

# 1992 Census of Service Industries


---

SC92-A-27

GEOGRAPHIC AREA SERIES

## Montana

---



# 1992 Census of Service Industries

---

SC92-A-27

GEOGRAPHIC AREA SERIES

## Montana

---

+



+



**U.S. Department of Commerce**  
**Ronald H. Brown**, Secretary  
**David J. Barram**, Deputy Secretary

**Economics and Statistics Administration**  
**Everett M. Ehrlich**, Under Secretary  
for Economic Affairs

**BUREAU OF THE CENSUS**  
**Harry A. Scarr**, Acting Director

---

## Acknowledgments

Many persons participated in the various activities of the 1992 Census of Service Industries. The overall planning and review of the census operations were performed by the Economic Census Staff of the Economic Planning and Coordination Division.

This report was prepared in the Services Division. **Bobby E. Russell**, Assistant Chief for Census Programs, was responsible for the overall planning, management, and coordination of the census of service industries. Planning and implementation were under the direction of **Jack B. Moody**, Chief, Service Census Branch, with primary staff assistance by **Jack R. Drago**, **Barbara S. Tinari**, **Kirk K. Degler**, **Joseph R. Fuller**, **Susan G. Baker**, **Deborah M. Stempowski**, **Brian D. Gregory**, **Theresa L. Steele**, **Chris E. Blackburn**, **Gary R. Rice**, **M. Craig Schadt**, **Arthur B. Stewart**, **Sandra K. Byrd**, and **Evelyn D. Butler**.

Systems and procedures for mailout, receipt, correspondence, data input, industry classification, other clerical processing, administrative record processing, quality control, and the associated electronic computer programs, were developed in the Economic Planning and Coordination Division.

Mailout preparation and receipt operations, clerical and analytical review activities, data keying, and geocoding review were performed by the staff of the Data Preparation Division, **Judith N. Petty**, Acting Chief.

Geographic coding procedures and associated computer programs were developed by the staff of the Geography Division, **Robert W. Marx**, Chief.

The computer processing systems were developed and coordinated in the Economic Statistical Methods and Programming Division, **Charles P. Pautler, Jr.**, Chief. **H. Ray Dennis**, Assistant Chief for Business Programs, was responsible for design and implementation of the computer systems. The computer programs were prepared under the supervision of **William C. Wester**, Chief, Business Census Branch, and **Steven G. McCraith**, Chief, Utilities and Financial Census Branch, assisted by **Jeffrey S. Rosen**, **Barbara L. Lambert**, **Robert A. Hill**, **Linda K. Ludwigson**, and **Tsung C. Chu**. Additional programming assistance was provided by **Robert S. Jewett**.

Computer processing was performed in the Computer Services Division, **Marvin D. Raines**, Chief.

The staff of the Administrative and Publications Services Division, **Walter C. Odom**, Chief, performed planning, design, composition, editorial review, and printing planning and procurement for publications and report forms. **Margaret A. Smith** provided publication coordination and editing.

Special acknowledgment is also due the many businesses whose cooperation has contributed to the publication of these data.

**If you have any questions concerning the statistics in this report, call 301-763-7039.**



**Economics and Statistics  
Administration**

**Everett M. Ehrlich**, Under Secretary  
for Economic Affairs



**BUREAU OF THE CENSUS**

**Harry A. Scarr**, Acting Director

**Paula J. Schneider**, Principal Associate  
Director for Programs

**Charles A. Waite**, Associate Director for  
Economic Programs

**Thomas L. Mesenbourg**, Assistant Director for  
Economic Programs

**ECONOMIC PLANNING AND COORDINATION DIVISION**

**Thomas L. Mesenbourg**, Acting Chief

**SERVICES DIVISION**

**Thomas L. Mesenbourg**, Acting Chief

# Introduction to the Economic Census

## PURPOSES AND USES OF THE ECONOMIC CENSUS

The economic census is the major source of facts about the structure and functioning of the Nation's economy. It provides essential information for government, business, industry, and the general public.

The economic census furnishes an important part of the framework for such composite measures as the gross domestic product, input/output measures, production and price indexes, and other statistical series that measure short-term changes in economic conditions.

Policymaking agencies of the Federal Government use the data, especially in monitoring economic activity and providing assistance to business.

State and local governments use the data to assess business activities and tax bases within their jurisdictions and to develop programs to attract business.

Trade associations study trends in their own and competing industries and keep their members informed of market changes.

Individual businesses use the data to locate potential markets and to analyze their own production and sales performance relative to industry or area averages.

## AUTHORITY AND SCOPE

Title 13 of the United States Code (sections 131, 191, and 224) directs the Census Bureau to take the economic census every 5 years, covering years ending in 2 and 7. The 1992 Economic Census consists of the following eight censuses:

- Census of Retail Trade
- Census of Wholesale Trade
- Census of Service Industries
- Census of Financial, Insurance, and Real Estate Industries
- Census of Transportation, Communications, and Utilities
- Census of Manufactures
- Census of Mineral Industries
- Census of Construction Industries

Special programs also cover enterprise statistics and minority-owned and women-owned businesses. (The 1992 Census of Agriculture and 1992 Census of Governments are conducted separately.) The next economic census is scheduled to be taken in 1998 covering the year 1997.

## AVAILABILITY OF THE DATA

The results of the economic census are available in printed reports for sale by the U.S. Government Printing Office and on compact discs for sale by the Census Bureau. Order forms for all types of products are available on request from Customer Services, Bureau of the Census, Washington, DC 20233-8300. A more complete description of publications being issued from this census is on the inside back cover of this document.

Census facts are also widely disseminated by trade associations, business journals, and newspapers. Volumes containing census statistics are available in most major public and college libraries. Finally, State data centers in every State as well as business and industry data centers in many States also supply economic census statistics.

## WHAT'S NEW IN 1992

The 1992 Economic Census covers more of the economy than any previous census. New for 1992 are data on communications, utilities, financial, insurance, and real estate, as well as coverage of more transportation industries. The economic, agriculture, and governments censuses now collectively cover nearly 98 percent of all economic activity.

Among other changes, new 1992 definitions affect the boundaries of about a third of all metropolitan areas. Also, the Survey of Women-Owned Businesses has now been expanded to include all corporations.

## HISTORICAL INFORMATION

The economic census has been taken as an integrated program at 5-year intervals since 1967 and before that for 1963, 1958, and 1954. Prior to that time, the individual subcomponents of the economic census were taken separately at varying intervals.

The economic census traces its beginnings to the 1810 Decennial Census, when questions on manufacturing were included with those for population. Coverage of economic activities was expanded for 1840 and subsequent censuses to include mining and some commercial activities. In 1902, Congress established a permanent Census Bureau and directed that a census of manufactures be taken every 5 years. The 1905 Manufactures Census was the first time a census was taken apart from the regular every-10-year population census.

The first census of business was taken in 1930, covering 1929. Initially it covered retail and wholesale trade and construction industries, but it was broadened in 1933 to include some of the service trades.

The 1954 Economic Census was the first census to be fully integrated—providing comparable census data across economic sectors, using consistent time periods, concepts, definitions, classifications, and reporting units. It was the first census to be taken by mail, using lists of firms provided by the administrative records of other Federal agencies. Since 1963, administrative records also have been used to provide basic statistics for very small firms, reducing or eliminating the need to send them census questionnaires. The Enterprise Statistics Program, which publishes combined data from the economic census, was made possible with the implementation of the integrated census program in 1954.

The range of industries covered in the economic censuses has continued to expand. The census of construction industries began on a regular basis in 1967, and the scope of service industries was broadened in 1967, 1977, and 1987. The census of transportation began in 1963 as a set of surveys covering travel, transportation of commodities, and trucks, but expanded in 1987 to cover business establishments in several transportation industries. For 1992, these statistics are incorporated into a broadened census of transportation, communications, and utilities. Also new for 1992 is the census of financial, insurance, and real estate industries. This is part of a gradual expansion in coverage of industries previously subjected to government regulation.

The Survey of Minority-Owned Business Enterprises was first conducted as a special project in 1969 and was incorporated into the economic census in 1972 along with the Survey of Women-Owned Businesses.

An economic census has also been taken in Puerto Rico since 1909, in the Virgin Islands of the United States and Guam since 1958, and in the Commonwealth of the Northern Mariana Islands since 1982.

Statistical reports from the 1987 and earlier censuses provide historical figures for the study of long-term time series and are available in some large libraries. All of the census data published since 1967 are still available for sale on microfiche from the Census Bureau.

## AVAILABILITY OF MORE FREQUENT ECONOMIC DATA

While the census provides complete enumerations every 5 years, there are many needs for more frequent data as well. The Census Bureau conducts a number of monthly, quarterly, and annual surveys, with the results appearing in publication series such as Current Business Reports (retail and wholesale trade and service industries), the Annual Survey of Manufactures, Current Industrial Reports, and the Quarterly Financial Report. Most of these surveys, while providing more frequent observations, yield less kind-of-business and geographic detail than the census. The County Business Patterns program offers annual statistics on the number of establishments, employment, and payroll classified by industry within each county.

## SOURCES FOR MORE INFORMATION

More information about the scope, coverage, classification system, data items, and publications for each of the economic censuses and related surveys is published in the *Guide to the 1992 Economic Census and Related Statistics*. More information on the methodology, procedures, and history of the census will be published in the *History of the 1992 Economic Census*. Contact Customer Services for information on availability.

# Census of Service Industries

## GENERAL

The 1992 Census of Service Industries, part of the 1992 Economic Census, covered service industries as defined in Division I of the *Standard Industrial Classification Manual: 1987*<sup>1</sup> (SIC), except Elementary and Secondary Schools (SIC 821), Colleges, Universities, Professional Schools, and Junior Colleges (SIC 822), Labor Unions and Similar Labor Organizations (SIC 863), Political Organizations (SIC 865), Religious Organizations (SIC 866), and Private Households (SIC 881). The census also excluded governmental establishments classified in the covered industries, except for government-operated hospitals which were included.

Data are presented for establishments in the following classifications:

SIC code	Title
70	Hotels, rooming houses, camps, and other lodging places
72	Personal services
73	Business services
75	Automotive repair, services, and parking
76	Miscellaneous repair services
78	Motion pictures
79	Amusement and recreation services
80	Health services
81	Legal services
823, 4, 9	Selected educational services
83	Social services
84	Museums, art galleries, and botanical and zoological gardens
861, 2, 4, 9	Selected membership organizations
87	Engineering, accounting, research, management, and related services
89	Services, not elsewhere classified

This series of reports presents data for service establishments of firms subject to Federal income tax and (in separate tables) of firms which are exempt from Federal income tax under provisions of the Internal Revenue Code. Only establishments with some payroll during the year are included. For a more detailed explanation, see appendix A.

<sup>1</sup>*Standard Industrial Classification Manual: 1987*. For sale by Superintendent of Documents, U.S. Government Printing Office, Washington, DC 20402. Stock No. 041-001-00314-2.

Many of the "kinds of business or operation" included in this report are not thought of as commercial businesses, and the terms (such as "business," "establishment," and "firm") used to describe them may not be descriptive of such services, particularly for not-for-profit and professional services. However, these terms are applied to all "kinds of business or operation" in order to maintain conformity in the measures of the production and delivery of goods and services and in the presentation of data.

The basic tabulations in this report do not include data for establishments which are auxiliary (primary function is providing a service, such as warehousing or bookkeeping) to service establishments within the same organization. Data for auxiliaries are presented in a subsequent report issued as part of the 1992 Enterprise Statistics reports.

For the 1992 Census of Service Industries, large- and medium-size firms, plus all firms known to operate more than one establishment, were sent questionnaires to be completed and returned to the Census Bureau by mail. For most very small firms, including those with no paid employees, data from existing administrative records of other Federal agencies were used instead. These records provided basic information on location, kind of business, receipts, payroll, number of employees, and legal form of organization. In addition, more detailed information for selected kinds of business was obtained on the various questionnaires.

Appendix A gives a more detailed explanation of census coverage and methodology.

## CENSUS DISCLOSURE RULES

In accordance with Federal law governing census reports, no data are published that would disclose the operations of an individual establishment or business. However, the number of establishments in a kind-of-business classification is not considered a disclosure, so this information may be released even though other information is withheld.

## GEOGRAPHIC AREAS COVERED

This report series presents data for the following areas:

1. The United States as a whole.
2. Each State and the District of Columbia.

3. Each consolidated metropolitan statistical area (CMSA) and primary metropolitan statistical area (PMSA) defined by the Office of Management and Budget (OMB) as of June 30, 1993. A CMSA is an area used to facilitate the presentation and analysis of data for large concentrations of metropolitan populations. It includes two or more contiguous PMSA's which have a population of at least 1,000,000<sup>2</sup> and which meet specific criteria of urban character and of social and economic integration.
4. Each metropolitan statistical area (MSA) defined by the OMB as of June 30, 1993. An MSA is an integrated economic and social unit with a population nucleus of at least 50,000 inhabitants.<sup>2</sup> Each MSA consists of one or more counties meeting standards of metropolitan character; in New England, cities and towns rather than counties are the component geographic units.
5. The area within the State outside metropolitan areas (MA's).
6. Each county or county equivalent.<sup>3</sup> Counties are the primary divisions of States, except in Louisiana where they are called parishes and in Alaska where they are called boroughs and census areas. Maryland, Missouri, Nevada, and Virginia have one place or more that is independent of any county organization and constitutes primary divisions of their States. These places are treated as counties and as places.
7. Each consolidated city.<sup>3</sup> Consolidated cities are consolidated governments which consist of separately incorporated municipalities.
8. Each municipality of 2,500 inhabitants or more incorporated as a city, borough, village, or town.<sup>2 3</sup>  
  
For the economic census, boroughs and census areas in Alaska and boroughs in New York are not included in this category.
9. Special economic urban areas (SEUA's), which include townships in Michigan, New Jersey, and Pennsylvania, and towns in New York, Wisconsin, and the six New England States with 10,000 inhabitants or more.<sup>2</sup>

## DOLLAR VALUES

All dollar values presented in this report are expressed in current dollars, i.e., 1992 data are expressed in 1992 dollars and 1987 data in 1987 dollars. Consequently, when making comparisons to prior years, users of the data should consider the inflation that has occurred.

## RELIABILITY OF DATA

All data compiled in this report originated from either census questionnaires or administrative records of other Federal agencies and, therefore, are not subject to sampling errors. However, the data are subject to nonsampling

<sup>2</sup>According to the 1990 Census of Population or subsequent special census.

<sup>3</sup>Those defined as of January 1, 1992.

errors. Nonsampling errors can be attributed to many sources: inability to identify all cases in the actual universe; definition and classification difficulties; differences in the interpretation of questions; errors in recording or coding the data obtained; and other errors of collection, response, coverage, processing, and estimation for missing or misreported data.

The accuracy of these tabulated data is determined by the joint effects of the various nonsampling errors. No direct measurement of these effects has been obtained except for estimation for missing or misreported data; however, precautionary steps were taken in all phases of the collection, processing, and tabulation of the data in an effort to minimize the effects of nonsampling errors.

The Bureau of the Census obtains on computer tape limited information extracted from administrative records of other Federal agencies. This information is used in conjunction with other information available to the Census Bureau to develop estimates for nonemployers, small employers, and other establishments for which responses were not received in time for publication. For an indication of the extent that data included in these reports were obtained from the administrative records of other Federal agencies and from estimation, rather than reports directly from respondents, see appendix E. Also, see appendix A for a more detailed explanation of census coverage and methodology.

## SPECIAL TABULATIONS

Special tabulations of data collected in the 1992 Census of Service Industries may be obtained, depending on availability of time and personnel, on diskette, computer tape, or in tabular form. The data will be in summary form and subject to the same rules prohibiting disclosure of confidential information (including name, address, kind of business, or other data for individual business establishments or companies) as are the regular publications.

Special tabulations are prepared on a cost basis. A request for a cost estimate, as well as exact specifications on the type and format of the data to be provided, should be directed to the Chief, Services Division, Bureau of the Census, Washington, DC 20233.

To discuss a special tabulation before submitting specifications, call 1-800-541-8345.

## ABBREVIATIONS AND SYMBOLS

The following abbreviations and symbols are used in this publication:

- \* See kind-of-business descriptions for SIC 72 and SIC 7384 in appendix A for treatment of plant outlets.
- Represents zero.
- (D) Withheld to avoid disclosing data for individual companies; data are included in broader kind-of-business totals.



		<b>Symbol</b>	<b>Employment Size</b>
(IC)	Independent city.		
(NA)	Not available.		
(X)	Not applicable.	AA	0–19
CMSA	Consolidated metropolitan statistical area.	BB	20–99
MA	Metropolitan area.	CC	100–249
MSA	Metropolitan statistical area.	EE	250–499
n.e.c.	Not elsewhere classified.	FF	500–999
PMSA	Primary metropolitan statistical area.	GG	1,000–2,499
pt.	Part.	HH	2,500–4,999
r	Revised.	II	5,000–9,999
SIC	Standard Industrial Classification.	JJ	10,000–24,999
		KK	25,000–49,999
		LL	50,000–99,999
		MM	100,000 or more

The following symbols are used in this publication to show employment size ranges for employment data that have been withheld to avoid disclosing data for individual companies (employment size range codes are provided for the first time in the 1992 Economic Census):

# Users' Guide for Locating Statistics in This Report by Table Number

Information shown in tables	Table															
	1a	1b	2a	2b	3a	3b	4	5	6	7a	7b	8a	8b	9	10	
<b>GEOGRAPHIC AREAS</b>																
The State .....	X	X	X	X	X	X	X								X	X
CMSA's and MSA's in the State .....										X	X					
PMSA's in the State .....										X	X					
Area of the State not in any CMSA, PMSA, or MSA .....												X	X			
Counties in the State .....							X		X							X
Places in the State .....							X	X						X		
<b>DATA ITEMS</b>																
Establishments .....	X	X			X	X	X	X	X	X	X	X	X	X		X
Receipts .....	X				X	X	X	X	X	X	X	X	X	X	X	X
Revenue .....		X									X		X			
Expenses .....						X										
Annual payroll .....	X	X			X	X	X	X	X	X	X	X	X	X		
First-quarter payroll .....	X	X					X	X	X	X	X	X	X	X		
Paid employees for pay period including March 12, 1992 .....	X	X			X	X	X	X	X	X	X	X	X	X		
1987 to 1992 comparative statistics .....					X	X										
Receipts per establishment .....			X													
Revenue per establishment .....				X												
Expenses per establishment .....				X												
Receipts per employee .....			X													
Revenue per employee .....				X												
Expenses per employee .....				X												
Annual payroll per employee .....			X	X												
Employees per establishment .....			X	X												
Counties ranked by volume of receipts .....																X
Places ranked by volume of receipts .....														X		

# Users' Guide for Locating Statistics in the 1992 Census of Service Industries Reports

Report and geographic area	Information shown in reports by kind of business or industry category										
	Number of establishments	Receipts/Revenue (\$1,000)	Payroll (\$1,000)	Number of employees	Selected ratios	Receipts/revenue lines	Receipts size and employment size of establishments and firms	Concentration ratios of largest firms	Single units and multi-units	Legal form of organization	Selected topics
<b>GEOGRAPHIC AREA SERIES</b>											
United States .....	X	X	X	X	X						
State .....	X	X	X	X	X						
CMSA, PMSA, MSA .....	X	X	X	X							
County .....	X	X	X	X							
Place .....	X	X	X	X							
<b>NONEMPLOYER STATISTICS SERIES</b>											
United States .....	X	X									
State .....	X	X									
CMSA, PMSA, MSA .....	X	X									
County .....	X	X									
Place .....	X	X									
<b>ESTABLISHMENT AND FIRM SIZE (INCLUDING LEGAL FORM OF ORGANIZATION)</b>											
United States .....	X	X	X	X			X	X	X	X	
<b>CAPITAL EXPENDITURES, DEPRECIABLE ASSETS, AND OPERATING EXPENSES</b>											
United States .....		X	X								X
<b>RECEIPTS/REVENUE LINES</b>											
United States .....	X	X				X					
State .....	X	X				X					
CMSA, PMSA, MSA .....	X	X				X					
<b>HOTELS, MOTELS, AND OTHER LODGING PLACES</b>											
United States .....	X	X	X	X		X					X
State .....	X	X	X	X		X					X
CMSA, PMSA, MSA .....	X	X				X					X

Report and geographic area	Information shown in reports by kind of business or industry category										
	Number of establishments	Receipts/Revenue (\$1,000)	Payroll (\$1,000)	Number of employees	Selected ratios	Receipts/revenue lines	Receipts size and employment size of establishments and firms	Concentration ratios of largest firms	Single units and multi-units	Legal form of organization	Selected topics
<b>ZIP CODES</b>											
United States .....	X	X	X	X							
State .....	X	X	X	X							
<b>MISCELLANEOUS SUBJECTS</b>											
United States .....	X	X	X	X							X
State .....	X	X									X
CMSA, PMSA, MSA .....	X	X									X

# Contents

## Montana

[Page numbers listed here omit the prefix that appears as part of the number of each page]

	Page
Introduction to the Economic Census .....	III
Census of Service Industries .....	V
Users' Guide for Locating Statistics in This Report by Table Number .....	VIII
Users' Guide for Locating Statistics in the 1992 Census of Service Industries Reports ...	IX
Summary of Findings .....	2

### FIGURES

1. Percent Change in Receipts and Annual Payroll for Establishments of Firms Subject to Federal Income Tax: 1987 to 1992 .....	3
2. Annual Payroll Per Employee for Establishments of Firms Subject to Federal Income Tax: 1992 and 1987 .....	4
Maps .....	5

### TABLES

1a. Summary Statistics for Firms Subject to Federal Income Tax for the State: 1992 ..	7
1b. Summary Statistics for Firms Exempt From Federal Income Tax for the State: 1992 .....	11
2a. Selected Ratios for Firms Subject to Federal Income Tax for the State: 1992 .....	12
2b. Selected Ratios for Firms Exempt From Federal Income Tax for the State: 1992 ..	15
3a. Comparative Statistics for Firms Subject to Federal Income Tax for the State: 1992 and 1987 .....	15
3b. Comparative Statistics for Firms Exempt From Federal Income Tax for the State: 1992 and 1987 .....	19
4. Summary Statistics for Firms Subject to Federal Income Tax for Counties and for Places With 2,500 Inhabitants or More: 1992 .....	20
5. Summary Statistics for Firms Subject to Federal Income Tax for Places With 350 Establishments or More: 1992 .....	24
6. Summary Statistics for Firms Subject to Federal Income Tax for Counties With 350 Establishments or More: 1992 .....	31
7a. Summary Statistics for Firms Subject to Federal Income Tax for Metropolitan Areas: 1992 .....	37
7b. Summary Statistics for Firms Exempt From Federal Income Tax for Metropolitan Areas: 1992 .....	39
8a. Summary Statistics for Firms Subject to Federal Income Tax for the Area Outside Metropolitan Areas: 1992 .....	40
8b. Summary Statistics for Firms Exempt From Federal Income Tax for the Area Outside Metropolitan Areas: 1992 .....	43
9. Places With 2,500 Inhabitants or More Ranked by Volume of Receipts of Firms Subject to Federal Income Tax: 1992 .....	45
10. Counties Ranked by Volume of Receipts of Firms Subject to Federal Income Tax: 1992 .....	45

### APPENDIXES

A. General Explanation .....	A-1
B. Sample Report Form and Instructions .....	B-1
C. Kind-of-Business Titles and Reporting-Form Numbers .....	C-1
D. Metropolitan Areas .....	D-1
E. Percent of Receipts/Revenue Based on Administrative Records and Estimation for the State: 1992 .....	E-1
F. Geographic Notes .....	F-1
G. Establishments in Business Any Time During Year and Establishments in Business at End of Year for the State: 1992 and 1987 .....	G-1

Publication Program .....

Inside back cover

---

## Summary of Findings

---

### FIRMS SUBJECT TO FEDERAL INCOME TAX

Data from the 1992 Census of Service Industries show that Montana's 6,879 service industries establishments of firms with payroll that were subject to Federal income tax had receipts totaling \$2.2 billion. The 1992 data represent an increase of 56.7 percent in receipts for the State since 1987.

For establishments with payroll in 1992, receipts of offices and clinics of medical doctors totaled \$336.9 million, compared with \$225.1 million in 1987. Other leading service kinds of business in 1992 were hotels and motels with \$262.0 million in receipts, legal services with \$171.0 million, and offices and clinics of dentists with \$96.3 million.

There were 44,019 paid employees (full- and part-time) working in service industries in the State as of mid-March 1992, compared with 36,499 employees in 1987. Large employers included hotels and motels with 6,675 employees, offices and clinics of doctors of medicine with 3,706 employees, and nursing and personal care facilities with 3,116 employees.

### ORGANIZATIONS EXEMPT FROM FEDERAL INCOME TAX

Data for the census show that Montana's 1,350 service industries establishments of firms and other organizations with payroll that were exempt from Federal income tax had revenue totaling \$1.2 billion and expenses of \$1.2 billion in 1992. The 1992 data represent an increase of 60.1 percent in expenses since 1987.

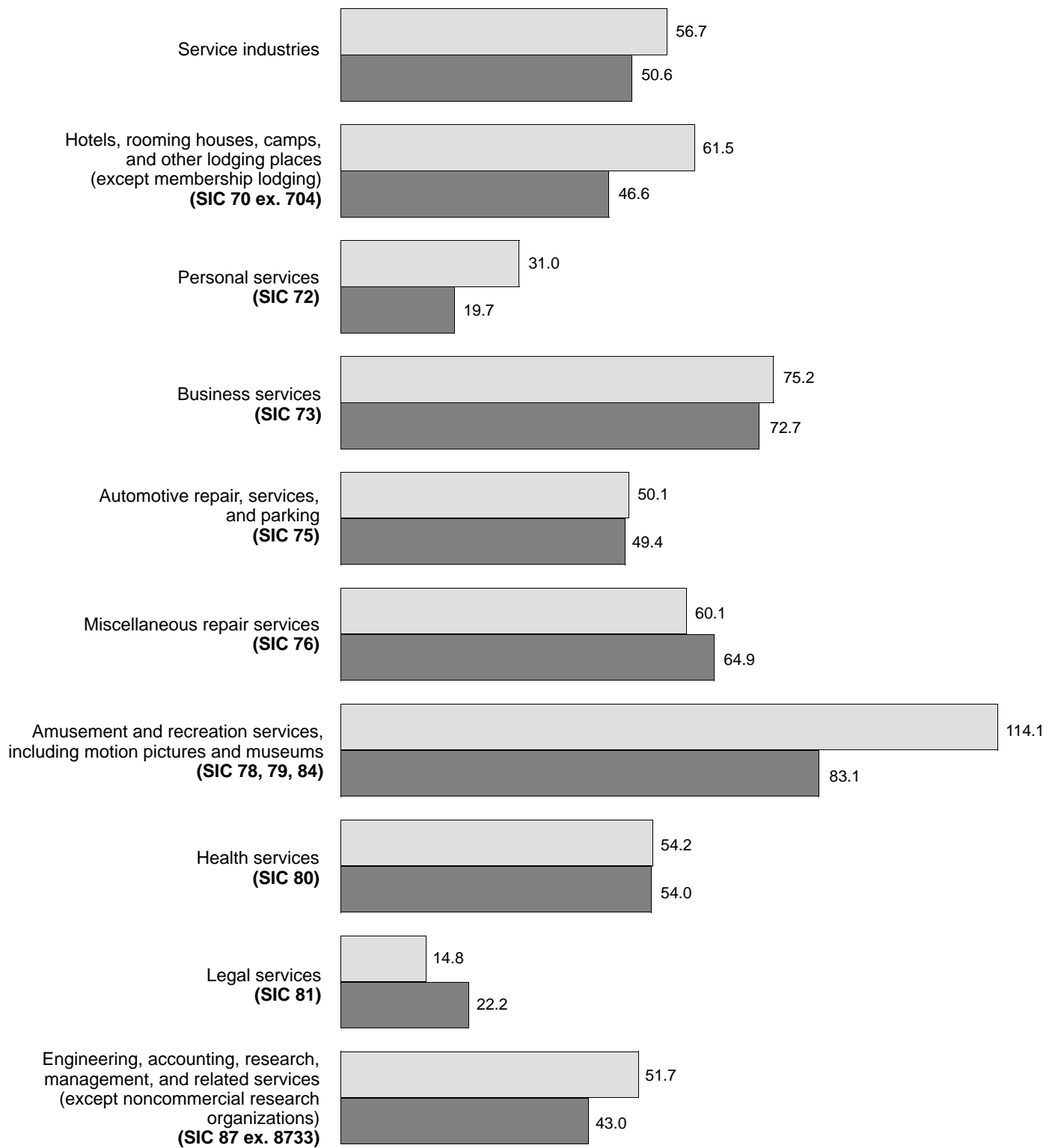
For establishments with payroll in 1992, revenue of hospitals totaled \$845.0 million, compared with \$553.6 million in 1987. Other leading classifications in 1992 were individual and family social services with revenue of \$48.8 million, and nursing and personal care facilities with \$40.3 million.

There were 29,328 paid employees (full- and part-time) as of mid-March 1992, compared with 23,356 employees in 1987. Hospitals had 15,490 employees; nursing and personal care facilities, 1,776 employees; and individual and family social services, 1,769 employees.

Figure 1. **Percent Change in Receipts and Annual Payroll for Establishments of Firms Subject to Federal Income Tax: 1987 to 1992**



(Includes only establishments with payroll. For meaning of abbreviations and symbols, see introductory text)

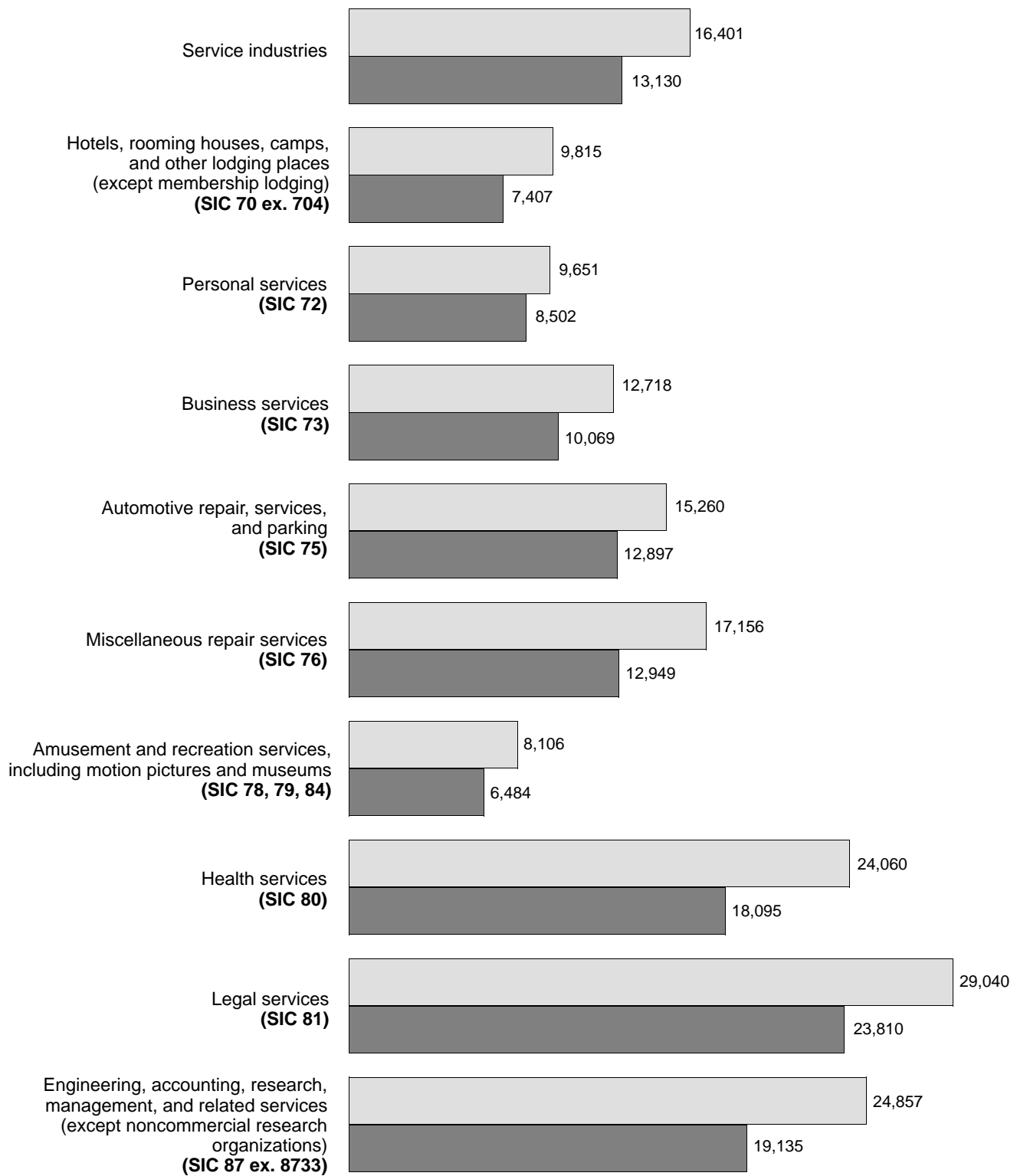
Receipts   
Payroll 



**Figure 2. Annual Payroll Per Employee for Establishments of Firms Subject to Federal Income Tax: 1992 and 1987**

(In dollars. For meaning of abbreviations and symbols, see introductory text)

1992   
1987 





**Table 1a. Summary Statistics for Firms Subject to Federal Income Tax for the State: 1992**

[Includes only establishments with payroll. For meaning of abbreviations and symbols, see introductory text. For explanation of terms and comparability of 1987 and 1992 censuses, see appendix A]

SIC code	Kind of business or operation	Establishments (number)	Receipts (\$1,000)	Annual payroll (\$1,000)	First-quarter payroll (\$1,000)	Paid employees for pay period including March 12 (number)
	<b>Total</b> .....	<b>6 879</b>	<b>2 196 765</b>	<b>721 945</b>	<b>157 588</b>	<b>44 019</b>
<b>70 ex. 704</b>	<b>Hotels, rooming houses, camps, and other lodging places (except membership lodging)</b> .....	<b>564</b>	<b>281 795</b>	<b>68 628</b>	<b>14 335</b>	<b>6 992</b>
	Hotels and motels .....	478	262 034	64 091	13 650	6 675
7011	Hotels .....	170	156 765	41 998	9 511	4 247
7011 pt.	Hotels, 25 guestrooms or more .....	114	150 679	40 923	9 351	4 088
7011 pt.	Hotels, less than 25 guestrooms .....	56	6 086	1 075	160	159
7011 pt.	Motels, motor hotels, and tourist courts .....	308	105 289	22 093	4 139	2 428
7011 pt.	Motels, tourist courts .....	258	74 530	13 816	2 616	1 653
7011 pt.	Motor hotels .....	50	30 739	8 277	1 523	775
702, 3	Other lodging places .....	86	19 761	4 537	685	317
702	Rooming and boarding houses .....	8	646	98	15	13
703	Camps and recreational vehicle parks .....	78	19 115	4 439	670	304
7032	Sporting and recreational camps .....	41	12 058	3 221	548	244
7033	Recreational vehicle parks and campsites .....	37	7 057	1 218	122	60
<b>72</b>	<b>Personal services</b> .....	<b>596</b>	<b>88 176</b>	<b>26 106</b>	<b>6 467</b>	<b>2 705</b>
721	Laundry, cleaning, and garment services .....	165	33 091	10 479	2 481	1 029
7211	Power laundries, family and commercial* .....	10	3 912	1 675	415	153
7213	Linen supply* .....	5	4 697	1 491	337	91
7215	Coin-operated laundries and drycleaning .....	52	4 680	1 056	228	155
7215 pt.	Coin-operated laundries and drycleaning stores .....	51	(D)	(D)	(D)	CC
7215 pt.	Coin-operated laundry routes .....	1	(D)	(D)	(D)	AA
7216	Drycleaning plants, except rug cleaning* .....	50	6 576	2 015	492	255
7217	Carpet and upholstery cleaning .....	31	3 803	946	221	142
7218	Industrial laundries* .....	11	8 727	3 005	712	202
7212, 9	Other laundry, cleaning, and garment services* .....	6	696	291	76	31
7212	Garment pressing, and agents for laundries and drycleaners .....	-	-	-	-	-
7219	Laundry and garment services, n.e.c.* .....	6	696	291	76	31
722	Photographic studios, portrait .....	38	4 703	720	178	80
723, 4	Beauty and barber shops .....	241	22 597	8 161	1 956	863
723	Beauty shops .....	227	21 709	7 800	1 870	827
724	Barber shops .....	14	888	361	86	36
725	Shoe repair shops and shoeshine parlors .....	11	925	100	24	16
726	Funeral service and crematories .....	50	17 463	4 073	958	227
729	Miscellaneous personal services .....	91	9 397	2 573	870	490
7291	Tax return preparation services .....	41	4 345	1 378	581	295
7299	Miscellaneous personal services, n.e.c. .....	50	5 052	1 195	289	195
7299 pt.	Massage parlors, tanning salons, and saunas .....	14	950	253	71	34
7299 pt.	Other personal services .....	36	4 102	942	218	161
7299 pt.	Diet and weight reducing services .....	11	1 239	229	47	27
7299 pt.	Formal wear rental .....	6	(D)	(D)	(D)	BB
7299 pt.	Other personal services, n.e.c. .....	19	(D)	(D)	(D)	CC
<b>73</b>	<b>Business services</b> .....	<b>853</b>	<b>244 341</b>	<b>87 284</b>	<b>19 882</b>	<b>6 863</b>
731	Advertising .....	40	12 834	4 665	1 197	247
7311	Advertising agencies .....	23	7 016	2 601	710	115
7312	Outdoor advertising services .....	11	4 249	1 453	334	63
7313	Radio, television, publishers' advertising representatives .....	3	(D)	(D)	(D)	BB
7313 pt.	Radio, television advertising representatives .....	1	(D)	(D)	(D)	BB
7313 pt.	Publishers' advertising representatives .....	2	(D)	(D)	(D)	BB
7319	Advertising, n.e.c. .....	3	(D)	(D)	(D)	AA
732	Consumer credit reporting agencies, mercantile reporting agencies, and adjustment and collection agencies .....	45	12 374	3 906	947	268
7322	Adjustment and collection services .....	37	10 861	3 502	844	235
7323	Credit reporting services .....	8	1 513	404	103	33
733	Mailing, reproduction, commercial art and photography, and stenographic services .....	75	11 778	2 748	551	222
7331	Direct mail advertising services .....	4	1 404	146	27	16
7331 pt.	Mailing list compilers, brokers, and managers .....	-	-	-	-	-
7331 pt.	Direct mail advertising services, except mailing list services .....	4	1 404	146	27	16
7334	Photocopying and duplicating services .....	10	2 867	596	130	65
7334 pt.	Blueprinting and photocopying services .....	10	2 867	596	130	65
7334 pt.	Duplicating services, except printing and photocopying .....	-	-	-	-	-
7335, 6	Commercial photography, art, and graphics .....	28	4 471	1 046	192	73
7335	Commercial photography .....	9	1 874	459	60	41
7336	Commercial art and graphic design .....	19	2 597	587	132	32
7336 pt.	Commercial art .....	9	1 305	265	68	15
7336 pt.	Graphic arts and related design .....	10	1 292	322	64	17
7338	Secretarial and court reporting services .....	33	3 036	960	202	68
734	Services to dwellings and other buildings .....	235	26 686	11 179	2 645	1 580
7342	Disinfecting and pest control services .....	6	1 430	478	115	30
7349	Building cleaning and maintenance services, n.e.c. .....	229	25 256	10 701	2 530	1 550
735	Miscellaneous equipment rental and leasing .....	77	30 235	6 358	1 400	372
7352	Medical equipment rental and leasing .....	17	5 727	1 664	358	89
7353	Heavy construction equipment rental and leasing .....	12	5 769	1 515	312	72
7353 pt.	Rental and leasing of heavy construction equipment without operators .....	7	2 704	547	110	27
7353 pt.	Rental and leasing of heavy construction equipment with operators .....	5	3 065	968	202	45
7359	Equipment rental and leasing, n.e.c. .....	48	18 739	3 179	730	211
7359 pt.	Equipment rental .....	36	14 058	2 512	571	155
7359 pt.	Rent-to-own .....	5	(D)	(D)	(D)	BB
7359 pt.	Equipment rental, except rent-to-own .....	31	(D)	(D)	(D)	CC
7359 pt.	Equipment leasing, except finance leasing .....	12	4 681	667	159	56

**Table 1a. Summary Statistics for Firms Subject to Federal Income Tax for the State: 1992—Con.**

[Includes only establishments with payroll. For meaning of abbreviations and symbols, see introductory text. For explanation of terms and comparability of 1987 and 1992 censuses, see appendix A]

SIC code	Kind of business or operation	Establishments (number)	Receipts (\$1,000)	Annual payroll (\$1,000)	First-quarter payroll (\$1,000)	Paid employees for pay period including March 12 (number)
<b>73</b>	<b>Business services—Con.</b>					
736	Personnel supply services -----	56	27 994	19 267	4 171	1 765
7361	Employment agencies -----	25	3 093	1 295	239	107
7363	Help supply services -----	31	24 901	17 972	3 932	1 658
7363 pt.	Temporary help supply -----	25	(D)	(D)	(D)	GG
7363 pt.	Help supply, except temporary -----	6	(D)	(D)	(D)	CC
7363 pt.	Employee leasing -----	5	(D)	(D)	(D)	CC
7363 pt.	Other help supply services -----	1	(D)	(D)	(D)	AA
737	Computer programming, data processing, and other computer related services -----	122	69 280	23 642	5 449	1 094
7371, 2, 3	Computer programming, prepackaged software, and integrated systems -----	58	25 558	10 797	2 472	455
7371	Computer programming services -----	40	11 622	5 448	1 229	203
7372	Prepackaged software -----	11	1 706	690	230	35
7373	Computer integrated systems -----	7	12 230	4 659	1 013	217
7374, 5, 6	Data processing services -----	31	(D)	(D)	(D)	FF
7374, 5	Computer processing, information retrieval -----	29	33 224	9 794	2 273	498
7374	Computer processing and data preparation and processing services -----	21	(D)	(D)	(D)	EE
7375	Information retrieval services -----	8	(D)	(D)	(D)	BB
7376	Computer facilities management services -----	2	(D)	(D)	(D)	AA
7377, 8, 9	Computer rental and leasing, maintenance, and related services, n.e.c. -----	33	(D)	(D)	(D)	CC
7377	Computer rental and leasing -----	—	—	—	—	—
7378	Computer maintenance and repair -----	17	7 490	1 845	426	73
7379	Computer related services, n.e.c. -----	16	(D)	(D)	(D)	BB
7379 pt.	Computer consultants -----	10	1 022	356	82	20
7379 pt.	Miscellaneous computer services, n.e.c. -----	6	(D)	(D)	(D)	BB
738	Miscellaneous business services -----	203	53 160	15 519	3 522	1 315
7381, 2	Detective agencies and protective services -----	34	8 301	4 042	881	388
7381	Detective, guard, and armored car services -----	27	6 636	3 402	777	361
7381 pt.	Detective agencies and guard services -----	20	(D)	(D)	(D)	EE
7381 pt.	Armored car services -----	7	(D)	(D)	(D)	BB
7382	Security systems services -----	7	1 665	640	104	27
7383	News syndicates -----	3	(D)	(D)	(D)	BB
7384	Photofinishing laboratories* -----	28	12 014	2 669	562	165
7384 pt.	Photofinishing laboratories, except "one-hour" (mini) labs* -----	14	9 057	1 895	396	109
7384 pt.	One-hour (mini) photofinishing* -----	14	2 957	774	166	56
7389	Business services, n.e.c. -----	138	(D)	(D)	(D)	FF
7389 pt.	Sign painting shops -----	17	2 141	533	122	45
7389 pt.	Interior designing -----	9	3 978	308	74	22
7389 pt.	Telephone answering services -----	14	2 217	1 022	244	145
7389 pt.	Other business services -----	98	(D)	(D)	(D)	FF
7389 pt.	Water softening and conditioning services -----	18	6 817	1 452	351	88
7389 pt.	Packaging and labeling services -----	1	(D)	(D)	(D)	AA
7389 pt.	Trading stamp services -----	—	—	—	—	—
7389 pt.	Miscellaneous business services -----	79	(D)	(D)	(D)	EE
7389 pt.	Convention and trade show services -----	4	856	207	58	12
7389 pt.	Private mail centers -----	8	1 622	154	31	18
7389 pt.	Miscellaneous business services, n.e.c. -----	67	(D)	(D)	(D)	EE
<b>75</b>	<b>Automotive repair, services, and parking -----</b>	<b>701</b>	<b>183 599</b>	<b>40 606</b>	<b>9 472</b>	<b>2 661</b>
751	Automotive rental and leasing, without drivers -----	46	25 332	3 192	736	225
7513	Truck rental and leasing, without drivers -----	9	(D)	(D)	(D)	BB
7513 pt.	Truck rental, without drivers -----	6	(D)	(D)	(D)	BB
7513 pt.	Truck leasing, except finance leasing -----	3	(D)	(D)	(D)	AA
7514, 5	Passenger car rental and leasing -----	35	(D)	(D)	(D)	CC
7514	Passenger car rental -----	34	19 030	2 498	527	167
7515	Passenger car leasing -----	1	(D)	(D)	(D)	AA
7519	Utility trailer and recreational vehicle rental -----	2	(D)	(D)	(D)	BB
752	Automobile parking -----	16	2 656	349	77	46
7521 pt.	Parking lots -----	13	(D)	(D)	(D)	BB
7521 pt.	Parking structures -----	3	(D)	(D)	(D)	AA
753	Automotive repair shops -----	539	133 556	32 021	7 512	1 897
7532	Top, body, and upholstery repair shops and paint shops -----	166	46 516	12 270	2 921	680
7532 pt.	Top and body repair shops -----	161	46 008	12 121	2 883	672
7532 pt.	Paint shops -----	5	508	149	38	8
7538	General automotive repair shops -----	245	54 559	12 532	3 021	815
7538 pt.	General automotive repair shops, except diesel -----	210	41 724	9 157	2 194	618
7538 pt.	Diesel repair shops -----	35	12 835	3 375	827	197
7533, 4, 6, 7, 9	Other automotive repair shops -----	128	32 481	7 219	1 570	402
7533	Automotive exhaust system repair shops -----	25	4 661	1 136	246	63
7534	Tire retreading and repair shops -----	13	7 691	1 661	339	67
7536	Automotive glass replacement shops -----	23	7 008	1 230	264	63
7537	Automotive transmission repair shops -----	21	3 735	862	191	68
7539	Automotive repair shops, n.e.c. -----	46	9 386	2 330	530	141
7539 pt.	Radiator repair -----	11	1 740	397	75	30
7539 pt.	Brake, front end, and wheel alignment -----	13	3 553	902	204	44
7539 pt.	Automotive electrical and fuel system services -----	18	3 709	942	232	61
7539 pt.	Carburetor repair shops -----	8	1 844	469	119	29
7539 pt.	Automotive electrical repair shops -----	10	1 865	473	113	32
7539 pt.	Other automotive repair shops, n.e.c. -----	4	384	89	19	6
754	Automotive services, except repair -----	100	22 055	5 044	1 147	493
7542	Carwashes -----	58	11 827	2 579	607	307
7549	Automotive services, except repair and carwashes -----	42	10 228	2 465	540	186
7549 pt.	Lubrication shops -----	29	7 608	1 981	426	149
7549 pt.	Other automotive services -----	13	2 620	484	114	37
7549 pt.	Towing services -----	9	2 040	426	103	33
7549 pt.	Other automotive services, n.e.c. -----	4	580	58	11	4

**Table 1a. Summary Statistics for Firms Subject to Federal Income Tax for the State: 1992—Con.**

[Includes only establishments with payroll. For meaning of abbreviations and symbols, see introductory text. For explanation of terms and comparability of 1987 and 1992 censuses, see appendix A]

SIC code	Kind of business or operation	Establishments (number)	Receipts (\$1,000)	Annual payroll (\$1,000)	First-quarter payroll (\$1,000)	Paid employees for pay period including March 12 (number)
<b>76</b>	<b>Miscellaneous repair services -----</b>	<b>289</b>	<b>65 731</b>	<b>18 065</b>	<b>4 250</b>	<b>1 053</b>
762	Electrical repair shops -----	60	13 267	3 819	932	256
7622	Radio and television repair shops -----	22	3 720	927	224	70
7623, 9	Other electrical and electronic repair shops -----	38	9 547	2 892	708	186
7623	Refrigeration and air-conditioning service and repair shops -----	7	1 389	275	63	20
7629	Electrical and electronic repair shops, n.e.c. -----	31	8 158	2 617	645	166
763	Watch, clock, and jewelry repair -----	—	—	—	—	—
764	Reupholstery and furniture repair -----	27	3 342	961	234	88
769	Miscellaneous repair and related services -----	202	49 122	13 285	3 084	709
7692	Welding repair -----	46	7 399	1 901	428	120
7694	Armature rewinding shops -----	8	1 788	442	93	23
7699	Repair shops and related services, n.e.c. -----	148	39 935	10 942	2 563	566
7699 pt.	Farm machinery and equipment repair -----	16	3 651	976	240	52
7699 pt.	Lawnmower and other small gasoline engine repair -----	15	1 712	293	70	30
7699 pt.	Sewer and septic tank cleaning services -----	9	1 221	406	84	20
7699 pt.	Other repair and related services, n.e.c. -----	108	33 351	9 267	2 169	464
<b>78, 79, 84</b>	<b>Amusement and recreation services, including motion pictures and museums -----</b>	<b>678</b>	<b>223 033</b>	<b>41 884</b>	<b>10 121</b>	<b>5 167</b>
781, 2	Motion picture production, distribution, and services -----	17	5 058	1 850	400	82
7812 pt.	Motion picture production, except for television -----	7	713	533	129	23
7812 pt.	Motion picture and tape production for television -----	5	(D)	(D)	(D)	BB
7819	Services allied to motion picture production -----	4	(D)	(D)	(D)	AA
7822 pt.	Motion picture film and tape distributors -----	—	—	—	—	—
7822 pt.	Motion picture film exchanges -----	—	—	—	—	—
7822 pt.	Video tape wholesalers -----	—	—	—	—	—
7822 pt.	Film and tape distribution for television -----	—	—	—	—	—
7829	Services allied to motion picture distribution -----	1	(D)	(D)	(D)	AA
783	Motion picture theaters -----	62	17 031	2 260	536	516
7832	Motion picture theaters, except drive-in -----	57	16 893	2 235	532	510
7833	Drive-in motion picture theaters -----	5	138	25	4	6
784	Video tape rental -----	93	13 433	2 566	620	383
792	Theatrical producers (except motion picture), bands, orchestras, and entertainers -----	16	2 403	583	81	41
7922	Theatrical producers (except motion picture) and miscellaneous theatrical services -----	9	1 615	387	40	34
7922 pt.	Producers of live theatrical productions -----	6	(D)	(D)	(D)	AA
7922 pt.	Producers of radio and television shows, except tape producers -----	1	(D)	(D)	(D)	AA
7922 pt.	Artists' and entertainers' managers or agents, concert bureaus, booking agents -----	2	(D)	(D)	(D)	AA
7922 pt.	Other theatrical services -----	—	—	—	—	—
7929	Bands, orchestras, actors, and other entertainers and entertainment groups -----	7	788	196	41	7
7929 pt.	Dance groups and artists -----	—	—	—	—	—
7929 pt.	Symphony orchestras, opera companies, and chamber music organizations -----	—	—	—	—	—
7929 pt.	Other music and entertainment presentations -----	7	788	196	41	7
7929 pt.	Other music groups and artists -----	2	(D)	(D)	(D)	AA
7929 pt.	Other entertainers and entertainment groups -----	5	(D)	(D)	(D)	AA
793	Bowling centers -----	64	19 248	4 815	1 205	651
79 ex. 792, 3, 84	Commercial sports and other amusement and recreation services, including museums -----	426	165 860	29 810	7 279	3 494
794	Commercial sports -----	10	1 390	243	32	25
7941	Professional sports clubs, managers, promoters -----	4	728	165	20	19
7941 pt.	Baseball clubs -----	4	728	165	20	19
7941 pt.	Football clubs -----	—	—	—	—	—
7941 pt.	Other professional sports clubs -----	—	—	—	—	—
7941 pt.	Managers and promoters -----	—	—	—	—	—
7948	Racing, including track operation -----	6	662	78	12	6
7948 pt.	Auto racetrack operation -----	2	(D)	(D)	(D)	AA
7948 pt.	Horse racetrack operation -----	1	(D)	(D)	(D)	AA
7948 pt.	Dog racetrack operation -----	—	—	—	—	—
7948 pt.	Racing stables and racing, n.e.c. -----	3	(D)	(D)	(D)	AA
79 ex. 792, 3, 4, 84	Other amusement and recreation services, including museums -----	416	164 470	29 567	7 247	3 469
791	Dance studios, schools, and halls -----	13	571	96	22	40
7991	Physical fitness facilities -----	48	9 812	2 936	716	581
7991 pt.	Physical fitness centers, except gymnasiums and athletic clubs -----	42	8 687	2 641	640	519
7991 pt.	Gymnasiums and athletic clubs -----	6	1 125	295	76	62
7992	Public golf courses -----	20	4 541	1 451	177	111
7993	Coin-operated amusement devices -----	46	46 091	4 194	1 032	261
7996	Amusement parks -----	4	879	173	7	5
7997	Membership sports and recreation clubs -----	26	7 763	2 126	333	164
7999, 84	Amusement and recreation services, including museums, n.e.c. -----	259	94 813	18 591	4 960	2 307
7999 pt.	Concession operators of amusement devices and rides -----	3	(D)	(D)	(D)	AA
7999 pt.	Carnivals, circuses, and fairs -----	2	(D)	(D)	(D)	BB
7999 pt.	Carnivals and circuses -----	2	(D)	(D)	(D)	BB
7999 pt.	Fairs -----	—	—	—	—	—
7999 pt., 84	Other recreation and amusements, including museums -----	254	94 138	18 495	4 950	2 282
84	Museums, art galleries, and botanical and zoological gardens -----	5	542	128	13	4
841	Museums and art galleries -----	5	542	128	13	4
842	Arboreta and botanical or zoological gardens -----	—	—	—	—	—
7999 pt.	Roller skating rinks -----	11	917	154	37	39
7999 pt.	Ice skating rinks -----	—	—	—	—	—
7999 pt.	Other amusement and recreation services, n.e.c. -----	238	92 679	18 213	4 900	2 239

**Table 1a. Summary Statistics for Firms Subject to Federal Income Tax for the State: 1992—Con.**

[Includes only establishments with payroll. For meaning of abbreviations and symbols, see introductory text. For explanation of terms and comparability of 1987 and 1992 censuses, see appendix A]

SIC code	Kind of business or operation	Establishments (number)	Receipts (\$1,000)	Annual payroll (\$1,000)	First-quarter payroll (\$1,000)	Paid employees for pay period including March 12 (number)
<b>80</b>	<b>Health services</b> .....	<b>1 490</b>	<b>651 453</b>	<b>259 588</b>	<b>54 052</b>	<b>10 789</b>
801	Offices and clinics of doctors of medicine .....	599	336 865	146 486	28 898	3 706
8011 pt.	Offices of doctors of medicine .....	588	328 527	144 145	28 414	3 595
8011 pt.	General medical clinics .....	11	8 338	2 341	484	111
802	Offices and clinics of dentists .....	397	96 335	33 040	7 066	1 805
8021 pt.	Offices of dentists .....	395	(D)	(D)	(D)	GG
8021 pt.	Dental clinics .....	2	(D)	(D)	(D)	AA
803	Offices and clinics of doctors of osteopathy .....	12	3 003	1 005	213	54
8031 pt.	Offices of osteopathic physicians .....	12	3 003	1 005	213	54
8031 pt.	Osteopathic clinics .....	—	—	—	—	—
804	Offices and clinics of other health practitioners .....	322	58 788	14 839	3 176	924
8041	Offices and clinics of chiropractors .....	117	16 310	3 017	688	260
8042	Offices and clinics of optometrists .....	103	24 435	5 830	1 262	360
8043	Offices and clinics of podiatrists .....	16	3 441	768	131	38
8049	Offices and clinics of health practitioners, n.e.c. ....	86	14 602	5 224	1 095	266
805	Nursing and personal care facilities .....	45	85 031	38 980	9 092	3 116
8051	Skilled nursing care facilities .....	39	83 317	38 098	8 907	3 050
8052	Intermediate care facilities .....	2	(D)	(D)	(D)	BB
8059	Nursing and personal care facilities, n.e.c. ....	4	(D)	(D)	(D)	BB
806	Hospitals .....	4	19 772	7 997	1 791	320
8062	General medical and surgical hospitals .....	1	(D)	(D)	(D)	CC
8063, 9	Specialty hospitals .....	3	(D)	(D)	(D)	CC
8063	Psychiatric hospitals .....	3	(D)	(D)	(D)	CC
8069	Specialty hospitals, except psychiatric .....	—	—	—	—	—
807, 8, 9	Other health services .....	111	51 659	17 241	3 816	864
807	Medical and dental laboratories .....	51	16 721	5 864	1 258	205
8071	Medical laboratories .....	21	12 375	4 505	1 006	146
8072	Dental laboratories .....	30	4 346	1 359	252	59
808	Home health care services .....	18	8 958	3 795	850	235
809	Miscellaneous health and allied services, n.e.c. ....	42	25 980	7 582	1 708	424
8092	Kidney dialysis centers .....	—	—	—	—	—
8093	Specialty outpatient facilities, n.e.c. ....	22	20 549	5 692	1 266	313
8099	Health and allied services, n.e.c. ....	20	5 431	1 890	442	111
<b>81</b>	<b>Legal services</b> .....	<b>569</b>	<b>170 990</b>	<b>62 464</b>	<b>12 473</b>	<b>2 151</b>
<b>823, 4, 9</b>	<b>Selected educational services</b> .....	<b>26</b>	<b>2 099</b>	<b>577</b>	<b>120</b>	<b>76</b>
823	Libraries .....	—	—	—	—	—
824	Vocational schools .....	7	1 029	244	45	35
8243	Data processing schools .....	2	(D)	(D)	(D)	AA
8244	Business and secretarial schools .....	—	—	—	—	—
8249	Vocational schools, n.e.c. ....	5	(D)	(D)	(D)	AA
829	Schools and educational services, n.e.c. ....	19	1 070	333	75	41
<b>83</b>	<b>Social services</b> .....	<b>287</b>	<b>27 136</b>	<b>10 361</b>	<b>2 518</b>	<b>1 259</b>
835	Child day care services .....	187	10 188	3 870	1 000	675
832, 3, 6, 9	Other social services .....	100	16 948	6 491	1 518	584
832	Individual and family social services .....	40	4 709	1 438	322	186
833	Job training and vocational rehabilitation services .....	18	3 175	1 611	345	80
836	Residential care .....	36	8 618	3 295	815	309
839	Social services, n.e.c. ....	6	446	147	36	9
<b>87 ex. 8733</b>	<b>Engineering, accounting, research, management, and related services (except noncommercial research organizations)</b> .....	<b>776</b>	<b>246 965</b>	<b>102 361</b>	<b>23 042</b>	<b>4 118</b>
871	Engineering, architectural, and surveying services .....	251	108 284	44 162	9 314	1 530
8711	Engineering services .....	140	78 355	33 237	7 185	1 074
8712	Architectural services .....	63	22 996	8 167	1 675	310
8713	Surveying services .....	48	6 933	2 758	454	146
872	Accounting, auditing, and bookkeeping services .....	342	71 003	29 463	7 491	1 497
873 ex. 8733	Research, development, and testing services (except noncommercial research organizations) .....	40	35 539	15 669	3 365	559
8731	Commercial physical and biological research .....	10	(D)	(D)	(D)	EE
8731 pt.	Commercial physical research .....	4	(D)	(D)	(D)	EE
8731 pt.	Commercial medical and biological research .....	6	(D)	(D)	(D)	BB
8732	Commercial economic, sociological, and educational research .....	11	(D)	(D)	(D)	BB
8734	Testing laboratories .....	19	8 325	3 003	660	132
874	Management and public relations services .....	143	32 139	13 067	2 872	532
8741	Management services .....	59	15 682	6 678	1 438	267
8742	Management consulting services .....	50	12 138	4 879	1 113	194
8743	Public relations services .....	4	215	58	12	5
8744	Facilities support management services .....	—	—	—	—	—
8748	Business consulting services, n.e.c. ....	30	4 104	1 452	309	66
<b>89</b>	<b>Services, n.e.c.</b> .....	<b>50</b>	<b>11 447</b>	<b>4 021</b>	<b>856</b>	<b>185</b>
8999 pt.	Scientific and related consulting services, except environmental .....	12	2 247	912	222	52
8999 pt.	Other services .....	38	9 200	3 109	634	133
8999 pt.	Environmental consulting .....	21	7 240	2 701	556	105
8999 pt.	Authors, composers, and other arts-related services .....	11	1 192	155	24	16
8999 pt.	Other services, n.e.c. ....	6	768	253	54	12

**Table 1b. Summary Statistics for Firms Exempt From Federal Income Tax for the State: 1992**

[Includes only establishments with payroll. For meaning of abbreviations and symbols, see introductory text. For explanation of terms and comparability of 1987 and 1992 censuses, see appendix A]

SIC code	Kind of business or operation	Establishments (number)	Revenue (\$1,000)	Annual payroll (\$1,000)	First-quarter payroll (\$1,000)	Paid employees for pay period including March 12 (number)
	<b>Total</b> .....	<b>1 350</b>	<b>1 243 374</b>	<b>523 859</b>	<b>124 999</b>	<b>29 328</b>
<b>7032, 704</b>	<b>Camps and membership lodging</b> .....	<b>25</b>	<b>2 814</b>	<b>586</b>	<b>118</b>	<b>60</b>
7032	Sporting and recreational camps .....	4	608	179	19	8
704	Organization hotels and lodging houses, on membership basis .....	21	2 206	407	99	52
<b>792, 7991 pt., 7997, 7999 pt., 84</b>	<b>Selected amusement, recreation, and related services</b> .....	<b>90</b>	<b>25 930</b>	<b>8 603</b>	<b>1 714</b>	<b>798</b>
792	Theatrical producers (except motion picture), bands, orchestras, and entertainers .....	22	3 282	1 182	279	146
7922	Theatrical producers (except motion picture) and miscellaneous theatrical services .....	13	2 370	994	234	125
7922 pt.	Producers of live theatrical productions .....	9	2 101	957	227	121
7922 pt.	Producers of radio and television shows, except tape .....	2	(D)	(D)	(D)	AA
7922 pt.	Artists' and entertainers' managers or agents, concert bureaus, booking agents .....	1	(D)	(D)	(D)	AA
7922 pt.	Other theatrical services .....	1	(D)	(D)	(D)	AA
7929	Bands, orchestras, actors, and other entertainers and entertainment groups .....	9	912	188	45	21
7929 pt.	Dance groups and artists .....	1	(D)	(D)	(D)	AA
7929 pt.	Symphony orchestras, opera companies, and chamber music organizations .....	5	792	152	36	13
7929 pt.	Other music groups and artists .....	3	(D)	(D)	(D)	AA
7929 pt.	Other entertainers and entertainment groups .....	-	-	-	-	-
7991 pt., 7997	Gymnasiums, athletic clubs, and membership sports and recreation clubs .....	40	16 600	5 811	1 098	541
7991 pt.	Gymnasiums and athletic clubs .....	2	(D)	(D)	(D)	CC
7997	Membership sports and recreation clubs .....	38	(D)	(D)	(D)	EE
7999 pt.	Fairs .....	5	1 090	155	28	16
84	Museums, art galleries, and botanical and zoological gardens .....	23	4 958	1 455	309	95
841	Museums and art galleries .....	22	(D)	(D)	(D)	BB
842	Arboreta and botanical or zoological gardens .....	1	(D)	(D)	(D)	AA
<b>8011 pt.; 8021 pt.; 805, 6, 8, 9</b>	<b>Selected health services</b> .....	<b>193</b>	<b>937 842</b>	<b>418 339</b>	<b>100 661</b>	<b>20 150</b>
8011 pt., 8021 pt.	Clinics of doctors of medicine and dentists .....	13	6 167	2 840	718	202
8011 pt.	General medical clinics .....	13	6 167	2 840	718	202
8021 pt.	Dental clinics .....	-	-	-	-	-
805	Nursing and personal care facilities .....	31	40 269	21 994	5 284	1 776
8051	Skilled nursing care facilities .....	17	32 980	18 076	4 330	1 402
8052	Intermediate care facilities .....	12	(D)	(D)	(D)	EE
8059	Nursing and personal care facilities, n.e.c. .....	2	(D)	(D)	(D)	AA
806	Hospitals .....	61	845 040	367 804	88 782	15 490
8062	General medical and surgical hospitals .....	59	(D)	(D)	(D)	JJ
8062 pt.	General medical and surgical hospitals, nongovernment .....	43	711 784	290 471	69 546	12 704
8062 pt.	General medical and surgical hospitals, government .....	16	(D)	(D)	(D)	GG
8063, 9	Specialty hospitals .....	2	(D)	(D)	(D)	FF
8063	Psychiatric hospitals .....	2	(D)	(D)	(D)	FF
8063 pt.	Psychiatric hospitals, nongovernment .....	1	(D)	(D)	(D)	CC
8063 pt.	Psychiatric hospitals, government .....	1	(D)	(D)	(D)	FF
8069	Specialty hospitals, except psychiatric .....	-	-	-	-	-
8069 pt.	Specialty hospitals, except psychiatric; nongovernment .....	-	-	-	-	-
8069 pt.	Specialty hospitals, except psychiatric; government .....	-	-	-	-	-
808, 9	Other health services .....	88	46 366	25 701	5 877	2 682
808	Home health care services .....	8	15 586	11 026	2 343	1 745
809	Miscellaneous health and allied services, n.e.c. .....	80	30 780	14 675	3 534	937
8092	Kidney dialysis centers .....	-	-	-	-	-
8093	Specialty outpatient facilities, n.e.c. .....	72	24 389	11 940	2 853	742
8099	Health and allied services, n.e.c. .....	8	6 391	2 735	681	195
<b>8111 pt.</b>	<b>Legal aid societies and similar legal services</b> .....	<b>10</b>	<b>(D)</b>	<b>(D)</b>	<b>(D)</b>	<b>BB</b>
<b>823, 4, 9</b>	<b>Selected educational services</b> .....	<b>22</b>	<b>(D)</b>	<b>(D)</b>	<b>(D)</b>	<b>BB</b>
823	Libraries .....	1	(D)	(D)	(D)	AA
824	Vocational schools .....	7	470	145	64	13
8243	Data processing schools .....	-	-	-	-	-
8244	Business and secretarial schools .....	-	-	-	-	-
8249	Vocational schools, n.e.c. .....	7	470	145	64	13
829	Schools and educational services, n.e.c. .....	14	(D)	(D)	(D)	BB
<b>83</b>	<b>Social services</b> .....	<b>499</b>	<b>172 269</b>	<b>66 290</b>	<b>15 300</b>	<b>5 866</b>
835	Child day care services .....	73	6 857	3 461	797	462
832, 3, 6, 9	Other social services .....	426	165 412	62 829	14 503	5 404
832	Individual and family social services .....	182	48 815	20 323	4 778	1 769
833	Job training and vocational rehabilitation services .....	48	34 902	13 489	2 930	1 474
836	Residential care .....	93	39 649	17 783	4 309	1 365
839	Social services, n.e.c. .....	103	42 046	11 234	2 486	796
<b>861, 2, 4, 9</b>	<b>Selected membership organizations</b> .....	<b>464</b>	<b>82 878</b>	<b>21 961</b>	<b>5 341</b>	<b>2 044</b>
861	Business associations .....	83	16 560	5 099	1 340	298
864	Civic, social, and fraternal associations .....	277	39 434	9 879	2 359	1 331
862, 9	Other membership organizations .....	104	26 884	6 983	1 642	415
862	Professional membership organizations .....	18	2 979	947	213	41
869	Membership organizations, n.e.c. .....	86	23 905	6 036	1 429	374

**Table 1b. Summary Statistics for Firms Exempt From Federal Income Tax for the State: 1992—Con.**

[Includes only establishments with payroll. For meaning of abbreviations and symbols, see introductory text. For explanation of terms and comparability of 1987 and 1992 censuses, see appendix A]

SIC code	Kind of business or operation	Establishments (number)	Revenue (\$1,000)	Annual payroll (\$1,000)	First-quarter payroll (\$1,000)	Paid employees for pay period including March 12 (number)
<b>873, 4 ex. 8744</b>	<b>Research, testing, and consulting services, except facilities support management services</b> .....	<b>47</b>	<b>15 846</b>	<b>6 077</b>	<b>1 409</b>	<b>316</b>
873	Research, development, and testing services .....	30	13 334	5 266	1 210	277
8731	Commercial physical and biological research .....	—	—	—	—	—
8732	Commercial economic, sociological, and educational research .....	7	3 070	1 246	284	57
8733	Noncommercial research organizations .....	23	10 264	4 020	926	220
8734	Testing laboratories .....	—	—	—	—	—
874 ex. 8744	Management and public relations services, except facilities support management services .....	17	2 512	811	199	39
8741	Management services .....	—	—	—	—	—
8742	Management consulting services .....	4	319	178	43	8
8743	Public relations services .....	1	(D)	(D)	(D)	AA
8748	Business consulting services, n.e.c. ....	12	(D)	(D)	(D)	BB

**Table 2a. Selected Ratios for Firms Subject to Federal Income Tax for the State: 1992**

[Includes only establishments with payroll. For meaning of abbreviations and symbols, see introductory text. For explanation of terms and comparability of 1987 and 1992 censuses, see appendix A]

SIC code	Kind of business or operation	Receipts		Annual payroll per employee <sup>1</sup> (dollars)	Employees per establishment <sup>1</sup> (number)
		Per establishment (dollars)	Per employee <sup>1</sup> (dollars)		
	<b>Total</b> .....	<b>319 344</b>	<b>49 905</b>	<b>16 401</b>	<b>6</b>
<b>70 ex. 704</b>	<b>Hotels, rooming houses, camps, and other lodging places (except membership lodging)</b> .....	<b>499 637</b>	<b>40 302</b>	<b>9 815</b>	<b>12</b>
7011	Hotels and motels .....	548 188	39 256	9 602	14
7011 pt.	Hotels .....	922 147	36 912	9 889	25
7011 pt.	Hotels, 25 guestrooms or more .....	1 321 746	36 859	10 011	36
7011 pt.	Hotels, less than 25 guestrooms .....	108 679	38 277	6 761	3
7011 pt.	Motels, motor hotels, and tourist courts .....	341 782	43 356	9 099	8
7011 pt.	Motels, tourist courts .....	288 876	45 088	8 358	6
7011 pt.	Motor hotels .....	614 780	39 663	10 680	16
702, 3	Other lodging places .....	229 779	62 338	14 312	4
702	Rooming and boarding houses .....	80 750	49 692	7 538	2
703	Camps and recreational vehicle parks .....	245 064	62 878	14 602	4
<b>72</b>	<b>Personal services</b> .....	<b>147 946</b>	<b>32 597</b>	<b>9 651</b>	<b>5</b>
721	Laundry, cleaning, and garment services .....	200 552	32 158	10 184	6
7211	Power laundries, family and commercial* .....	391 200	25 569	10 948	15
7213	Linen supply* .....	939 400	51 615	16 385	18
7215	Coin-operated laundries and drycleaning .....	90 000	30 194	6 813	3
7216	Drycleaning plants, except rug cleaning* .....	131 520	25 788	7 902	5
7217	Carpet and upholstery cleaning .....	122 677	26 782	6 662	5
7218	Industrial laundriers* .....	793 364	43 203	14 876	18
7212, 9	Other laundry, cleaning, and garment services* .....	116 000	22 452	9 387	5
7212	Garment pressing, and agents for laundries and drycleaners .....	—	—	—	—
7219	Laundry and garment services, n.e.c.* .....	116 000	22 452	9 387	5
722	Photographic studios, portrait .....	123 763	58 788	9 000	2
723, 4	Beauty and barber shops .....	93 763	26 184	9 457	4
723	Beauty shops .....	95 634	26 250	9 432	4
724	Barber shops .....	63 429	24 667	10 028	3
725	Shoe repair shops and shoeshine parlors .....	84 091	57 813	6 250	1
726	Funeral service and crematories .....	349 260	76 930	17 943	5
729	Miscellaneous personal services .....	103 264	19 178	5 251	5
7291	Tax return preparation services .....	105 976	14 729	4 671	7
7299	Miscellaneous personal services, n.e.c. ....	101 040	25 908	6 128	4
<b>73</b>	<b>Business services</b> .....	<b>286 449</b>	<b>35 603</b>	<b>12 718</b>	<b>8</b>
731	Advertising .....	320 850	51 960	18 887	6
7311	Advertising agencies .....	305 043	61 009	22 617	5
7312	Outdoor advertising services .....	386 273	67 444	23 063	6
7313	Radio, television, publishers' advertising representatives .....	(D)	(D)	(D)	(D)
7319	Advertising, n.e.c. ....	(D)	(D)	(D)	(D)
732	Consumer credit reporting agencies, mercantile reporting agencies, and adjustment and collection agencies .....	274 978	46 172	14 575	6
7322	Adjustment and collection services .....	293 541	46 217	14 902	6
7323	Credit reporting services .....	189 125	45 848	12 242	4
733	Mailing, reproduction, commercial art and photography, and stenographic services .....	157 040	53 054	12 378	3
7331	Direct mail advertising services .....	351 000	87 750	9 125	4
7334	Photocopying and duplicating services .....	286 700	44 108	9 169	7
7335, 6	Commercial photography, art, and graphics .....	159 679	61 247	14 329	3
7335	Commercial photography .....	208 222	45 707	11 195	5
7336	Commercial art and graphic design .....	136 684	81 156	18 344	2
7338	Secretarial and court reporting services .....	92 000	44 647	14 118	2
734	Services to dwellings and other buildings .....	113 557	16 890	7 075	7
7342	Disinfecting and pest control services .....	238 333	47 667	15 933	5
7349	Building cleaning and maintenance services, n.e.c. ....	110 288	16 294	6 904	7

See footnotes at end of table.

Table 2a. **Selected Ratios for Firms Subject to Federal Income Tax for the State: 1992** — Con.

[Includes only establishments with payroll. For meaning of abbreviations and symbols, see introductory text. For explanation of terms and comparability of 1987 and 1992 censuses, see appendix A]

SIC code	Kind of business or operation	Receipts		Annual payroll per employee <sup>1</sup> (dollars)	Employees per establishment <sup>1</sup> (number)
		Per establishment (dollars)	Per employee <sup>1</sup> (dollars)		
<b>73</b>	<b>Business services—Con.</b>				
735	Miscellaneous equipment rental and leasing -----	392 662	81 277	17 091	5
7352	Medical equipment rental and leasing -----	336 882	64 348	18 697	5
7353	Heavy construction equipment rental and leasing -----	480 750	80 125	21 042	6
7359	Equipment rental and leasing, n.e.c. -----	390 396	88 810	15 066	4
736	Personnel supply services -----	499 893	15 861	10 916	32
7361	Employment agencies -----	123 720	28 907	12 103	4
7363	Help supply services -----	803 258	15 019	10 840	53
7363 pt.	Temporary help supply -----	(D)	(D)	(D)	(D)
7363 pt.	Help supply, except temporary -----	(D)	(D)	(D)	(D)
737	Computer programming, data processing, and other computer related services -----	567 869	63 327	21 611	9
7371, 2, 3	Computer programming, prepackaged software, and integrated systems -----	440 655	56 171	23 730	8
7371	Computer programming services -----	290 550	57 251	26 837	5
7372	Prepackaged software -----	155 091	48 743	19 714	3
7373	Computer integrated systems -----	1 747 143	56 359	21 470	31
7374, 5, 6	Data processing services -----	(D)	(D)	(D)	(D)
7374, 5	Computer processing, information retrieval -----	1 145 655	66 715	19 667	17
7376	Computer facilities management services -----	(D)	(D)	(D)	(D)
7377, 8, 9	Computer rental and leasing, maintenance, and related services, n.e.c. -----	(D)	(D)	(D)	(D)
7377	Computer rental and leasing -----	—	—	—	—
7378	Computer maintenance and repair -----	440 588	102 603	25 274	4
7379	Computer related services, n.e.c. -----	(D)	(D)	(D)	(D)
738	Miscellaneous business services -----	261 872	40 426	11 802	6
7381, 2	Detective agencies and protective services -----	244 147	21 394	10 418	11
7381	Detective, guard, and armored car services -----	245 778	18 382	9 424	13
7382	Security systems services -----	237 857	61 667	23 704	4
7383	News syndicates -----	(D)	(D)	(D)	(D)
7384	Photofinishing laboratories* -----	429 071	72 812	16 176	6
7389	Business services, n.e.c. -----	(D)	(D)	(D)	(D)
7389 pt.	Sign painting shops -----	125 941	47 578	11 844	2
7389 pt.	Interior designing -----	442 000	180 818	14 000	10
7389 pt.	Telephone answering services -----	158 357	15 290	7 048	10
7389 pt.	Other business services -----	(D)	(D)	(D)	(D)
<b>75</b>	<b>Automotive repair, services, and parking -----</b>	<b>261 910</b>	<b>68 996</b>	<b>15 260</b>	<b>4</b>
751	Automotive rental and leasing, without drivers -----	550 696	112 587	14 187	5
7513	Truck rental and leasing, without drivers -----	(D)	(D)	(D)	(D)
7514, 5	Passenger car rental and leasing -----	(D)	(D)	(D)	(D)
7514	Passenger car rental -----	559 706	113 952	14 958	5
7515	Passenger car leasing -----	(D)	(D)	(D)	(D)
7519	Utility trailer and recreational vehicle rental -----	(D)	(D)	(D)	(D)
752	Automobile parking -----	166 000	57 739	7 587	3
753	Automotive repair shops -----	247 785	70 404	16 880	4
7532	Top, body, and upholstery repair shops and paint shops -----	280 217	68 406	18 044	4
7532 pt.	Top and body repair shops -----	285 764	68 464	18 037	4
7532 pt.	Paint shops -----	101 600	63 500	18 625	2
7538	General automotive repair shops -----	222 690	66 944	15 377	3
7538 pt.	General automotive repair shops, except diesel -----	198 686	67 515	14 817	3
7538 pt.	Diesel repair shops -----	366 714	65 152	17 132	6
7533, 4, 6, 7, 9	Other automotive repair shops -----	253 758	80 799	17 958	3
7533	Automotive exhaust system repair shops -----	186 440	73 984	18 032	3
7534	Tire retreading and repair shops -----	591 615	114 791	24 791	5
7536	Automotive glass replacement shops -----	304 696	111 238	19 524	3
7537	Automotive transmission repair shops -----	177 857	54 926	12 676	3
7539	Automotive repair shops, n.e.c. -----	204 043	66 567	16 525	3
7539 pt.	Radiator repair -----	158 182	58 000	13 233	3
7539 pt.	Brake, front end, and wheel alignment -----	273 308	80 750	20 500	3
7539 pt.	Automotive electrical and fuel system services -----	206 056	60 803	15 443	3
7539 pt.	Other automotive repair shops, n.e.c. -----	96 000	64 000	14 833	2
754	Automotive services, except repair -----	220 550	44 736	10 231	5
7542	Carwashes -----	203 914	38 524	8 401	5
7549	Automotive services, except repair and carwashes -----	243 524	54 989	13 253	4
<b>76</b>	<b>Miscellaneous repair services -----</b>	<b>227 443</b>	<b>62 423</b>	<b>17 156</b>	<b>4</b>
762	Electrical repair shops -----	221 117	51 824	14 918	4
7622	Radio and television repair shops -----	169 091	53 143	13 243	3
7623, 9	Other electrical and electronic repair shops -----	251 237	51 328	15 548	5
7623	Refrigeration and air-conditioning service and repair shops -----	198 429	69 450	13 750	3
7629	Electrical and electronic repair shops, n.e.c. -----	263 161	49 145	15 765	5
763	Watch, clock, and jewelry repair -----	—	—	—	—
764	Reupholstery and furniture repair -----	123 778	37 977	10 920	3
769	Miscellaneous repair and related services -----	243 178	69 283	18 738	4
7692	Welding repair -----	160 848	61 658	15 842	3
7694	Armature rewinding shops -----	223 500	77 739	19 217	3
7699	Repair shops and related services, n.e.c. -----	269 831	70 557	19 332	4
<b>78, 79, 84</b>	<b>Amusement and recreation services, including motion pictures and museums -----</b>	<b>328 957</b>	<b>43 165</b>	<b>8 106</b>	<b>8</b>
781, 2	Motion picture production, distribution, and services -----	297 529	61 683	22 561	5
783	Motion picture theaters -----	274 694	33 006	4 380	8
7832	Motion picture theaters, except drive-in -----	296 368	33 124	4 382	9
7833	Drive-in motion picture theaters -----	27 600	23 000	4 167	1
784	Video tape rental -----	144 441	35 073	6 700	4

See footnotes at end of table.

**SERVICE INDUSTRIES—GEOGRAPHIC AREA SERIES**

**MONTANA MT-13**

Table 2a. **Selected Ratios for Firms Subject to Federal Income Tax for the State: 1992** — Con.

[Includes only establishments with payroll. For meaning of abbreviations and symbols, see introductory text. For explanation of terms and comparability of 1987 and 1992 censuses, see appendix A]

SIC code	Kind of business or operation	Receipts		Annual payroll per employee <sup>1</sup> (dollars)	Employees per establishment <sup>1</sup> (number)
		Per establishment (dollars)	Per employee <sup>1</sup> (dollars)		
<b>78, 79, 84</b>	<b>Amusement and recreation services, including motion pictures and museums—Con.</b>				
792	Theatrical producers (except motion picture), bands, orchestras, and entertainers -----	150 188	58 610	14 220	3
7922	Theatrical producers (except motion picture) and miscellaneous theatrical services -----	179 444	47 500	11 382	4
7929	Bands, orchestras, actors, and other entertainers and entertainment groups -----	112 571	112 571	28 000	1
793	Bowling centers -----	300 750	29 567	7 396	10
79 ex. 792, 3, 4; 84	Commercial sports and other amusement and recreation services, including museums -----	389 343	47 470	8 532	8
794	Commercial sports -----	139 000	55 600	9 720	3
7941	Professional sports clubs, managers, promoters -----	182 000	38 316	8 684	5
7948	Racing, including track operation -----	110 333	110 333	13 000	1
79 ex. 792, 3, 4; 84	Other amusement and recreation services, including museums -----	395 361	47 411	8 523	8
791	Dance studios, schools, and halls -----	43 923	14 275	2 400	3
7991	Physical fitness facilities -----	204 417	16 888	5 053	12
7992	Public golf courses -----	227 050	40 910	13 072	6
7993	Coin-operated amusement devices -----	1 001 978	176 594	16 069	6
7996	Amusement parks -----	219 750	175 800	34 600	1
7997	Membership sports and recreation clubs -----	298 577	47 335	12 963	6
7999, 84	Amusement and recreation services, including museums, n.e.c. -----	366 073	41 098	8 059	9
7999 pt.	Concession operators of amusement devices and rides -----	(D)	(D)	(D)	(D)
7999 pt.	Carnivals, circuses, and fairs -----	(D)	(D)	(D)	(D)
7999 pt., 84	Other recreation and amusements, including museums -----	370 622	41 252	8 105	9
<b>80</b>	<b>Health services -----</b>	<b>437 217</b>	<b>60 381</b>	<b>24 060</b>	<b>7</b>
801	Offices and clinics of doctors of medicine -----	562 379	90 897	39 527	6
8011 pt.	Offices of doctors of medicine -----	558 719	91 384	40 096	6
8011 pt.	General medical clinics -----	758 000	75 117	21 090	10
802	Offices and clinics of dentists -----	242 657	53 371	18 305	5
803	Offices and clinics of doctors of osteopathy -----	250 250	55 611	18 611	5
804	Offices and clinics of other health practitioners -----	182 571	63 623	16 060	3
8041	Offices and clinics of chiropractors -----	139 402	62 731	11 604	2
8042	Offices and clinics of optometrists -----	237 233	67 875	16 194	3
8043	Offices and clinics of podiatrists -----	215 063	90 553	20 211	2
8049	Offices and clinics of health practitioners, n.e.c. -----	169 791	54 895	19 639	3
805	Nursing and personal care facilities -----	1 889 578	27 289	12 510	69
8051	Skilled nursing care facilities -----	2 136 333	27 317	12 491	78
8052	Intermediate care facilities -----	(D)	(D)	(D)	(D)
8059	Nursing and personal care facilities, n.e.c. -----	(D)	(D)	(D)	(D)
806	Hospitals -----	4 943 000	61 788	24 991	80
8062	General medical and surgical hospitals -----	(D)	(D)	(D)	(D)
8063, 9	Specialty hospitals -----	(D)	(D)	(D)	(D)
807, 8, 9	Other health services -----	465 396	59 791	19 955	8
807	Medical and dental laboratories -----	327 863	81 566	28 605	4
8071	Medical laboratories -----	589 286	84 760	30 856	7
8072	Dental laboratories -----	144 867	73 661	23 034	2
808	Home health care services -----	497 667	38 119	16 149	13
809	Miscellaneous health and allied services, n.e.c. -----	618 571	61 274	17 882	10
8092	Kidney dialysis centers -----	—	—	—	—
8093	Specialty outpatient facilities, n.e.c. -----	934 045	65 652	18 185	14
8099	Health and allied services, n.e.c. -----	271 550	48 928	17 027	6
<b>81</b>	<b>Legal services -----</b>	<b>300 510</b>	<b>79 493</b>	<b>29 040</b>	<b>4</b>
<b>823, 4, 9</b>	<b>Selected educational services -----</b>	<b>80 731</b>	<b>27 618</b>	<b>7 592</b>	<b>3</b>
823	Libraries -----	—	—	—	—
824	Vocational schools -----	147 000	29 400	6 971	5
829	Schools and educational services, n.e.c. -----	56 316	26 098	8 122	2
<b>83</b>	<b>Social services -----</b>	<b>94 551</b>	<b>21 554</b>	<b>8 230</b>	<b>4</b>
835	Child day care services -----	54 481	15 093	5 733	4
832, 3, 6, 9	Other social services -----	169 480	29 021	11 115	6
<b>87 ex. 8733</b>	<b>Engineering, accounting, research, management, and related services (except noncommercial research organizations) -----</b>	<b>318 254</b>	<b>59 972</b>	<b>24 857</b>	<b>5</b>
871	Engineering, architectural, and surveying services -----	431 410	70 774	28 864	6
8711	Engineering services -----	559 679	72 956	30 947	8
8712	Architectural services -----	365 016	74 181	26 345	5
8713	Surveying services -----	144 438	47 486	18 890	3
872	Accounting, auditing, and bookkeeping services -----	207 611	47 430	19 681	4
873 ex. 8733	Research, development, and testing services (except noncommercial research organizations) -----	888 475	63 576	28 030	14
8731	Commercial physical and biological research -----	(D)	(D)	(D)	(D)
8732	Commercial economic, sociological, and educational research -----	(D)	(D)	(D)	(D)
8734	Testing laboratories -----	438 158	63 068	22 750	7
874	Management and public relations services -----	224 748	60 412	24 562	4
8741	Management services -----	265 797	58 734	25 011	5
8742	Management consulting services -----	242 760	62 567	25 149	4
8743	Public relations services -----	53 750	43 000	11 600	1
8744	Facilities support management services -----	—	—	—	—
8748	Business consulting services, n.e.c. -----	136 800	62 182	22 000	2
<b>89</b>	<b>Services, n.e.c. -----</b>	<b>228 940</b>	<b>61 876</b>	<b>21 735</b>	<b>4</b>

<sup>1</sup>Based on number of employees for pay period including March 12.



**Table 2b. Selected Ratios for Firms Exempt From Federal Income Tax for the State: 1992**

[Includes only establishments with payroll. For meaning of abbreviations and symbols, see introductory text. For explanation of terms and comparability of 1987 and 1992 censuses, see appendix A]

SIC code	Kind of business or operation	Revenue		Expenses		Annual payroll per employee <sup>1</sup> (dollars)	Employees per establishment <sup>1</sup> (number)
		Per establishment (dollars)	Per employee <sup>1</sup> (dollars)	Per establishment (dollars)	Per employee <sup>1</sup> (dollars)		
	<b>Total</b> .....	<b>921 018</b>	<b>42 395</b>	<b>861 679</b>	<b>39 664</b>	<b>17 862</b>	<b>22</b>
<b>7032, 704</b>	<b>Camps and membership lodging</b> .....	<b>112 560</b>	<b>46 900</b>	<b>112 440</b>	<b>46 850</b>	<b>9 767</b>	<b>2</b>
<b>792, 7991 pt., 7997, 7999 pt., 84</b>	<b>Selected amusement, recreation, and related services</b> .....	<b>288 111</b>	<b>32 494</b>	<b>274 189</b>	<b>30 924</b>	<b>10 781</b>	<b>9</b>
<b>8011 pt.; 8021 pt.; 805, 6, 8, 9</b>	<b>Selected health services</b> .....	<b>4 859 285</b>	<b>46 543</b>	<b>4 562 938</b>	<b>43 705</b>	<b>20 761</b>	<b>104</b>
8011 pt., 8021 pt., 805	Clinics of doctors of medicine and dentists .....	474 385	30 530	475 231	30 584	14 059	16
	Nursing and personal care facilities .....	1 299 000	22 674	1 342 258	23 429	12 384	57
806	Hospitals .....	13 853 115	54 554	12 940 787	50 961	23 745	254
8062	General medical and surgical hospitals .....	(D)	(D)	(D)	(D)	(D)	(D)
8063, 9	Specialty hospitals .....	(D)	(D)	(D)	(D)	(D)	(D)
808, 9	Other health services .....	526 886	17 288	493 989	16 208	9 583	30
<b>8111 pt.</b>	<b>Legal aid societies and similar legal services</b> .....	<b>(D)</b>	<b>(D)</b>	<b>(D)</b>	<b>(D)</b>	<b>(D)</b>	<b>(D)</b>
<b>823, 4, 9</b>	<b>Selected educational services</b> .....	<b>(D)</b>	<b>(D)</b>	<b>(D)</b>	<b>(D)</b>	<b>(D)</b>	<b>(D)</b>
<b>83</b>	<b>Social services</b> .....	<b>345 228</b>	<b>29 367</b>	<b>316 365</b>	<b>26 912</b>	<b>11 301</b>	<b>12</b>
835	Child day care services .....	93 932	14 842	92 712	14 649	7 491	6
832, 3, 6, 9	Other social services .....	388 291	30 609	354 690	27 960	11 626	13
832	Individual and family social services .....	268 214	27 595	260 934	26 846	11 488	10
833	Job training and vocational rehabilitation services .....	727 125	23 678	719 146	23 419	9 151	31
836	Residential care .....	426 333	29 047	381 495	25 992	13 028	15
839	Social services, n.e.c. ....	408 214	52 822	326 311	42 224	14 113	8
<b>861, 2, 4, 9</b>	<b>Selected membership organizations</b> .....	<b>178 616</b>	<b>40 547</b>	<b>166 976</b>	<b>37 905</b>	<b>10 744</b>	<b>4</b>
861	Business associations .....	199 518	55 570	181 096	50 440	17 111	4
864	Civic, social, and fraternal associations .....	142 361	29 627	134 083	27 905	7 422	5
862, 9	Other membership organizations .....	258 500	64 781	243 317	60 976	16 827	4
<b>873, 4 ex. 8744</b>	<b>Research, testing, and consulting services, except facilities support management services</b> .....	<b>337 149</b>	<b>50 146</b>	<b>302 383</b>	<b>44 975</b>	<b>19 231</b>	<b>7</b>
873	Research, development, and testing services .....	444 467	48 137	413 233	44 755	19 011	9
874 ex. 8744	Management and public relations services, except facilities support management services .....	147 765	64 410	106 765	46 538	20 795	2

<sup>1</sup>Based on number of employees for pay period including March 12.

**Table 3a. Comparative Statistics for Firms Subject to Federal Income Tax for the State: 1992 and 1987**

[Includes only establishments with payroll. For meaning of abbreviations and symbols, see introductory text. For explanation of terms and comparability of 1987 and 1992 censuses, see appendix A]

SIC code	Kind of business or operation	Establishments		Receipts			Annual payroll			Paid employees for pay period including March 12	
		1992 (number)	1987 (number)	1992 (\$1,000)	1987 (\$1,000)	Percent change 1987 to 1992	1992 (\$1,000)	1987 (\$1,000)	Percent change 1987 to 1992	1992 (number)	1987 (number)
	<b>Total</b> .....	<b>6 879</b>	<b>6 248</b>	<b>2 196 765</b>	<b>1 402 089</b>	<b>56.7</b>	<b>721 945</b>	<b>479 235</b>	<b>50.6</b>	<b>44 019</b>	<b>36 499</b>
<b>70 ex. 704</b>	<b>Hotels, rooming houses, camps, and other lodging places (except membership lodging)</b> .....	<b>564</b>	<b>498</b>	<b>281 795</b>	<b>174 462</b>	<b>61.5</b>	<b>68 628</b>	<b>46 821</b>	<b>46.6</b>	<b>6 992</b>	<b>6 321</b>
7011	Hotels and motels .....	478	437	262 034	166 325	57.5	64 091	44 813	43.0	6 675	6 088
7011 pt.	Hotels .....	170	122	156 765	83 980	86.7	41 998	24 722	69.9	4 247	2 882
7011 pt.	Hotels, 25 guestrooms or more .....	114	77	150 679	80 145	88.0	40 923	23 807	71.9	4 088	2 746
7011 pt.	Hotels, less than 25 guestrooms .....	56	45	6 086	3 835	58.7	1 075	915	17.5	159	136
7011 pt.	Motels, motor hotels, and tourist courts .....	308	315	105 269	82 345	27.8	22 093	20 091	10.0	2 428	3 206
7011 pt.	Motels, tourist courts .....	258	276	74 530	59 435	25.4	13 816	13 791	.2	1 653	2 127
7011 pt.	Motor hotels .....	50	39	30 739	22 910	34.2	8 277	6 300	31.4	775	1 079
702, 3	Other lodging places .....	86	61	19 761	8 137	142.9	4 537	2 008	125.9	317	233
702	Rooming and boarding houses .....	8	8	646	590	9.5	98	146	-32.9	13	35
703	Camps and recreational vehicle parks .....	78	53	19 115	7 547	153.3	4 439	1 862	138.4	304	198



**Table 3a. Comparative Statistics for Firms Subject to Federal Income Tax for the State: 1992 and 1987 – Con.**

[Includes only establishments with payroll. For meaning of abbreviations and symbols, see introductory text. For explanation of terms and comparability of 1987 and 1992 censuses, see appendix A]

SIC code	Kind of business or operation	Establishments		Receipts			Annual payroll			Paid employees for pay period including March 12	
		1992 (number)	1987 (number)	1992 (\$1,000)	1987 (\$1,000)	Percent change 1987 to 1992	1992 (\$1,000)	1987 (\$1,000)	Percent change 1987 to 1992	1992 (number)	1987 (number)
<b>75</b>	<b>Automotive repair, services, and parking --</b>	<b>701</b>	<b>608</b>	<b>183 599</b>	<b>122 288</b>	<b>50.1</b>	<b>40 606</b>	<b>27 187</b>	<b>49.4</b>	<b>2 661</b>	<b>2 108</b>
751	Automotive rental and leasing, without drivers	46	54	25 332	20 816	21.7	3 192	3 062	4.2	225	269
7513	Truck rental and leasing, without drivers	9	13	(D)	4 579	(D)	(D)	867	(D)	BB	43
7514, 5	Passenger car rental and leasing	35	35	(D)	13 784	(D)	(D)	1 663	(D)	CC	185
7519	Utility trailer and recreational vehicle rental	2	6	(D)	2 453	(D)	(D)	532	(D)	BB	41
752	Automobile parking	16	13	2 656	(D)	(D)	349	(D)	(D)	46	BB
753	Automotive repair shops	539	474	133 556	91 786	45.5	32 021	22 004	45.5	1 897	1 529
7532	Top, body, and upholstery repair shops and paint shops	166	131	46 516	24 203	92.2	12 270	6 794	80.6	680	440
7532 pt.	Top and body repair shops	161	121	46 008	22 924	100.7	12 121	6 409	89.1	672	416
7532 pt.	Paint shops	5	10	508	1 279	-60.3	149	385	-61.3	8	24
7538	General automotive repair shops	245	229	54 559	34 369	58.7	12 532	8 206	52.7	815	646
7538 pt.	General automotive repair shops, except diesel	210	205	41 724	28 044	48.8	9 157	6 598	38.8	618	545
7538 pt.	Diesel repair shops	35	24	12 835	6 325	102.9	3 375	1 608	109.9	197	101
7533, 4, 6, 7, 9	Other automotive repair shops	128	114	32 481	33 214	-2.2	7 219	7 004	3.1	402	443
7533	Automotive exhaust system repair shops	25	24	4 661	4 451	4.7	1 136	947	20.0	63	64
7534	Tire retreading and repair shops	13	12	7 691	6 067	26.8	1 661	1 121	48.2	67	82
7536	Automotive glass replacement shops	23	20	7 008	3 449	103.2	1 230	626	96.5	63	58
7537	Automotive transmission repair shops	21	18	3 735	3 389	10.2	3 862	796	8.3	68	54
7539	Automotive repair shops, n.e.c.	46	40	9 386	15 858	-40.8	2 330	3 514	-33.7	141	185
7539 pt.	Radiator repair	11	8	1 740	(D)	(D)	397	(D)	(D)	30	BB
7539 pt.	Brake, front end, and wheel alignment	13	13	3 553	2 491	42.6	902	604	49.3	44	39
7539 pt.	Automotive electrical and fuel system services	18	13	3 709	2 201	68.5	942	611	54.2	61	46
7539 pt.	Other automotive repair shops, n.e.c.	4	6	384	(D)	(D)	89	(D)	(D)	6	BB
754	Automotive services, except repair	100	67	22 055	(D)	(D)	5 044	(D)	(D)	493	EE
7542	Carwashes	58	42	11 827	(D)	(D)	2 579	(D)	(D)	307	CC
7549	Automotive services, except repair and carwashes	42	25	10 228	4 496	127.5	2 465	1 030	139.3	186	104
<b>76</b>	<b>Miscellaneous repair services</b>	<b>289</b>	<b>282</b>	<b>65 731</b>	<b>41 057</b>	<b>60.1</b>	<b>18 065</b>	<b>10 955</b>	<b>64.9</b>	<b>1 053</b>	<b>846</b>
762	Electrical repair shops	60	60	13 267	9 418	40.9	3 819	2 732	39.8	256	213
7622	Radio and television repair shops	22	27	3 720	2 543	46.3	927	866	7.0	70	90
7623, 9	Other electrical and electronic repair shops	38	33	9 547	6 875	38.9	2 892	1 866	55.0	186	123
7623	Refrigeration and air-conditioning service and repair shops	7	4	1 389	2 391	-41.9	275	574	-52.1	20	26
7629	Electrical and electronic repair shops, n.e.c.	31	29	8 158	4 484	81.9	2 617	1 292	102.6	166	97
763	Watch, clock, and jewelry repair	-	2	-	(D)	(D)	-	(D)	(D)	-	AA
764	Reupholstery and furniture repair	27	30	3 342	(D)	(D)	961	(D)	(D)	88	BB
769	Miscellaneous repair and related services	202	190	49 122	29 005	69.4	13 285	7 536	76.3	709	570
7692	Welding repair	46	52	7 399	4 545	62.8	1 901	1 252	51.8	120	105
7694	Armature rewinding shops	8	10	1 788	1 571	13.8	442	354	24.9	23	26
7699	Repair shops and related services, n.e.c.	148	128	39 935	22 889	74.5	10 942	5 930	84.5	566	439
<b>78, 79, 84</b>	<b>Amusement and recreation services, including motion pictures and museums --</b>	<b>678</b>	<b>550</b>	<b>223 033</b>	<b>104 150</b>	<b>114.1</b>	<b>41 884</b>	<b>22 875</b>	<b>83.1</b>	<b>5 167</b>	<b>3 528</b>
781, 2	Motion picture production, distribution, and services	17	15	5 058	2 332	116.9	1 850	679	172.5	82	42
783	Motion picture theaters	62	65	17 031	12 707	34.0	2 260	1 765	28.0	516	536
7832	Motion picture theaters, except drive-in	57	57	16 893	12 427	35.9	2 235	1 704	31.2	510	526
7833	Drive-in motion picture theaters	5	8	138	280	-50.7	25	61	-59.0	6	10
784	Video tape rental	93	86	13 433	11 099	21.0	2 566	2 217	15.7	383	334
792	Theatrical producers (except motion picture), bands, orchestras, and entertainers	16	15	2 403	1 396	72.1	583	429	35.9	41	59
7922	Theatrical producers (except motion picture) and miscellaneous theatrical services	9	9	1 615	998	61.8	387	309	25.2	34	40
7929	Bands, orchestras, actors, and other entertainers and entertainment groups	7	6	788	398	98.0	196	120	63.3	7	19
793	Bowling centers	64	67	19 248	12 562	53.2	4 815	3 315	45.2	651	610
79 ex. 792, 3, 84	Commercial sports and other amusement and recreation services, including museums	426	302	165 860	64 054	158.9	29 810	14 470	106.0	3 494	1 947
794	Commercial sports	10	10	1 390	1 535	-9.4	243	293	-17.1	25	20
7941	Professional sports clubs, managers, promoters	4	5	728	(D)	(D)	165	(D)	(D)	19	AA
7948	Racing, including track operation	6	5	662	(D)	(D)	78	(D)	(D)	6	AA
79 ex. 792, 3, 4, 84	Other amusement and recreation services, including museums	416	292	164 470	62 519	163.1	29 567	14 177	108.6	3 469	1 927
791	Dance studios, schools, and halls	13	12	571	(D)	(D)	96	(D)	(D)	40	BB
7991	Physical fitness facilities	48	39	9 812	5 796	69.3	2 936	1 572	86.8	581	363
7992	Public golf courses	20	16	4 541	3 248	39.8	1 451	1 078	34.6	111	76
7993	Coin-operated amusement devices	46	31	46 091	16 086	186.5	4 194	2 103	99.4	261	136
7996	Amusement parks	4	4	879	(D)	(D)	173	(D)	(D)	5	AA
7997	Membership sports and recreation clubs	26	33	7 763	5 995	29.5	2 126	1 933	10.0	164	175
7999, 84	Amusement and recreation services, including museums, n.e.c.	259	157	94 813	34 925	171.5	18 591	8 307	123.8	2 307	1 263

**Table 3a. Comparative Statistics for Firms Subject to Federal Income Tax for the State: 1992 and 1987 — Con.**

[Includes only establishments with payroll. For meaning of abbreviations and symbols, see introductory text. For explanation of terms and comparability of 1987 and 1992 censuses, see appendix A]

SIC code	Kind of business or operation	Establishments		Receipts			Annual payroll			Paid employees for pay period including March 12	
		1992 (number)	1987 (number)	1992 (\$1,000)	1987 (\$1,000)	Percent change 1987 to 1992	1992 (\$1,000)	1987 (\$1,000)	Percent change 1987 to 1992	1992 (number)	1987 (number)
<b>80</b>	<b>Health services</b> .....	<b>1 490</b>	<b>1 441</b>	<b>651 453</b>	<b>422 496</b>	<b>54.2</b>	<b>259 588</b>	<b>168 535</b>	<b>54.0</b>	<b>10 789</b>	<b>9 314</b>
801	Offices and clinics of doctors of medicine ..	599	617	336 865	225 106	49.6	146 486	96 891	51.2	3 706	3 275
8011 pt.	Offices of doctors of medicine .....	588	605	328 527	221 529	48.3	144 145	95 612	50.8	3 595	3 184
8011 pt.	General medical clinics .....	11	12	8 338	3 577	133.1	2 341	1 279	83.0	111	91
802	Offices and clinics of dentists .....	397	426	96 335	70 633	36.4	33 040	24 378	35.5	1 805	1 715
803	Offices and clinics of doctors of osteopathy .....	12	10	3 003	1 899	58.1	1 005	486	106.8	54	31
804	Offices and clinics of other health practitioners .....	322	258	58 788	38 009	54.7	14 839	10 873	36.5	924	792
8041	Offices and clinics of chiropractors .....	117	94	16 310	10 321	58.0	3 017	2 538	18.9	260	245
8042	Offices and clinics of optometrists .....	103	94	24 435	17 839	37.0	5 830	4 452	31.0	360	318
8043	Offices and clinics of podiatrists .....	16	14	3 441	2 159	59.4	768	565	35.9	38	42
8049	Offices and clinics of health practitioners, n.e.c. ....	86	56	14 602	7 690	89.9	5 224	3 318	57.4	266	187
805	Nursing and personal care facilities .....	45	40	85 031	47 690	78.3	38 980	21 694	79.7	3 116	2 455
8051	Skilled nursing care facilities .....	39	32	83 317	46 189	80.4	38 098	21 081	80.7	3 050	2 382
8052	Intermediate care facilities .....	2	5	(D)	(D)	(D)	(D)	(D)	(D)	BB	BB
8059	Nursing and personal care facilities, n.e.c. ....	4	3	(D)	(D)	(D)	(D)	(D)	(D)	BB	AA
806	Hospitals .....	4	5	19 772	12 522	57.9	7 997	4 916	62.7	320	425
807, 8, 9	Other health services .....	111	85	51 659	26 637	93.9	17 241	9 297	85.4	864	621
807	Medical and dental laboratories .....	51	49	16 721	10 598	57.8	5 864	3 274	79.1	205	168
8071	Medical laboratories .....	21	18	12 375	8 116	52.5	4 505	2 498	80.3	146	108
8072	Dental laboratories .....	30	31	4 346	2 482	75.1	1 359	776	75.1	59	60
808	Home health care services .....	18	7	8 958	2 303	289.0	3 795	802	373.2	235	81
809	Miscellaneous health and allied services, n.e.c. ....	42	29	25 980	13 736	89.1	7 582	5 221	45.2	424	372
8092	Kidney dialysis centers .....	—	—	—	—	—	—	—	—	—	—
8093	Specialty outpatient facilities, n.e.c. ....	22	17	20 549	11 543	78.0	5 692	4 650	22.4	313	324
8099	Health and allied services, n.e.c. ....	20	12	5 431	2 193	147.7	1 890	571	231.0	111	48
<b>81</b>	<b>Legal services</b> .....	<b>569</b>	<b>553</b>	<b>170 990</b>	<b>148 941</b>	<b>14.8</b>	<b>62 464</b>	<b>51 120</b>	<b>22.2</b>	<b>2 151</b>	<b>2 147</b>
<b>823, 4, 9</b>	<b>Selected educational services</b> .....	<b>26</b>	<b>17</b>	<b>2 099</b>	<b>1 273</b>	<b>64.9</b>	<b>577</b>	<b>439</b>	<b>31.4</b>	<b>76</b>	<b>36</b>
823	Libraries .....	—	1	—	(D)	(D)	—	(D)	(D)	—	AA
824	Vocational schools .....	7	7	1 029	(D)	(D)	244	(D)	(D)	35	AA
829	Schools and educational services, n.e.c. ....	19	9	1 070	664	61.1	333	247	34.8	41	21
<b>83</b>	<b>Social services</b> .....	<b>287</b>	<b>155</b>	<b>27 136</b>	<b>12 480</b>	<b>117.4</b>	<b>10 361</b>	<b>4 996</b>	<b>107.4</b>	<b>1 259</b>	<b>715</b>
835	Child day care services .....	187	98	10 188	4 014	153.8	3 870	1 763	119.5	675	368
832, 3, 6, 9	Other social services .....	100	57	16 948	8 466	100.2	6 491	3 233	100.8	584	347
<b>87 ex. 8733</b>	<b>Engineering, accounting, research, management, and related services (except noncommercial research organizations)</b> ..	<b>776</b>	<b>711</b>	<b>246 965</b>	<b>162 836</b>	<b>51.7</b>	<b>102 361</b>	<b>71 584</b>	<b>43.0</b>	<b>4 118</b>	<b>3 741</b>
871	Engineering, architectural, and surveying services .....	251	238	108 284	62 795	72.4	44 162	26 610	66.0	1 530	1 197
8711	Engineering services .....	140	117	78 355	43 380	80.6	33 237	20 168	64.8	1 074	843
8712	Architectural services .....	63	71	22 996	15 858	45.0	8 167	5 099	60.2	310	235
8713	Surveying services .....	48	50	6 933	3 557	94.9	2 758	1 343	105.4	146	119
872	Accounting, auditing, and bookkeeping services .....	342	324	71 003	55 963	26.9	29 463	24 295	21.3	1 497	1 499
873 ex. 8733	Research, development, and testing services (except noncommercial research organizations) .....	40	31	35 539	17 730	100.4	15 669	8 436	85.7	559	362
8731	Commercial physical and biological research .....	10	9	(D)	12 363	(D)	(D)	6 229	(D)	EE	224
8732	Commercial economic, sociological, and educational research .....	11	8	(D)	1 888	(D)	(D)	708	(D)	BB	64
8734	Testing laboratories .....	19	14	8 325	3 479	139.3	3 003	1 499	100.3	132	74
874	Management and public relations services ..	143	118	32 139	26 348	22.0	13 067	12 243	6.7	532	683
8741	Management services .....	59	40	15 682	10 504	49.3	6 678	5 781	15.5	267	237
8742	Management consulting services .....	50	47	12 138	12 668	-4.2	4 879	5 249	-7.0	194	349
8743	Public relations services .....	4	9	215	(D)	(D)	58	(D)	(D)	5	AA
8744	Facilities support management services ..	—	1	—	(D)	(D)	—	(D)	(D)	—	BB
8748	Business consulting services, n.e.c. ....	30	21	4 104	1 676	144.9	1 452	598	142.8	66	59
<b>89</b>	<b>Services, n.e.c.</b> .....	<b>50</b>	<b>65</b>	<b>11 447</b>	<b>5 378</b>	<b>112.8</b>	<b>4 021</b>	<b>2 354</b>	<b>70.8</b>	<b>185</b>	<b>156</b>

**Table 3b. Comparative Statistics for Firms Exempt From Federal Income Tax for the State: 1992 and 1987**

[Includes only establishments with payroll. For meaning of abbreviations and symbols, see introductory text. For explanation of terms and comparability of 1987 and 1992 censuses, see appendix A]

SIC code	Kind of business or operation	Establishments		Expenses			Annual payroll			Paid employees for pay period including March 12	
		1992 (number)	1987 (number)	1992 (\$1,000)	1987 (\$1,000)	Percent change 1987 to 1992	1992 (\$1,000)	1987 (\$1,000)	Percent change 1987 to 1992	1992 (number)	1987 (number)
	<b>Total -----</b>	<b>1 350</b>	<b>1 170</b>	<b>1 163 267</b>	<b>726 472</b>	<b>60.1</b>	<b>523 859</b>	<b>335 345</b>	<b>56.2</b>	<b>29 328</b>	<b>23 356</b>
<b>7032, 704</b>	<b>Camps and membership lodging -----</b>	<b>25</b>	<b>25</b>	<b>2 811</b>	<b>(D)</b>	<b>(D)</b>	<b>586</b>	<b>(D)</b>	<b>(D)</b>	<b>60</b>	<b>BB</b>
<b>792, 7991 pt., 7997, 7999 pt., 84</b>	<b>Selected amusement, recreation, and related services -----</b>	<b>90</b>	<b>63</b>	<b>24 677</b>	<b>12 578</b>	<b>96.2</b>	<b>8 603</b>	<b>4 881</b>	<b>76.3</b>	<b>798</b>	<b>459</b>
792	Theatrical producers (except motion picture), bands, orchestras, and entertainers -----	22	14	3 163	(D)	(D)	1 182	(D)	(D)	146	BB
7991 pt., 7997	Gymnasiums, athletic clubs, and membership sports and recreation clubs -----	40	28	15 475	8 062	91.9	5 811	3 304	75.9	541	285
7999 pt. 84	Fairs -----	5	2	1 378	(D)	(D)	155	(D)	(D)	16	AA
	Museums, art galleries, and botanical and zoological gardens -----	23	19	4 661	2 513	85.5	1 455	848	71.6	95	95
<b>8011 pt.; 8021 pt.; 805, 6, 8, 9</b>	<b>Selected health services -----</b>	<b>193</b>	<b>169</b>	<b>880 647</b>	<b>562 549</b>	<b>56.5</b>	<b>418 339</b>	<b>265 728</b>	<b>57.4</b>	<b>20 150</b>	<b>15 467</b>
8011 pt., 8021 pt.	Clinics of doctors of medicine and dentists -----	13	19	6 178	4 575	35.0	2 840	2 595	9.4	202	147
805	Nursing and personal care facilities -----	31	27	41 610	21 685	91.9	21 994	12 369	77.8	1 776	1 093
806	Hospitals -----	61	63	789 388	516 439	52.9	367 804	240 713	52.8	15 490	13 299
808, 9	Other health services -----	88	60	43 471	19 850	119.0	25 701	10 051	155.7	2 682	928
808	Home health care services -----	8	9	15 475	4 842	219.6	11 026	3 232	241.2	1 745	492
809	Miscellaneous health and allied services, n.e.c. -----	80	51	27 996	15 008	86.5	14 675	6 819	115.2	937	436
<b>8111 pt.</b>	<b>Legal aid societies and similar legal services -----</b>	<b>10</b>	<b>8</b>	<b>(D)</b>	<b>(D)</b>	<b>(D)</b>	<b>(D)</b>	<b>(D)</b>	<b>(D)</b>	<b>BB</b>	<b>BB</b>
<b>823, 4, 9</b>	<b>Selected educational services -----</b>	<b>22</b>	<b>14</b>	<b>(D)</b>	<b>2 269</b>	<b>(D)</b>	<b>(D)</b>	<b>792</b>	<b>(D)</b>	<b>BB</b>	<b>56</b>
<b>83</b>	<b>Social services -----</b>	<b>499</b>	<b>420</b>	<b>157 866</b>	<b>90 391</b>	<b>74.6</b>	<b>66 290</b>	<b>42 129</b>	<b>57.4</b>	<b>5 866</b>	<b>4 746</b>
835	Child day care services -----	73	60	6 768	3 889	74.0	3 461	2 245	54.2	462	375
832, 3, 6, 9	Other social services -----	426	360	151 098	86 502	74.7	62 829	39 884	57.5	5 404	4 371
<b>861, 2, 4, 9</b>	<b>Selected membership organizations -----</b>	<b>464</b>	<b>447</b>	<b>77 477</b>	<b>48 484</b>	<b>59.8</b>	<b>21 961</b>	<b>17 460</b>	<b>25.8</b>	<b>2 044</b>	<b>2 333</b>
861	Business associations -----	83	77	15 031	9 415	59.6	5 099	3 723	37.0	298	256
864	Civic, social, and fraternal associations -----	277	287	37 141	27 978	32.8	9 879	10 148	-2.7	1 331	1 775
862, 9	Other membership organizations -----	104	83	25 305	11 091	128.2	6 983	3 589	94.6	415	302
<b>873, 4 ex. 8744</b>	<b>Research, testing, and consulting services, except facilities support management services -----</b>	<b>47</b>	<b>24</b>	<b>14 212</b>	<b>7 811</b>	<b>81.9</b>	<b>6 077</b>	<b>3 287</b>	<b>84.9</b>	<b>316</b>	<b>197</b>
873	Research, development, and testing services -----	30	20	12 397	7 422	67.0	5 266	3 073	71.4	277	181
8731	Commercial physical and biological research -----	-	-	-	-	-	-	-	-	-	-
8732	Commercial economic, sociological, and educational research -----	7	4	2 910	596	388.3	1 246	303	311.2	57	23
8733	Noncommercial research organizations -----	23	16	9 487	6 826	39.0	4 020	2 770	45.1	220	158
8734	Testing laboratories -----	-	-	-	-	-	-	-	-	-	-
874 ex. 8744	Management and public relations services, except facilities support management services -----	17	4	1 815	389	366.6	811	214	279.0	39	16



# Places With 2,500 Inhabitants or More: 1992

appendix A. For information on geographic areas followed by ▲, see appendix F]

Selected kind-of-business or operation groups —Con.														
Miscellaneous repair services (SIC 76)		Amusement and recreation services, including motion pictures and museums (SIC 78, 79, 84)		Health services (SIC 80)		Legal services (SIC 81)		Selected educational services (SIC 823, 4, 9)		Social services (SIC 83)		Engineering, accounting, research, management, and related services (except noncommercial research organizations) (SIC 87 ex. 8733)		
Number	Receipts (\$1,000)	Number	Receipts (\$1,000)	Number	Receipts (\$1,000)	Number	Receipts (\$1,000)	Number	Receipts (\$1,000)	Number	Receipts (\$1,000)	Number	Receipts (\$1,000)	
289	65 731	678	223 033	1 490	651 453	569	170 990	26	2 099	287	27 136	776	246 965	1
3	262	11	1 799	20	6 651	9	1 012	—	—	3	(D)	7	764	2
3	262	5	872	20	6 651	9	1 012	—	—	2	(D)	7	764	3
—	—	6	927	—	—	—	—	—	—	1	(D)	—	—	4
1	(D)	7	1 777	6	2 527	6	788	—	—	6	1 511	9	(D)	5
1	(D)	5	(D)	6	2 527	6	788	—	—	3	(D)	7	816	6
—	—	2	(D)	—	—	—	—	—	—	3	(D)	2	(D)	7
1	(D)	4	(D)	5	872	2	(D)	—	—	2	(D)	4	259	8
—	—	4	237	2	(D)	1	(D)	—	—	1	(D)	1	(D)	9
1	(D)	10	3 555	7	4 254	5	462	—	—	1	(D)	5	822	10
—	—	—	—	—	—	—	—	—	—	1	(D)	—	—	11
23	4 139	48	21 839	147	76 833	63	27 080	3	(D)	49	5 856	60	19 490	12
17	2 868	44	(D)	144	76 526	62	(D)	3	(D)	46	5 474	56	(D)	13
6	1 271	4	(D)	3	307	1	(D)	—	—	3	382	4	(D)	14
1	(D)	3	(D)	4	911	2	(D)	—	—	—	—	1	(D)	15
4	(D)	13	4 967	24	13 173	11	1 473	—	—	2	(D)	9	2 060	16
3	338	12	(D)	22	(D)	11	1 473	—	—	2	(D)	9	2 060	17
1	(D)	1	(D)	2	(D)	—	—	—	—	—	—	—	—	18
—	—	—	—	3	644	1	(D)	—	—	1	(D)	2	(D)	19
2	(D)	7	1 594	20	3 884	4	(D)	—	—	1	(D)	9	954	20
1	(D)	7	1 594	19	(D)	4	(D)	—	—	1	(D)	7	(D)	21
1	(D)	—	—	1	(D)	—	—	—	—	—	—	2	(D)	22
1	(D)	11	4 470	33	7 267	7	2 077	—	—	1	(D)	5	195	23
—	—	—	—	—	—	—	—	—	—	—	—	—	—	24
1	(D)	11	4 470	33	7 267	7	2 077	—	—	1	(D)	5	195	24
3	187	4	681	1	(D)	2	(D)	—	—	—	—	2	(D)	25
2	(D)	11	1 432	25	8 974	9	1 002	—	—	4	(D)	6	1 189	26
1	(D)	8	1 350	23	(D)	9	1 002	—	—	2	(D)	5	(D)	27
1	(D)	3	82	2	(D)	—	—	—	—	2	(D)	1	(D)	28
24	5 565	76	22 721	147	47 262	52	12 804	—	—	29	2 977	73	13 031	29
3	(D)	5	524	9	1 658	5	3 065	—	—	1	(D)	2	(D)	30
8	2 639	34	11 102	100	36 370	37	8 388	—	—	13	(D)	48	10 129	31
2	(D)	13	3 212	17	4 237	5	940	—	—	6	(D)	11	1 681	32
11	2 659	24	7 883	21	4 997	5	411	—	—	9	(D)	12	(D)	33
22	4 399	58	17 572	103	38 778	39	11 528	5	(D)	18	1 421	87	28 604	34
4	940	1	(D)	4	(D)	3	(D)	—	—	2	(D)	2	(D)	35
15	3 199	31	10 117	95	37 599	35	11 181	4	(D)	9	655	68	25 048	36
3	260	26	(D)	4	(D)	1	(D)	1	(D)	7	(D)	17	(D)	37
—	—	1	(D)	—	—	5	(D)	—	—	—	—	1	(D)	38
3	1 322	9	872	8	1 340	5	1 053	—	—	3	(D)	9	1 444	39
3	1 322	4	395	6	(D)	5	1 053	—	—	3	(D)	8	(D)	40
—	—	5	477	2	(D)	—	—	—	—	—	—	1	(D)	41
—	—	—	—	1	(D)	—	—	—	—	1	(D)	1	(D)	42
—	—	—	—	1	(D)	—	—	—	—	1	(D)	1	(D)	43
7	1 416	17	3 901	23	9 948	11	2 888	1	(D)	6	(D)	12	2 845	44
6	(D)	12	3 288	23	9 948	11	2 888	1	(D)	2	(D)	12	2 845	45
1	(D)	5	613	—	—	—	—	—	—	4	564	—	—	46
4	216	2	(D)	9	3 850	2	(D)	—	—	—	—	2	(D)	47
—	—	1	(D)	1	(D)	2	(D)	—	—	1	(D)	—	—	48
6	649	12	1 205	25	10 577	11	1 966	—	—	5	493	13	1 205	49
2	(D)	5	522	8	6 627	6	842	—	—	4	(D)	8	725	50
4	(D)	7	683	17	3 950	5	1 124	—	—	1	(D)	5	480	51
16	3 407	48	21 239	111	43 476	49	18 270	3	—	16	1 375	69	29 984	52
12	2 668	36	15 577	104	40 821	48	(D)	3	515	13	(D)	67	(D)	53
4	739	12	5 662	7	2 655	2	(D)	—	—	3	(D)	2	(D)	54
1	(D)	1	(D)	2	(D)	1	(D)	—	—	—	—	1	(D)	55
3	(D)	16	2 552	26	7 545	6	647	—	—	4	(D)	9	698	56
2	(D)	7	1 576	16	6 592	4	(D)	—	—	3	254	5	(D)	57
1	(D)	9	976	10	953	2	(D)	—	—	1	(D)	4	(D)	58
—	—	1	(D)	2	(D)	1	(D)	—	—	—	—	—	—	59
1	(D)	6	937	5	581	3	207	—	—	—	—	5	349	60
1	(D)	2	(D)	2	(D)	1	(D)	—	—	—	—	2	(D)	61
—	—	2	(D)	2	(D)	—	—	—	—	2	(D)	1	(D)	62
40	13 781	64	34 782	216	92 386	60	25 512	6	479	36	3 598	107	32 015	63
26	(D)	48	30 191	168	78 697	59	(D)	5	(D)	29	3 097	96	29 412	64
14	(D)	16	4 591	48	13 689	1	(D)	1	(D)	7	501	11	2 603	65
1	(D)	3	548	4	638	3	259	—	—	—	—	2	(D)	66
4	(D)	28	6 524	26	8 917	8	1 217	1	(D)	4	(D)	15	2 268	67
3	(D)	10	4 779	25	(D)	8	1 217	—	—	4	(D)	11	1 597	68
1	(D)	18	1 745	1	(D)	—	—	1	(D)	—	—	4	671	69
—	—	—	—	—	—	—	—	—	—	—	—	—	—	70
1	(D)	2	(D)	4	272	2	(D)	—	—	1	(D)	3	(D)	71
2	(D)	1	(D)	7	1 080	4	205	—	—	1	(D)	4	682	72
1	(D)	1	(D)	7	1 080	4	205	—	—	1	(D)	4	682	73
1	(D)	—	—	—	—	—	—	—	—	—	—	—	—	74
2	(D)	6	385	—	—	—	—	—	—	—	—	2	(D)	75
1	(D)	1	(D)	7	1 177	3	109	—	—	2	(D)	1	(D)	76
—	—	—	—	7	1 177	3	109	—	—	2	(D)	—	(D)	77
1	(D)	1	(D)	—	—	—	—	—	—	—	—	1	(D)	78

## SERVICE INDUSTRIES—GEOGRAPHIC AREA SERIES

## MONTANA MT-21

**Table 4. Summary Statistics for Firms Subject to Federal Income Tax for Counties and for**

[Includes only establishments with payroll. For meaning of abbreviations and symbols, see introductory text. For explanation of terms and comparability of 1987 and 1992 censuses, see

	Geographic area	Estab-lish-ments (number)	Receipts (\$1,000)	Annual payroll (\$1,000)	First-quarter payroll (\$1,000)	Paid employees for pay period including March 12 (number)	Selected kind-of-business or operation groups							
							Hotels, rooming houses, camps, and other lodging places (except membership lodging) (SIC 70 ex. 704)		Personal services (SIC 72)		Business services (SIC 73)		Automotive repair, services, and parking (SIC 75)	
							Number	Receipts (\$1,000)	Number	Receipts (\$1,000)	Number	Receipts (\$1,000)	Number	Receipts (\$1,000)
1	Prairie County -----	7	427	83	26	13	1	(D)	-	-	-	-	2	(D)
2	Ravalli County -----	173	29 895	9 476	2 222	783	12	2 112	17	2 047	21	2 695	21	3 821
3	Hamilton -----	84	17 472	5 598	1 309	423	5	750	12	1 471	10	1 660	11	2 533
4	Balance of county -----	89	12 423	3 878	913	360	7	1 362	5	576	11	1 035	10	1 288
5	Richland County -----	87	14 396	4 075	873	319	6	1 214	8	1 330	11	1 426	10	1 459
6	Sidney -----	78	13 352	3 924	846	307	5	(D)	7	(D)	10	(D)	7	956
7	Balance of county -----	9	1 044	151	27	12	1	(D)	1	(D)	1	(D)	3	503
8	Roosevelt County -----	37	5 447	1 446	334	219	5	(D)	2	(D)	5	709	2	(D)
9	Wolf Point -----	27	4 757	1 308	288	166	3	(D)	2	(D)	4	(D)	2	(D)
10	Balance of county -----	10	690	138	46	53	2	(D)	-	-	1	(D)	-	-
11	Rosebud County -----	46	6 994	1 733	387	191	7	1 935	2	(D)	6	516	6	1 397
12	Sanders County -----	52	8 927	3 478	753	319	8	1 167	3	174	-	-	5	525
13	Sheridan County -----	22	3 931	1 087	274	101	3	675	4	526	2	(D)	4	624
14	Silver Bow County -----	318	128 351	50 859	10 827	2 403	15	12 159	24	3 408	34	8 003	29	7 744
15	Butte-Silver Bow consolidated city ▲ -----	318	128 351	50 859	10 827	2 403	15	12 159	24	3 408	34	8 003	29	7 744
16	Butte-Silver Bow (balance) ▲ -----	318	128 351	50 859	10 827	2 403	15	12 159	24	3 408	34	8 003	29	7 744
17	Stillwater County -----	36	6 751	2 100	506	201	2	(D)	3	207	6	356	6	1 313
18	Sweet Grass County -----	25	3 508	910	176	91	5	1 290	2	(D)	-	-	1	(D)
19	Teton County -----	20	2 025	583	135	35	2	(D)	2	(D)	-	-	1	(D)
20	Toole County -----	48	8 948	2 105	412	144	7	1 411	3	232	3	(D)	4	369
21	Shelby -----	46	(D)	(D)	(D)	CC	7	1 411	3	232	2	(D)	4	369
22	Balance of county -----	2	(D)	(D)	(D)	AA	-	-	-	-	1	(D)	-	-
23	Treasure County -----	2	(D)	(D)	(D)	AA	-	-	-	-	-	-	1	(D)
24	Valley County -----	53	13 172	3 580	832	255	7	2 367	7	551	3	(D)	9	1 967
25	Glasgow -----	48	11 166	3 305	764	227	7	2 367	7	551	1	(D)	7	(D)
26	Balance of county -----	5	2 006	275	68	28	-	-	-	-	2	(D)	2	(D)
27	Wheatland County -----	7	423	81	17	15	2	(D)	1	(D)	-	-	-	-
28	Wibaux County -----	4	529	136	13	9	2	(D)	-	-	-	-	-	-
29	Yellowstone County -----	1 184	548 897	191 050	41 824	9 896	43	36 867	108	20 426	210	90 889	124	46 171
30	Billings -----	1 064	503 167	175 794	38 400	8 909	38	(D)	102	19 698	182	68 531	106	42 504
31	Laurel -----	43	9 927	2 632	664	249	4	(D)	3	472	6	959	4	859
32	Balance of county -----	77	35 803	12 624	2 760	738	1	(D)	3	256	22	21 399	14	2 808
33	Yellowstone National Park ---	-	-	-	-	-	-	-	-	-	-	-	-	-



**Places With 2,500 Inhabitants or More: 1992 —Con.**

appendix A. For information on geographic areas followed by ▲, see appendix F]

Selected kind-of-business or operation groups —Con.														
Miscellaneous repair services (SIC 76)		Amusement and recreation services, including motion pictures and museums (SIC 78, 79, 84)		Health services (SIC 80)		Legal services (SIC 81)		Selected educational services (SIC 823, 4, 9)		Social services (SIC 83)		Engineering, accounting, research, management, and related services (except noncommercial research organizations) (SIC 87 ex. 8733)		
Number	Receipts (\$1,000)	Number	Receipts (\$1,000)	Number	Receipts (\$1,000)	Number	Receipts (\$1,000)	Number	Receipts (\$1,000)	Number	Receipts (\$1,000)	Number	Receipts (\$1,000)	
—	—	1	(D)	—	—	1	(D)	—	—	—	—	2	(D)	1
9	1 027	23	2 480	32	12 507	12	1 483	1	(D)	10	(D)	14	1 294	2
3	(D)	9	1 029	20	7 931	8	1 281	—	(D)	1	(D)	4	402	3
6	(D)	14	1 451	12	4 576	4	202	1	(D)	9	(D)	10	892	4
5	315	7	637	18	4 186	8	1 633	—	—	3	141	11	2 055	5
3	(D)	7	637	18	4 186	8	1 633	—	—	3	141	10	(D)	6
2	(D)	—	—	—	—	—	—	—	—	—	—	—	(D)	7
1	(D)	6	972	6	695	4	238	1	(D)	1	(D)	4	576	8
—	(D)	4	(D)	4	(D)	4	238	—	(D)	1	(D)	3	(D)	9
1	(D)	2	(D)	2	(D)	—	—	1	(D)	—	(D)	1	(D)	10
1	(D)	6	879	7	1 334	3	205	—	—	3	78	5	534	11
4	155	13	605	8	5 114	3	(D)	—	—	3	(D)	5	470	12
—	—	2	(D)	2	(D)	2	(D)	—	—	1	(D)	2	(D)	13
11	1 786	20	5 707	96	47 779	29	10 382	1	(D)	16	615	38	29 305	14
11	1 786	20	5 707	96	47 779	29	10 382	1	(D)	16	615	38	29 305	15
11	1 786	20	5 707	96	47 779	29	10 382	1	(D)	16	615	38	29 305	16
—	—	5	811	7	3 371	1	(D)	—	—	4	97	2	(D)	17
—	—	9	657	2	(D)	3	(D)	1	(D)	—	—	2	(D)	18
1	(D)	5	384	7	1 260	2	(D)	—	—	—	—	—	—	19
4	729	7	2 234	10	2 254	2	(D)	—	—	2	(D)	5	904	20
4	729	6	(D)	10	2 254	2	(D)	—	—	2	(D)	5	904	21
—	—	1	(D)	—	—	—	—	—	—	—	—	—	—	22
—	—	—	—	—	—	—	—	—	—	—	—	—	(D)	23
3	(D)	2	(D)	11	3 585	9	1 541	—	—	1	(D)	1	(D)	24
2	(D)	2	(D)	11	3 585	9	1 541	—	—	1	(D)	1	(D)	25
1	(D)	—	—	—	—	—	—	—	—	—	—	—	—	26
1	(D)	—	—	1	(D)	1	(D)	—	—	1	(D)	—	—	27
—	—	—	—	—	—	2	(D)	—	—	—	—	—	—	28
68	19 636	82	47 104	254	171 941	99	40 441	3	(D)	40	4 503	144	66 789	29
57	14 838	71	43 445	237	166 724	96	40 312	3	(D)	36	(D)	129	65 237	30
4	541	4	(D)	10	3 327	2	(D)	—	—	—	—	6	(D)	31
7	4 257	7	(D)	7	1 890	1	(D)	—	—	4	(D)	9	(D)	32
—	—	—	—	—	—	—	—	—	—	—	—	—	—	33

**Table 5. Summary Statistics for Firms Subject to Federal Income Tax for Places With 350 Establishments or More: 1992**

[Includes only establishments with payroll. For meaning of abbreviations and symbols, see introductory text. For explanation of terms and comparability of 1987 and 1992 censuses, see appendix A. For information on geographic areas followed by ▲, see appendix F]

SIC code	Geographic area and kind of business or operation	Establishments (number)	Receipts (\$1,000)	Annual payroll (\$1,000)	First-quarter payroll (\$1,000)	Paid employees for pay period including March 12 (number)
	<b>BILLINGS</b>					
	<b>Total</b> .....	<b>1 064</b>	<b>503 167</b>	<b>175 794</b>	<b>38 400</b>	<b>8 909</b>
<b>70 ex. 704</b>	<b>Hotels, rooming houses, camps, and other lodging places (except membership lodging)</b> .....	<b>38</b>	<b>(D)</b>	<b>(D)</b>	<b>(D)</b>	<b>FF</b>
7011	Hotels and motels .....	33	(D)	(D)	(D)	FF
7011 pt.	Hotels .....	15	(D)	(D)	(D)	FF
7011 pt.	Motels, motor hotels, and tourist courts .....	18	(D)	(D)	(D)	CC
702, 3	Other lodging places .....	5	1 642	264	7	6
<b>72</b>	<b>Personal services</b> .....	<b>102</b>	<b>19 698</b>	<b>6 231</b>	<b>1 528</b>	<b>585</b>
721	Laundry, cleaning, and garment services .....	33	8 241	2 712	620	221
7211	Power laundries, family and commercial* .....	—	—	—	—	—
7213	Linen supply* .....	2	(D)	(D)	(D)	BB
7215	Coin-operated laundries and drycleaning .....	7	565	92	20	21
7216	Drycleaning plants, except rug cleaning* .....	16	(D)	(D)	(D)	BB
7217	Carpet and upholstery cleaning .....	5	(D)	(D)	(D)	AA
7218	Industrial launderers* .....	1	(D)	(D)	(D)	BB
7212, 9	Other laundry, cleaning, and garment services* .....	2	(D)	(D)	(D)	AA
722	Photographic studios, portrait .....	5	620	140	24	11
723, 4	Beauty and barber shops .....	44	(D)	(D)	(D)	CC
723	Beauty shops .....	41	(D)	(D)	(D)	CC
724	Barber shops .....	3	132	40	9	3
725	Shoe repair shops and shoeshine parlors .....	1	(D)	(D)	(D)	AA
726	Funeral service and crematories .....	4	(D)	(D)	(D)	BB
729	Miscellaneous personal services .....	15	(D)	(D)	(D)	CC
<b>73</b>	<b>Business services</b> .....	<b>182</b>	<b>68 531</b>	<b>23 833</b>	<b>5 562</b>	<b>2 026</b>
731	Advertising .....	12	(D)	(D)	(D)	BB
732	Consumer credit reporting agencies, mercantile reporting agencies, and adjustment and collection agencies .....	9	2 195	897	201	70
733	Mailing, reproduction, commercial art and photography, and stenographic services .....	16	(D)	(D)	(D)	BB
734	Services to dwellings and other buildings .....	35	5 621	2 805	653	484
735	Miscellaneous equipment rental and leasing .....	16	8 821	1 641	337	90
736	Personnel supply services .....	19	(D)	(D)	(D)	FF
737	Computer programming, data processing, and other computer related services .....	25	(D)	(D)	(D)	CC
7371, 2, 3	Computer programming, prepackaged software, and integrated systems .....	6	(D)	(D)	(D)	BB
7374, 5, 6	Data processing services .....	10	(D)	(D)	(D)	BB
7377, 8, 9	Computer rental and leasing, maintenance, and related services, n.e.c. ....	9	6 287	1 383	303	60
738	Miscellaneous business services .....	50	(D)	(D)	(D)	EE
<b>75</b>	<b>Automotive repair, services, and parking</b> .....	<b>106</b>	<b>42 504</b>	<b>10 104</b>	<b>2 406</b>	<b>636</b>
751	Automotive rental and leasing, without drivers .....	11	(D)	(D)	(D)	BB
752	Automobile parking .....	3	(D)	(D)	(D)	AA
753	Automotive repair shops .....	70	23 430	6 745	1 656	352
7532	Top, body, and upholstery repair shops and paint shops .....	23	9 246	2 878	660	141
7538	General automotive repair shops .....	26	6 900	2 259	625	129
7533, 4, 6, 7, 9	Other automotive repair shops .....	21	7 284	1 608	371	82
754	Automotive services, except repair .....	22	9 416	2 114	461	201
<b>76</b>	<b>Miscellaneous repair services</b> .....	<b>57</b>	<b>14 838</b>	<b>3 897</b>	<b>931</b>	<b>264</b>
762	Electrical repair shops .....	16	(D)	(D)	(D)	BB
7622	Radio and television repair shops .....	6	700	221	60	19
7623, 9	Other electrical and electronic repair shops .....	10	(D)	(D)	(D)	BB
763	Watch, clock, and jewelry repair .....	—	—	—	—	—
764	Reupholstery and furniture repair .....	9	1 740	645	148	54
769	Miscellaneous repair and related services .....	32	(D)	(D)	(D)	CC
<b>78, 79, 84</b>	<b>Amusement and recreation services, including motion pictures and museums</b> .....	<b>71</b>	<b>43 445</b>	<b>8 451</b>	<b>2 240</b>	<b>867</b>
781, 2	Motion picture production, distribution, and services .....	3	(D)	(D)	(D)	AA
783	Motion picture theaters .....	4	(D)	(D)	(D)	BB
784	Video tape rental .....	5	(D)	(D)	(D)	AA
792	Theatrical producers (except motion picture), bands, orchestras, and entertainers .....	3	258	107	15	4
793	Bowling centers .....	5	(D)	(D)	(D)	BB
79 ex. 792, 3, 84	Commercial sports and other amusement and recreation services, including museums .....	51	35 959	6 782	1 847	686
<b>80</b>	<b>Health services</b> .....	<b>237</b>	<b>166 724</b>	<b>71 018</b>	<b>14 186</b>	<b>2 030</b>
801	Offices and clinics of doctors of medicine .....	104	(D)	(D)	(D)	FF
802	Offices and clinics of dentists .....	61	19 648	6 570	1 341	291
803	Offices and clinics of doctors of osteopathy .....	2	(D)	(D)	(D)	AA
804	Offices and clinics of other health practitioners .....	41	9 228	2 596	524	128
805	Nursing and personal care facilities .....	5	(D)	(D)	(D)	EE
806	Hospitals .....	1	(D)	(D)	(D)	BB
807, 8, 9	Other health services .....	23	(D)	(D)	(D)	CC
<b>81</b>	<b>Legal services</b> .....	<b>96</b>	<b>40 312</b>	<b>14 040</b>	<b>2 899</b>	<b>407</b>
<b>823, 4, 9</b>	<b>Selected educational services</b> .....	<b>3</b>	<b>(D)</b>	<b>(D)</b>	<b>(D)</b>	<b>AA</b>

**Table 5. Summary Statistics for Firms Subject to Federal Income Tax for Places With 350 Establishments or More: 1992 — Con.**

[Includes only establishments with payroll. For meaning of abbreviations and symbols, see introductory text. For explanation of terms and comparability of 1987 and 1992 censuses, see appendix A. For information on geographic areas followed by ▲, see appendix F]

SIC code	Geographic area and kind of business or operation	Establishments (number)	Receipts (\$1,000)	Annual payroll (\$1,000)	First-quarter payroll (\$1,000)	Paid employees for pay period including March 12 (number)
	<b>BILLINGS—Con.</b>					
<b>83</b>	<b>Social services</b> .....	<b>36</b>	<b>(D)</b>	<b>(D)</b>	<b>(D)</b>	<b>CC</b>
835	Child day care services .....	20	(D)	(D)	(D)	CC
832, 3, 6, 9	Other social services .....	16	2 165	976	212	81
<b>87 ex. 8733</b>	<b>Engineering, accounting, research, management, and related services (except noncommercial research organizations)</b> .....	<b>129</b>	<b>65 237</b>	<b>25 426</b>	<b>5 705</b>	<b>893</b>
871	Engineering, architectural, and surveying services .....	49	36 422	14 044	2 938	436
872	Accounting, auditing, and bookkeeping services .....	47	(D)	(D)	(D)	CC
873 ex. 8733	Research, development, and testing services (except noncommercial research organizations) .....	10	(D)	(D)	(D)	CC
874	Management and public relations services .....	23	(D)	(D)	(D)	CC
<b>89</b>	<b>Services, n.e.c.</b> .....	<b>7</b>	<b>3 607</b>	<b>1 528</b>	<b>337</b>	<b>58</b>
	<b>BOZEMAN</b>					
	<b>Total</b> .....	<b>410</b>	<b>132 300</b>	<b>43 882</b>	<b>9 460</b>	<b>2 587</b>
<b>70 ex. 704</b>	<b>Hotels, rooming houses, camps, and other lodging places (except membership lodging)</b> .....	<b>26</b>	<b>(D)</b>	<b>(D)</b>	<b>(D)</b>	<b>EE</b>
7011	Hotels and motels .....	24	12 707	3 111	630	344
7011 pt.	Hotels .....	8	5 203	1 269	261	121
7011 pt.	Motels, motor hotels, and tourist courts .....	16	7 504	1 842	369	223
702, 3	Other lodging places .....	2	(D)	(D)	(D)	AA
<b>72</b>	<b>Personal services</b> .....	<b>37</b>	<b>5 447</b>	<b>1 744</b>	<b>447</b>	<b>191</b>
721	Laundry, cleaning, and garment services .....	12	1 937	723	167	71
7211	Power laundries, family and commercial* .....	1	(D)	(D)	(D)	BB
7213	Linen supply* .....	—	—	—	—	—
7215	Coin-operated laundries and drycleaning .....	3	(D)	(D)	(D)	AA
7216	Drycleaning plants, except rug cleaning* .....	5	561	143	36	21
7217	Carpet and upholstery cleaning .....	3	(D)	(D)	(D)	AA
7218	Industrial laundriers* .....	—	—	—	—	—
7212, 9	Other laundry, cleaning, and garment services* .....	—	—	—	—	—
722	Photographic studios, portrait .....	4	(D)	(D)	(D)	AA
723, 4	Beauty and barber shops .....	13	1 710	667	178	79
723	Beauty shops .....	13	1 710	667	178	79
724	Barber shops .....	—	—	—	—	—
725	Shoe repair shops and shoeshine parlors .....	1	(D)	(D)	(D)	AA
726	Funeral service and crematories .....	2	(D)	(D)	(D)	AA
729	Miscellaneous personal services .....	5	583	107	35	18
<b>73</b>	<b>Business services</b> .....	<b>50</b>	<b>12 989</b>	<b>3 756</b>	<b>847</b>	<b>404</b>
731	Advertising .....	3	(D)	(D)	(D)	BB
732	Consumer credit reporting agencies, mercantile reporting agencies, and adjustment and collection agencies .....	3	419	112	42	16
733	Mailing, reproduction, commercial art and photography, and stenographic services .....	8	1 825	309	72	30
734	Services to dwellings and other buildings .....	12	1 972	728	180	103
735	Miscellaneous equipment rental and leasing .....	6	(D)	(D)	(D)	BB
736	Personnel supply services .....	4	1 250	822	138	128
737	Computer programming, data processing, and other computer related services .....	6	(D)	(D)	(D)	BB
7371, 2, 3	Computer programming, prepackaged software, and integrated systems .....	4	(D)	(D)	(D)	BB
7374, 5, 6	Data processing services .....	1	(D)	(D)	(D)	AA
7377, 8, 9	Computer rental and leasing, maintenance, and related services, n.e.c. ....	1	(D)	(D)	(D)	AA
738	Miscellaneous business services .....	8	2 442	390	94	30
<b>75</b>	<b>Automotive repair, services, and parking</b> .....	<b>35</b>	<b>10 702</b>	<b>2 187</b>	<b>455</b>	<b>125</b>
751	Automotive rental and leasing, without drivers .....	5	2 423	278	46	15
752	Automobile parking .....	1	(D)	(D)	(D)	AA
753	Automotive repair shops .....	25	7 615	1 775	383	100
7532	Top, body, and upholstery repair shops and paint shops .....	5	(D)	(D)	(D)	BB
7538	General automotive repair shops .....	10	2 839	714	160	39
7533, 4, 6, 7, 9	Other automotive repair shops .....	10	(D)	(D)	(D)	BB
754	Automotive services, except repair .....	4	(D)	(D)	(D)	AA
<b>76</b>	<b>Miscellaneous repair services</b> .....	<b>15</b>	<b>3 199</b>	<b>730</b>	<b>159</b>	<b>51</b>
762	Electrical repair shops .....	2	(D)	(D)	(D)	AA
7622	Radio and television repair shops .....	—	—	—	—	—
7623, 9	Other electrical and electronic repair shops .....	2	(D)	(D)	(D)	AA
763	Watch, clock, and jewelry repair .....	—	—	—	—	—
764	Reupholstery and furniture repair .....	3	394	115	23	9
769	Miscellaneous repair and related services .....	10	(D)	(D)	(D)	BB

**Table 5. Summary Statistics for Firms Subject to Federal Income Tax for Places With 350 Establishments or More: 1992 — Con.**

[Includes only establishments with payroll. For meaning of abbreviations and symbols, see introductory text. For explanation of terms and comparability of 1987 and 1992 censuses, see appendix A. For information on geographic areas followed by ▲, see appendix F]

SIC code	Geographic area and kind of business or operation	Establishments (number)	Receipts (\$1,000)	Annual payroll (\$1,000)	First-quarter payroll (\$1,000)	Paid employees for pay period including March 12 (number)
<b>BOZEMAN—Con.</b>						
<b>78, 79, 84</b>	<b>Amusement and recreation services, including motion pictures and museums</b> .....	<b>31</b>	<b>10 117</b>	<b>1 325</b>	<b>314</b>	<b>202</b>
781, 2	Motion picture production, distribution, and services .....	2	(D)	(D)	(D)	AA
783	Motion picture theaters .....	4	(D)	(D)	(D)	BB
784	Video tape rental .....	4	(D)	(D)	(D)	BB
792	Theatrical producers (except motion picture), bands, orchestras, and entertainers .....	2	(D)	(D)	(D)	AA
793	Bowling centers .....	1	(D)	(D)	(D)	AA
79 ex. 792, 3; 84	Commercial sports and other amusement and recreation services, including museums .....	18	6 136	672	158	86
<b>80</b>	<b>Health services</b> .....	<b>95</b>	<b>37 599</b>	<b>15 289</b>	<b>3 291</b>	<b>686</b>
801	Offices and clinics of doctors of medicine .....	30	17 148	8 009	1 659	252
802	Offices and clinics of dentists .....	27	(D)	(D)	(D)	CC
803	Offices and clinics of doctors of osteopathy .....	—	—	—	—	—
804	Offices and clinics of other health practitioners .....	24	(D)	(D)	(D)	BB
805	Nursing and personal care facilities .....	2	(D)	(D)	(D)	CC
806	Hospitals .....	—	—	—	—	—
807, 8, 9	Other health services .....	12	(D)	(D)	(D)	BB
<b>81</b>	<b>Legal services</b> .....	<b>35</b>	<b>11 181</b>	<b>4 544</b>	<b>870</b>	<b>143</b>
<b>823, 4, 9</b>	<b>Selected educational services</b> .....	<b>4</b>	<b>(D)</b>	<b>(D)</b>	<b>(D)</b>	<b>AA</b>
<b>83</b>	<b>Social services</b> .....	<b>9</b>	<b>655</b>	<b>295</b>	<b>67</b>	<b>33</b>
835	Child day care services .....	8	(D)	(D)	(D)	BB
832, 3, 6, 9	Other social services .....	1	(D)	(D)	(D)	AA
<b>87 ex. 8733</b>	<b>Engineering, accounting, research, management, and related services (except noncommercial research organizations)</b> .....	<b>68</b>	<b>25 048</b>	<b>10 103</b>	<b>2 210</b>	<b>362</b>
871	Engineering, architectural, and surveying services .....	31	15 683	5 750	1 279	206
872	Accounting, auditing, and bookkeeping services .....	22	5 625	2 900	598	99
873 ex. 8733	Research, development, and testing services (except noncommercial research organizations) .....	4	(D)	(D)	(D)	BB
874	Management and public relations services .....	11	(D)	(D)	(D)	BB
<b>89</b>	<b>Services, n.e.c.</b> .....	<b>5</b>	<b>(D)</b>	<b>(D)</b>	<b>(D)</b>	<b>BB</b>
<b>GREAT FALLS</b>						
	<b>Total</b> .....	<b>621</b>	<b>226 142</b>	<b>78 283</b>	<b>17 171</b>	<b>4 628</b>
<b>70 ex. 704</b>	<b>Hotels, rooming houses, camps, and other lodging places (except membership lodging)</b> .....	<b>28</b>	<b>19 556</b>	<b>6 022</b>	<b>1 329</b>	<b>623</b>
7011	Hotels and motels .....	27	(D)	(D)	(D)	FF
7011 pt.	Hotels .....	9	(D)	(D)	(D)	EE
7011 pt.	Motels, motor hotels, and tourist courts .....	18	(D)	(D)	(D)	EE
702, 3	Other lodging places .....	1	(D)	(D)	(D)	AA
<b>72</b>	<b>Personal services</b> .....	<b>67</b>	<b>10 289</b>	<b>3 413</b>	<b>808</b>	<b>393</b>
721	Laundry, cleaning, and garment services .....	14	(D)	(D)	(D)	CC
7211	Power laundries, family and commercial* .....	1	(D)	(D)	(D)	AA
7213	Linen supply* .....	—	—	—	—	—
7215	Coin-operated laundries and drycleaning .....	1	(D)	(D)	(D)	AA
7216	Drycleaning plants, except rug cleaning* .....	6	(D)	(D)	(D)	BB
7217	Carpet and upholstery cleaning .....	4	(D)	(D)	(D)	BB
7218	Industrial launderers* .....	2	(D)	(D)	(D)	BB
7212, 9	Other laundry, cleaning, and garment services* .....	—	—	—	—	—
722	Photographic studios, portrait .....	3	(D)	(D)	(D)	AA
723, 4	Beauty and barber shops .....	36	(D)	(D)	(D)	CC
723	Beauty shops .....	32	(D)	(D)	(D)	CC
724	Barber shops .....	4	299	151	38	12
725	Shoe repair shops and shoeshine parlors .....	—	—	—	—	—
726	Funeral service and crematories .....	1	(D)	(D)	(D)	AA
729	Miscellaneous personal services .....	13	(D)	(D)	(D)	BB
<b>73</b>	<b>Business services</b> .....	<b>82</b>	<b>27 327</b>	<b>10 904</b>	<b>2 728</b>	<b>871</b>
731	Advertising .....	4	2 371	1 177	439	39
732	Consumer credit reporting agencies, mercantile reporting agencies, and adjustment and collection agencies .....	9	(D)	(D)	(D)	BB
733	Mailing, reproduction, commercial art and photography, and stenographic services .....	6	(D)	(D)	(D)	AA
734	Services to dwellings and other buildings .....	16	(D)	(D)	(D)	CC
735	Miscellaneous equipment rental and leasing .....	11	5 655	943	206	59
736	Personnel supply services .....	5	2 331	1 489	345	207
737	Computer programming, data processing, and other computer related services .....	13	(D)	(D)	(D)	BB
7371, 2, 3	Computer programming, prepackaged software, and integrated systems .....	6	544	150	38	13
7374, 5, 6	Data processing services .....	5	672	205	47	12
7377, 8, 9	Computer rental and leasing, maintenance, and related services, n.e.c. .....	2	(D)	(D)	(D)	AA
738	Miscellaneous business services .....	18	(D)	(D)	(D)	EE

**Table 5. Summary Statistics for Firms Subject to Federal Income Tax for Places With 350 Establishments or More: 1992 — Con.**

[Includes only establishments with payroll. For meaning of abbreviations and symbols, see introductory text. For explanation of terms and comparability of 1987 and 1992 censuses, see appendix A. For information on geographic areas followed by ▲, see appendix F]

SIC code	Geographic area and kind of business or operation	Establishments (number)	Receipts (\$1,000)	Annual payroll (\$1,000)	First-quarter payroll (\$1,000)	Paid employees for pay period including March 12 (number)
<b>GREAT FALLS—Con.</b>						
<b>75</b>	<b>Automotive repair, services, and parking</b> .....	<b>70</b>	<b>18 080</b>	<b>4 702</b>	<b>1 127</b>	<b>303</b>
751	Automotive rental and leasing, without drivers .....	1	(D)	(D)	(D)	AA
752	Automobile parking .....	6	(D)	(D)	(D)	AA
753	Automotive repair shops .....	52	(D)	(D)	(D)	CC
7532	Top, body, and upholstery repair shops and paint shops .....	14	(D)	(D)	(D)	BB
7538	General automotive repair shops .....	21	(D)	(D)	(D)	BB
7533, 4, 6, 7, 9	Other automotive repair shops .....	17	(D)	(D)	(D)	BB
754	Automotive services, except repair .....	11	2 722	739	169	68
<b>76</b>	<b>Miscellaneous repair services</b> .....	<b>17</b>	<b>2 868</b>	<b>864</b>	<b>206</b>	<b>57</b>
762	Electrical repair shops .....	4	1 135	480	121	30
7622	Radio and television repair shops .....	2	(D)	(D)	(D)	AA
7623, 9	Other electrical and electronic repair shops .....	2	(D)	(D)	(D)	BB
763	Watch, clock, and jewelry repair .....	—	—	—	—	—
764	Reupholstery and furniture repair .....	2	(D)	(D)	(D)	AA
769	Miscellaneous repair and related services .....	11	(D)	(D)	(D)	BB
<b>78, 79, 84</b>	<b>Amusement and recreation services, including motion pictures and museums</b> .....	<b>44</b>	<b>(D)</b>	<b>(D)</b>	<b>(D)</b>	<b>EE</b>
781, 2	Motion picture production, distribution, and services .....	1	(D)	(D)	(D)	BB
783	Motion picture theaters .....	3	(D)	(D)	(D)	BB
784	Video tape rental .....	4	(D)	(D)	(D)	BB
792	Theatrical producers (except motion picture), bands, orchestras, and entertainers .....	—	—	—	—	—
793	Bowling centers .....	4	(D)	(D)	(D)	BB
79 ex. 792, 3; 84	Commercial sports and other amusement and recreation services, including museums .....	32	(D)	(D)	(D)	CC
<b>80</b>	<b>Health services</b> .....	<b>144</b>	<b>76 526</b>	<b>26 037</b>	<b>5 142</b>	<b>1 065</b>
801	Offices and clinics of doctors of medicine .....	62	31 851	12 467	2 294	286
802	Offices and clinics of dentists .....	44	(D)	(D)	(D)	CC
803	Offices and clinics of doctors of osteopathy .....	—	—	—	—	—
804	Offices and clinics of other health practitioners .....	25	(D)	(D)	(D)	CC
805	Nursing and personal care facilities .....	1	(D)	(D)	(D)	CC
806	Hospitals .....	—	—	—	—	—
807, 8, 9	Other health services .....	12	(D)	(D)	(D)	EE
<b>81</b>	<b>Legal services</b> .....	<b>62</b>	<b>(D)</b>	<b>(D)</b>	<b>(D)</b>	<b>EE</b>
<b>823, 4, 9</b>	<b>Selected educational services</b> .....	<b>3</b>	<b>(D)</b>	<b>(D)</b>	<b>(D)</b>	<b>AA</b>
<b>83</b>	<b>Social services</b> .....	<b>46</b>	<b>5 474</b>	<b>2 155</b>	<b>578</b>	<b>233</b>
835	Child day care services .....	35	(D)	(D)	(D)	CC
832, 3, 6, 9	Other social services .....	11	(D)	(D)	(D)	CC
<b>87 ex. 8733</b>	<b>Engineering, accounting, research, management, and related services (except noncommercial research organizations)</b> .....	<b>56</b>	<b>(D)</b>	<b>(D)</b>	<b>(D)</b>	<b>EE</b>
871	Engineering, architectural, and surveying services .....	16	(D)	(D)	(D)	CC
872	Accounting, auditing, and bookkeeping services .....	25	8 418	3 707	964	166
873 ex. 8733	Research, development, and testing services (except noncommercial research organizations) .....	5	1 247	447	97	41
874	Management and public relations services .....	10	1 958	931	215	23
<b>89</b>	<b>Services, n.e.c.</b> .....	<b>2</b>	<b>(D)</b>	<b>(D)</b>	<b>(D)</b>	<b>AA</b>
<b>HELENA</b>						
	<b>Total</b> .....	<b>444</b>	<b>157 128</b>	<b>52 863</b>	<b>12 033</b>	<b>3 249</b>
<b>70 ex. 704</b>	<b>Hotels, rooming houses, camps, and other lodging places (except membership lodging)</b> .....	<b>18</b>	<b>11 220</b>	<b>2 731</b>	<b>620</b>	<b>314</b>
7011	Hotels and motels .....	16	(D)	(D)	(D)	EE
7011 pt.	Hotels .....	5	(D)	(D)	(D)	CC
7011 pt.	Motels, motor hotels, and tourist courts .....	11	(D)	(D)	(D)	CC
702, 3	Other lodging places .....	2	(D)	(D)	(D)	AA
<b>72</b>	<b>Personal services</b> .....	<b>28</b>	<b>(D)</b>	<b>(D)</b>	<b>(D)</b>	<b>CC</b>
721	Laundry, cleaning, and garment services .....	6	(D)	(D)	(D)	BB
7211	Power laundries, family and commercial* .....	—	—	—	—	—
7213	Linen supply* .....	—	—	—	—	—
7215	Coin-operated laundries and drycleaning .....	3	(D)	(D)	(D)	AA
7216	Drycleaning plants, except rug cleaning* .....	1	(D)	(D)	(D)	AA
7217	Carpet and upholstery cleaning .....	1	(D)	(D)	(D)	AA
7218	Industrial launderers* .....	1	(D)	(D)	(D)	BB
7212, 9	Other laundry, cleaning, and garment services* .....	—	—	—	—	—
722	Photographic studios, portrait .....	3	277	22	4	3
723, 4	Beauty and barber shops .....	10	(D)	(D)	(D)	BB
723	Beauty shops .....	9	(D)	(D)	(D)	BB
724	Barber shops .....	1	(D)	(D)	(D)	AA
725	Shoe repair shops and shoeshine parlors .....	2	(D)	(D)	(D)	AA
726	Funeral service and crematories .....	1	(D)	(D)	(D)	AA
729	Miscellaneous personal services .....	6	(D)	(D)	(D)	BB

**Table 5. Summary Statistics for Firms Subject to Federal Income Tax for Places With 350 Establishments or More: 1992 — Con.**

[Includes only establishments with payroll. For meaning of abbreviations and symbols, see introductory text. For explanation of terms and comparability of 1987 and 1992 censuses, see appendix A. For information on geographic areas followed by ▲, see appendix F.]

SIC code	Geographic area and kind of business or operation	Establishments (number)	Receipts (\$1,000)	Annual payroll (\$1,000)	First-quarter payroll (\$1,000)	Paid employees for pay period including March 12 (number)
	<b>HELENA—Con.</b>					
<b>73</b>	<b>Business services</b> .....	<b>70</b>	<b>26 431</b>	<b>9 113</b>	<b>2 145</b>	<b>667</b>
731	Advertising .....	3	1 158	435	115	19
732	Consumer credit reporting agencies, mercantile reporting agencies, and adjustment and collection agencies .....	4	(D)	(D)	(D)	AA
733	Mailing, reproduction, commercial art and photography, and stenographic services .....	6	562	164	38	12
734	Services to dwellings and other buildings .....	21	(D)	(D)	(D)	CC
735	Miscellaneous equipment rental and leasing .....	2	(D)	(D)	(D)	BB
736	Personnel supply services .....	4	(D)	(D)	(D)	CC
737	Computer programming, data processing, and other computer related services .....	17	(D)	(D)	(D)	CC
7371, 2, 3	Computer programming, prepackaged software, and integrated systems .....	11	(D)	(D)	(D)	BB
7374, 5, 6	Data processing services .....	4	(D)	(D)	(D)	BB
7377, 8, 9	Computer rental and leasing, maintenance, and related services, n.e.c. ....	2	(D)	(D)	(D)	AA
738	Miscellaneous business services .....	13	(D)	(D)	(D)	BB
<b>75</b>	<b>Automotive repair, services, and parking</b> .....	<b>38</b>	<b>7 931</b>	<b>2 044</b>	<b>475</b>	<b>131</b>
751	Automotive rental and leasing, without drivers .....	5	1 130	114	27	11
752	Automobile parking .....	—	—	—	—	—
753	Automotive repair shops .....	28	(D)	(D)	(D)	CC
7532	Top, body, and upholstery repair shops and paint shops .....	9	2 225	620	150	39
7538	General automotive repair shops .....	11	(D)	(D)	(D)	BB
7533, 4, 6, 7, 9	Other automotive repair shops .....	8	(D)	(D)	(D)	BB
754	Automotive services, except repair .....	5	(D)	(D)	(D)	AA
<b>76</b>	<b>Miscellaneous repair services</b> .....	<b>12</b>	<b>2 668</b>	<b>693</b>	<b>153</b>	<b>35</b>
762	Electrical repair shops .....	4	799	181	46	11
7622	Radio and television repair shops .....	3	(D)	(D)	(D)	AA
7623, 9	Other electrical and electronic repair shops .....	1	(D)	(D)	(D)	AA
763	Watch, clock, and jewelry repair .....	—	—	—	—	—
764	Reupholstery and furniture repair .....	—	—	—	—	—
769	Miscellaneous repair and related services .....	8	1 869	512	107	24
<b>78, 79, 84</b>	<b>Amusement and recreation services, including motion pictures and museums</b> .....	<b>36</b>	<b>15 577</b>	<b>3 218</b>	<b>779</b>	<b>502</b>
781, 2	Motion picture production, distribution, and services .....	—	—	—	—	—
783	Motion picture theaters .....	4	(D)	(D)	(D)	BB
784	Video tape rental .....	4	(D)	(D)	(D)	BB
792	Theatrical producers (except motion picture), bands, orchestras, and entertainers .....	—	—	—	—	—
793	Bowling centers .....	3	(D)	(D)	(D)	BB
79 ex. 792, 3; 84	Commercial sports and other amusement and recreation services, including museums .....	25	(D)	(D)	(D)	EE
<b>80</b>	<b>Health services</b> .....	<b>104</b>	<b>40 821</b>	<b>14 956</b>	<b>3 339</b>	<b>737</b>
801	Offices and clinics of doctors of medicine .....	45	20 275	6 344	1 393	233
802	Offices and clinics of dentists .....	25	(D)	(D)	(D)	CC
803	Offices and clinics of doctors of osteopathy .....	—	—	—	—	—
804	Offices and clinics of other health practitioners .....	24	(D)	(D)	(D)	BB
805	Nursing and personal care facilities .....	3	(D)	(D)	(D)	CC
806	Hospitals .....	—	—	—	—	—
807, 8, 9	Other health services .....	7	(D)	(D)	(D)	BB
<b>81</b>	<b>Legal services</b> .....	<b>48</b>	<b>(D)</b>	<b>(D)</b>	<b>(D)</b>	<b>CC</b>
<b>823, 4, 9</b>	<b>Selected educational services</b> .....	<b>3</b>	<b>515</b>	<b>97</b>	<b>23</b>	<b>22</b>
<b>83</b>	<b>Social services</b> .....	<b>13</b>	<b>(D)</b>	<b>(D)</b>	<b>(D)</b>	<b>BB</b>
835	Child day care services .....	8	(D)	(D)	(D)	BB
832, 3, 6, 9	Other social services .....	5	(D)	(D)	(D)	AA
<b>87 ex. 8733</b>	<b>Engineering, accounting, research, management, and related services (except noncommercial research organizations)</b> .....	<b>67</b>	<b>(D)</b>	<b>(D)</b>	<b>(D)</b>	<b>EE</b>
871	Engineering, architectural, and surveying services .....	28	(D)	(D)	(D)	EE
872	Accounting, auditing, and bookkeeping services .....	19	6 918	3 810	956	145
873 ex. 8733	Research, development, and testing services (except noncommercial research organizations) .....	1	(D)	(D)	(D)	AA
874	Management and public relations services .....	19	(D)	(D)	(D)	BB
<b>89</b>	<b>Services, n.e.c.</b> .....	<b>7</b>	<b>1 559</b>	<b>646</b>	<b>152</b>	<b>27</b>

**Table 5. Summary Statistics for Firms Subject to Federal Income Tax for Places With 350 Establishments or More: 1992 — Con.**

[Includes only establishments with payroll. For meaning of abbreviations and symbols, see introductory text. For explanation of terms and comparability of 1987 and 1992 censuses, see appendix A. For information on geographic areas followed by ▲, see appendix F]

SIC code	Geographic area and kind of business or operation	Establishments (number)	Receipts (\$1,000)	Annual payroll (\$1,000)	First-quarter payroll (\$1,000)	Paid employees for pay period including March 12 (number)
	<b>KALISPELL</b>					
	<b>Total</b> .....	<b>375</b>	<b>109 881</b>	<b>38 196</b>	<b>8 175</b>	<b>2 323</b>
<b>70 ex. 704</b>	<b>Hotels, rooming houses, camps, and other lodging places (except membership lodging)</b> .....	<b>18</b>	<b>10 965</b>	<b>2 559</b>	<b>602</b>	<b>281</b>
7011	Hotels and motels .....	15	10 482	2 511	598	279
7011 pt.	Hotels .....	6	1 819	536	181	71
7011 pt.	Motels, motor hotels, and tourist courts .....	9	8 663	1 975	417	208
702, 3	Other lodging places .....	3	483	48	4	2
<b>72</b>	<b>Personal services</b> .....	<b>27</b>	<b>3 637</b>	<b>937</b>	<b>224</b>	<b>103</b>
721	Laundry, cleaning, and garment services .....	7	1 404	335	78	37
7211	Power laundries, family and commercial* .....	—	—	—	—	—
7213	Linen supply* .....	1	(D)	(D)	(D)	AA
7215	Coin-operated laundries and drycleaning .....	1	(D)	(D)	(D)	AA
7216	Drycleaning plants, except rug cleaning* .....	3	(D)	(D)	(D)	AA
7217	Carpet and upholstery cleaning .....	2	(D)	(D)	(D)	AA
7218	Industrial laundriers* .....	—	—	—	—	—
7212, 9	Other laundry, cleaning, and garment services* .....	—	—	—	—	—
722	Photographic studios, portrait .....	2	(D)	(D)	(D)	AA
723, 4	Beauty and barber shops .....	10	722	294	72	32
723	Beauty shops .....	10	722	294	72	32
724	Barber shops .....	—	—	—	—	—
725	Shoe repair shops and shoeshine parlors .....	1	(D)	(D)	(D)	AA
726	Funeral service and crematories .....	3	(D)	(D)	(D)	AA
729	Miscellaneous personal services .....	4	327	70	24	14
<b>73</b>	<b>Business services</b> .....	<b>46</b>	<b>16 286</b>	<b>7 910</b>	<b>1 600</b>	<b>541</b>
731	Advertising .....	2	(D)	(D)	(D)	AA
732	Consumer credit reporting agencies, mercantile reporting agencies, and adjustment and collection agencies .....	3	(D)	(D)	(D)	BB
733	Mailing, reproduction, commercial art and photography, and stenographic services .....	4	1 405	366	40	12
734	Services to dwellings and other buildings .....	9	515	243	58	38
735	Miscellaneous equipment rental and leasing .....	3	305	59	20	6
736	Personnel supply services .....	5	(D)	(D)	(D)	EE
737	Computer programming, data processing, and other computer related services .....	5	933	419	107	25
7371, 2, 3	Computer programming, prepackaged software, and integrated systems .....	2	(D)	(D)	(D)	AA
7374, 5, 6	Data processing services .....	2	(D)	(D)	(D)	AA
7377, 8, 9	Computer rental and leasing, maintenance, and related services, n.e.c. ....	1	(D)	(D)	(D)	AA
738	Miscellaneous business services .....	15	(D)	(D)	(D)	BB
<b>75</b>	<b>Automotive repair, services, and parking</b> .....	<b>42</b>	<b>9 474</b>	<b>2 180</b>	<b>518</b>	<b>158</b>
751	Automotive rental and leasing, without drivers .....	2	(D)	(D)	(D)	AA
752	Automobile parking .....	—	—	—	—	—
753	Automotive repair shops .....	31	7 481	1 789	434	121
7532	Top, body, and upholstery repair shops and paint shops .....	8	2 226	478	139	34
7538	General automotive repair shops .....	12	3 152	882	193	56
7533, 4, 6, 7, 9	Other automotive repair shops .....	11	2 103	429	102	31
754	Automotive services, except repair .....	9	(D)	(D)	(D)	BB
<b>76</b>	<b>Miscellaneous repair services</b> .....	<b>8</b>	<b>2 639</b>	<b>800</b>	<b>177</b>	<b>51</b>
762	Electrical repair shops .....	3	1 449	395	91	24
7622	Radio and television repair shops .....	1	(D)	(D)	(D)	AA
7623, 9	Other electrical and electronic repair shops .....	2	(D)	(D)	(D)	AA
763	Watch, clock, and jewelry repair .....	—	—	—	—	—
764	Reupholstery and furniture repair .....	—	—	—	—	—
769	Miscellaneous repair and related services .....	5	1 190	405	86	27
<b>78, 79, 84</b>	<b>Amusement and recreation services, including motion pictures and museums</b> .....	<b>34</b>	<b>11 102</b>	<b>1 681</b>	<b>380</b>	<b>260</b>
781, 2	Motion picture production, distribution, and services .....	—	—	—	—	—
783	Motion picture theaters .....	3	(D)	(D)	(D)	BB
784	Video tape rental .....	7	(D)	(D)	(D)	BB
792	Theatrical producers (except motion picture), bands, orchestras, and entertainers .....	2	(D)	(D)	(D)	AA
793	Bowling centers .....	1	(D)	(D)	(D)	AA
79 ex. 792, 3, 84	Commercial sports and other amusement and recreation services, including museums .....	21	8 638	1 107	230	165
<b>80</b>	<b>Health services</b> .....	<b>100</b>	<b>36 370</b>	<b>15 286</b>	<b>3 180</b>	<b>585</b>
801	Offices and clinics of doctors of medicine .....	49	22 857	9 881	1 957	314
802	Offices and clinics of dentists .....	25	6 403	2 342	494	118
803	Offices and clinics of doctors of osteopathy .....	—	—	—	—	—
804	Offices and clinics of other health practitioners .....	16	(D)	(D)	(D)	BB
805	Nursing and personal care facilities .....	—	—	—	—	—
806	Hospitals .....	1	(D)	(D)	(D)	BB
807, 8, 9	Other health services .....	9	(D)	(D)	(D)	BB
<b>81</b>	<b>Legal services</b> .....	<b>37</b>	<b>8 388</b>	<b>2 548</b>	<b>549</b>	<b>114</b>
<b>823, 4, 9</b>	<b>Selected educational services</b> .....	<b>—</b>	<b>—</b>	<b>—</b>	<b>—</b>	<b>—</b>

**Table 5. Summary Statistics for Firms Subject to Federal Income Tax for Places With 350 Establishments or More: 1992 — Con.**

[Includes only establishments with payroll. For meaning of abbreviations and symbols, see introductory text. For explanation of terms and comparability of 1987 and 1992 censuses, see appendix A. For information on geographic areas followed by ▲, see appendix F]

SIC code	Geographic area and kind of business or operation	Establishments (number)	Receipts (\$1,000)	Annual payroll (\$1,000)	First-quarter payroll (\$1,000)	Paid employees for pay period including March 12 (number)
	<b>KALISPELL—Con.</b>					
<b>83</b>	<b>Social services</b> .....	<b>13</b>	<b>(D)</b>	<b>(D)</b>	<b>(D)</b>	<b>BB</b>
835	Child day care services .....	9	(D)	(D)	(D)	BB
832, 3, 6, 9	Other social services .....	4	(D)	(D)	(D)	AA
<b>87 ex. 8733</b>	<b>Engineering, accounting, research, management, and related services (except noncommercial research organizations)</b> .....	<b>48</b>	<b>10 129</b>	<b>4 057</b>	<b>893</b>	<b>195</b>
871	Engineering, architectural, and surveying services .....	19	5 250	2 363	480	80
872	Accounting, auditing, and bookkeeping services .....	21	3 306	1 064	266	68
873 ex. 8733	Research, development, and testing services (except noncommercial research organizations) .....	2	(D)	(D)	(D)	BB
874	Management and public relations services .....	6	(D)	(D)	(D)	BB
<b>89</b>	<b>Services, n.e.c.</b> .....	<b>2</b>	<b>(D)</b>	<b>(D)</b>	<b>(D)</b>	<b>AA</b>
	<b>MISSOULA</b>					
	<b>Total</b> .....	<b>714</b>	<b>261 679</b>	<b>94 698</b>	<b>19 778</b>	<b>5 106</b>
<b>70 ex. 704</b>	<b>Hotels, rooming houses, camps, and other lodging places (except membership lodging)</b> .....	<b>34</b>	<b>21 152</b>	<b>4 493</b>	<b>895</b>	<b>517</b>
7011	Hotels and motels .....	32	(D)	(D)	(D)	FF
7011 pt.	Hotels .....	13	(D)	(D)	(D)	EE
7011 pt.	Motels, motor hotels, and tourist courts .....	19	7 282	1 427	273	183
702, 3	Other lodging places .....	2	(D)	(D)	(D)	AA
<b>72</b>	<b>Personal services</b> .....	<b>63</b>	<b>(D)</b>	<b>(D)</b>	<b>(D)</b>	<b>EE</b>
721	Laundry, cleaning, and garment services .....	18	(D)	(D)	(D)	CC
7211	Power laundries, family and commercial* .....	—	—	—	—	—
7213	Linen supply* .....	—	—	—	—	—
7215	Coin-operated laundries and drycleaning .....	9	819	189	41	33
7216	Drycleaning plants, except rug cleaning* .....	5	719	208	47	33
7217	Carpet and upholstery cleaning .....	2	(D)	(D)	(D)	BB
7218	Industrial laundriers* .....	1	(D)	(D)	(D)	BB
7212, 9	Other laundry, cleaning, and garment services* .....	1	(D)	(D)	(D)	AA
722	Photographic studios, portrait .....	7	1 083	193	38	19
723, 4	Beauty and barber shops .....	24	3 224	1 054	254	109
723	Beauty shops .....	23	(D)	(D)	(D)	CC
724	Barber shops .....	1	(D)	(D)	(D)	AA
725	Shoe repair shops and shoeshine parlors .....	2	(D)	(D)	(D)	AA
726	Funeral service and crematories .....	4	(D)	(D)	(D)	BB
729	Miscellaneous personal services .....	8	897	350	107	72
<b>73</b>	<b>Business services</b> .....	<b>116</b>	<b>30 644</b>	<b>11 592</b>	<b>2 524</b>	<b>805</b>
731	Advertising .....	6	1 896	967	192	38
732	Consumer credit reporting agencies, mercantile reporting agencies, and adjustment and collection agencies .....	6	2 642	888	233	55
733	Mailing, reproduction, commercial art and photography, and stenographic services .....	12	2 131	511	117	51
734	Services to dwellings and other buildings .....	27	2 636	964	198	105
735	Miscellaneous equipment rental and leasing .....	12	(D)	(D)	(D)	BB
736	Personnel supply services .....	7	(D)	(D)	(D)	CC
737	Computer programming, data processing, and other computer related services .....	25	8 294	3 578	809	212
7371, 2, 3	Computer programming, prepackaged software, and integrated systems .....	15	(D)	(D)	(D)	CC
7374, 5, 6	Data processing services .....	3	(D)	(D)	(D)	AA
7377, 8, 9	Computer rental and leasing, maintenance, and related services, n.e.c. ....	7	(D)	(D)	(D)	BB
738	Miscellaneous business services .....	21	6 274	1 523	303	109
<b>75</b>	<b>Automotive repair, services, and parking</b> .....	<b>61</b>	<b>18 473</b>	<b>4 365</b>	<b>996</b>	<b>263</b>
751	Automotive rental and leasing, without drivers .....	6	1 975	298	69	28
752	Automobile parking .....	1	(D)	(D)	(D)	AA
753	Automotive repair shops .....	43	13 440	3 502	766	169
7532	Top, body, and upholstery repair shops and paint shops .....	14	(D)	(D)	(D)	BB
7538	General automotive repair shops .....	16	4 916	1 177	243	67
7533, 4, 6, 7, 9	Other automotive repair shops .....	13	(D)	(D)	(D)	BB
754	Automotive services, except repair .....	11	(D)	(D)	(D)	BB
<b>76</b>	<b>Miscellaneous repair services</b> .....	<b>26</b>	<b>(D)</b>	<b>(D)</b>	<b>(D)</b>	<b>CC</b>
762	Electrical repair shops .....	8	(D)	(D)	(D)	BB
7622	Radio and television repair shops .....	4	791	268	66	20
7623, 9	Other electrical and electronic repair shops .....	4	(D)	(D)	(D)	BB
763	Watch, clock, and jewelry repair .....	—	—	—	—	—
764	Reupholstery and furniture repair .....	3	(D)	(D)	(D)	AA
769	Miscellaneous repair and related services .....	15	8 856	2 781	638	109



**Table 5. Summary Statistics for Firms Subject to Federal Income Tax for Places With 350 Establishments or More: 1992 — Con.**

[Includes only establishments with payroll. For meaning of abbreviations and symbols, see introductory text. For explanation of terms and comparability of 1987 and 1992 censuses, see appendix A. For information on geographic areas followed by ▲, see appendix F]

SIC code	Geographic area and kind of business or operation	Establishments (number)	Receipts (\$1,000)	Annual payroll (\$1,000)	First-quarter payroll (\$1,000)	Paid employees for pay period including March 12 (number)
	<b>MISSOULA—Con.</b>					
<b>78, 79, 84</b>	<b>Amusement and recreation services, including motion pictures and museums</b>	<b>48</b>	<b>30 191</b>	<b>5 211</b>	<b>1 234</b>	<b>607</b>
781, 2	Motion picture production, distribution, and services	—	—	—	—	—
783	Motion picture theaters	5	(D)	(D)	(D)	BB
784	Video tape rental	9	(D)	(D)	(D)	BB
792	Theatrical producers (except motion picture), bands, orchestras, and entertainers	2	(D)	(D)	(D)	AA
793	Bowling centers	2	(D)	(D)	(D)	BB
79 ex. 792, 3; 84	Commercial sports and other amusement and recreation services, including museums	30	24 675	4 274	991	476
<b>80</b>	<b>Health services</b>	<b>168</b>	<b>78 697</b>	<b>36 680</b>	<b>7 167</b>	<b>1 299</b>
801	Offices and clinics of doctors of medicine	67	46 524	24 732	4 563	502
802	Offices and clinics of dentists	48	12 137	4 768	977	231
803	Offices and clinics of doctors of osteopathy	—	—	—	—	—
804	Offices and clinics of other health practitioners	33	5 336	1 134	235	67
805	Nursing and personal care facilities	5	11 368	4 670	1 120	415
806	Hospitals	—	—	—	—	—
807, 8, 9	Other health services	15	3 332	1 376	272	84
<b>81</b>	<b>Legal services</b>	<b>59</b>	<b>(D)</b>	<b>(D)</b>	<b>(D)</b>	<b>EE</b>
<b>823, 4, 9</b>	<b>Selected educational services</b>	<b>5</b>	<b>(D)</b>	<b>(D)</b>	<b>(D)</b>	<b>AA</b>
<b>83</b>	<b>Social services</b>	<b>29</b>	<b>3 097</b>	<b>1 327</b>	<b>302</b>	<b>122</b>
835	Child day care services	14	671	247	54	39
832, 3, 6, 9	Other social services	15	2 426	1 080	248	83
<b>87 ex. 8733</b>	<b>Engineering, accounting, research, management, and related services (except noncommercial research organizations)</b>	<b>96</b>	<b>29 412</b>	<b>13 347</b>	<b>2 801</b>	<b>553</b>
871	Engineering, architectural, and surveying services	29	(D)	(D)	(D)	CC
872	Accounting, auditing, and bookkeeping services	39	9 513	4 625	1 188	223
873 ex. 8733	Research, development, and testing services (except noncommercial research organizations)	2	(D)	(D)	(D)	AA
874	Management and public relations services	26	(D)	(D)	(D)	CC
<b>89</b>	<b>Services, n.e.c.</b>	<b>9</b>	<b>765</b>	<b>159</b>	<b>45</b>	<b>9</b>

**Table 6. Summary Statistics for Firms Subject to Federal Income Tax for Counties With 350 Establishments or More: 1992**

[Includes only establishments with payroll. For meaning of abbreviations and symbols, see introductory text. For explanation of terms and comparability of 1987 and 1992 censuses, see appendix A. For information on geographic areas followed by ▲, see appendix F]

SIC code	Geographic area and kind of business or operation	Establishments (number)	Receipts (\$1,000)	Annual payroll (\$1,000)	First-quarter payroll (\$1,000)	Paid employees for pay period including March 12 (number)
	<b>CASCADE COUNTY</b> (Coextensive with Great Falls, MT MSA; see table 7a.)					
	<b>FLATHEAD COUNTY</b>					
	<b>Total</b>	<b>688</b>	<b>188 674</b>	<b>60 162</b>	<b>13 132</b>	<b>4 118</b>
<b>70 ex. 704</b>	<b>Hotels, rooming houses, camps, and other lodging places (except membership lodging)</b>	<b>63</b>	<b>36 931</b>	<b>8 845</b>	<b>2 353</b>	<b>1 021</b>
7011	Hotels and motels	50	33 816	8 480	2 303	1 005
7011 pt.	Hotels	19	19 953	5 435	1 719	700
7011 pt.	Motels, motor hotels, and tourist courts	31	13 863	3 045	584	305
702, 3	Other lodging places	13	3 115	365	50	16
<b>72</b>	<b>Personal services</b>	<b>60</b>	<b>7 161</b>	<b>1 938</b>	<b>487</b>	<b>213</b>
721	Laundry, cleaning, and garment services	17	3 270	942	209	92
7211	Power laundries, family and commercial*	1	(D)	(D)	(D)	AA
7213	Linen supply*	2	(D)	(D)	(D)	BB
7215	Coin-operated laundries and drycleaning	6	671	162	28	18
7216	Drycleaning plants, except rug cleaning	4	469	103	32	14
7217	Carpet and upholstery cleaning	4	424	87	18	12
7218	Industrial launderers*	—	—	—	—	—
7212, 9	Other laundry, cleaning, and garment services*	—	—	—	—	—
722	Photographic studios, portrait	4	552	53	31	17
723, 4	Beauty and barber shops	21	1 293	487	120	52
723	Beauty shops	20	(D)	(D)	(D)	BB
724	Barber shops	1	(D)	(D)	(D)	AA
725	Shoe repair shops and shoeshine parlors	2	(D)	(D)	(D)	AA
726	Funeral service and crematories	4	1 215	309	69	23
729	Miscellaneous personal services	12	(D)	(D)	(D)	BB

**Table 6. Summary Statistics for Firms Subject to Federal Income Tax for Counties With 350 Establishments or More: 1992 — Con.**

[Includes only establishments with payroll. For meaning of abbreviations and symbols, see introductory text. For explanation of terms and comparability of 1987 and 1992 censuses, see appendix A. For information on geographic areas followed by ▲, see appendix F]

SIC code	Geographic area and kind of business or operation	Establishments (number)	Receipts (\$1,000)	Annual payroll (\$1,000)	First-quarter payroll (\$1,000)	Paid employees for pay period including March 12 (number)
<b>FLATHEAD COUNTY — Con.</b>						
<b>73</b>	<b>Business services .....</b>	<b>87</b>	<b>23 424</b>	<b>9 965</b>	<b>2 118</b>	<b>734</b>
731	Advertising .....	2	(D)	(D)	(D)	AA
732	Consumer credit reporting agencies, mercantile reporting agencies, and adjustment and collection agencies .....	3	(D)	(D)	(D)	BB
733	Mailing, reproduction, commercial art and photography, and stenographic services .....	8	1 901	523	65	49
734	Services to dwellings and other buildings .....	22	1 541	652	147	91
735	Miscellaneous equipment rental and leasing .....	8	2 165	437	88	27
736	Personnel supply services .....	6	7 638	5 474	1 075	350
737	Computer programming, data processing, and other computer related services .....	9	1 325	570	188	31
7371, 2, 3	Computer programming, prepackaged software, and integrated systems .....	4	801	435	159	22
7374, 5, 6	Data processing services .....	2	(D)	(D)	(D)	AA
7377, 8, 9	Computer rental and leasing, maintenance, and related services, n.e.c. ....	3	(D)	(D)	(D)	AA
738	Miscellaneous business services .....	29	6 847	1 695	420	152
<b>75</b>	<b>Automotive repair, services, and parking .....</b>	<b>72</b>	<b>15 911</b>	<b>3 463</b>	<b>808</b>	<b>246</b>
751	Automotive rental and leasing, without drivers .....	3	1 663	234	47	17
752	Automobile parking .....	1	(D)	(D)	(D)	AA
753	Automotive repair shops .....	57	12 754	2 841	674	187
7532	Top, body, and upholstery repair shops and paint shops .....	16	4 343	946	251	64
7538	General automotive repair shops .....	27	5 781	1 401	310	88
7533, 4, 6, 7, 9	Other automotive repair shops .....	14	2 630	494	113	35
754	Automotive services, except repair .....	11	(D)	(D)	(D)	BB
<b>76</b>	<b>Miscellaneous repair services .....</b>	<b>24</b>	<b>5 565</b>	<b>1 360</b>	<b>316</b>	<b>96</b>
762	Electrical repair shops .....	6	1 661	411	95	26
7622	Radio and television repair shops .....	2	(D)	(D)	(D)	AA
7623, 9	Other electrical and electronic repair shops .....	4	(D)	(D)	(D)	AA
763	Watch, clock, and jewelry repair .....	—	—	—	—	—
764	Reupholstery and furniture repair .....	3	127	22	10	3
769	Miscellaneous repair and related services .....	15	3 777	927	211	67
<b>78, 79, 84</b>	<b>Amusement and recreation services, including motion pictures and museums .....</b>	<b>76</b>	<b>22 721</b>	<b>4 349</b>	<b>792</b>	<b>450</b>
781, 2	Motion picture production, distribution, and services .....	1	(D)	(D)	(D)	AA
783	Motion picture theaters .....	6	(D)	(D)	(D)	BB
784	Video tape rental .....	9	1 129	258	49	38
792	Theatrical producers (except motion picture), bands, orchestras, and entertainers .....	4	549	156	19	16
793	Bowling centers .....	4	1 811	591	136	63
79 ex. 792, 3; 84	Commercial sports and other amusement and recreation services, including museums .....	52	17 557	3 021	512	288
<b>80</b>	<b>Health services .....</b>	<b>147</b>	<b>47 262</b>	<b>18 986</b>	<b>3 970</b>	<b>819</b>
801	Offices and clinics of doctors of medicine .....	63	26 382	11 346	2 269	382
802	Offices and clinics of dentists .....	40	9 369	3 008	650	174
803	Offices and clinics of doctors of osteopathy .....	—	—	—	—	—
804	Offices and clinics of other health practitioners .....	30	5 129	1 374	311	80
805	Nursing and personal care facilities .....	2	(D)	(D)	(D)	BB
806	Hospitals .....	1	(D)	(D)	(D)	BB
807, 8, 9	Other health services .....	11	(D)	(D)	(D)	BB
<b>81</b>	<b>Legal services .....</b>	<b>52</b>	<b>12 804</b>	<b>5 038</b>	<b>863</b>	<b>156</b>
<b>823, 4, 9</b>	<b>Selected educational services .....</b>	<b>—</b>	<b>—</b>	<b>—</b>	<b>—</b>	<b>—</b>
<b>83</b>	<b>Social services .....</b>	<b>29</b>	<b>2 977</b>	<b>1 181</b>	<b>299</b>	<b>110</b>
835	Child day care services .....	21	650	182	49	51
832, 3, 6, 9	Other social services .....	8	2 327	999	250	59
<b>87 ex. 8733</b>	<b>Engineering, accounting, research, management, and related services (except noncommercial research organizations) .....</b>	<b>73</b>	<b>13 031</b>	<b>4 879</b>	<b>1 085</b>	<b>261</b>
871	Engineering, architectural, and surveying services .....	28	6 222	2 646	534	97
872	Accounting, auditing, and bookkeeping services .....	32	4 505	1 426	368	105
873 ex. 8733	Research, development, and testing services (except noncommercial research organizations) .....	2	(D)	(D)	(D)	BB
874	Management and public relations services .....	11	(D)	(D)	(D)	BB
<b>89</b>	<b>Services, n.e.c. ....</b>	<b>5</b>	<b>887</b>	<b>158</b>	<b>41</b>	<b>12</b>

**Table 6. Summary Statistics for Firms Subject to Federal Income Tax for Counties With 350 Establishments or More: 1992 — Con.**

[Includes only establishments with payroll. For meaning of abbreviations and symbols, see introductory text. For explanation of terms and comparability of 1987 and 1992 censuses, see appendix A. For information on geographic areas followed by ▲, see appendix F]

SIC code	Geographic area and kind of business or operation	Establishments (number)	Receipts (\$1,000)	Annual payroll (\$1,000)	First-quarter payroll (\$1,000)	Paid employees for pay period including March 12 (number)
<b>GALLATIN COUNTY</b>						
	<b>Total</b> .....	<b>598</b>	<b>205 801</b>	<b>59 905</b>	<b>13 445</b>	<b>4 134</b>
<b>70 ex. 704</b>	<b>Hotels, rooming houses, camps, and other lodging places (except membership lodging)</b> .....	<b>73</b>	<b>58 851</b>	<b>12 626</b>	<b>2 826</b>	<b>1 199</b>
7011	Hotels and motels .....	61	54 144	11 266	2 513	1 098
7011 pt.	Hotels .....	24	33 280	7 797	1 863	765
7011 pt.	Motels, motor hotels, and tourist courts .....	37	20 864	3 469	650	333
702, 3	Other lodging places .....	12	4 707	1 360	313	101
<b>72</b>	<b>Personal services</b> .....	<b>47</b>	<b>6 155</b>	<b>1 942</b>	<b>532</b>	<b>215</b>
721	Laundry, cleaning, and garment services .....	15	2 018	731	167	72
7211	Power laundries, family and commercial* .....	1	(D)	(D)	(D)	BB
7213	Linen supply* .....	—	—	—	—	—
7215	Coin-operated laundries and drycleaning .....	5	(D)	(D)	(D)	AA
7216	Drycleaning plants, except rug cleaning* .....	5	561	143	36	21
7217	Carpet and upholstery cleaning .....	4	(D)	(D)	(D)	AA
7218	Industrial laundriers* .....	—	—	—	—	—
7212, 9	Other laundry, cleaning, and garment services* .....	—	—	—	—	—
722	Photographic studios, portrait .....	5	585	102	41	11
723, 4	Beauty and barber shops .....	16	1 837	707	187	85
723	Beauty shops .....	16	1 837	707	187	85
724	Barber shops .....	—	—	—	—	—
725	Shoe repair shops and shoeshine parlors .....	1	(D)	(D)	(D)	AA
726	Funeral service and crematories .....	3	834	211	59	18
729	Miscellaneous personal services .....	7	(D)	(D)	(D)	BB
<b>73</b>	<b>Business services</b> .....	<b>75</b>	<b>15 596</b>	<b>4 627</b>	<b>1 073</b>	<b>501</b>
731	Advertising .....	4	(D)	(D)	(D)	BB
732	Consumer credit reporting agencies, mercantile reporting agencies, and adjustment and collection agencies .....	3	419	112	42	16
733	Mailing, reproduction, commercial art and photography, and stenographic services .....	11	2 148	463	107	33
734	Services to dwellings and other buildings .....	21	2 925	1 033	244	168
735	Miscellaneous equipment rental and leasing .....	7	2 753	628	178	35
736	Personnel supply services .....	5	(D)	(D)	(D)	CC
737	Computer programming, data processing, and other computer related services .....	9	1 707	704	160	34
7371, 2, 3	Computer programming, prepackaged software, and integrated systems .....	5	877	538	126	23
7374, 5, 6	Data processing services .....	1	(D)	(D)	(D)	AA
7377, 8, 9	Computer rental and leasing, maintenance, and related services, n.e.c. ....	3	(D)	(D)	(D)	AA
738	Miscellaneous business services .....	15	3 073	630	138	49
<b>75</b>	<b>Automotive repair, services, and parking</b> .....	<b>65</b>	<b>20 369</b>	<b>3 789</b>	<b>857</b>	<b>246</b>
751	Automotive rental and leasing, without drivers .....	11	7 108	797	203	57
752	Automobile parking .....	2	(D)	(D)	(D)	AA
753	Automotive repair shops .....	45	11 557	2 557	567	153
7532	Top, body, and upholstery repair shops and paint shops .....	11	2 712	635	131	32
7538	General automotive repair shops .....	22	5 816	1 407	323	81
7533, 4, 6, 7, 9	Other automotive repair shops .....	12	3 029	515	113	40
754	Automotive services, except repair .....	7	(D)	(D)	(D)	BB
<b>76</b>	<b>Miscellaneous repair services</b> .....	<b>22</b>	<b>4 399</b>	<b>962</b>	<b>202</b>	<b>69</b>
762	Electrical repair shops .....	4	546	101	22	8
7622	Radio and television repair shops .....	—	—	—	—	—
7623, 9	Other electrical and electronic repair shops .....	4	546	101	22	8
763	Watch, clock, and jewelry repair .....	—	—	—	—	—
764	Reupholstery and furniture repair .....	3	394	115	23	9
769	Miscellaneous repair and related services .....	15	3 459	746	157	52
<b>78, 79, 84</b>	<b>Amusement and recreation services, including motion pictures and museums</b> .....	<b>58</b>	<b>17 572</b>	<b>3 138</b>	<b>925</b>	<b>467</b>
781, 2	Motion picture production, distribution, and services .....	4	(D)	(D)	(D)	AA
783	Motion picture theaters .....	4	(D)	(D)	(D)	BB
784	Video tape rental .....	5	996	249	59	32
792	Theatrical producers (except motion picture), bands, orchestras, and entertainers .....	3	914	147	30	13
793	Bowling centers .....	3	860	225	61	35
79 ex. 792, 3, 84	Commercial sports and other amusement and recreation services, including museums .....	39	12 654	2 252	714	321
<b>80</b>	<b>Health services</b> .....	<b>103</b>	<b>38 778</b>	<b>15 544</b>	<b>3 343</b>	<b>698</b>
801	Offices and clinics of doctors of medicine .....	33	17 613	8 123	1 684	254
802	Offices and clinics of dentists .....	28	7 627	2 601	565	137
803	Offices and clinics of doctors of osteopathy .....	—	—	—	—	—
804	Offices and clinics of other health practitioners .....	27	5 275	1 432	333	90
805	Nursing and personal care facilities .....	2	(D)	(D)	(D)	CC
806	Hospitals .....	—	—	—	—	—
807, 8, 9	Other health services .....	13	(D)	(D)	(D)	BB
<b>81</b>	<b>Legal services</b> .....	<b>39</b>	<b>11 528</b>	<b>4 631</b>	<b>888</b>	<b>149</b>
<b>823, 4, 9</b>	<b>Selected educational services</b> .....	<b>5</b>	<b>(D)</b>	<b>(D)</b>	<b>(D)</b>	<b>AA</b>

**Table 6. Summary Statistics for Firms Subject to Federal Income Tax for Counties With 350 Establishments or More: 1992 — Con.**

[Includes only establishments with payroll. For meaning of abbreviations and symbols, see introductory text. For explanation of terms and comparability of 1987 and 1992 censuses, see appendix A. For information on geographic areas followed by ▲, see appendix F]

SIC code	Geographic area and kind of business or operation	Establishments (number)	Receipts (\$1,000)	Annual payroll (\$1,000)	First-quarter payroll (\$1,000)	Paid employees for pay period including March 12 (number)
<b>GALLATIN COUNTY — Con.</b>						
<b>83</b>	<b>Social services</b> .....	<b>18</b>	<b>1 421</b>	<b>548</b>	<b>134</b>	<b>94</b>
835	Child day care services .....	14	828	311	78	58
832, 3, 6, 9	Other social services .....	4	593	237	56	36
<b>87 ex. 8733</b>	<b>Engineering, accounting, research, management, and related services (except noncommercial research organizations)</b> .....	<b>87</b>	<b>28 604</b>	<b>11 286</b>	<b>2 500</b>	<b>454</b>
871	Engineering, architectural, and surveying services .....	39	17 894	6 524	1 484	242
872	Accounting, auditing, and bookkeeping services .....	29	6 243	3 117	640	111
873 ex. 8733	Research, development, and testing services (except noncommercial research organizations) .....	5	(D)	(D)	(D)	BB
874	Management and public relations services .....	14	(D)	(D)	(D)	BB
<b>89</b>	<b>Services, n.e.c.</b> .....	<b>6</b>	<b>(D)</b>	<b>(D)</b>	<b>(D)</b>	<b>BB</b>
<b>LEWIS AND CLARK COUNTY</b>						
	<b>Total</b> .....	<b>497</b>	<b>173 985</b>	<b>55 959</b>	<b>12 676</b>	<b>3 388</b>
<b>70 ex. 704</b>	<b>Hotels, rooming houses, camps, and other lodging places (except membership lodging)</b> .....	<b>26</b>	<b>12 293</b>	<b>2 966</b>	<b>622</b>	<b>317</b>
7011	Hotels and motels .....	20	11 655	2 885	613	310
7011 pt.	Hotels .....	7	7 223	2 009	421	199
7011 pt.	Motels, motor hotels, and tourist courts .....	13	4 432	876	192	111
702, 3	Other lodging places .....	6	638	81	9	7
<b>72</b>	<b>Personal services</b> .....	<b>31</b>	<b>4 563</b>	<b>1 427</b>	<b>337</b>	<b>156</b>
721	Laundry, cleaning, and garment services .....	8	1 643	580	133	56
7211	Power laundries, family and commercial* .....	—	—	—	—	—
7213	Linen supply* .....	—	—	—	—	—
7215	Coin-operated laundries and drycleaning .....	4	349	93	23	15
7216	Drycleaning plants, except rug cleaning* .....	1	(D)	(D)	(D)	AA
7217	Carpet and upholstery cleaning .....	2	(D)	(D)	(D)	AA
7218	Industrial laundriers* .....	1	(D)	(D)	(D)	BB
7212, 9	Other laundry, cleaning, and garment services* .....	—	—	—	—	—
722	Photographic studios, portrait .....	3	277	22	4	3
723, 4	Beauty and barber shops .....	11	1 416	505	118	47
723	Beauty shops .....	10	(D)	(D)	(D)	BB
724	Barber shops .....	1	(D)	(D)	(D)	AA
725	Shoe repair shops and shoeshine parlors .....	2	(D)	(D)	(D)	AA
726	Funeral service and crematories .....	1	(D)	(D)	(D)	AA
729	Miscellaneous personal services .....	6	(D)	(D)	(D)	BB
<b>73</b>	<b>Business services</b> .....	<b>76</b>	<b>27 330</b>	<b>9 305</b>	<b>2 179</b>	<b>680</b>
731	Advertising .....	3	1 158	435	115	19
732	Consumer credit reporting agencies, mercantile reporting agencies, and adjustment and collection agencies .....	5	1 650	228	56	18
733	Mailing, reproduction, commercial art and photography, and stenographic services .....	6	562	164	38	12
734	Services to dwellings and other buildings .....	24	2 405	849	221	142
735	Miscellaneous equipment rental and leasing .....	2	(D)	(D)	(D)	BB
736	Personnel supply services .....	4	(D)	(D)	(D)	CC
737	Computer programming, data processing, and other computer related services .....	18	12 840	3 946	965	185
7371, 2, 3	Computer programming, prepackaged software, and integrated systems .....	11	(D)	(D)	(D)	BB
7374, 5, 6	Data processing services .....	5	7 427	1 574	441	99
7377, 8, 9	Computer rental and leasing, maintenance, and related services, n.e.c. ....	2	(D)	(D)	(D)	AA
738	Miscellaneous business services .....	14	4 330	1 363	308	89
<b>75</b>	<b>Automotive repair, services, and parking</b> .....	<b>45</b>	<b>9 974</b>	<b>2 500</b>	<b>581</b>	<b>163</b>
751	Automotive rental and leasing, without drivers .....	5	1 130	114	27	11
752	Automobile parking .....	—	—	—	—	—
753	Automotive repair shops .....	32	7 735	2 109	506	123
7532	Top, body, and upholstery repair shops and paint shops .....	9	2 225	620	150	39
7538	General automotive repair shops .....	14	3 914	982	244	51
7533, 4, 6, 7, 9	Other automotive repair shops .....	9	1 596	507	112	33
754	Automotive services, except repair .....	8	1 109	277	48	29
<b>76</b>	<b>Miscellaneous repair services</b> .....	<b>16</b>	<b>3 407</b>	<b>820</b>	<b>179</b>	<b>47</b>
762	Electrical repair shops .....	4	799	181	46	11
7622	Radio and television repair shops .....	3	(D)	(D)	(D)	AA
7623, 9	Other electrical and electronic repair shops .....	1	(D)	(D)	(D)	AA
763	Watch, clock, and jewelry repair .....	—	—	—	—	—
764	Reupholstery and furniture repair .....	—	—	—	—	—
769	Miscellaneous repair and related services .....	12	2 608	639	133	36

**Table 6. Summary Statistics for Firms Subject to Federal Income Tax for Counties With 350 Establishments or More: 1992 — Con.**

[Includes only establishments with payroll. For meaning of abbreviations and symbols, see introductory text. For explanation of terms and comparability of 1987 and 1992 censuses, see appendix A. For information on geographic areas followed by ▲, see appendix F]

SIC code	Geographic area and kind of business or operation	Establishments (number)	Receipts (\$1,000)	Annual payroll (\$1,000)	First-quarter payroll (\$1,000)	Paid employees for pay period including March 12 (number)
<b>LEWIS AND CLARK COUNTY — Con.</b>						
<b>78, 79, 84</b>	<b>Amusement and recreation services, including motion pictures and museums</b> -----	<b>48</b>	<b>21 239</b>	<b>3 821</b>	<b>923</b>	<b>526</b>
781, 2	Motion picture production, distribution, and services -----	—	—	—	—	—
783	Motion picture theaters -----	4	(D)	(D)	(D)	BB
784	Video tape rental -----	6	1 290	211	49	28
792	Theatrical producers (except motion picture), bands, orchestras, and entertainers -----	—	—	—	—	—
793	Bowling centers -----	3	(D)	(D)	(D)	BB
79 ex. 792, 3; 84	Commercial sports and other amusement and recreation services, including museums -----	35	17 398	3 023	725	414
<b>80</b>	<b>Health services</b> -----	<b>111</b>	<b>43 476</b>	<b>15 438</b>	<b>3 430</b>	<b>752</b>
801	Offices and clinics of doctors of medicine -----	49	22 472	6 760	1 470	242
802	Offices and clinics of dentists -----	26	7 306	2 753	641	144
803	Offices and clinics of doctors of osteopathy -----	—	—	—	—	—
804	Offices and clinics of other health practitioners -----	25	5 164	1 312	300	82
805	Nursing and personal care facilities -----	3	(D)	(D)	(D)	CC
806	Hospitals -----	—	—	—	—	—
807, 8, 9	Other health services -----	8	(D)	(D)	(D)	BB
<b>81</b>	<b>Legal services</b> -----	<b>49</b>	<b>18 270</b>	<b>5 287</b>	<b>1 193</b>	<b>198</b>
<b>823, 4, 9</b>	<b>Selected educational services</b> -----	<b>3</b>	<b>515</b>	<b>97</b>	<b>23</b>	<b>22</b>
<b>83</b>	<b>Social services</b> -----	<b>16</b>	<b>1 375</b>	<b>269</b>	<b>64</b>	<b>40</b>
835	Child day care services -----	10	477	136	35	31
832, 3, 6, 9	Other social services -----	6	898	133	29	9
<b>87 ex. 8733</b>	<b>Engineering, accounting, research, management, and related services (except noncommercial research organizations)</b> -----	<b>69</b>	<b>29 984</b>	<b>13 383</b>	<b>2 993</b>	<b>460</b>
871	Engineering, architectural, and surveying services -----	30	20 487	8 711	1 874	279
872	Accounting, auditing, and bookkeeping services -----	19	6 918	3 810	956	145
873 ex. 8733	Research, development, and testing services (except noncommercial research organizations) -----	1	(D)	(D)	(D)	AA
874	Management and public relations services -----	19	(D)	(D)	(D)	BB
<b>89</b>	<b>Services, n.e.c.</b> -----	<b>7</b>	<b>1 559</b>	<b>646</b>	<b>152</b>	<b>27</b>
<b>MISSOULA COUNTY</b>						
	<b>Total</b> -----	<b>866</b>	<b>298 003</b>	<b>105 114</b>	<b>22 026</b>	<b>5 808</b>
<b>70 ex. 704</b>	<b>Hotels, rooming houses, camps, and other lodging places (except membership lodging)</b> -----	<b>47</b>	<b>23 944</b>	<b>5 085</b>	<b>1 039</b>	<b>593</b>
7011	Hotels and motels -----	42	22 438	4 748	994	563
7011 pt.	Hotels -----	16	13 723	3 024	672	343
7011 pt.	Motels, motor hotels, and tourist courts -----	26	8 715	1 724	322	220
702, 3	Other lodging places -----	5	1 506	337	45	30
<b>72</b>	<b>Personal services</b> -----	<b>64</b>	<b>12 241</b>	<b>3 888</b>	<b>940</b>	<b>391</b>
721	Laundry, cleaning, and garment services -----	19	4 892	1 714	406	158
7211	Power laundries, family and commercial* -----	—	—	—	—	—
7213	Linen supply* -----	—	—	—	—	—
7215	Coin-operated laundries and drycleaning -----	9	819	189	41	33
7216	Drycleaning plants, except rug cleaning* -----	5	719	208	47	33
7217	Carpet and upholstery cleaning -----	2	(D)	(D)	(D)	BB
7218	Industrial laundriers* -----	1	(D)	(D)	(D)	BB
7212, 9	Other laundry, cleaning, and garment services* -----	2	(D)	(D)	(D)	AA
722	Photographic studios, portrait -----	7	1 083	193	38	19
723, 4	Beauty and barber shops -----	24	3 224	1 054	254	109
723	Beauty shops -----	23	(D)	(D)	(D)	CC
724	Barber shops -----	1	(D)	(D)	(D)	AA
725	Shoe repair shops and shoeshine parlors -----	2	(D)	(D)	(D)	AA
726	Funeral service and crematories -----	4	(D)	(D)	(D)	BB
729	Miscellaneous personal services -----	8	897	350	107	72
<b>73</b>	<b>Business services</b> -----	<b>135</b>	<b>34 005</b>	<b>12 993</b>	<b>2 819</b>	<b>938</b>
731	Advertising -----	6	1 896	967	192	38
732	Consumer credit reporting agencies, mercantile reporting agencies, and adjustment and collection agencies -----	6	2 642	888	233	55
733	Mailing, reproduction, commercial art and photography, and stenographic services -----	12	2 131	511	117	51
734	Services to dwellings and other buildings -----	35	4 416	1 901	432	210
735	Miscellaneous equipment rental and leasing -----	13	3 823	1 047	215	59
736	Personnel supply services -----	9	3 352	2 194	469	183
737	Computer programming, data processing, and other computer related services -----	28	8 469	3 620	816	217
7371, 2, 3	Computer programming, prepackaged software, and integrated systems -----	17	6 771	2 773	617	161
7374, 5, 6	Data processing services -----	3	(D)	(D)	(D)	AA
7377, 8, 9	Computer rental and leasing, maintenance, and related services, n.e.c. -----	8	(D)	(D)	(D)	BB
738	Miscellaneous business services -----	26	7 276	1 865	345	125

**Table 6. Summary Statistics for Firms Subject to Federal Income Tax for Counties With 350 Establishments or More: 1992 — Con.**

[Includes only establishments with payroll. For meaning of abbreviations and symbols, see introductory text. For explanation of terms and comparability of 1987 and 1992 censuses, see appendix A. For information on geographic areas followed by ▲, see appendix F]

SIC code	Geographic area and kind of business or operation	Establishments (number)	Receipts (\$1,000)	Annual payroll (\$1,000)	First-quarter payroll (\$1,000)	Paid employees for pay period including March 12 (number)
<b>MISSOULA COUNTY—Con.</b>						
<b>75</b>	<b>Automotive repair, services, and parking -----</b>	<b>82</b>	<b>24 495</b>	<b>5 487</b>	<b>1 238</b>	<b>331</b>
751	Automotive rental and leasing, without drivers -----	8	(D)	(D)	(D)	BB
752	Automobile parking -----	1	(D)	(D)	(D)	AA
753	Automotive repair shops -----	57	17 565	4 263	932	213
7532	Top, body, and upholstery repair shops and paint shops -----	16	6 146	1 867	453	87
7538	General automotive repair shops -----	23	6 726	1 493	305	89
7533, 4, 6, 7, 9	Other automotive repair shops -----	18	4 693	903	174	37
754	Automotive services, except repair -----	16	3 440	701	195	76
<b>76</b>	<b>Miscellaneous repair services -----</b>	<b>40</b>	<b>13 781</b>	<b>4 257</b>	<b>993</b>	<b>202</b>
762	Electrical repair shops -----	9	2 234	784	197	52
7622	Radio and television repair shops -----	4	791	268	66	20
7623, 9	Other electrical and electronic repair shops -----	5	1 443	516	131	32
763	Watch, clock, and jewelry repair -----	—	—	—	—	—
764	Reupholstery and furniture repair -----	3	(D)	(D)	(D)	AA
769	Miscellaneous repair and related services -----	28	(D)	(D)	(D)	CC
<b>78, 79, 84</b>	<b>Amusement and recreation services, including motion pictures and museums -----</b>	<b>64</b>	<b>34 782</b>	<b>6 203</b>	<b>1 543</b>	<b>765</b>
781, 2	Motion picture production, distribution, and services -----	2	(D)	(D)	(D)	AA
783	Motion picture theaters -----	6	(D)	(D)	(D)	BB
784	Video tape rental -----	11	2 419	456	119	57
792	Theatrical producers (except motion picture), bands, orchestras, and entertainers -----	2	(D)	(D)	(D)	AA
793	Bowling centers -----	3	1 510	424	118	73
79 ex. 792, 3; 84	Commercial sports and other amusement and recreation services, including museums -----	40	27 669	4 787	1 176	567
<b>80</b>	<b>Health services -----</b>	<b>216</b>	<b>92 386</b>	<b>41 065</b>	<b>8 083</b>	<b>1 460</b>
801	Offices and clinics of doctors of medicine -----	97	57 717	28 304	5 302	616
802	Offices and clinics of dentists -----	53	13 189	5 199	1 063	252
803	Offices and clinics of doctors of osteopathy -----	—	—	—	—	—
804	Offices and clinics of other health practitioners -----	40	6 163	1 350	288	80
805	Nursing and personal care facilities -----	5	11 368	4 670	1 120	415
806	Hospitals -----	—	—	—	—	—
807, 8, 9	Other health services -----	21	3 949	1 542	310	97
<b>81</b>	<b>Legal services -----</b>	<b>60</b>	<b>25 512</b>	<b>10 072</b>	<b>2 042</b>	<b>377</b>
<b>823, 4, 9</b>	<b>Selected educational services -----</b>	<b>6</b>	<b>479</b>	<b>139</b>	<b>24</b>	<b>12</b>
<b>83</b>	<b>Social services -----</b>	<b>36</b>	<b>3 598</b>	<b>1 510</b>	<b>342</b>	<b>141</b>
835	Child day care services -----	18	830	283	62	48
832, 3, 6, 9	Other social services -----	18	2 768	1 227	280	93
<b>87 ex. 8733</b>	<b>Engineering, accounting, research, management, and related services (except noncommercial research organizations) -----</b>	<b>107</b>	<b>32 015</b>	<b>14 256</b>	<b>2 918</b>	<b>589</b>
871	Engineering, architectural, and surveying services -----	30	10 694	5 006	923	163
872	Accounting, auditing, and bookkeeping services -----	39	9 513	4 625	1 188	223
873 ex. 8733	Research, development, and testing services (except noncommercial research organizations) -----	7	1 743	820	81	20
874	Management and public relations services -----	31	10 065	3 805	726	183
<b>89</b>	<b>Services, n.e.c. -----</b>	<b>9</b>	<b>765</b>	<b>159</b>	<b>45</b>	<b>9</b>
<b>YELLOWSTONE COUNTY</b> (Coextensive with Billings, MT MSA; see table 7a.)						

**Table 7a. Summary Statistics for Firms Subject to Federal Income Tax for Metropolitan Areas: 1992**

[Includes only establishments with payroll. For meaning of abbreviations and symbols, see introductory text. For explanation of terms and comparability of 1987 and 1992 censuses, see appendix A. For definitions of CMSA's, MSA's, and PMSA's, see appendix D]

SIC code	Geographic area and kind of business or operation	Establishments (number)	Receipts (\$1,000)	Annual payroll (\$1,000)	First-quarter payroll (\$1,000)	Paid employees for pay period including March 12 (number)
<b>BILLINGS, MT MSA</b>						
	<b>Total</b> .....	<b>1 184</b>	<b>548 897</b>	<b>191 050</b>	<b>41 824</b>	<b>9 896</b>
<b>70 ex. 704</b>	<b>Hotels, rooming houses, camps, and other lodging places (except membership lodging)</b> .....	<b>43</b>	<b>36 867</b>	<b>9 936</b>	<b>2 319</b>	<b>990</b>
7011	Hotels and motels .....	38	35 225	9 672	2 312	984
7011 pt.	Hotels .....	18	27 331	7 713	1 884	764
7011 pt.	Motels, motor hotels, and tourist courts .....	20	7 894	1 959	428	220
702, 3	Other lodging places .....	5	1 642	264	7	6
<b>72</b>	<b>Personal services</b> .....	<b>108</b>	<b>20 426</b>	<b>6 469</b>	<b>1 604</b>	<b>617</b>
721	Laundry, cleaning, and garment services .....	36	8 497	2 808	643	235
7211	Power laundries, family and commercial* .....	—	—	—	—	—
7213	Linen supply* .....	2	(D)	(D)	(D)	BB
7215	Coin-operated laundries and drycleaning .....	7	565	92	20	21
7216	Drycleaning plants, except rug cleaning* .....	18	2 690	939	221	97
7217	Carpet and upholstery cleaning .....	6	556	125	26	19
7218	Industrial laundriers* .....	1	(D)	(D)	(D)	BB
7212, 9	Other laundry, cleaning, and garment services* .....	2	(D)	(D)	(D)	AA
722	Photographic studios, portrait .....	5	620	140	24	11
723, 4	Beauty and barber shops .....	45	5 746	1 941	474	193
723	Beauty shops .....	42	5 614	1 901	465	190
724	Barber shops .....	3	132	40	9	3
725	Shoe repair shops and shoeshine parlors .....	1	(D)	(D)	(D)	AA
726	Funeral service and crematories .....	5	2 767	864	197	32
729	Miscellaneous personal services .....	16	(D)	(D)	(D)	CC
<b>73</b>	<b>Business services</b> .....	<b>210</b>	<b>90 889</b>	<b>31 228</b>	<b>7 139</b>	<b>2 426</b>
731	Advertising .....	14	4 953	1 624	334	87
732	Consumer credit reporting agencies, mercantile reporting agencies, and adjustment and collection agencies .....	9	2 195	897	201	70
733	Mailing, reproduction, commercial art and photography, and stenographic services .....	19	3 047	642	134	44
734	Services to dwellings and other buildings .....	47	6 849	3 170	727	528
735	Miscellaneous equipment rental and leasing .....	16	8 821	1 641	337	90
736	Personnel supply services .....	21	8 818	6 059	1 515	614
737	Computer programming, data processing, and other computer related services .....	28	38 608	12 163	2 689	532
7371, 2, 3	Computer programming, prepackaged software, and integrated systems .....	8	7 944	2 857	626	109
7374, 5, 6	Data processing services .....	11	24 377	7 923	1 760	363
7377, 8, 9	Computer rental and leasing, maintenance, and related services, n.e.c. ....	9	6 287	1 383	303	60
738	Miscellaneous business services .....	56	17 598	5 032	1 202	461
<b>75</b>	<b>Automotive repair, services, and parking</b> .....	<b>124</b>	<b>46 171</b>	<b>10 815</b>	<b>2 580</b>	<b>685</b>
751	Automotive rental and leasing, without drivers .....	11	(D)	(D)	(D)	BB
752	Automobile parking .....	3	(D)	(D)	(D)	AA
753	Automotive repair shops .....	84	26 767	7 380	1 811	393
7532	Top, body, and upholstery repair shops and paint shops .....	26	10 255	3 092	718	154
7538	General automotive repair shops .....	37	9 228	2 680	722	157
7533, 4, 6, 7, 9	Other automotive repair shops .....	21	7 284	1 608	371	82
754	Automotive services, except repair .....	26	9 746	2 190	480	209
<b>76</b>	<b>Miscellaneous repair services</b> .....	<b>68</b>	<b>19 636</b>	<b>6 183</b>	<b>1 483</b>	<b>346</b>
762	Electrical repair shops .....	17	4 208	1 251	316	96
7622	Radio and television repair shops .....	6	700	221	60	19
7623, 9	Other electrical and electronic repair shops .....	11	3 508	1 030	256	77
763	Watch, clock, and jewelry repair .....	—	—	—	—	—
764	Reupholstery and furniture repair .....	9	1 740	645	148	54
769	Miscellaneous repair and related services .....	42	13 688	4 287	1 019	196
<b>78, 79, 84</b>	<b>Amusement and recreation services, including motion pictures and museums</b> .....	<b>82</b>	<b>47 104</b>	<b>9 420</b>	<b>2 428</b>	<b>968</b>
781, 2	Motion picture production, distribution, and services .....	3	(D)	(D)	(D)	AA
783	Motion picture theaters .....	5	(D)	(D)	(D)	BB
784	Video tape rental .....	7	(D)	(D)	(D)	BB
792	Theatrical producers (except motion picture), bands, orchestras, and entertainers .....	3	258	107	15	4
793	Bowling centers .....	6	3 153	728	202	82
79 ex. 792, 3; 84	Commercial sports and other amusement and recreation services, including museums .....	58	38 695	7 560	1 981	759
<b>80</b>	<b>Health services</b> .....	<b>254</b>	<b>171 941</b>	<b>73 461</b>	<b>14 780</b>	<b>2 224</b>
801	Offices and clinics of doctors of medicine .....	106	104 402	48 823	9 443	906
802	Offices and clinics of dentists .....	67	20 900	7 086	1 488	326
803	Offices and clinics of doctors of osteopathy .....	3	734	277	48	6
804	Offices and clinics of other health practitioners .....	45	9 897	2 801	579	136
805	Nursing and personal care facilities .....	9	16 494	7 347	1 688	577
806	Hospitals .....	1	(D)	(D)	(D)	BB
807, 8, 9	Other health services .....	23	(D)	(D)	(D)	CC
<b>81</b>	<b>Legal services</b> .....	<b>99</b>	<b>40 441</b>	<b>14 078</b>	<b>2 905</b>	<b>410</b>
<b>823, 4, 9</b>	<b>Selected educational services</b> .....	<b>3</b>	<b>(D)</b>	<b>(D)</b>	<b>(D)</b>	<b>AA</b>

**Table 7a. Summary Statistics for Firms Subject to Federal Income Tax for Metropolitan Areas: 1992—Con.**

[Includes only establishments with payroll. For meaning of abbreviations and symbols, see introductory text. For explanation of terms and comparability of 1987 and 1992 censuses, see appendix A. For definitions of CMSA's, MSA's, and PMSA's, see appendix D]

SIC code	Geographic area and kind of business or operation	Establishments (number)	Receipts (\$1,000)	Annual payroll (\$1,000)	First-quarter payroll (\$1,000)	Paid employees for pay period including March 12 (number)
<b>BILLINGS, MT MSA—Con.</b>						
<b>83</b>	<b>Social services</b> .....	<b>40</b>	<b>4 503</b>	<b>1 895</b>	<b>428</b>	<b>242</b>
835	Child day care services .....	24	2 338	919	216	161
832, 3, 6, 9	Other social services .....	16	2 165	976	212	81
<b>87 ex. 8733</b>	<b>Engineering, accounting, research, management, and related services (except noncommercial research organizations)</b> .....	<b>144</b>	<b>66 789</b>	<b>25 876</b>	<b>5 799</b>	<b>917</b>
871	Engineering, architectural, and surveying services .....	56	37 240	14 266	2 980	450
872	Accounting, auditing, and bookkeeping services .....	53	15 410	5 393	1 374	256
873 ex. 8733	Research, development, and testing services (except noncommercial research organizations) .....	11	4 994	1 648	365	110
874	Management and public relations services .....	24	9 145	4 569	1 080	101
<b>89</b>	<b>Services, n.e.c.</b> .....	<b>9</b>	<b>(D)</b>	<b>(D)</b>	<b>(D)</b>	<b>BB</b>
<b>GREAT FALLS, MT MSA</b>						
	<b>Total</b> .....	<b>668</b>	<b>236 030</b>	<b>80 478</b>	<b>17 712</b>	<b>4 868</b>
<b>70 ex. 704</b>	<b>Hotels, rooming houses, camps, and other lodging places (except membership lodging)</b> .....	<b>34</b>	<b>20 395</b>	<b>6 212</b>	<b>1 356</b>	<b>641</b>
7011	Hotels and motels .....	30	19 520	6 036	1 330	629
7011 pt.	Hotels .....	11	11 584	3 524	777	347
7011 pt.	Motels, motor hotels, and tourist courts .....	19	7 936	2 512	553	282
702, 3	Other lodging places .....	4	875	176	26	12
<b>72</b>	<b>Personal services</b> .....	<b>71</b>	<b>10 607</b>	<b>3 517</b>	<b>814</b>	<b>399</b>
721	Laundry, cleaning, and garment services .....	16	4 074	1 215	282	135
7211	Power laundries, family and commercial* .....	1	(D)	(D)	(D)	AA
7213	Linen supply* .....	—	—	—	—	—
7215	Coin-operated laundries and drycleaning .....	1	(D)	(D)	(D)	AA
7216	Drycleaning plants, except rug cleaning* .....	6	(D)	(D)	(D)	BB
7217	Carpet and upholstery cleaning .....	6	1 061	230	54	44
7218	Industrial launderers* .....	2	(D)	(D)	(D)	BB
7212, 9	Other laundry, cleaning, and garment services* .....	—	—	—	—	—
722	Photographic studios, portrait .....	3	(D)	(D)	(D)	AA
723, 4	Beauty and barber shops .....	38	3 704	1 565	358	168
723	Beauty shops .....	34	3 405	1 414	320	156
724	Barber shops .....	4	299	151	38	12
725	Shoe repair shops and shoeshine parlors .....	—	—	—	—	—
726	Funeral service and crematories .....	1	(D)	(D)	(D)	AA
729	Miscellaneous personal services .....	13	(D)	(D)	(D)	BB
<b>73</b>	<b>Business services</b> .....	<b>87</b>	<b>27 841</b>	<b>10 979</b>	<b>2 748</b>	<b>883</b>
731	Advertising .....	4	2 371	1 177	439	39
732	Consumer credit reporting agencies, mercantile reporting agencies, and adjustment and collection agencies .....	10	2 811	960	224	62
733	Mailing, reproduction, commercial art and photography, and stenographic services .....	7	1 075	219	54	19
734	Services to dwellings and other buildings .....	17	3 809	2 158	519	178
735	Miscellaneous equipment rental and leasing .....	11	5 655	943	206	59
736	Personnel supply services .....	5	2 331	1 489	345	207
737	Computer programming, data processing, and other computer related services .....	14	1 983	654	170	34
7371, 2, 3	Computer programming, prepackaged software, and integrated systems .....	6	544	150	38	13
7374, 5, 6	Data processing services .....	5	672	205	47	12
7377, 8, 9	Computer rental and leasing, maintenance, and related services, n.e.c. ....	3	767	299	85	9
738	Miscellaneous business services .....	19	7 806	3 379	791	285
<b>75</b>	<b>Automotive repair, services, and parking</b> .....	<b>80</b>	<b>21 459</b>	<b>5 130</b>	<b>1 231</b>	<b>343</b>
751	Automotive rental and leasing, without drivers .....	4	(D)	(D)	(D)	BB
752	Automobile parking .....	7	(D)	(D)	(D)	AA
753	Automotive repair shops .....	58	15 223	4 010	977	242
7532	Top, body, and upholstery repair shops and paint shops .....	16	5 178	1 468	350	81
7538	General automotive repair shops .....	23	6 237	1 450	373	97
7533, 4, 6, 7, 9	Other automotive repair shops .....	19	3 808	1 092	254	64
754	Automotive services, except repair .....	11	2 722	739	169	68
<b>76</b>	<b>Miscellaneous repair services</b> .....	<b>23</b>	<b>4 139</b>	<b>1 192</b>	<b>281</b>	<b>76</b>
762	Electrical repair shops .....	4	1 135	480	121	30
7622	Radio and television repair shops .....	2	(D)	(D)	(D)	AA
7623, 9	Other electrical and electronic repair shops .....	2	(D)	(D)	(D)	BB
763	Watch, clock, and jewelry repair .....	—	—	—	—	—
764	Reupholstery and furniture repair .....	2	(D)	(D)	(D)	AA
769	Miscellaneous repair and related services .....	17	(D)	(D)	(D)	BB



**Table 7a. Summary Statistics for Firms Subject to Federal Income Tax for Metropolitan Areas: 1992 — Con.**

[Includes only establishments with payroll. For meaning of abbreviations and symbols, see introductory text. For explanation of terms and comparability of 1987 and 1992 censuses, see appendix A. For definitions of CMSA's, MSA's, and PMSA's, see appendix D]

SIC code	Geographic area and kind of business or operation	Establishments (number)	Receipts (\$1,000)	Annual payroll (\$1,000)	First-quarter payroll (\$1,000)	Paid employees for pay period including March 12 (number)
<b>GREAT FALLS, MT MSA — Con.</b>						
<b>78, 79, 84</b>	<b>Amusement and recreation services, including motion pictures and museums</b> .....	<b>48</b>	<b>21 839</b>	<b>4 271</b>	<b>1 076</b>	<b>504</b>
781, 2	Motion picture production, distribution, and services .....	1	(D)	(D)	(D)	BB
783	Motion picture theaters .....	3	(D)	(D)	(D)	BB
784	Video tape rental .....	4	(D)	(D)	(D)	BB
792	Theatrical producers (except motion picture), bands, orchestras, and entertainers .....	—	—	—	—	—
793	Bowling centers .....	5	1 791	550	120	79
79 ex. 792, 3; 84	Commercial sports and other amusement and recreation services, including museums .....	35	14 008	2 331	628	306
<b>80</b>	<b>Health services</b> .....	<b>147</b>	<b>76 833</b>	<b>26 097</b>	<b>5 152</b>	<b>1 069</b>
801	Offices and clinics of doctors of medicine .....	62	31 851	12 467	2 294	286
802	Offices and clinics of dentists .....	45	11 163	3 793	739	202
803	Offices and clinics of doctors of osteopathy .....	—	—	—	—	—
804	Offices and clinics of other health practitioners .....	26	6 902	1 965	406	103
805	Nursing and personal care facilities .....	1	(D)	(D)	(D)	CC
806	Hospitals .....	—	—	—	—	—
807, 8, 9	Other health services .....	13	(D)	(D)	(D)	EE
<b>81</b>	<b>Legal services</b> .....	<b>63</b>	<b>27 080</b>	<b>11 913</b>	<b>2 336</b>	<b>317</b>
<b>823, 4, 9</b>	<b>Selected educational services</b> .....	<b>3</b>	<b>(D)</b>	<b>(D)</b>	<b>(D)</b>	<b>AA</b>
<b>83</b>	<b>Social services</b> .....	<b>49</b>	<b>5 856</b>	<b>2 295</b>	<b>611</b>	<b>254</b>
835	Child day care services .....	37	2 109	819	209	139
832, 3, 6, 9	Other social services .....	12	3 747	1 476	402	115
<b>87 ex. 8733</b>	<b>Engineering, accounting, research, management, and related services (except noncommercial research organizations)</b> .....	<b>60</b>	<b>19 490</b>	<b>8 758</b>	<b>2 081</b>	<b>366</b>
871	Engineering, architectural, and surveying services .....	17	7 722	3 635	795	130
872	Accounting, auditing, and bookkeeping services .....	28	8 563	3 745	974	172
873 ex. 8733	Research, development, and testing services (except noncommercial research organizations) .....	5	1 247	447	97	41
874	Management and public relations services .....	10	1 958	931	215	23
<b>89</b>	<b>Services, n.e.c.</b> .....	<b>3</b>	<b>(D)</b>	<b>(D)</b>	<b>(D)</b>	<b>AA</b>

**Table 7b. Summary Statistics for Firms Exempt From Federal Income Tax for Metropolitan Areas: 1992**

[Includes only establishments with payroll. For meaning of abbreviations and symbols, see introductory text. For explanation of terms and comparability of 1987 and 1992 censuses, see appendix A. For definitions of CMSA's, MSA's, and PMSA's, see appendix D]

SIC code	Geographic area and kind of business or operation	Establishments (number)	Revenue (\$1,000)	Annual payroll (\$1,000)	First-quarter payroll (\$1,000)	Paid employees for pay period including March 12 (number)
<b>BILLINGS, MT MSA</b>						
	<b>Total</b> .....	<b>168</b>	<b>270 198</b>	<b>97 983</b>	<b>23 366</b>	<b>4 887</b>
<b>7032, 704</b>	<b>Camps and membership lodging</b> .....	<b>1</b>	<b>(D)</b>	<b>(D)</b>	<b>(D)</b>	<b>AA</b>
<b>792, 7991 pt., 7997, 7999 pt., 84</b>	<b>Selected amusement, recreation, and related services</b> .....	<b>17</b>	<b>(D)</b>	<b>(D)</b>	<b>(D)</b>	<b>EE</b>
<b>8011 pt.; 8021 pt.; 805, 6, 8, 9</b>	<b>Selected health services</b> .....	<b>25</b>	<b>(D)</b>	<b>(D)</b>	<b>(D)</b>	<b>HH</b>
<b>8111 pt.</b>	<b>Legal aid societies and similar legal services</b> .....	<b>1</b>	<b>(D)</b>	<b>(D)</b>	<b>(D)</b>	<b>AA</b>
<b>823, 4, 9</b>	<b>Selected educational services</b> .....	<b>2</b>	<b>(D)</b>	<b>(D)</b>	<b>(D)</b>	<b>AA</b>
<b>83</b>	<b>Social services</b> .....	<b>63</b>	<b>33 743</b>	<b>14 426</b>	<b>3 398</b>	<b>1 052</b>
835	Child day care services .....	3	(D)	(D)	(D)	BB
832, 3, 6, 9	Other social services .....	60	(D)	(D)	(D)	GG
<b>861, 2, 4, 9</b>	<b>Selected membership organizations</b> .....	<b>52</b>	<b>(D)</b>	<b>(D)</b>	<b>(D)</b>	<b>EE</b>
<b>873, 4 ex. 8744</b>	<b>Research, testing, and consulting services, except facilities support management services</b> .....	<b>7</b>	<b>(D)</b>	<b>(D)</b>	<b>(D)</b>	<b>BB</b>

**Table 7b. Summary Statistics for Firms Exempt From Federal Income Tax for Metropolitan Areas: 1992—Con.**

[Includes only establishments with payroll. For meaning of abbreviations and symbols, see introductory text. For explanation of terms and comparability of 1987 and 1992 censuses, see appendix A. For definitions of CMSA's, MSA's, and PMSA's, see appendix D]

SIC code	Geographic area and kind of business or operation	Establishments (number)	Revenue (\$1,000)	Annual payroll (\$1,000)	First-quarter payroll (\$1,000)	Paid employees for pay period including March 12 (number)
	<b>GREAT FALLS, MT MSA</b>					
	Total .....	101	148 351	71 330	16 298	3 576
7032, 704	Camps and membership lodging .....	—	—	—	—	—
792, 7991 pt., 7997, 7999 pt., 84	Selected amusement, recreation, and related services .....	5	(D)	(D)	(D)	BB
8011 pt.; 8021 pt.; 805, 6, 8, 9	Selected health services .....	13	(D)	(D)	(D)	GG
8111 pt.	Legal aid societies and similar legal services .....	1	(D)	(D)	(D)	AA
823, 4, 9	Selected educational services .....	1	(D)	(D)	(D)	AA
83	Social services .....	40	(D)	(D)	(D)	FF
835	Child day care services .....	5	1 458	848	157	60
832, 3, 6, 9	Other social services .....	35	(D)	(D)	(D)	FF
861, 2, 4, 9	Selected membership organizations .....	38	(D)	(D)	(D)	CC
873, 4 ex. 8744	Research, testing, and consulting services, except facilities support management services .....	3	(D)	(D)	(D)	AA

**Table 8a. Summary Statistics for Firms Subject to Federal Income Tax for the Area Outside Metropolitan Areas: 1992**

[Includes only establishments with payroll. For meaning of abbreviations and symbols, see introductory text. For explanation of terms and comparability of 1987 and 1992 censuses, see appendix A. For definitions of CMSA's, MSA's, and PMSA's, see appendix D]

SIC code	Kind of business or operation	Establishments (number)	Receipts (\$1,000)	Annual payroll (\$1,000)	First-quarter payroll (\$1,000)	Paid employees for pay period including March 12 (number)
	Total .....	5 027	1 411 838	450 417	98 052	29 255
70 ex. 704	Hotels, rooming houses, camps, and other lodging places (except membership lodging) .....	487	224 533	52 480	10 660	5 361
7011	Hotels and motels .....	410	207 289	48 383	10 008	5 062
7011 pt.	Hotels .....	141	117 850	30 761	6 850	3 136
7011 pt.	Hotels, 25 guestrooms or more .....	92	112 382	29 785	6 708	2 995
7011 pt.	Hotels, less than 25 guestrooms .....	49	5 468	976	142	141
7011 pt.	Motels, motor hotels, and tourist courts .....	269	89 439	17 622	3 158	1 926
7011 pt.	Motels, tourist courts .....	231	66 775	11 938	2 233	1 411
7011 pt.	Motor hotels .....	38	22 664	5 684	925	515
702, 3	Other lodging places .....	77	17 244	4 097	652	299
702	Rooming and boarding houses .....	8	646	98	15	13
703	Camps and recreational vehicle parks .....	69	16 598	3 999	637	286
72	Personal services .....	417	57 143	16 120	4 049	1 689
721	Laundry, cleaning, and garment services .....	113	20 520	6 456	1 556	659
7211	Power laundries, family and commercial* .....	9	(D)	(D)	(D)	CC
7213	Linen supply* .....	3	(D)	(D)	(D)	BB
7215	Coin-operated laundries and drycleaning .....	44	(D)	(D)	(D)	CC
7216	Drycleaning plants, except rug cleaning* .....	26	(D)	(D)	(D)	CC
7217	Carpet and upholstery cleaning .....	19	2 186	591	141	79
7218	Industrial laundries* .....	8	(D)	(D)	(D)	CC
7212, 9	Other laundry, cleaning, and garment services* .....	4	(D)	(D)	(D)	BB
7212	Garment pressing, and agents for laundries and drycleaners .....	—	—	—	—	—
7219	Laundry and garment services, n.e.c.* .....	4	(D)	(D)	(D)	BB
722	Photographic studios, portrait .....	30	(D)	(D)	(D)	BB
723, 4	Beauty and barber shops .....	158	13 147	4 655	1 124	502
723	Beauty shops .....	151	12 690	4 485	1 085	481
724	Barber shops .....	7	457	170	39	21
725	Shoe repair shops and shoeshine parlors .....	10	(D)	(D)	(D)	AA
726	Funeral service and crematories .....	44	(D)	(D)	(D)	CC
729	Miscellaneous personal services .....	62	5 122	1 395	485	266
7291	Tax return preparation services .....	31	2 875	835	334	171
7299	Miscellaneous personal services, n.e.c. .....	31	2 247	560	151	95

**Table 8a. Summary Statistics for Firms Subject to Federal Income Tax for the Area Outside Metropolitan Areas: 1992 – Con.**

[Includes only establishments with payroll. For meaning of abbreviations and symbols, see introductory text. For explanation of terms and comparability of 1987 and 1992 censuses, see appendix A. For definitions of CMSA's, MSA's, and PMSA's, see appendix D]

SIC code	Kind of business or operation	Establishments (number)	Receipts (\$1,000)	Annual payroll (\$1,000)	First-quarter payroll (\$1,000)	Paid employees for pay period including March 12 (number)
<b>73</b>	<b>Business services -----</b>	<b>556</b>	<b>125 611</b>	<b>45 077</b>	<b>9 995</b>	<b>3 554</b>
731	Advertising -----	22	5 510	1 864	424	121
7311	Advertising agencies -----	14	3 883	1 295	257	65
7312	Outdoor advertising services -----	5	(D)	(D)	(D)	BB
7313	Radio, television, publishers' advertising representatives -----	2	(D)	(D)	(D)	BB
7319	Advertising, n.e.c. -----	1	(D)	(D)	(D)	AA
732	Consumer credit reporting agencies, mercantile reporting agencies, and adjustment and collection agencies -----	26	7 368	2 049	522	136
7322	Adjustment and collection services -----	22	6 565	1 855	463	122
7323	Credit reporting services -----	4	803	194	59	14
733	Mailing, reproduction, commercial art and photography, and stenographic services -----	49	7 656	1 887	363	159
7331	Direct mail advertising services -----	1	(D)	(D)	(D)	AA
7334	Photocopying and duplicating services -----	8	(D)	(D)	(D)	BB
7335, 6	Commercial photography, art, and graphics -----	18	3 037	722	116	58
7335	Commercial photography -----	5	1 502	376	38	37
7336	Commercial art and graphic design -----	13	1 535	346	78	21
7338	Secretarial and court reporting services -----	22	(D)	(D)	(D)	BB
734	Services to dwellings and other buildings -----	171	16 028	5 851	1 399	874
7342	Disinfecting and pest control services -----	4	(D)	(D)	(D)	AA
7349	Building cleaning and maintenance services, n.e.c. -----	167	(D)	(D)	(D)	FF
735	Miscellaneous equipment rental and leasing -----	50	15 759	3 774	857	223
7352	Medical equipment rental and leasing -----	12	3 307	1 066	234	54
7353	Heavy construction equipment rental and leasing -----	8	2 672	890	190	48
7359	Equipment rental and leasing, n.e.c. -----	30	9 780	1 818	433	121
736	Personnel supply services -----	30	16 845	11 719	2 311	944
7361	Employment agencies -----	13	1 163	465	78	57
7363	Help supply services -----	17	15 682	11 254	2 233	887
7363 pt.	Temporary help supply -----	13	(D)	(D)	(D)	FF
7363 pt.	Help supply, except temporary -----	4	(D)	(D)	(D)	CC
737	Computer programming, data processing, and other computer related services -----	80	28 689	10 825	2 590	528
7371, 2, 3	Computer programming, prepackaged software, and integrated systems -----	44	17 070	7 790	1 808	333
7371	Computer programming services -----	33	(D)	(D)	(D)	CC
7372	Prepackaged software -----	8	(D)	(D)	(D)	BB
7373	Computer integrated systems -----	3	(D)	(D)	(D)	CC
7374, 5, 6	Data processing services -----	15	(D)	(D)	(D)	CC
7374, 5	Computer processing, information retrieval -----	14	(D)	(D)	(D)	CC
7376	Computer facilities management services -----	1	(D)	(D)	(D)	AA
7377, 8, 9	Computer rental and leasing, maintenance, and related services, n.e.c. -----	21	(D)	(D)	(D)	BB
7377	Computer rental and leasing -----	—	—	—	—	—
7378	Computer maintenance and repair -----	11	1 235	480	114	20
7379	Computer related services, n.e.c. -----	10	(D)	(D)	(D)	BB
738	Miscellaneous business services -----	128	27 756	7 108	1 529	569
7381, 2	Detective agencies and protective services -----	22	3 815	1 580	307	134
7381	Detective, guard, and armored car services -----	16	(D)	(D)	(D)	CC
7382	Security systems services -----	6	(D)	(D)	(D)	BB
7383	News syndicates -----	3	(D)	(D)	(D)	BB
7384	Photofinishing laboratories* -----	15	(D)	(D)	(D)	BB
7389	Business services, n.e.c. -----	88	18 135	3 885	839	336
7389 pt.	Sign painting shops -----	5	580	186	42	13
7389 pt.	Interior designing -----	8	(D)	(D)	(D)	BB
7389 pt.	Telephone answering services -----	12	(D)	(D)	(D)	CC
7389 pt.	Other business services -----	63	11 874	2 640	551	184
<b>75</b>	<b>Automotive repair, services, and parking -----</b>	<b>497</b>	<b>115 969</b>	<b>24 661</b>	<b>5 661</b>	<b>1 633</b>
751	Automotive rental and leasing, without drivers -----	31	(D)	(D)	(D)	CC
7513	Truck rental and leasing, without drivers -----	5	(D)	(D)	(D)	AA
7514, 5	Passenger car rental and leasing -----	25	(D)	(D)	(D)	BB
7514	Passenger car rental -----	24	(D)	(D)	(D)	BB
7515	Passenger car leasing -----	1	(D)	(D)	(D)	AA
7519	Utility trailer and recreational vehicle rental -----	1	(D)	(D)	(D)	BB
752	Automobile parking -----	6	(D)	(D)	(D)	BB
753	Automotive repair shops -----	397	91 566	20 631	4 724	1 262
7532	Top, body, and upholstery repair shops and paint shops -----	124	31 083	7 710	1 853	445
7532 pt.	Top and body repair shops -----	121	(D)	(D)	(D)	EE
7532 pt.	Paint shops -----	3	(D)	(D)	(D)	AA
7538	General automotive repair shops -----	185	39 094	8 402	1 926	561
7538 pt.	General automotive repair shops, except diesel -----	160	29 491	5 774	1 279	412
7538 pt.	Diesel repair shops -----	25	9 603	2 628	647	149
7533, 4, 6, 7, 9	Other automotive repair shops -----	88	21 389	4 519	945	256
7533	Automotive exhaust system repair shops -----	15	2 917	646	142	37
7534	Tire retreading and repair shops -----	10	(D)	(D)	(D)	BB
7536	Automotive glass replacement shops -----	17	4 622	707	135	36
7537	Automotive transmission repair shops -----	16	(D)	(D)	(D)	BB
7539	Automotive repair shops, n.e.c. -----	30	5 665	1 310	297	89
7539 pt.	Radiator repair -----	8	1 014	219	35	19
7539 pt.	Brake, front end, and wheel alignment -----	9	(D)	(D)	(D)	BB
7539 pt.	Automotive electrical and fuel system services -----	10	2 002	516	132	39
7539 pt.	Other automotive repair shops, n.e.c. -----	3	(D)	(D)	(D)	AA
754	Automotive services, except repair -----	63	9 587	2 115	498	216
7542	Carwashes -----	33	3 557	642	189	94
7549	Automotive services, except repair and carwashes -----	30	6 030	1 473	309	122

**Table 8a. Summary Statistics for Firms Subject to Federal Income Tax for the Area Outside Metropolitan Areas: 1992 – Con.**

[Includes only establishments with payroll. For meaning of abbreviations and symbols, see introductory text. For explanation of terms and comparability of 1987 and 1992 censuses, see appendix A. For definitions of CMSA's, MSA's, and PMSA's, see appendix D]

SIC code	Kind of business or operation	Establishments (number)	Receipts (\$1,000)	Annual payroll (\$1,000)	First-quarter payroll (\$1,000)	Paid employees for pay period including March 12 (number)
<b>76</b>	<b>Miscellaneous repair services</b>	<b>198</b>	<b>41 956</b>	<b>10 690</b>	<b>2 486</b>	<b>631</b>
762	Electrical repair shops	39	7 924	2 088	495	130
7622	Radio and television repair shops	14	(D)	(D)	(D)	BB
7623, 9	Other electrical and electronic repair shops	25	(D)	(D)	(D)	BB
7623	Refrigeration and air-conditioning service and repair shops	6	(D)	(D)	(D)	AA
7629	Electrical and electronic repair shops, n.e.c.	19	(D)	(D)	(D)	BB
763	Watch, clock, and jewelry repair	—	—	—	—	—
764	Reupholstery and furniture repair	16	(D)	(D)	(D)	BB
769	Miscellaneous repair and related services	143	(D)	(D)	(D)	EE
7692	Welding repair	40	6 535	1 753	396	109
7694	Armature rewinding shops	4	(D)	(D)	(D)	AA
7699	Repair shops and related services, n.e.c.	99	25 227	6 347	1 472	347
<b>78, 79, 84</b>	<b>Amusement and recreation services, including motion pictures and museums</b>	<b>548</b>	<b>154 090</b>	<b>28 193</b>	<b>6 617</b>	<b>3 695</b>
781, 2	Motion picture production, distribution, and services	13	(D)	(D)	(D)	BB
783	Motion picture theaters	54	(D)	(D)	(D)	EE
7832	Motion picture theaters, except drive-in	49	(D)	(D)	(D)	EE
7833	Drive-in motion picture theaters	5	138	25	4	6
784	Video tape rental	82	(D)	(D)	(D)	EE
792	Theatrical producers (except motion picture), bands, orchestras, and entertainers	13	2 145	476	66	37
7922	Theatrical producers (except motion picture) and miscellaneous theatrical services	8	(D)	(D)	(D)	BB
7929	Bands, orchestras, actors, and other entertainers and entertainment groups	5	(D)	(D)	(D)	AA
793	Bowling centers	53	14 304	3 537	883	490
79 ex. 792, 3, 84	Commercial sports and other amusement and recreation services, including museums	333	113 157	19 919	4 670	2 429
794	Commercial sports	4	427	37	4	2
7941	Professional sports clubs, managers, promoters	1	(D)	(D)	(D)	AA
7948	Racing, including track operation	3	(D)	(D)	(D)	AA
79 ex. 792, 3, 4; 84	Other amusement and recreation services, including museums	329	112 730	19 882	4 666	2 427
791	Dance studios, schools, and halls	8	(D)	(D)	(D)	BB
7991	Physical fitness facilities	35	7 175	2 278	550	451
7992	Public golf courses	17	(D)	(D)	(D)	BB
7993	Coin-operated amusement devices	30	27 902	2 856	683	151
7996	Amusement parks	2	(D)	(D)	(D)	AA
7997	Membership sports and recreation clubs	20	3 882	929	120	59
7999, 84	Amusement and recreation services, including museums, n.e.c.	217	69 179	12 524	3 181	1 659
7999 pt.	Concession operators of amusement devices and rides	3	(D)	(D)	(D)	AA
7999 pt.	Carnivals, circuses, and fairs	2	(D)	(D)	(D)	BB
7999 pt., 84	Other recreation and amusements, including museums	212	68 504	12 428	3 171	1 634
<b>80</b>	<b>Health services</b>	<b>1 089</b>	<b>402 679</b>	<b>160 030</b>	<b>34 120</b>	<b>7 496</b>
801	Offices and clinics of doctors of medicine	431	200 612	85 196	17 161	2 514
8011 pt.	Offices of doctors of medicine	424	195 162	83 445	16 756	2 423
8011 pt.	General medical clinics	7	5 450	1 751	405	91
802	Offices and clinics of dentists	285	64 272	22 161	4 839	1 277
803	Offices and clinics of doctors of osteopathy	9	2 269	728	165	48
804	Offices and clinics of other health practitioners	251	41 989	10 073	2 191	685
8041	Offices and clinics of chiropractors	90	11 838	2 230	515	200
8042	Offices and clinics of optometrists	83	19 361	4 518	950	300
8043	Offices and clinics of podiatrists	12	1 904	256	54	20
8049	Offices and clinics of health practitioners, n.e.c.	66	8 886	3 069	672	165
805	Nursing and personal care facilities	35	(D)	(D)	(D)	GG
8051	Skilled nursing care facilities	30	(D)	(D)	(D)	GG
8052	Intermediate care facilities	2	(D)	(D)	(D)	BB
8059	Nursing and personal care facilities, n.e.c.	3	(D)	(D)	(D)	BB
806	Hospitals	3	(D)	(D)	(D)	EE
8062	General medical and surgical hospitals	1	(D)	(D)	(D)	CC
8063, 9	Specialty hospitals	2	(D)	(D)	(D)	CC
807, 8, 9	Other health services	75	(D)	(D)	(D)	EE
807	Medical and dental laboratories	39	9 298	3 726	777	115
8071	Medical laboratories	18	(D)	(D)	(D)	BB
8072	Dental laboratories	21	(D)	(D)	(D)	BB
808	Home health care services	11	5 134	2 289	534	179
809	Miscellaneous health and allied services, n.e.c.	25	(D)	(D)	(D)	BB
8092	Kidney dialysis centers	—	—	—	—	—
8093	Specialty outpatient facilities, n.e.c.	12	(D)	(D)	(D)	BB
8099	Health and allied services, n.e.c.	13	(D)	(D)	(D)	BB
<b>81</b>	<b>Legal services</b>	<b>407</b>	<b>103 469</b>	<b>36 473</b>	<b>7 232</b>	<b>1 424</b>
<b>823, 4, 9</b>	<b>Selected educational services</b>	<b>20</b>	<b>1 695</b>	<b>409</b>	<b>88</b>	<b>57</b>
823	Libraries	—	—	—	—	—
824	Vocational schools	4	(D)	(D)	(D)	BB
829	Schools and educational services, n.e.c.	16	(D)	(D)	(D)	BB
<b>83</b>	<b>Social services</b>	<b>198</b>	<b>16 777</b>	<b>6 171</b>	<b>1 479</b>	<b>763</b>
835	Child day care services	126	5 741	2 132	575	375
832, 3, 6, 9	Other social services	72	11 036	4 039	904	388

**Table 8a. Summary Statistics for Firms Subject to Federal Income Tax for the Area Outside Metropolitan Areas: 1992 — Con.**

[Includes only establishments with payroll. For meaning of abbreviations and symbols, see introductory text. For explanation of terms and comparability of 1987 and 1992 censuses, see appendix A. For definitions of CMSA's, MSA's, and PMSA's, see appendix D]

SIC code	Kind of business or operation	Establishments (number)	Receipts (\$1,000)	Annual payroll (\$1,000)	First-quarter payroll (\$1,000)	Paid employees for pay period including March 12 (number)
<b>87 ex. 8733</b>	<b>Engineering, accounting, research, management, and related services (except noncommercial research organizations) -----</b>	<b>572</b>	<b>160 686</b>	<b>67 727</b>	<b>15 162</b>	<b>2 835</b>
871	Engineering, architectural, and surveying services -----	178	63 322	26 261	5 539	950
8711	Engineering services -----	92	45 485	19 711	4 280	644
8712	Architectural services -----	45	11 394	3 920	834	171
8713	Surveying services -----	41	6 443	2 630	425	135
872	Accounting, auditing, and bookkeeping services -----	261	47 030	20 325	5 143	1 069
873 ex. 8733	Research, development, and testing services (except noncommercial research organizations) -----	24	29 298	13 574	2 903	408
8731	Commercial physical and biological research -----	9	(D)	(D)	(D)	EE
8732	Commercial economic, sociological, and educational research -----	4	384	152	33	17
8734	Testing laboratories -----	11	(D)	(D)	(D)	BB
874	Management and public relations services -----	109	21 036	7 567	1 577	408
8741	Management services -----	45	9 462	3 493	667	206
8742	Management consulting services -----	35	(D)	(D)	(D)	CC
8743	Public relations services -----	3	(D)	(D)	(D)	AA
8744	Facilities support management services -----	—	—	—	—	—
8748	Business consulting services, n.e.c. -----	26	(D)	(D)	(D)	BB
<b>89</b>	<b>Services, n.e.c. -----</b>	<b>38</b>	<b>7 230</b>	<b>2 386</b>	<b>503</b>	<b>117</b>

**Table 8b. Summary Statistics for Firms Exempt From Federal Income Tax for the Area Outside Metropolitan Areas: 1992**

[Includes only establishments with payroll. For meaning of abbreviations and symbols, see introductory text. For explanation of terms and comparability of 1987 and 1992 censuses, see appendix A. For definitions of CMSA's, MSA's, and PMSA's, see appendix D]

SIC code	Kind of business or operation	Establishments (number)	Revenue (\$1,000)	Annual payroll (\$1,000)	First-quarter payroll (\$1,000)	Paid employees for pay period including March 12 (number)
	<b>Total -----</b>	<b>1 081</b>	<b>824 825</b>	<b>354 546</b>	<b>85 335</b>	<b>20 865</b>
<b>7032, 704</b>	<b>Camps and membership lodging -----</b>	<b>24</b>	<b>(D)</b>	<b>(D)</b>	<b>(D)</b>	<b>BB</b>
7032	Sporting and recreational camps -----	4	608	179	19	8
704	Organization hotels and lodging houses, on membership basis -----	20	(D)	(D)	(D)	BB
<b>792, 7991 pt., 7997, 7999 pt., 84</b>	<b>Selected amusement, recreation, and related services -----</b>	<b>68</b>	<b>(D)</b>	<b>(D)</b>	<b>(D)</b>	<b>EE</b>
792	Theatrical producers (except motion picture), bands, orchestras, and entertainers -----	16	(D)	(D)	(D)	BB
7922	Theatrical producers (except motion picture) and miscellaneous theatrical services -----	10	(D)	(D)	(D)	BB
7922 pt.	Producers of live theatrical productions -----	6	(D)	(D)	(D)	BB
7922 pt.	Producers of radio and television shows, except tape -----	2	(D)	(D)	(D)	AA
7922 pt.	Artists' and entertainers' managers or agents, concert bureaus, booking agents -----	1	(D)	(D)	(D)	AA
7922 pt.	Other theatrical services -----	1	(D)	(D)	(D)	AA
7929	Bands, orchestras, actors, and other entertainers and entertainment groups -----	6	(D)	(D)	(D)	AA
7929 pt.	Dance groups and artists -----	1	(D)	(D)	(D)	AA
7929 pt.	Symphony orchestras, opera companies, and chamber music organizations -----	3	(D)	(D)	(D)	AA
7929 pt.	Other music groups and artists -----	2	(D)	(D)	(D)	AA
7929 pt.	Other entertainers and entertainment groups -----	—	—	—	—	—
7991 pt., 7997	Gymnasiums, athletic clubs, and membership sports and recreation clubs -----	31	(D)	(D)	(D)	EE
7991 pt.	Gymnasiums and athletic clubs -----	1	(D)	(D)	(D)	AA
7997	Membership sports and recreation clubs -----	30	9 765	2 890	505	274
7999 pt.	Fairs -----	4	(D)	(D)	(D)	AA
84	Museums, art galleries, and botanical and zoological gardens -----	17	1 861	548	95	39
841	Museums and art galleries -----	17	1 861	548	95	39
842	Arboreta and botanical or zoological gardens -----	—	—	—	—	—

**Table 8b. Summary Statistics for Firms Exempt From Federal Income Tax for the Area Outside Metropolitan Areas: 1992 —Con.**

[Includes only establishments with payroll. For meaning of abbreviations and symbols, see introductory text. For explanation of terms and comparability of 1987 and 1992 censuses, see appendix A. For definitions of CMSA's, MSA's, and PMSA's, see appendix D]

SIC code	Kind of business or operation	Establishments (number)	Revenue (\$1,000)	Annual payroll (\$1,000)	First-quarter payroll (\$1,000)	Paid employees for pay period including March 12 (number)
<b>8011 pt.; 8021 pt.; 805, 6, 8, 9</b>	<b>Selected health services -----</b>	<b>155</b>	<b>606 548</b>	<b>283 685</b>	<b>69 030</b>	<b>14 622</b>
8011 pt., 8021 pt.	Clinics of doctors of medicine and dentists -----	13	6 167	2 840	718	202
8011 pt.	General medical clinics -----	13	6 167	2 840	718	202
8021 pt.	Dental clinics -----	-	-	-	-	-
805	Nursing and personal care facilities -----	24	(D)	(D)	(D)	GG
8051	Skilled nursing care facilities -----	14	(D)	(D)	(D)	FF
8052	Intermediate care facilities -----	9	(D)	(D)	(D)	EE
8059	Nursing and personal care facilities, n.e.c. -----	1	(D)	(D)	(D)	AA
806	Hospitals -----	57	543 899	247 862	60 719	10 891
8062	General medical and surgical hospitals -----	55	(D)	(D)	(D)	JJ
8062 pt.	General medical and surgical hospitals, nongovernment -----	39	410 643	170 529	41 483	8 105
8062 pt.	General medical and surgical hospitals, government -----	16	(D)	(D)	(D)	GG
8063, 9	Specialty hospitals -----	2	(D)	(D)	(D)	FF
8063	Psychiatric hospitals -----	2	(D)	(D)	(D)	FF
8063 pt.	Psychiatric hospitals, nongovernment -----	1	(D)	(D)	(D)	CC
8063 pt.	Psychiatric hospitals, government -----	1	(D)	(D)	(D)	FF
8069	Specialty hospitals, except psychiatric -----	-	-	-	-	-
8069 pt.	Specialty hospitals, except psychiatric; nongovernment -----	-	-	-	-	-
8069 pt.	Specialty hospitals, except psychiatric; government -----	-	-	-	-	-
808, 9	Other health services -----	61	(D)	(D)	(D)	GG
808	Home health care services -----	7	(D)	(D)	(D)	GG
809	Miscellaneous health and allied services, n.e.c. -----	54	(D)	(D)	(D)	EE
8092	Kidney dialysis centers -----	-	-	-	-	-
8093	Specialty outpatient facilities, n.e.c. -----	49	11 786	5 779	1 383	441
8099	Health and allied services, n.e.c. -----	5	(D)	(D)	(D)	AA
<b>8111 pt.</b>	<b>Legal aid societies and similar legal services -----</b>	<b>8</b>	<b>(D)</b>	<b>(D)</b>	<b>(D)</b>	<b>BB</b>
<b>823, 4, 9</b>	<b>Selected educational services -----</b>	<b>19</b>	<b>(D)</b>	<b>(D)</b>	<b>(D)</b>	<b>BB</b>
823	Libraries -----	1	(D)	(D)	(D)	AA
824	Vocational schools -----	4	(D)	(D)	(D)	AA
8243	Data processing schools -----	-	-	-	-	-
8244	Business and secretarial schools -----	-	-	-	-	-
8249	Vocational schools, n.e.c. -----	4	(D)	(D)	(D)	AA
829	Schools and educational services, n.e.c. -----	14	(D)	(D)	(D)	BB
<b>83</b>	<b>Social services -----</b>	<b>396</b>	<b>(D)</b>	<b>(D)</b>	<b>(D)</b>	<b>HH</b>
835	Child day care services -----	65	(D)	(D)	(D)	EE
832, 3, 6, 9	Other social services -----	331	(D)	(D)	(D)	HH
832	Individual and family social services -----	148	40 069	16 473	3 847	1 457
833	Job training and vocational rehabilitation services -----	37	25 284	7 740	1 665	762
836	Residential care -----	71	(D)	(D)	(D)	FF
839	Social services, n.e.c. -----	75	29 262	7 215	1 616	506
<b>861, 2, 4, 9</b>	<b>Selected membership organizations -----</b>	<b>374</b>	<b>(D)</b>	<b>(D)</b>	<b>(D)</b>	<b>GG</b>
861	Business associations -----	70	(D)	(D)	(D)	CC
864	Civic, social, and fraternal associations -----	227	(D)	(D)	(D)	GG
862, 9	Other membership organizations -----	77	20 299	5 617	1 323	332
862	Professional membership organizations -----	16	(D)	(D)	(D)	BB
869	Membership organizations, n.e.c. -----	61	(D)	(D)	(D)	EE
<b>873, 4 ex. 8744</b>	<b>Research, testing, and consulting services, except facilities support management services -----</b>	<b>37</b>	<b>(D)</b>	<b>(D)</b>	<b>(D)</b>	<b>EE</b>
873	Research, development, and testing services -----	24	10 795	4 627	1 038	239
8731	Commercial physical and biological research -----	-	-	-	-	-
8732	Commercial economic, sociological, and educational research -----	5	(D)	(D)	(D)	BB
8733	Noncommercial research organizations -----	19	(D)	(D)	(D)	CC
8734	Testing laboratories -----	-	-	-	-	-
874 ex. 8744	Management and public relations services, except facilities support management services -----	13	(D)	(D)	(D)	BB
8741	Management services -----	-	-	-	-	-
8742	Management consulting services -----	2	(D)	(D)	(D)	AA
8743	Public relations services -----	-	-	-	-	-
8748	Business consulting services, n.e.c. -----	11	(D)	(D)	(D)	BB

**Table 9. Places With 2,500 Inhabitants or More Ranked by Volume of Receipts of Firms Subject to Federal Income Tax: 1992**

[Includes only establishments with payroll. For meaning of abbreviations and symbols, see introductory text. For explanation of terms and comparability of 1987 and 1992 censuses, see appendix A. For information on geographic areas followed by ▲, see appendix F]

Geographic area	Receipts		Cumulative receipts		Geographic area	Receipts		Cumulative receipts	
	Rank <sup>1</sup>	Amount (\$1,000)	Amount (\$1,000)	Percent of State total		Rank <sup>1</sup>	Amount (\$1,000)	Amount (\$1,000)	Percent of State total
<b>Montana</b> -----	<b>(X)</b>	<b>2 196 765</b>	<b>2 196 765</b>	<b>100.0</b>	<b>Montana—Con.</b>				
Billings -----	1	503 167	503 167	22.9	Sidney -----	16	13 352	1 699 494	77.4
Missoula -----	2	261 679	764 846	34.8	Libby -----	17	13 028	1 712 522	78.0
Great Falls -----	3	226 142	990 988	45.1	Glendive -----	18	12 292	1 724 814	78.5
Helena -----	4	157 128	1 148 116	52.3	Polson -----	19	11 207	1 736 021	79.0
Bozeman -----	5	132 300	1 280 416	58.3	Glasgow -----	20	11 166	1 747 187	79.5
Butte-Silver Bow -----	6	128 351	1 408 767	64.1	Laurel -----	21	9 927	1 757 114	80.0
Kalispell -----	7	109 881	1 518 648	69.1	Belgrade -----	22	9 450	1 766 564	80.4
Livingston -----	8	27 769	1 546 417	70.4	Columbia Falls -----	23	8 986	1 775 550	80.8
Havre -----	9	27 128	1 573 545	71.6	Hardin -----	24	7 990	1 783 540	81.2
Miles City -----	10	26 996	1 600 541	72.9	Cut Bank -----	25	7 739	1 791 279	81.5
Anaconda-Deer Lodge County -----	11	20 283	1 620 824	73.8	Wolf Point -----	26	4 757	1 796 036	81.8
Whitefish -----	12	18 548	1 639 372	74.6	Conrad -----	27	3 507	1 799 543	81.9
Hamilton -----	13	17 472	1 656 844	75.4	Deer Lodge -----	28	1 976	1 801 519	82.0
Lewistown -----	14	15 869	1 672 713	76.1	Shelby -----	(X)	(D)	(X)	(X)
Dillon -----	15	13 429	1 686 142	76.8					

<sup>1</sup>Places with suppressed receipts (if applicable) are listed at end of table rather than by rank to avoid disclosing data for individual companies.

**Table 10. Counties Ranked by Volume of Receipts of Firms Subject to Federal Income Tax: 1992**

[Includes only establishments with payroll. For meaning of abbreviations and symbols, see introductory text. For explanation of terms and comparability of 1987 and 1992 censuses, see appendix A. For information on geographic areas followed by ▲, see appendix F]

Geographic area	Receipts		Cumulative receipts		Geographic area	Receipts		Cumulative receipts	
	Rank <sup>1</sup>	Amount (\$1,000)	Amount (\$1,000)	Percent of State total		Rank <sup>1</sup>	Amount (\$1,000)	Amount (\$1,000)	Percent of State total
<b>Montana</b> -----	<b>(X)</b>	<b>2 196 765</b>	<b>2 196 765</b>	<b>100.0</b>	<b>Montana—Con.</b>				
Yellowstone -----	1	548 897	548 897	25.0	Rosebud -----	26	6 994	2 128 282	96.9
Missoula -----	2	298 003	846 900	38.6	Stillwater -----	27	6 751	2 135 033	97.2
Cascade -----	3	236 030	1 082 930	49.3	Blaine -----	28	5 573	2 140 606	97.4
Gallatin -----	4	205 801	1 288 731	58.7	Roosevelt -----	29	5 447	2 146 053	97.7
Flathead -----	5	188 674	1 477 405	67.3	Jefferson -----	30	5 421	2 151 474	97.9
Lewis and Clark -----	6	173 985	1 651 390	75.2	Madison -----	31	5 236	2 156 710	98.2
Silver Bow -----	7	128 351	1 779 741	81.0	Phillips -----	32	4 601	2 161 311	98.4
Park -----	8	38 387	1 818 128	82.8	Sheridan -----	33	3 931	2 165 242	98.6
Ravalli -----	9	29 895	1 848 023	84.1	Pondera -----	34	3 914	2 169 156	98.7
Hill -----	10	29 531	1 877 554	85.5	Sweet Grass -----	35	3 508	2 172 664	98.9
Custer -----	11	28 299	1 905 853	86.8	Musselshell -----	36	2 696	2 175 360	99.0
Glacier -----	12	26 435	1 932 288	88.0	Broadwater -----	37	2 583	2 177 943	99.1
Lake -----	13	22 800	1 955 088	89.0	Mineral -----	38	2 464	2 180 407	99.3
Deer Lodge -----	14	20 283	1 975 371	89.9	Chouteau -----	39	2 434	2 182 841	99.4
Fergus -----	15	19 438	1 994 809	90.8	Powell -----	40	2 360	2 185 201	99.5
Lincoln -----	16	18 679	2 013 488	91.7	Teton -----	41	2 025	2 187 226	99.6
Beaverhead -----	17	16 491	2 029 979	92.4	Meagher -----	42	1 536	2 188 762	99.6
Richland -----	18	14 396	2 044 375	93.1	Daniels -----	43	1 442	2 190 204	99.7
Dawson -----	19	14 122	2 058 497	93.7	Liberty -----	44	1 283	2 191 487	99.8
Valley -----	20	13 172	2 071 669	94.3	Powder River -----	45	1 254	2 192 741	99.8
Carbon -----	21	12 465	2 084 134	94.9	Judith Basin -----	46	742	2 193 483	99.9
Big Horn -----	22	11 226	2 095 360	95.4	McCone -----	47	622	2 194 105	99.9
Toole -----	23	8 948	2 104 308	95.8	Wibaux -----	48	529	2 194 634	99.9
Sanders -----	24	8 927	2 113 235	96.2	Prairie -----	49	427	2 195 061	99.9
Fallon -----	25	8 053	2 121 288	96.6	Wheatland -----	50	423	2 195 484	99.9
					Granite -----	51	413	2 195 897	100.0
					Garfield -----	52	299	2 196 196	100.0
					Petroleum -----	(X)	-	2 196 196	100.0
					Yellowstone National Park -----	(X)	-	2 196 196	100.0
					Carter -----	(X)	(D)	(X)	(X)
					Golden Valley -----	(X)	(D)	(X)	(X)
					Treasure -----	(X)	(D)	(X)	(X)

<sup>1</sup>Counties with suppressed receipts (if applicable) are listed at end of table rather than by rank to avoid disclosing data for individual companies.

# Appendix A.

## General Explanation

### CENSUS COVERAGE AND METHODOLOGY

**Structure and method of enumeration.** Firms in the 1992 Census of Service Industries were divided into the nonmail universe and mail universe. The coverage and the method of obtaining census information from each follow:

1. The nonmail universe consisted of firms which were not required to file a regular census return and included:

- a. All taxable nonemployers, i.e., all firms subject to Federal income tax with no paid employees during 1992. Receipts information for these firms was obtained from administrative records of other Federal agencies. Although consisting of many firms, nonemployers accounted for less than 10 percent of total receipts of all establishments covered in the census.

The census included only those service nonemployer firms which reported a receipts volume of \$1,000 or more during 1992. Establishments exempt from Federal income tax with no paid employees were excluded as in previous censuses.

Data for nonemployers are not included in this report but are provided in a subsequent Non-employer Statistics report (SC92-N-1).

- b. Selected small employers, i.e., single-establishment firms with payroll below a specified cutoff. (The term "employers" refers to firms with one or more paid employees at any time during 1992 as shown in the active administrative records of other Federal agencies.) Although the payroll cutoff varied by kind of business, small employers generally included firms with less than 10 employees and represented about 10 percent of total receipts of establishments covered in the census.

Data on receipts, payroll, and employment for employer firms below the payroll cutoff were derived or estimated from administrative records of other Federal agencies, except for a sample of small employer firms in classifications for which specialized data requirements precluded reliance solely on administrative records sources. This sample was included in the mail universe.

2. The mail universe consisted of firms for which information was obtained by means of a mail canvass and included:

- a. Large employers, i.e., all multiestablishment firms, and all employer firms above the payroll size cutoff referred to in section 1b. Within this category, a report of company organization was conducted periodically to identify establishment locations of firms which operated at more than one location and to obtain information on payroll and mid-March employment at each location. The 1991 Report of Company Organization was used as a coverage check in the census. In the 1992 census, all multi-establishment firms were asked to notify the Census Bureau of any establishments for which a form was not received. Report forms were subsequently provided to the firms for these establishments.
- b. A sample of small employer firms in classifications for which specialized data precluded reliance solely on administrative records sources. These firms were sent the census mailing packages containing the appropriate 1992 questionnaire.

**Method of classifying kinds of business.** The service industries classifications for all establishments were based on the *Standard Industrial Classification Manual: 1987*<sup>1</sup> (SIC). However, the method of assigning these classifications, and the level of detail at which establishments were classified, differed between the nonmail and mail universes as follows:

1. The nonmail universe

- a. Nonemployers were classified on the basis of information obtained from administrative records of other Federal agencies.
- b. Selected small employers were classified on the basis of the most current census kind-of-business classification available from one of the Census Bureau's current sample surveys or the 1987 census. Otherwise, the classification was obtained from administrative records of other Federal agencies.

If the census or administrative record classifications proved inadequate (none corresponded to a 1992 census classification in the detail required for

<sup>1</sup>*Standard Industrial Classification Manual: 1987*. For sale by Superintendent of Documents, U.S. Government Printing Office, Washington, DC 20402. Stock No. 041-001-00314-2.



employers), the firm was sent a brief inquiry requesting information necessary to assign a 1992 census kind-of-business code.

2. Establishments in the mail universe were classified on the basis of their self-designation, answers to questions on receipts by type of service provided, and other special inquiries.

**Method of assigning tax status.** For kind-of-business classifications<sup>2</sup> where there were substantial numbers of taxable and tax-exempt establishments, establishments were classified based on the Federal income tax filing requirement for the establishment or organization. This classification was based primarily on the response to an inquiry on the census questionnaire. Establishments that indicated that all or part of their income was exempt from Federal income tax under provisions of section 501 of the IRS code were classified as tax-exempt; establishments indicating no such exemption were classified as taxable. All government-operated hospitals were classified as tax-exempt. For establishments in the nonmail universe, the tax status classification was based upon the type of tax return filed by the firm or organization.

For selected kind-of-business classifications<sup>3</sup> comprised primarily of tax-exempt establishments, all establishments in those classifications were defined as tax-exempt. All establishments in the remaining kind-of-business classifications (comprised primarily of taxable establishments) were defined as taxable.

## COMPARABILITY OF THE 1987 AND 1992 CENSUSES

The 1987 and 1992 censuses were conducted under similar conditions and procedures except for the following:

**Geographic areas.** The boundaries of a number of areas for which data are shown in the 1992 census are not the same as in the 1987 census because of annexations; other boundary changes; and redefinitions of metropolitan statistical areas (MSA's), primary metropolitan statistical areas (PMSA's), and consolidated metropolitan statistical areas (CMSA's).<sup>4</sup> In addition, data for consolidated cities are included in the 1992 census.

Data for special economic urban areas (SEUA's) with 10,000 inhabitants or more in Michigan, Minnesota, New York, and Wisconsin qualified for publication in the 1992 census. This included townships in Michigan and Minnesota and towns in New York and Wisconsin. However, Minnesota did not have any townships that met the population criteria.

<sup>2</sup>SIC's 7032, 792, 7991 pt., 7997, 7999 pt., 8011 pt., 8021 pt., 805, 806, 808, 809, 82, 83, 84 pt., 873 ex. 8733, 874 ex. 8744.

<sup>3</sup>SIC's 7041, 8111 pt., 84 pt., 86, 8733.

<sup>4</sup>Newly defined metropolitan areas (MA's) were announced by the Office of Management and Budget (OMB) effective June 30, 1993.

**Nonemployer firms.** In 1987, data for nonemployer firms were published for the United States, States, metropolitan areas, counties, and places in four regional reports in the Nonemployer Statistics Series (SC87-N-1 to -4).

For 1992, data for nonemployers by kind of business are presented in one *Nonemployer Statistics* report (SC92-N-1) for the United States, States, and metropolitan areas. Nonemployer data for counties and places are available on compact disc-read only memory (CD-ROM).

**Employment.** In 1987, employment data withheld to avoid disclosing data for individual companies were represented with the symbol "(D)." In 1992, withheld employment data are represented with symbols that denote employment size ranges. These symbols are defined in the introductory text.

**Sources of receipts/revenue.** In 1987, data on sources of receipts/revenue for selected industries were published with other industry-specific data in the *Miscellaneous Subjects* report (SC87-S-4) of the Subject Series. In 1992, sources of receipts/revenue data are presented separately in the *Sources of Receipts or Revenue* report (SC92-S-4) of the Subject Series.

**Legal form of organization.** In 1987, data on the number of individual proprietorships/partnerships were published in the Geographic Area Series. In 1992, individual proprietorship/partnership data are published in the *Establishment and Firm Size* report (SC87-S-1) and in the *Nonemployer Statistics* report (SC87-N-1).

## EXPLANATION OF TERMS

**Establishments.** An establishment is a single physical location at which business is conducted. It is not necessarily identical with a company or enterprise, which may consist of one establishment or more. Statistics for service industries represent a summary of reports for individual establishments rather than companies. For cases where a census report was received, separate information was obtained for each location where business was conducted. When administrative records of other Federal agencies were used instead of a census report, no information was available on the number of locations operated. Estimates of this number were derived from a sample and are provided in the service industries report, *Miscellaneous Subjects* (SC92-S-5). Each census report was tabulated according to the physical location at which the business was conducted. The count of establishments represents those in business at any time during 1992. Appendix G provides a comparison of the number of establishments active any time during the year versus the number in business at the end of the year.

When two activities or more were carried on at a single location under a single ownership, all activities generally were grouped together as a single establishment. The

entire establishment was classified on the basis of its major activity and all data for it were included in that classification. However, when distinct and separate economic activities (for which different industry classification codes were appropriate) were conducted at a single location under a single ownership, and when conditions prescribed by the SIC manual for recognizing the existence of more than one establishment were met, separate establishment reports for each of the different activities were obtained in the census.

Leased service departments (separately owned businesses operated as departments or concessions of other service establishments or of retail businesses, such as a separately owned shoeshine parlor in a barber shop, or a beauty shop in a department store) are treated as separate service establishments for census purposes. Leased retail departments located in service establishments (e.g., a gift shop located in a hotel) are considered separate retail establishments.

**Firms.** A firm is a business organization or entity consisting of one domestic establishment (location) or more under common ownership or control. All establishments of subsidiary firms are included as part of the controlling firm. For the economic census, the terms "firm" and "company" are synonymous.

**Receipts (Basic dollar volume measure for service establishments of firms subject to Federal income tax).** Includes receipts from customers or clients for services rendered, from the use of facilities, and from merchandise sold during 1992 whether or not payment was received in 1992, except for health practitioners and legal, architectural, engineering, and surveying services, which reported on a cash basis (payments received in 1992 regardless of when services were rendered). Excise taxes on gasoline, liquor, tobacco, etc., which are paid by the manufacturer or wholesaler and passed on in the cost of goods purchased by the service establishment, are also included. Receipts from leasing of vehicles, equipment, etc., marketed under operating leases are included in receipts figures as well as the fair sales value of merchandise marketed in 1992 under capital, finance, or "full payout" leases. Receipts also include the total value of service contracts, amounts received for work subcontracted to others, and dues and assessments from members and affiliates.

Receipts are net after deductions for refunds and allowances for merchandise returned by customers. Receipts do not include sales, occupancy, admissions, or other taxes collected from customers and remitted directly by the firm to a local, State, or Federal tax agency, nor do they include income from such sources as contributions, gifts, and grants; dividends, interest, and investments; or sale or rental of real estate. Also excluded are rents from and receipts (gross as well as the establishment's share) of departments and concessions which are operated by others; sales of used equipment rented or leased to

customers; commissions from vending machine operators; and other nonoperating income such as royalties, franchise fees, etc.

Receipts in this report do not include service receipts of manufacturers, wholesalers, retail establishments, or other businesses whose primary activity is other than service. They do, however, include receipts other than from services rendered (e.g., sale of merchandise to individuals or other businesses) by establishments primarily engaged in performing services and classified in the service industries.

**Revenue (Basic dollar volume measure for firms exempt from Federal income tax).** Includes revenue from customers or clients for services rendered and merchandise sold during 1992, whether or not payment was received in 1992. Also included are income from interest, dividends, gross contributions, gifts, grants (whether or not restricted for use in operations), rents, royalties, dues and assessments from members and affiliates, and receipts from fundraising activities. Receipts from taxable business activities of firms exempt from Federal income tax (Unrelated Business Income) are also included in revenue.

Revenue does not include sales, admissions, or other taxes collected by the organization from customers or clients and paid directly to a local, State, or Federal tax agency; income from the sale of real estate, investments, or other assets (except inventory held for resale); gross receipts of departments, concessions, etc., that are operated by others; and amounts transferred to operating funds from capital or reserve funds.

**Expenses.** Expenses include payroll, employee benefits, interest, rent, payroll taxes, cost of supplies used for operation, depreciation expenses, fundraising expenses, contracted or purchased services, and other expenses charged to operations during 1992.

Expenses in this report exclude outlays for the purchase of real estate; construction and all other capital improvements; funds invested; assessments or dues paid to the parent or other chapters of the same organization; and, for fundraising organizations, funds transferred to charities and other organizations.

**Annual payroll.** Payroll includes all forms of compensation, such as salaries, wages, commissions, bonuses, vacation allowances, sick-leave pay, employee contributions to qualified pension plans, and the value of payments in kind (e.g., free meals and lodgings) paid during the year to all employees. Tips and gratuities received by employees from patrons and reported to employers are included. For corporations, payroll includes amounts paid to officers and executives; for unincorporated businesses, it does not include profit or other compensation of proprietors or partners. Payroll is reported before deductions for social security, income tax, insurance, union dues, etc. This definition of payroll is the same as that used by the Internal Revenue Service (IRS) on form 941.

**First-quarter payroll.** This item consists of payroll, as defined above, paid to persons employed at any time during the quarter January to March 1992.

**Paid employees for pay period including March 12.** Paid employees consist of the full- and part-time employees, including salaried officers and executives of corporations, who were on the payroll during the pay period including March 12. Included are employees on paid sick leave, paid holidays, and paid vacations; not included are proprietors and partners of unincorporated businesses. The definition of paid employees is the same as that used on IRS form 941.

**Auxiliary establishments.** Each company included in this census was asked to identify and separately report auxiliary locations whose primary functions were to manage, administer, service, or support the activities of the other establishments of the company. Data presented in this report do not include auxiliary establishments. Data for auxiliaries are presented in a subsequent report issued as part of the *1992 Enterprise Statistics* reports.

## KIND-OF-BUSINESS CLASSIFICATIONS

Services, as defined in Division I of the 1987 Standard Industrial Classification (SIC) manual, includes establishments primarily engaged in rendering a wide variety of services to individuals, business and government establishments, and other organizations.

Establishments covered by the census were assigned kind-of-business classifications according to the industry classifications defined in the 1987 SIC manual. When a more detailed classification than defined in the SIC manual was needed, additional kinds of business were identified within an SIC industry.

The basis for a kind-of-business classification is described above in Method of Classifying Kinds of Business. Descriptions of those kinds of business for which data are provided in this report follow.

### Hotels, Rooming Houses, Camps, and Other Lodging Places (SIC Major Group 70)

This group includes establishments engaged in providing lodging, or lodging and meals, and camping facilities. Hotels which provide accommodations for permanent residents (e.g., apartment hotels) and residential mobile home parks are classified in Real Estate, Major Group 65.

**Hotels and motels (SIC 7011).** Commercial establishments, known to the public as hotels, motor hotels, motels, or tourist courts, primarily engaged in providing lodging, or lodging and meals.

For large geographic areas, data are presented for the following subdivisions of this classification:

1. Hotels, 25 guestrooms or more.
2. Hotels, less than 25 guestrooms.
3. Motels, tourist courts.
4. Motor hotels.

The classification of individual establishments into hotels, motor hotels, and motels and tourist courts was based primarily on the respondents' self-designation.

**Rooming and boarding houses (SIC 702).** Establishments renting rooms, with or without board, on a fee basis. Homes for the elderly, for children, and for the handicapped that provide additional services, other than nursing care, are classified in Industry 8361, and homes that provide nursing and/or health-related care are classified in Industry Group 805. Rooming and boarding houses operated by membership organizations for their members only are classified in Industry 7041.

**Sporting and recreational camps (SIC 7032).** Sporting and recreational camps providing lodging and meals, or lodging only. Included are children's camps, fishing camps, hunting camps, and dude ranches. Day camps and sports instructional camps, such as baseball, basketball, or football camps, are classified in Industry 7999.

**Recreational vehicle parks and campsites (SIC 7033).** Establishments providing overnight or short-term sites for recreational vehicles, trailers, campers, or tents. Residential trailer and mobile home parks are classified in Real Estate, Major Group 65.

**Organization hotels and lodging houses, on membership basis (SIC 704).** Lodging houses and hotels operated by membership organizations for the benefit of their members and guests, and not open to the general public. Hotels operated by such organizations but open to the public are classified in Industry 7011. Residential homes for the elderly and others in need of residential, social, and personal care are classified in Industry 8361.

### Personal Services (SIC Major Group 72)

This group includes establishments primarily engaged in providing services generally to individuals, such as barber and beauty shops, drycleaning plants, laundries, and photographic studios. For establishments classified in Industry Group 721, collecting and distributing units (branch outlets, pickup stations, terminals, or depots) owned and operated by a firm which does its own laundry work are not classified as separate establishments. Data for these units are merged with data for the plant where the work is done.

**Power laundries, family and commercial (SIC 7211).**

Establishments primarily engaged in operating mechanical laundries with steam or other power. Excluded are establishments which have power laundry equipment but which are primarily engaged in a specialty, such as industrial laundering, linen rental, or diaper service. These establishments are classified in other categories within Industry Group 721. Independently owned agencies for laundry plants are classified in Industry 7212. Laundries using small power equipment of household type are classified in Industry 7219.

**Garment pressing, and agents for laundries and dry-cleaners (SIC 7212).**

Establishments primarily engaged in providing laundry and drycleaning services but which have the laundry and/or drycleaning work done by others. Establishments in this industry may do their own pressing or finishing work. Independently owned collecting and distributing agencies serving drycleaning plants or power laundries are included in this classification.

**Linen supply (SIC 7213).**

Establishments primarily engaged in supplying, on a rental basis, such laundered items as uniforms, aprons, table covers, bed linens, and towels. Establishments included in this classification may or may not operate their own laundry facilities.

**Coin-operated laundries and drycleaning (SIC 7215).**

Establishments primarily engaged in the operation of coin-operated or similar self-service laundry and/or drycleaning equipment. Included are establishments known as laundromats, launderettes, self-service drycleaners, etc. Establishments which operate such machinery in apartment houses, dormitories, and similar locations are included. Establishments which rent such machinery (e.g., to apartment houses) are classified in Industry 7359.

For large geographic areas, data are presented for the following subdivisions of this classification:

1. Coin-operated laundries and drycleaning stores.
2. Coin-operated laundry routes.

**Drycleaning plants, except rug cleaning (SIC 7216).**

Establishments primarily engaged in drycleaning or dyeing apparel and household fabrics other than rugs. Establishments primarily engaged in cleaning rugs are classified in Industry 7217. Independently owned agencies for cleaning plants are classified in Industry 7212. Establishments known as "tailor shops" or "cleaners" are included in this classification only if they do their own cleaning. Establishments primarily engaged in dyeing fabrics for the trade are classified in Manufacturing, Major Group 22.

**Carpet and upholstery cleaning (SIC 7217).**

Establishments primarily engaged in cleaning carpets and upholstered furniture. Establishments primarily engaged in rug repair are classified in Industry 7699, those primarily

engaged in reupholstering and repairing furniture are classified in Industry 7641, and those primarily engaged in building cleaning are classified in Industry 7349.

**Industrial launderers (SIC 7218).**

Establishments primarily engaged in supplying laundered or drycleaned work uniforms, wiping towels, protective apparel (gloves, flame resistant clothing, etc.), dust control items (treated mats or rugs, mops, cloths, etc.), and similar items to industrial, commercial, and government users. These items may belong to the industrial launderers and be supplied to users on a rental basis, or they may belong to the customers. Establishments included in this industry may or may not operate their own laundry or drycleaning facilities.

**Laundry and garment services, n.e.c. (SIC 7219).**

Establishments primarily engaged in furnishing other laundry services, including repair, alteration, and storage of clothes for individuals; diaper service; and hand laundries. Custom tailors, dressmakers, and fur shops making fur apparel to custom order are classified in Retail Trade.

**Photographic studios, portrait (SIC 722).**

Establishments primarily engaged in still or video portrait photography for the general public. Included in this classification are school, home, and transient portrait photographers. Establishments primarily engaged in commercial photography are classified in Industry 7335; those primarily engaged in video tape production other than portrait are classified in Industry 7812; and those primarily engaged in film developing and/or print processing for the trade or for the general public are classified in Industry 7384.

**Beauty shops (SIC 723).**

Establishments primarily engaged in providing beauty services or both beauty and barber services. Beauty and cosmetology schools are also included. Beauty shop concessions (owned and operated by concessionaires) in hotels, department stores, etc., are classified in this industry and treated as separate establishments. However, beauty shops owned by and operated as part of other businesses (e.g., hotels, department stores) are considered part of the main establishment.

**Barber shops (SIC 724).**

Establishments primarily engaged in providing barber and men's hair styling services. Barber colleges are also included. Barber shop concessions (owned and operated by concessionaires) in hotels, department stores, etc., are classified in this industry and treated as separate establishments. However, barber shops owned by and operated as part of other businesses (e.g., hotels, department stores) are considered part of the main establishment.

**Shoe repair shops and shoeshine parlors (SIC 725).**

Establishments primarily engaged in repairing footwear or shining shoes. Also included are establishments engaged in cleaning and blocking hats. Shoe repair and shoeshine departments (owned and operated by concessionaires) in

hotels, department stores, etc., are classified in this industry and treated as separate establishments. However, shoe repair shops and shoeshine parlors owned and operated as part of other businesses (e.g., hotels, department stores) are considered part of the main establishment.

**Funeral service and crematories (SIC 726).** Establishments primarily engaged in preparing the dead for burial, conducting funerals, and cremating the dead. Receipts include sales of funeral merchandise, such as caskets and burial clothing, and other services provided directly by the establishments. Also included in the receipts are reimbursements for cash advances made to other establishments for funeral-related merchandise sales and services, such as flowers. Cemeteries, and crematories operated in conjunction with cemeteries, are classified in Real Estate, Industry 6553; crematories and burial services for pets are classified in Agriculture, Industry 0752.

**Tax return preparation services (SIC 7291).** Establishments primarily engaged in providing tax return preparation services without also providing accounting, auditing, or bookkeeping services. Establishments providing tax return preparation services which also provide accounting, auditing, or bookkeeping services are classified in Industry 8721. Tax return preparation services (owned and operated by concessionaires) in department stores, etc., are classified in this industry and treated as separate establishments. However, tax return preparation services owned and operated as part of other businesses are considered part of the main establishment.

**Miscellaneous personal services, n.e.c. (SIC 7299).** Establishments primarily engaged in providing personal services, not elsewhere classified, such as saunas; steam and Turkish baths; costume and formal wear rental; operation of coin-operated personal service machines, such as weighing machines, public lockers (except cold storage), pay toilets, etc.; checkroom concessions; dating service; diet or weight reducing workshops; and tanning salons. Establishments operating coin-operated amusement machines, such as pinball machines and juke boxes, are classified in Industry 7993. The operation of physical fitness facilities, including health fitness spas and reducing salons, is classified in Major Group 70 if lodging is also provided and in Industry 7991 if lodging is not provided.

For large geographic areas, data are presented for the following subdivisions of this classification:

1. Massage parlors, tanning salons, and saunas.
2. Diet and weight reducing services.
3. Formal wear rental.
4. Other personal services, n.e.c.

### **Business Services (SIC Major Group 73)**

This group includes establishments primarily engaged in providing services, not elsewhere classified, to business establishments on a contract or fee basis.

**Advertising agencies (SIC 7311).** Establishments primarily engaged in preparing advertising (writing copy, artwork, graphics, and other creative work) and placing such advertising in periodicals, newspapers, radio, television, or other advertising media for clients on a contract or fee basis. Establishments which place advertising with media but perform no creative services (media buying services) are classified in Industry 7319. Establishments which write advertising copy but do not place the advertising with media are classified in Industry 8999. Establishments which provide commercial art, graphics, or other creative advertising services but do not place the advertising with media are classified in Industry Group 733. Establishments which solicit advertising for nonaffiliated radio, television, newspapers, or magazines are classified in Industry 7313.

**Outdoor advertising services (SIC 7312).** Establishments primarily engaged in the preparation of poster displays and painted and electric displays on billboards, panels, bulletins, and frames, principally outdoors. Such establishments may (as incidental services) construct, repair, and maintain display boards and may post advertisements. Sign painting shops are classified in Industry 7389. Shops which make neon signs to order are classified in Manufacturing. Establishments primarily engaged in erecting signs are classified in Construction.

**Radio, television, and publishers' advertising representatives (SIC 7313).** Establishments primarily engaged in soliciting advertising on a contract or fee basis for (nonaffiliated) newspapers, magazines, and other publications, or for radio and television stations. Advertising sales offices operated by the media are classified as auxiliaries.

For large geographic areas, data are presented for the following subdivisions of this classification:

1. Radio and television advertising representatives.
2. Publishers' advertising representatives.

**Advertising, n.e.c. (SIC 7319).** Establishments primarily engaged in furnishing advertising services, not elsewhere classified, such as handbill distribution, distribution of samples, and transit advertising. Establishments which provide commercial art, graphics, or other creative advertising services but do not place the advertising with the media, are classified in Industry Group 733. Establishments primarily engaged in direct mail advertising, compiling and selling mailing lists, and related services are classified in Industry 7331.

**Adjustment and collection services (SIC 7322).** Establishments primarily engaged in the collection or adjustment of claims other than insurance. Establishments providing insurance adjustment services are classified in Insurance, Major Group 64. Establishments providing debt counseling or adjustment services for individuals are classified in Industry 7299. Centralized charge services are classified in Finance, Major Group 61.

**Credit reporting services (SIC 7323).** Establishments primarily engaged in providing mercantile and consumer credit reporting services. Establishments primarily engaged in conducting personal investigations (background) and preparing reports for insurance companies and other business firms are classified in Industry 7389.

**Direct mail advertising services (SIC 7331).** Establishments primarily engaged in furnishing direct mail advertising services, such as creating, producing, and mailing direct mail advertising. This industry also includes establishments primarily engaged in compiling and selling mailing lists. Establishments primarily engaged in reproducing direct mail copy to order but also providing other direct mail advertising services are classified in Manufacturing if they print the copy, and in Industry 7334 if they duplicate the copy by photocopying or similar reproduction methods.

For large geographic areas, data are presented for the following subdivisions of this classification:

1. Mailing list compilers, brokers, and managers.
2. Direct mail advertising services, except mailing list services.

**Photocopying and duplicating services (SIC 7334).** Establishments primarily engaged in reproducing text, drawings, plans, maps, or other copy by blueprinting, photocopying, mimeographing, or other methods of duplication other than printing or microfilming. Printing, including "quick printing," is classified in Manufacturing, and microfilming is classified in Industry 7389.

For large geographic areas, data are presented for the following subdivisions of this classification:

1. Blueprinting and photocopying services.
2. Duplicating services, except printing and photocopying.

**Commercial photography (SIC 7335).** Establishments engaged in providing commercial photography services for advertising agencies, publishers, and other business and industrial users. Establishments engaged in still and video portrait photography are classified in Industry 7221, and those primarily engaged in mapmaking are classified in Industry 7389. Establishments primarily engaged in medical photography are classified in Industry 8099. Establishments primarily engaged in producing commercial video tape or films are classified in Industry 7812.

**Commercial art and graphic design (SIC 7336).** Establishments primarily engaged in providing commercial art or graphic design services for advertising agencies, publishers, and other business and industrial users. Producers of still and slide films are classified here. Establishments primarily engaged in art, except commercial and medical art, are classified in Industry 8999; those engaged in medical art are classified in Industry 8099; and those providing drafting services are classified in Industry 7389.

For large geographic areas, data are presented for the following subdivisions of this classification:

1. Commercial art.
2. Graphic arts and related design.

**Secretarial and court reporting services (SIC 7338).** Establishments primarily engaged in furnishing secretarial, typing, word processing, resume writing, and court reporting services.

**Disinfecting and pest control services (SIC 7342).** Establishments primarily engaged in providing disinfection and termite, insect, rodent, and other pest control generally in dwellings or other buildings. Establishments primarily engaged in pest control for lawns or agricultural production are classified in Agriculture.

**Building cleaning and maintenance services, n.e.c. (SIC 7349).** Establishments primarily engaged in furnishing building cleaning and maintenance services, not elsewhere classified, such as window cleaning, janitorial services, floor waxing, and office cleaning. General contractors and special trade contractors primarily engaged in building repair work, cleaning building exteriors by sand or steam blasting, or cleaning up after construction are classified in Construction.

**Medical equipment rental and leasing (SIC 7352).** Establishments primarily engaged in renting or leasing (except finance leasing) medical equipment. These establishments may also sell medical supplies, but establishments primarily engaged in selling medical supplies are classified in Wholesale or Retail Trade. Establishments primarily engaged in finance leasing are classified in Finance, Industry 6159.

**Heavy construction equipment rental and leasing (SIC 7353).** Establishments primarily engaged in renting or leasing (except finance leasing) heavy construction equipment, with or without operators. Establishments primarily engaged in finance leasing are classified in Finance, Industry 6159.

For large geographic areas, data are presented for the following subdivisions of this classification:

1. Rental and leasing of heavy construction equipment without operators.
2. Rental and leasing of heavy construction equipment with operators.

**Equipment rental and leasing, n.e.c. (SIC 7359).** Establishments primarily engaged in renting or leasing (except finance leasing) equipment, not elsewhere classified, such as tools, furniture, industrial equipment (except heavy construction), televisions, appliances, party supplies, etc. Establishments primarily engaged in finance leasing are classified in Finance, Industry 6159.

Establishments renting or leasing automobiles and trucks without drivers are classified in Industry Group 751; those renting with drivers, in Transportation. Establishments renting (or leasing) medical equipment are classified in Industry 7352; video tapes and cassettes, in Industry 7841; amusement and recreation items, such as bicycles, beach chairs, etc., in Industry 7999; personal items, such as formal wear, lockers (other than refrigerated), and pillows, in Industry 7299; commercial boats, in Water Transportation, Major Group 44. Direct leasing of machinery or equipment by the manufacturer is classified in Manufacturing or Wholesale Trade. Establishments primarily leasing computer time, including time-sharing services, are classified in Industry 7374; and those renting or leasing computers or data processing equipment, in Industry 7377.

For large geographic areas, data are presented for the following subdivisions of this classification:

1. Equipment rental, except rent-to-own.
2. Equipment leasing, except finance leasing.
3. Rent-to-own.

**Employment agencies (SIC 7361).** Establishments primarily engaged in providing placement and employment services for employers or those seeking employment. Modeling agencies and nurses' registries are included. Theatrical employment agencies are classified in Industry 7922; motion picture casting bureaus, in Industry 7819; and establishments engaged in furnishing help to other businesses, in Industry 7363.

**Help supply services (SIC 7363).** Establishments primarily engaged in supplying temporary or continuing help (except agricultural) to other businesses on a contract or fee basis. The help supplied is on the payroll of the supplying establishment but is under the direct or general supervision of the business to whom the help is furnished. Establishments primarily engaged in providing placement and employment services are classified in Industry 7361. Establishments which provide both management and staff to operate a business are classified according to the type of activity of the business. Establishments primarily engaged in furnishing personnel to perform a range of services in support of the operation of other establishments are classified in Industry 8744. Farm labor supply is classified in Agriculture, Industry 0761.

For large geographic areas, data are presented for the following subdivisions of this classification:

1. Temporary help supply.
2. Employee leasing.
3. Other help supply services.

**Computer programming services (SIC 7371).** Establishments primarily engaged in providing custom computer programming services on a contract or fee basis. These

establishments often perform a variety of additional services, such as computer software design and analysis, modification of existing software, and training in the use of custom software. Establishments primarily engaged in the development and marketing of prepackaged software are classified in Industry 7372. Computer processing services are classified in Industry 7374.

**Prepackaged software (SIC 7372).** Establishments primarily engaged in designing and developing prepackaged software, including operating, utility, and applications programs. These establishments may also prepare software documentation for the user, install software for the user, and train the user in the use of the software. Establishments primarily engaged in buying and selling prepackaged software are classified in Wholesale or Retail Trade. Custom computer software services, including computer code authors, are classified in Industry 7371.

**Computer integrated systems (SIC 7373).** Establishments primarily engaged in developing or modifying computer software and packaging or bundling the software with hardware (computers and peripheral equipment) to create an integrated system for specific application. These establishments are involved in all phases of systems development, from design through installation. Establishments primarily engaged in buying and selling computer software and/or hardware are classified in Wholesale or Retail Trade, and establishments primarily engaged in manufacturing computers and/or peripheral equipment are classified in Manufacturing.

**Computer processing and data preparation and processing services (SIC 7374).** Establishments primarily engaged in providing computer processing and data preparation services. Service may consist of complete processing and preparation of reports from data supplied by the customer, or it may be specialized, such as data entry or making data processing equipment available on an hourly or time-sharing basis.

**Information retrieval services (SIC 7375).** Establishments primarily engaged in providing on-line information retrieval services on a contract or fee basis. The information generally involves a range of subjects and is taken from other primary sources. Establishments which collect and originate the data are classified in the industry associated with that activity.

**Computer facilities management services (SIC 7376).** Establishments primarily engaged in providing on-site management and operation of computer and data processing facilities on a contract or fee basis. Establishments primarily engaged in providing computer and data processing at their own facilities are classified in Industry 7374.

**Computer rental and leasing (SIC 7377).** Establishments primarily engaged in renting or leasing (except finance) computers and related data processing equipment on the

customers' site, whether or not also providing maintenance or support services. Establishments primarily engaged in both manufacturing and leasing computers and related data processing equipment are classified in Division D, Manufacturing, and separate establishments owned by the manufacturer and primarily engaged in leasing are classified in Wholesale Trade. Establishments primarily engaged in finance leasing of computers and related data processing equipment are classified in Finance, Industry 6159, and those primarily engaged in leasing computer time are classified in Industry 7374.

**Computer maintenance and repair (SIC 7378).** Establishments primarily engaged in the maintenance and repair of computers and computer peripheral equipment.

**Computer related services, n.e.c. (SIC 7379).** Establishments primarily engaged in providing computer related services, not elsewhere classified, such as computer consulting, disk and diskette conversion, and tape recertification.

For large geographic areas, data are presented for the following subdivisions of this classification:

1. Computer consultants.
2. Miscellaneous computer services, n.e.c.

**Detective, guard, and armored car services (SIC 7381).** Establishments primarily engaged in providing detective, guard, and armored car services. Fingerprint service, polygraph service, and rental of dogs for protective service are included in this classification.

For large geographic areas, data are presented for the following subdivisions of this classification:

1. Detective agencies and guard services.
2. Armored car services.

**Security systems services (SIC 7382).** Establishments primarily engaged in monitoring and maintaining security systems devices, such as burglar and fire alarms. These establishments may also sell, lease, and/or install the security systems which they monitor and maintain. Establishments primarily engaged in the sales and installation, or installation only, of such devices are classified in Construction, Industry 1731.

**News syndicates (SIC 7383).** Establishments primarily engaged in providing news, pictures, features, and news reporting services to newspapers and periodicals. Separate establishments of newspaper and periodical publishers which are engaged in gathering news are classified as auxiliaries.

**Photofinishing laboratories (SIC 7384).** Establishments primarily engaged in developing film and photographic prints and enlargements. Data for retail outlets (kiosks),

which are owned and operated by photofinishing laboratories for the pickup and delivery of film, are merged with data for the laboratory which owns them and are not treated as separate establishments. Establishments primarily engaged in processing motion picture and video film for the motion picture and television industries are classified in Industry 7819.

For large geographic areas, data are presented for the following subdivisions of this classification:

1. Photofinishing laboratories, except "one-hour" (mini) labs.
2. "One-hour" (mini) photofinishing.

**Business services, n.e.c. (SIC 7389).** Establishments primarily engaged in furnishing business services, not elsewhere classified, such as auctioneers' establishments (service only), business brokers, drafting service, independent lecture bureaus, inspection service, printing brokers, notaries public, and shop window decoration or trimming, on a commission or fee basis.

For large geographic areas, data are presented for the following subdivisions of this classification:

1. Sign painting shops. Establishments primarily engaged in making signs to individual order or in doing office door and window lettering. Establishments primarily engaged in making signs other than on a custom basis and neon sign manufacturers are classified in Manufacturing.
2. Interior designing. Establishments primarily engaged in advising clients on the selection of furniture, draperies, rugs, and other interior decorations on a commission or fee basis. Establishments providing interior designing service but primarily engaged in the sale of merchandise, are not included. Painting and papering contractors who frequently call themselves "interior decorators" are classified in Construction.
3. Telephone answering services. Establishments primarily engaged in transmitting telephone messages to their clients. Paging services are classified in Communications.
4. Water softening and conditioning services. Establishments primarily engaged in softening water by chemical treatment or other methods.
5. Packaging and labeling services. Establishments primarily engaged in packaging and labeling products, on a contract or fee basis, in packages or other containers normally intended for retail distribution. Companies primarily engaged in packing, crating, and otherwise preparing goods for shipping are classified in Transportation.
6. Trading stamp services. Establishments primarily engaged in selling trading stamps or merchandise coupons to merchants. The redemption stores of trading stamp companies are classified as auxiliary to this industry.



7. Convention and trade show services. Establishments primarily engaged in providing a variety of services to conventions and trade shows on a contract or fee basis, including decoration services, registration services, promotion, and other administrative functions.
8. Private mail centers. Establishments primarily engaged in providing mailbox rental and other postal and mailing (except advertising) services. In addition, establishments may provide typing, photocopying, and FAX services, and may sell office supplies.
9. Miscellaneous business services, n.e.c. Establishments primarily engaged in furnishing business services, not elsewhere classified.

### **Automotive Repair, Services, and Parking (SIC Major Group 75)**

This group includes establishments primarily engaged in furnishing automotive repair, rental, leasing, parking, and other services. Similar facilities owned and operated by concerns for their own use and not available to the general public are treated as auxiliary establishments of those concerns and are not included here. Automotive repair shops operated by establishments engaged in the sale of new automobiles are classified in Retail Trade, as are those operated by gasoline service stations (where sales of merchandise (including fuel) exceed repair receipts). Automobile driving instruction is classified in Industry 8299.

#### **Truck rental and leasing, without drivers (SIC 7513).**

Establishments primarily engaged in short-term rental or extended-term leasing (with or without maintenance) of trucks, truck tractors, or semitrailers without drivers. Establishments primarily engaged in renting or leasing, except finance leasing, of industrial trucks are classified in Industry 7359; those renting or leasing trucks with drivers are classified in Transportation, Industry Group 421; and those renting or leasing heavy construction and earth moving equipment are classified in Industry 7353. Establishments primarily engaged in finance leasing are classified in Finance, Major Group 61.

For large geographic areas, data are presented for the following subdivisions of this classification:

1. Truck rental, without drivers.
2. Truck leasing, except finance leasing.

**Passenger car rental (SIC 7514).** Establishments primarily engaged in short-term rental of passenger cars without drivers. Data for separate automotive rental offices or concessions (e.g., airport locations) in the same metropolitan area, for which a common fleet of cars is maintained, are merged and not considered as separate establishments. Establishments primarily engaged in renting automobiles with drivers are classified in Transportation, Industry 4119.

**Passenger car leasing (SIC 7515).** Establishments primarily engaged in extended-term leasing of passenger cars without drivers. These establishments may or may not provide maintenance of vehicles as part of the lease contract. Establishments primarily engaged in renting automobiles with drivers are classified in Transportation, Industry 4119. Establishments primarily engaged in finance leasing are classified in Finance, Major Group 61.

#### **Utility trailer and recreational vehicle rental (SIC 7519).**

Establishments primarily engaged in daily or extended-term rental of utility trailers and recreational vehicles. Establishments primarily engaged in renting motorcycles, bicycles, golf carts, gocarts, or recreational boats are classified in Industry 7999, and those engaged in renting airplanes are classified in Industry 7359. Establishments primarily engaged in the rental of mobile homes on site are classified in Real Estate, Industry 6515.

#### **Automobile parking (SIC 7521).**

Establishments primarily engaged in the temporary parking of automobiles usually on an hourly, daily, or monthly contract or fee basis. Excluded are municipal parking lots and lots operated by establishments or institutions primarily engaged in other activities (e.g., department stores, hospitals, restaurants). Valet parking is classified in Industry 7299. Establishments primarily engaged in extended or dead storage of automobiles are classified in Transportation, Industry 4226.

For large geographic areas, data are presented for the following subdivisions of this classification:

1. Parking lots.
2. Parking structures.

#### **Top, body, and upholstery repair shops and paint shops (SIC 7532).**

Establishments primarily engaged in the repair of automotive tops, bodies, and interiors, or automotive painting and refinishing. Also included in the industry are establishments primarily engaged in customizing automobiles, trucks, and vans, except on a factory basis. Those engaged in customizing automobiles, trucks, and vans on a factory basis are classified in Manufacturing, Industry Group 371.

For large geographic areas, data are presented for the following subdivisions of this classification:

1. Top and body repair shops.
2. Paint shops.

#### **Automotive exhaust system repair shops (SIC 7533).**

Establishments primarily engaged in the installation, repair, or sale and installation of automotive exhaust systems. The sale of mufflers, tailpipes, and catalytic converters is considered to be incidental to the installation of these products.

#### **Tire retreading and repair shops (SIC 7534).**

Establishments primarily engaged in repairing and retreading automotive tires. Establishments classified here may either retread customers' tires or retread tires for sale or exchange to the user or the trade.

**Automotive glass replacement shops (SIC 7536).** Establishments primarily engaged in the installation, repair, or sale and installation of automotive glass. The sale of the glass is considered incidental to the replacement.

**Automotive transmission repair shops (SIC 7537).** Establishments primarily engaged in the installation, repair, or sale and installation of automotive transmissions. The sale of transmissions and related parts is considered incidental to transmission installation or repair.

**General automotive repair shops (SIC 7538).** Establishments primarily engaged in general automotive repair, such as engine repair shops (except industrial truck engines), general repair and service garages, and diesel engine repair shops. Establishments primarily engaged in specialized repair of individual engine components, not elsewhere classified, are classified in Industry 7539. Establishments primarily engaged in repair of motorcycles are classified in Industry 7699.

For large geographic areas, data are presented for the following subdivisions of this classification:

1. General automotive repair shops, except diesel.
2. Diesel repair shops.

**Automotive repair shops, n.e.c. (SIC 7539).** Establishments primarily engaged in specialized automotive repair, not elsewhere classified, such as fuel service (carburetor repair), brake relining, front-end and wheel alignment, and radiator repair. Establishments primarily engaged in automotive welding are classified in Industry 7692.

For large geographic areas, data are presented for the following subdivisions of this classification:

1. Radiator repair.
2. Brake, front end, and wheel alignment.
3. Carburetor repair shops.
4. Automotive electrical repair shops.
5. Other automotive repair shops, n.e.c. Establishments primarily engaged in specialized automotive repairs, not elsewhere classified, such as frame repair, piston ring service and repair, speedometer repair, and heater and air-conditioning repair.

**Carwashes (SIC 7542).** Establishments primarily engaged in washing, waxing, and polishing motor vehicles or furnishing facilities for the self-service washing of motor vehicles.

**Automotive services, except repair and carwashes (SIC 7549).** Establishments primarily engaged in furnishing automotive services, except repair and carwashes, such as lubricating service, towing service, diagnostic service, undercoating service, and inspection service.

For large geographic areas, data are presented for the following subdivisions of this classification:

1. Lubrication shops.
2. Towing services.
3. Other automotive services, n.e.c.

### **Miscellaneous Repair Services (SIC Major Group 76)**

This group includes establishments primarily engaged in miscellaneous repair services, not elsewhere classified. Repair departments of retail dealers or manufacturers are not included unless operated as separate establishments and reported as such. This group does not include some repair services of which the more important are: repair to structures (classified in Construction); garment and shoe repair (classified in Major Group 72); automotive repair services (classified in Major Group 75); electronic computer and computer peripheral equipment repair services (classified in Industry 7378); ship and boat repair (classified in Manufacturing); and railroad repair (classified in Manufacturing).

**Radio and television repair shops (SIC 7622).** Establishments primarily engaged in repairing radios, televisions, phonographs, stereo equipment, and tape recorders. Also included are establishments engaged in installing and repairing television, amateur, and citizens' band antennas, and those engaged in installing and servicing similar equipment in homes, offices, boats, automobiles, or other vehicles. Establishments primarily engaged in installation, repair, or maintenance of radio and television broadcast transmitting antennas and towers are classified in Construction. Repair departments of radio and television dealers are not included here unless operated and reported as separate establishments.

**Refrigeration and air-conditioning service and repair shops (SIC 7623).** Establishments primarily engaged in servicing and repairing household and commercial electrical refrigerators and air-conditioning and refrigeration equipment. Establishments primarily engaged in servicing and repairing gas refrigeration equipment are classified in Industry 7699, and those repairing automotive air-conditioning equipment are classified in Industry 7539. Establishments primarily engaged in installing refrigeration and air-conditioning systems are classified in Construction.

**Electrical and electronic repair shops, n.e.c. (SIC 7629).** Establishments primarily engaged in servicing and repairing electrical and electronic equipment, not elsewhere classified, such as electrical household appliances (washing machines, vacuum cleaners, irons, toasters, etc.) and electrical and electronic industrial equipment. Electrical contractors and electrical shops engaged primarily in house wiring are included in Construction, Industry 1731. The repair of electric motors is classified in Industry 7694. Repair of electronic computers and computer peripheral equipment is classified in Industry 7378.

**Watch, clock, and jewelry repair (SIC 763).** Establishments primarily engaged in the repair of watches, clocks, or jewelry. Establishments primarily engaged in assembling watches from purchased parts are classified in Manufacturing, Industry 3873.

**Reupholstery and furniture repair (SIC 764).** Establishments primarily engaged in furniture reupholstery and repair. Establishments primarily engaged in selling upholstery materials, making slipcovers and draperies to order, or in upholstering new frames to individual order are classified in Retail Trade, as are establishments making furniture and cabinets on a custom basis.

**Welding repair (SIC 7692).** Establishments primarily engaged in repair work by welding, including automotive welding. Welding in connection with the manufacture of a product is classified in Manufacturing. Welding contractors doing welding work at construction sites are classified in Construction, Industry 1799.

**Armature rewinding shops (SIC 7694).** Establishments primarily engaged in rewinding armatures and rebuilding or repairing electric motors. Establishments classified here may either repair customers' equipment or repair their own equipment for sale or exchange to users or to the trade. Establishments primarily engaged in the repair of electrical appliances are classified in Industry 7629.

**Repair shops and related services, n.e.c. (SIC 7699).** Establishments primarily engaged in specialized repair services, not elsewhere classified, such as farm machinery and equipment repair; lawnmower, saw, knife, and tool sharpening and repair; bicycle repair; lock and gun repair; musical instrument repair; and the repair of typewriters. Repair services which involve primarily electrical or electronic equipment or components are classified in Industry 7629; however, primarily mechanical repair of electrically powered equipment, such as electric sewing machine repair, is included here.

For large geographic areas, data are presented for the following subdivisions of this classification:

1. Farm machinery and equipment repair.
2. Lawnmower and other small gasoline engine repair. Establishments primarily engaged in saw, knife, and tool sharpening are also included here.
3. Sewer and septic tank cleaning services. Establishments primarily engaged in cleaning or repairing sewers and septic tanks. Establishments which install septic tanks are classified in Construction.
4. Other repair and related services, n.e.c. Establishments primarily engaged in specialized repair services, not elsewhere classified, such as aircraft flight instrument repair (except electrical), blacksmith shops, bicycle repair, boiler repair, photographic equipment repair,

dental instrument repair, furnace and chimney cleaning, gunsmith shops, key duplicating shops, motorcycle repair, musical instrument tuning and repair, taxidermists, typewriter repair, umbrella repair, and venetian blind repair.

### **Motion Pictures (SIC Major Group 78)**

This group includes establishments producing and distributing motion pictures, exhibiting motion pictures in commercially operated theaters, and furnishing services to the motion picture industry. The term "motion pictures" includes similar productions for television or other media using film, tape, or other means.

**Motion picture and video tape production (SIC 7812).** Establishments primarily engaged in the production of theatrical and nontheatrical motion pictures and video tapes for exhibition or sale. Establishments engaged in both production and distribution of motion pictures are included here, as well as those engaged in the production of educational, industrial, and religious films. Establishments primarily engaged in motion picture and video tape reproduction are classified in Industry 7819.

For large geographic areas, data are presented for the following subdivisions of this classification:

1. Motion picture production, except for television.
2. Motion picture and tape production for television.

**Services allied to motion picture production (SIC 7819).** Establishments primarily engaged in performing auxiliary services to motion picture production, such as motion picture film processing, editing, and titling. Also included are casting bureaus, wardrobe and studio property rental, rental and repair of cameras and other motion picture equipment, stock footage film libraries, and television tape services (editing, transfers, etc.).

**Motion picture and video tape distribution (SIC 7822).** Establishments primarily engaged in the distribution (rental or sale) of theatrical and nontheatrical motion picture films or in the distribution of video tapes and disks, except to the general public. Establishments engaged in both distribution and production are classified in Industry 7812. Establishments primarily engaged in renting video tapes and disks to the general public are classified in Industry 7841, and those engaged in the sale of video tape and disks to individuals for personal or household use are classified in Retail Trade, Industry 5735.

For large geographic areas, data are presented for the following subdivisions of this classification:

1. Motion picture film exchanges.
2. Film and tape distribution for television.
3. Video tape wholesalers.

**Services allied to motion picture distribution (SIC 7829).** Establishments primarily engaged in performing auxiliary services to motion picture distribution, such as film delivery service, film purchasing and booking agencies, and film libraries.

**Motion picture theaters, except drive-in (SIC 7832).** Commercially operated theaters primarily engaged in the indoor exhibition of motion pictures.

**Drive-in motion picture theaters (SIC 7833).** Commercially operated theaters, commonly known as drive-in theaters, primarily engaged in the outdoor exhibition of motion pictures.

**Video tape rental (SIC 7841).** Establishments primarily engaged in renting recorded video tapes and disks to the general public for personal or household use. Establishments primarily engaged in renting video recorders and players are classified in Industry 7359. Establishments primarily engaged in selling recorded video tapes and disks to the general public are classified in Retail Trade, Industry 5735, and those engaged in the wholesale distribution of recorded video tapes and disks are classified in Industry 7822.

### **Amusement and Recreation Services, Except Motion Pictures (SIC Major Group 79)**

This group includes establishments primarily engaged in providing amusement, recreation, or entertainment services, not elsewhere classified. Gambling businesses, where legal, are also included in this Major Group; however, combined gambling and lodging facilities with 25 guestrooms or more are classified in Industry 7011. Establishments primarily engaged in operating museums, art galleries, arboreta, and botanical and zoological gardens are classified in Major Group 84.

**Dance studios, schools, and halls (SIC 791).** Establishments primarily engaged in operating public dance halls or ballrooms, dance studios, and dance schools. Establishments primarily engaged in renting facilities used as dance halls or ballrooms are classified in Real Estate, Industry 6512.

**Theatrical producers (except motion picture) and miscellaneous theatrical services (SIC 7922).** Establishments primarily engaged in providing live theatrical presentations, such as road companies and summer theaters. This industry also includes services allied with theatrical presentations, such as casting agencies; booking agencies for plays, artists, and concerts; scenery, lighting, and other equipment services; and theatrical ticket agencies. Also included in this industry are producers of live and taped radio programs and commercials and producers of live television programs.

For large geographic areas, data are presented for the following subdivisions of this classification:

1. Producers of live theatrical productions. Stock or repertory companies, whether or not operating their own theaters, are included here. Establishments primarily engaged in producing shows for dinner theaters but not operating the food service are also included here. Dinner theaters operating food service are classified in Retail Trade, Industry 5812.
2. Producers of radio and television shows, except tape producers. Establishments primarily engaged in producing shows for live presentation on radio and television. Producers of motion picture and television tape are classified in Industry 7812 and producers of radio tape in the subgroup Other theatrical services.
3. Artists' and entertainers' managers or agents, concert bureaus, and booking agents.
4. Other theatrical services. Establishments engaged in theatrical services, not elsewhere classified, such as ticket agencies; theatrical, television, and radio employment agencies; theatrical equipment rental and design; and lighting. Radio show tape producers are included here.

**Bands, orchestras, actors, and other entertainers and entertainment groups (SIC 7929).** Establishments primarily engaged in providing entertainment other than live theatrical presentations. These establishments include bands, orchestras, and entertainers.

For large geographic areas, data are presented for the following subdivisions of this classification:

1. Dance groups and artists.
2. Symphony orchestras, opera companies, and chamber music organizations.
3. Other music groups and artists. Dance and stage bands, orchestras (except symphony or chamber), combos, quintets, soloists, and similar musical organizations, groups, and artists.
4. Other entertainers and entertainment groups. Entertainers other than dance bands, symphony orchestras, dance groups, or similar musical and dance organizations.

**Bowling centers (SIC 7933).** Establishments primarily engaged in providing facilities for bowling.

**Professional sports clubs and promoters (SIC 7941).** Operators and promoters of professional and semiprofessional athletic clubs, promoters of athletic events, and managers of individual professional athletes. Receipts from radio or television broadcasts, from sales of players, from concession operators, and from noncustomer sources are not included in the total receipts for the activities

classified here. Establishments primarily engaged in renting stadiums and athletic fields to sports promoters and clubs are classified in Real Estate, Industry Group 651.

For large geographic areas, data are presented for the following subdivisions of this classification:

1. Baseball clubs.
2. Football clubs.
3. Other professional sports clubs.
4. Managers and promoters.

**Racing, including track operation (SIC 7948).** Promoters and participants in racing activities, including racetrack operators, operators of racing stables, jockeys, racehorse trainers, and race car owners and operators. Establishments which own racetracks but do not engage in promotion of racing events, are classified in Real Estate, Industry Group 651. Stables and kennels primarily engaged in breeding or boarding horses and dogs are classified in Agriculture, Industry 0752.

For large geographic areas, data are presented for the following subdivisions of this classification:

1. Auto racetrack operation.
2. Horse racetrack operation.
3. Dog racetrack operation.
4. Racing stables and racing, n.e.c.

**Physical fitness facilities (SIC 7991).** Establishments primarily engaged in operating reducing and other health clubs, spas, and similar facilities featuring exercise and other active physical fitness conditioning, whether or not on a membership basis. Establishments providing aerobic dance and exercise classes are also included here. Sports and recreation clubs are classified in Industry 7997 if operated on a membership basis, and in Industry 7992 or 7999 if open to the general public. Health resorts and spas providing lodging are classified in Major Group 70. Establishments that promote physical fitness through diet control are classified in Industry 7299.

For large geographic areas, data are presented for the following subdivisions of this classification:

1. Physical fitness centers, except gymnasiums and athletic clubs.
2. Gymnasiums and athletic clubs.

**Public golf courses (SIC 7992).** Privately operated establishments primarily engaged in the operation of golf courses open to the general public on a fee basis. Municipally owned and operated golf courses are not included. Membership golf and country clubs are classified in Industry 7997. Miniature golf courses and golf driving ranges are classified in Industry 7999.

**Coin-operated amusement devices (SIC 7993).** Establishments primarily engaged in operating coin-operated amusement devices either in their own or in other places of business. Such amusement devices include juke boxes, pinball machines, mechanical games, video games, slot machines (where legal), and similar types of amusement equipment. The amusement devices may also be operated by bills. Amusement arcades and parlors are also included. Establishments primarily engaged in rental of such devices are classified in Industry 7359.

**Amusement parks (SIC 7996).** Establishments known as amusement parks, theme parks, kiddie parks, etc., which group together a number of attractions, such as mechanical rides, amusement devices, refreshment stands, and picnic grounds. Individual ride operators or concessionaires operating within the park are classified in Industry 7999, as are carnivals operating without a fixed exhibition site. Owners of the park grounds (who do not operate the amusement parks) are classified in Real Estate, Industry Group 651.

**Membership sports and recreation clubs (SIC 7997).** Sports and recreation clubs which maintain facilities for use only by members and their guests, such as country, golf, tennis, yacht, and swimming clubs. Such establishments are classified here regardless of the proportion of receipts derived from food or liquor sales. Membership organizations engaged in civic, social, or fraternal activities are classified in Industry 864. Physical fitness facilities are classified in Industry 7991.

**Amusement and recreation services, n.e.c. (SIC 7999).** Establishments primarily engaged in the operation of sports, amusement, and recreation services, not elsewhere classified, such as bathing beaches, swimming pools, and riding academies and schools. Membership sports and recreation clubs not open to the general public are classified in Industry 7997.

For large geographic areas, data are presented for the following subdivisions of this classification:

1. Concession operators of amusement devices and rides. Concession operators of mechanical rides or of amusement devices in amusement parks, carnivals, circuses, or fairs; or operators of independently operated rides or devices of this type.
2. Carnivals and circuses. Establishments operating a group of amusement, service, and/or retail units, generally known as carnivals, which do not have any fixed exhibition site; or companies engaged in the operation of circuses having acrobatic and animal shows and individual circus acts. Side shows are included here. Individual performers in circuses are classified in Other entertainers and entertainment groups, a subgroup of Industry 7929.
3. Fairs. Establishments primarily engaged in arranging and operating the exhibitions and related activities

usually associated with county, State, or similar fairs. Carnivals and side shows which are part of the fairs but which are independently owned and operated are included in the subgroup Carnivals and circuses. Other independently owned and operated amusement device and ride concessions are included in the subgroup Concession operators of amusement devices and rides.

4. Roller skating rinks.
5. Ice skating rinks.
6. Other amusement and recreation services, n.e.c. Establishments primarily engaged in the commercial operation of sports, amusement, and recreation services, not elsewhere classified. Included are establishments engaged in instruction of sports or recreational activities, such as baseball, bridge, golf, judo, karate, skiing, swimming, and tennis. Also included are establishments renting articles for amusement and recreation, such as beach chairs and accessories, bicycles, golf carts, small boats and canoes, and saddle horses.

Other establishments in this classification include commercially operated bathing beaches, gambling establishments (where legal), golf driving ranges, miniature golf courses, riding academies and stables, shooting galleries, slot-car tracks, ski lifts, day camps, and establishments engaged in the commercial operation of swimming pools open to the general public for a fee. Municipally operated golf courses and swimming pools are excluded from this census. Privately owned tourist attractions, such as natural wonders or manmade exhibits, are included here. Museums, art galleries, and botanical and zoological gardens are included in Major Group 84.

### Health Services (SIC Major Group 80)

This group includes establishments primarily engaged in furnishing medical, surgical, and other health services to persons. Associations or groups, such as Health Maintenance Organizations (HMO's), primarily engaged in providing medical or other health services to members are included but those which only provide insurance covering hospitalization or medical costs are classified in Insurance, Major Group 63. Hospices providing medical services are also included in this Major Group and are classified according to the primary service provided. Health care facilities were primarily coded based on self-designation. Where multiple levels of care were indicated but were not apparently separate operations, the facility was generally classified based on the highest level of care provided. Veterinarians are classified in Agriculture, Industry Group 074.

**Offices and clinics of doctors of medicine (SIC 801).** Establishments of licensed practitioners having the degree of M.D. and engaged in the practice of general or specialized medicine and surgery. General medical clinics (staffed by licensed practitioners having M.D. degree) are also classified here.

Associations of physicians formed solely for sharing expenses (including payroll) are also included here. Receipts are not applicable for these associations since their operations are funded by reimbursements from member firms, and these funds are not considered operating receipts for medical services provided. However, their payroll and employment data are included in statistics presented for this category.

For large geographic areas, data are presented for the following subdivisions of this classification:

1. Offices of doctors of medicine. Includes offices as well as group clinics owned and operated by physicians for the purpose of carrying on their profession.
2. General medical clinics. Includes clinics not owned and operated by physicians associated for the purpose of carrying on their profession.

**Offices and clinics of dentists (SIC 802).** Establishments of licensed practitioners having the degree of D.D.S. (or D.D. Sc.) or D.M.D. and engaged in the practice of general or specialized dentistry, including dental surgery. Dental clinics are also classified here.

For large geographic areas, data are presented for the following subdivisions of this classification:

1. Offices of dentists. Includes offices as well as group clinics owned and operated by dentists associated for the purpose of carrying on their profession.
2. Dental clinics. Includes clinics not owned and operated by dentists associated for the purpose of carrying on their profession.

**Offices and clinics of doctors of osteopathy (SIC 803).** Establishments of licensed practitioners having the degree of D.O. and engaged in the practice of general or specialized osteopathic medicine and surgery.

For large geographic areas, data are presented for the following subdivisions of this classification:

1. Offices of osteopathic physicians.
2. Osteopathic clinics.

**Offices and clinics of chiropractors (SIC 8041).** Establishments of licensed practitioners having the degree of D.C. and engaged in the practice of chiropractic medicine.

**Offices and clinics of optometrists (SIC 8042).** Establishments of licensed practitioners having the degree of O.D. and engaged in the practice of optometry. Establishments where receipts are primarily from the sale of optical goods prescribed as a result of eye examinations performed at another establishment are classified in Retail Trade, Industry 5999.

**Offices and clinics of podiatrists (SIC 8043).** Establishments of licensed practitioners having the degree of D.P. and engaged in the practice of podiatry.

**Offices and clinics of health practitioners, n.e.c. (SIC 8049).** Establishments of health practitioners engaged in practice in health fields, not elsewhere classified, such as acupuncturists, midwives, nutritionists, physical and occupational therapists, and psychologists.

**Skilled nursing care facilities (SIC 8051).** Establishments primarily engaged in providing inpatient nursing and rehabilitative services to patients who require continuous health care but not hospital services. Care must be ordered by and under the direction of a physician. The staff must include a licensed nurse on duty continuously with a minimum of one full-time registered nurse on duty during each day shift. Included are establishments certified to deliver skilled nursing care under the Medicare and Medicaid programs.

**Intermediate care facilities (SIC 8052).** Establishments primarily engaged in providing inpatient nursing and rehabilitative services but not on a continuous basis. Staffing must include 24-hour per day personnel with a licensed nurse on duty full-time during each day shift. At least once a week, consultation with a registered nurse on the delivery of care is required. Included are facilities certified to deliver intermediate care under the Medicaid program.

**Nursing and personal care facilities, n.e.c. (SIC 8059).** Establishments primarily engaged in providing some nursing and/or health-related care to patients who do not require the degree of care and treatment that a skilled or intermediate care facility is designed to provide. Included are rest homes, convalescent homes, and other institutions where health care is a major element. Residential facilities, such as homes for the retarded and the elderly which provide personal care but where health care is incidental, are classified in Industry 8361.

**General medical and surgical hospitals (SIC 8062).** Establishments primarily engaged in providing general medical and surgical services and other hospital services. Specialty hospitals are classified in Industries 8063 and 8069.

**Psychiatric hospitals (SIC 8063).** Establishments primarily engaged in providing diagnostic medical services and inpatient treatment for the mentally ill. Establishments known as hospitals and primarily engaged in providing health care for the mentally retarded are classified in Industry 8051.

**Specialty hospitals, except psychiatric (SIC 8069).** Establishments primarily engaged in providing diagnostic services, treatment, and other hospital services for specialized categories of patients, except for the mentally ill.

**Medical laboratories (SIC 8071).** Establishments primarily engaged in providing professional analytic or diagnostic services to the medical profession or to the patient as

prescribed by a physician. Laboratories engaged in the manufacture of medical or pharmaceutical products are classified in Manufacturing. Laboratories engaged in commercial medical research are classified in Industry 8731, and those engaged in noncommercial medical research are classified in Industry 8733.

**Dental laboratories (SIC 8072).** Establishments primarily engaged in making dentures, artificial teeth, and orthodontic appliances to order for the dental profession. The manufacture of teeth other than to order is classified in Manufacturing. Establishments providing dental X-ray laboratory services are classified in Industry 8071.

**Home health care services (SIC 8082).** Establishments primarily engaged in providing skilled nursing or medical care in the home under supervision of a medical doctor. Establishments of registered or practical nurses engaged in the independent practice of their profession are classified in Industry 8049, and nurses' registries are classified in Industry 7361. Establishments primarily engaged in selling health care products for personal or household consumption are classified in Retail Trade, and those engaged in renting or leasing products for health care are classified in Industry 7352.

**Kidney dialysis centers (SIC 8092).** Establishments primarily engaged in providing kidney or renal dialysis services.

**Specialty outpatient facilities, n.e.c. (SIC 8093).** Establishments primarily engaged in outpatient care of a specialized nature, such as alcohol and drug treatment, birth control/family planning, etc., with permanent facilities and with medical staff to provide diagnosis, treatment, or both for patients who are ambulatory but do not require inpatient care.

**Health and allied services, n.e.c. (SIC 8099).** Establishments primarily engaged in providing health and allied services, n.e.c., such as blood banks, blood donor stations, childbirth preparation classes, medical photography and art, and oxygen tent services. Establishments of registered or practical nurses in independent practice are classified in Industry 8049. Ambulance services are classified in Transportation, Industry 4119.

## **Legal Services (SIC Major Group 81)**

This group includes establishments which are headed by members of the bar and are engaged in offering legal advice or legal services. Nonprofit legal services (including legal aid societies) are classified here. Associations of lawyers formed solely for the sharing of expenses (including payroll) and not for the purpose of jointly practicing their profession are also included. Receipts are not applicable for these associations since their operations are funded by reimbursements from member firms, and these

funds are not considered operating receipts for legal services provided. However, their payroll and employment data are included in statistics presented for this category.

### **Selected Educational Services (SIC's 823, 824, 829)**

This group includes libraries as well as establishments furnishing formal courses through correspondence, commercial, and trade schools. Elementary and secondary schools (Industry 8211); colleges, universities, and professional schools (Industry 8221); and junior colleges and technical institutes (Industry 8222) are out of scope of the census.

**Libraries (SIC 823).** Establishments primarily engaged in providing library services, including the circulation of books and other materials for reading, study, and reference.

**Data processing schools (SIC 8243).** Establishments primarily engaged in offering training in data processing (including data keying), computer programming, and in computer and peripheral equipment operation, maintenance, and repair.

**Business and secretarial schools (SIC 8244).** Establishments primarily engaged in offering courses in business machine operation, office procedures, and secretarial and stenographic skills.

**Vocational schools, n.e.c. (SIC 8249).** Establishments primarily engaged in offering specialized vocational courses, not elsewhere classified but not academic training. This industry includes apprentice training, aviation schools, commercial art schools, and practical nursing schools. Schools for the instruction of beauticians are classified in Industry 7231, and barber schools are classified in Industry 7241. Establishments primarily engaged in offering educational courses by mail are included here.

**Schools and educational services, n.e.c. (SIC 829).** Establishments primarily engaged in offering specialized educational courses and services, not elsewhere classified, such as music schools, drama schools, language schools, student exchange programs, and civil service and other short-term examination preparatory schools. Vocational counseling (excluding rehabilitation) is also included here. Educational testing is included in Industry 8748. Establishments primarily engaged in operating dance schools are classified in Industry 7911; those providing rehabilitation counseling are classified in Industry 8331; and those providing sports instruction in Industry 7999.

### **Social Services (SIC Major Group 83)**

This group includes establishments providing social services and rehabilitation services to those persons with social or personal problems requiring special services and to the physically challenged and the disadvantaged. Also

included are organizations soliciting funds to be used directly for these and related services, as well as community development and planning agencies. Government offices involved with the delivery of such services are out of scope of the census.

**Individual and family social services (SIC 832).** Establishments primarily engaged in providing one or more of a variety of individual and family social, counseling, welfare, or referral services, including refugee, disaster, and temporary relief services.

**Job training and vocational rehabilitation services (SIC 833).** Establishments primarily engaged in providing training, work experience, and vocational rehabilitation services for the unemployed, the underemployed, the physically challenged, and to persons who have a job market disadvantage because of lack of education or experience, skill obsolescence, or personal characteristics or problems. Included are upgrading and job development services, skill training, world-of-work orientation, and vocational rehabilitation counseling. Union apprentice training schools are classified in Industry 8249.

**Child day care services (SIC 835).** Establishments primarily engaged in care of infants or children, or in providing prekindergarten education, where medical care or delinquency correction is not a major element. These establishments may or may not have substantial educational programs and may care for older children when they are not in school. Establishments providing babysitting services are classified in Industry 7299. Head start centers operating in conjunction with elementary schools are classified in Industry 8211.

**Residential care (SIC 836).** Establishments primarily engaged in the provision of residential social and personal care for children, the elderly, and special categories of persons with some limits on ability for self-care but where medical care is not a major element. Included here are group foster homes; halfway group homes; homes for the retarded, the elderly, the deaf, and the blind; juvenile correctional homes; rehabilitation (residential) centers; and children's boarding homes. Boarding schools providing elementary and secondary education are classified in Industry 8211.

**Social services, n.e.c. (SIC 839).** Establishments primarily engaged in providing social services, not elsewhere classified, including community improvement, social change, and neighborhood development. Also included are organizations primarily engaged in soliciting contributions on their own account and administering appropriations and allocating funds among other agencies engaged in social welfare services; establishments primarily engaged in the prevention of criminal or antisocial behavior; and regional social service planning agencies. Establishments which raise funds on a contract basis are classified in Industry 7389. Civic, social, fraternal, and political organizations are included



in Major Group 86. Industrial development consulting and planning is classified in Industry 8748. Philanthropic trusts and foundations which are not actually engaged in providing social welfare services are classified in Finance, Industry 6732.

### **Museums, Art Galleries, and Botanical and Zoological Gardens (SIC Major Group 84)**

This major group includes commercial and noncommercial museums, art galleries, arboreta, and botanical and zoological gardens.

**Museums and art galleries (SIC 8412).** Establishments primarily engaged in the commercial or noncommercial operation of museums and art galleries. Historical, cultural, and educational societies whose functions are primarily providing attractions for the public are included here. Art galleries or art dealers primarily selling to the general public are classified in Retail Trade, Industry 5999.

**Arboreta and botanical or zoological gardens (SIC 8422).** Establishments primarily engaged in the commercial or noncommercial operation of arboreta and botanical and zoological gardens.

### **Selected Membership Organizations (SIC's 861, 862, 864, 869)**

This group includes organizations operating on a membership basis for the promotion of the interests of their members. Also included are organizations which are not operated on a membership basis but which promote the interests of a constituency or group of supporters. This group does not include business establishments operated by membership organizations, such as hotels open to the general public, golf and country clubs, fraternity and sorority houses, and credit unions. Such establishments are classified according to their primary activity.

Establishments of religious organizations operated for worship or for promotion of religious activities, such as churches, convents, and religious schools and missions, are classified in Industry 8661 and are out of scope of the census. Also excluded are Labor unions and similar labor organizations (Industry 8631) and Political organizations (Industry 8651).

**Business associations (SIC 861).** Membership organizations engaged in promoting business interests of their members, such as better business bureaus, boards of trade, chambers of commerce, industrial standards committees, merchants' associations, real estate boards, and trade associations. Membership organizations formed to carry out a specific business function, such as common marketing of crops or joint advertising, are classified according to the function performed.

**Professional membership organizations (SIC 862).** Membership organizations of professional persons formed for the advancement of the interests of their profession, such as bar associations, engineering associations, and scientific membership organizations.

### **Civic, social, and fraternal associations (SIC 864).**

Membership organizations engaged in civic, social, or fraternal activities, such as alumni associations, citizens' associations, fraternities, scout organizations, singing societies, university clubs, veterans' organizations, youth associations, and consumer education and public advocacy groups (except organizations primarily engaged in research). Bars and restaurants owned and operated by organizations for use by members and guests only are also classified here. Hotels and lodging houses operated by organizations for use by members and their guests only, including fraternity and sorority houses, are classified in Industry 7041. Membership sports and recreation clubs are classified in Industry 7997. Homeowner, tenant, and condominium associations primarily engaged in managing real estate are classified in Real Estate, Industry 6531.

**Membership organizations, n.e.c. (SIC 869).** Membership organizations, not elsewhere classified, such as athletic regulatory associations, automobile owners' associations, farm bureaus, historical clubs, and humane societies.

### **Engineering, Accounting, Research, Management, and Related Services (SIC Major Group 87)**

This group includes establishments primarily engaged in providing engineering, architectural, and surveying services; accounting, auditing, and bookkeeping services; research, development, and testing services; and management and public relations services.

**Engineering services (SIC 8711).** Establishments primarily engaged in providing professional engineering services. Establishments primarily providing and supervising their own engineering staff on temporary contract to other firms are included here. Establishments providing engineering but not supervisory, personnel are classified in Industry 7363. Photogrammetric engineering services are classified in Industry 8713.

**Architectural services (SIC 8712).** Establishments primarily engaged in providing professional architectural services. Landscape architectural services are classified in Agriculture, Industry 0781. Establishments primarily engaged in providing graphic arts and related design services are classified in Industry 7336, and those providing drafting services are classified in Industry 7389.

**Surveying services (SIC 8713).** Establishments primarily engaged in providing professional land, water, and aerial surveying services.

**Accounting, auditing, and bookkeeping services (SIC 8721).** Establishments primarily engaged in furnishing accounting, bookkeeping, and related auditing services. These establishments may use data processing and tabulating techniques as part of providing their services. However,

establishments primarily engaged in providing data processing and tabulating services are classified in Industry 7374. Establishments providing income tax return preparation services, without also furnishing accounting, auditing, or bookkeeping services, are classified in Industry 7291.

**Commercial physical and biological research (SIC 8731).**

Establishments primarily engaged in physical and biological research and development on a contract or fee basis. Noncommercial research establishments (funded by endowments, grants, or contributions) are classified in Industry 8733. Separate establishments of aircraft, guided missile, or spacecraft manufacturers primarily engaged in research and development on these products are classified in Manufacturing, Major Group 37.

For large geographic areas, data are presented for the following subdivisions of this classification:

1. Commercial physical research.
2. Commercial medical and biological research.

**Commercial economic, sociological, and educational research (SIC 8732).**

Establishments primarily engaged in performing business, marketing, opinion, and other economic, sociological, and educational research on a contract or fee basis. Noncommercial research establishments (funded by endowments, grants, or contributions) are classified in Industry 8733.

**Noncommercial research organizations (SIC 8733).** Establishments primarily engaged in performing research into and dissemination of information for public health, education, or general welfare. These establishments primarily operate on funds from endowments, contributions, and grants. Establishments which fund such research, although the actual research may be contracted out to other establishments, are also classified here.

**Testing laboratories (SIC 8734).** Establishments primarily engaged in providing testing services. Establishments performing clinical laboratory testing for the medical profession are classified in Industry 8071.

**Management services (SIC 8741).** Establishments primarily engaged in furnishing general or specialized management services on a day to day basis and on a contract or fee basis. Establishments classified here do not provide operating staff. Management and operation of a business, where operating staff as well as management is provided, is classified according to the activity of the establishment managed. Construction management services are classified here.

**Management consulting services (SIC 8742).** Establishments primarily engaged in furnishing operating counsel and assistance to managements of private, nonprofit, and public organizations. These establishments generally perform a variety of activities, such as strategic and organizational planning; financial planning and budgeting; marketing objectives and policies planning; information systems

planning, evaluation, and selection; human resources policies and practices planning; and production scheduling and control planning.

**Public relations services (SIC 8743).** Establishments primarily engaged in the preparation of materials, written or spoken, which are designed to promote the interests of their clients by attempting to influence the general public or other groups.

**Facilities support management services (SIC 8744).**

Establishments primarily engaged in furnishing personnel to perform a range of services in support of the operations of other establishments, or those engaged in providing a number of different continuing services, on a contract or fee basis, within other establishments. Establishments which provide management and staff to operate a business are classified according to the type of activity of the business. Establishments primarily providing one specialized service are classified in the specialized industry. Establishments primarily supplying temporary or continuing help (except agricultural) are classified in Industry 7363. Establishments which provide management services only (except agricultural) are classified in Industry 8741. Computer facilities management is classified in Industry 7376.

**Business consulting services, n.e.c. (SIC 8748).** Establishments primarily engaged in furnishing business consulting services, not elsewhere classified, on a contract or fee basis. Included are agricultural, economic, educational, and systems engineering consultants as well as city planners and testing services (educational or personnel).

**Services, Not Elsewhere Classified (SIC Major Group 89)**

Establishments primarily providing services, not elsewhere classified, such as artists (excluding commercial and medical artists), authors, scientific consultants (working on their own account), inventors, lecturers, music arrangers, newspaper columnists, radio commentators, song writers, weather forecasters, and writers.

There is evidence that among small employer establishments (for which kind-of-business information is obtained from administrative records), many service establishments are classified incorrectly in this industry because there is insufficient information to determine the correct kind-of-business classification. Therefore, the published data probably overstate the number of establishments and level of activity for this category.

For large geographic areas, data are presented for the following subdivisions of this classification:

1. Scientific and related consulting services, except environmental.
2. Environmental consulting.
3. Authors, composers, and other arts-related services.
4. Other services, n.e.c.

## Appendix B. **Sample Report Form and Instructions**

---

The sample report form and instructions are shown on the following pages.



# Appendix C.

## Kind-of-Business Titles and Reporting-Form Numbers

[Listed below are service industries kind-of-business titles and their corresponding reporting-form numbers. Requests for copies of any of these forms, including the inquiries used to classify establishments by kind of business, should be directed to the Business Division, Bureau of the Census, Washington, DC 20233]

SIC code	Title	Reporting form CB-	SIC code	Title	Reporting form CB-
<b>70</b>	<b>HOTELS, ROOMING HOUSES, CAMPS, AND OTHER LODGING PLACES</b>		<b>73</b>	<b>BUSINESS SERVICES—Con.</b>	
7011 pt.	Hotels, 25 guestrooms or more -----	7001	7377	Computer rental and leasing -----	7307
7011 pt.	Hotels, less than 25 guestrooms -----	7001	7378	Computer maintenance and repair -----	7307
7011 pt.	Motels, tourist courts -----	7001	7379 pt.	Computer consultants -----	7307
7011 pt.	Motor hotels -----	7001	7379 pt.	Miscellaneous computer services, n.e.c. -----	7307
702	Rooming and boarding houses -----	7002	7381 pt.	Detective agencies and guard services -----	7308
7032	Sporting and recreational camps -----	7002	7381 pt.	Armored car services -----	7308
7033	Recreational vehicle parks and campsites -----	7002	7382	Security systems services -----	7308
704	Organization hotels and lodging houses, on membership basis. -----	7002	7383	News syndicates -----	7308
			7384 pt.	Photofinishing laboratories, except "one-hour" (mini) labs -----	7303
			7384 pt.	"One-hour" (mini) photofinishing -----	7303
<b>72</b>	<b>PERSONAL SERVICES</b>		7389 pt.	Sign painting shops -----	7308
7211	Power laundries, family and commercial -----	7201	7389 pt.	Interior designing -----	7308
7212	Garment pressing, and agents for laundries and drycleaners -----	7201	7389 pt.	Telephone answering services -----	7308
7213	Linen supply -----	7201	7389 pt.	Water softening and conditioning services -----	7308
7215 pt.	Coin-operated laundries and drycleaning stores -----	7201	7389 pt.	Packaging and labeling services -----	7308
7215 pt.	Coin-operated laundry routes -----	7201	7389 pt.	Trading stamp services -----	7308
7216	Drycleaning plants, except rug cleaning -----	7201	7389 pt.	Convention and trade show services -----	7308
7217	Carpet and upholstery cleaning -----	7201	7389 pt.	Private mail centers -----	7308
7218	Industrial launderers -----	7201	7389 pt.	Miscellaneous business services, n.e.c. -----	7308
7219	Laundry and garment services, n.e.c. -----	7201			
722	Photographic studios, portrait -----	7303	<b>75</b>	<b>AUTOMOTIVE REPAIR, SERVICES, AND PARKING</b>	
723	Beauty shops -----	7202	7513 pt.	Truck rental, without drivers -----	7501
724	Barber shops -----	7202	7513 pt.	Truck leasing, except finance leasing -----	7501
725	Shoe repair shops and shoeshine parlors -----	7202	7514	Passenger car rental -----	7501
726	Funeral service and crematories -----	7202	7515	Passenger car leasing -----	7501
7291	Tax return preparation services -----	7202	7519	Utility trailer and recreational vehicle rental -----	7501
7299 pt.	Massage parlors, tanning salons, and saunas -----	7202	7521 pt.	Parking lots -----	7502
7299 pt.	Diet and weight reducing services -----	7202	7521 pt.	Parking structures -----	7502
7299 pt.	Formal wear rental -----	7202	7532 pt.	Top and body repair shops -----	7503
7299 pt.	Other personal services, n.e.c. -----	7202	7532 pt.	Paint shops -----	7503
<b>73</b>	<b>BUSINESS SERVICES</b>		7533	Automotive exhaust system repair shops -----	7503
7311	Advertising agencies -----	7301	7534	Tire retreading and repair shops -----	7503
7312	Outdoor advertising services -----	7301	7536	Automotive glass replacement shops -----	7503
7313 pt.	Radio and television advertising representatives -----	7301	7537	Automotive transmission repair shops -----	7503
7313 pt.	Publishers' advertising representatives -----	7301	7538 pt.	General automotive repair shops, except diesel -----	7503
7319	Advertising, n.e.c. -----	7301	7538 pt.	Diesel repair shops -----	7503
7322	Adjustment and collection services -----	7302	7539 pt.	Radiator repair -----	7503
7323	Credit reporting services -----	7302	7539 pt.	Brake, front end, and wheel alignment -----	7503
7331 pt.	Mailing list compilers, brokers, and managers -----	7303	7539 pt.	Carburetor repair shops -----	7503
7331 pt.	Direct mail advertising services, except mailing list services -----	7303	7539 pt.	Automotive electrical repair shops -----	7503
7334 pt.	Blueprinting and photocopying services -----	7303	7539 pt.	Other automotive repair shops, n.e.c. -----	7503
7334 pt.	Duplicating services, except printing and photocopying -----	7303	7542	Carwashes -----	7503
7335	Commercial photography -----	7303	7549 pt.	Lubrication shops -----	7503
7336 pt.	Commercial art -----	7303	7549 pt.	Towing services -----	7503
7336 pt.	Graphic arts and related design -----	7303	7549 pt.	Other automotive services, n.e.c. -----	7503
7338	Secretarial and court reporting services -----	7303	<b>76</b>	<b>MISCELLANEOUS REPAIR SERVICES</b>	
7342	Disinfecting and pest control services -----	7304	7622	Radio and television repair shops -----	7600
7349	Building cleaning and maintenance services, n.e.c. -----	7304	7623	Refrigeration and air-conditioning service and repair shops -----	7600
7352	Medical equipment rental and leasing -----	7305	7629	Electrical and electronic repair shops, n.e.c. -----	7600
7353 pt.	Rental and leasing of heavy construction equipment without operators -----	7305	763	Watch, clock, and jewelry repair -----	7600
7353 pt.	Rental and leasing of heavy construction equipment with operators -----	7305	764	Reupholstery and furniture repair -----	7600
7359 pt.	Equipment rental, except rent-to-own -----	7305	7692	Welding repair -----	7600
7359 pt.	Equipment leasing, except finance leasing -----	7305	7694	Armature rewinding shops -----	7600
7359 pt.	Rent-to-own -----	7305	7699 pt.	Farm machinery and equipment repair -----	7600
7361	Employment agencies -----	7306	7699 pt.	Lawnmower and other small gasoline engine repair -----	7600
7363 pt.	Temporary help supply -----	7306	7699 pt.	Sewer and septic tank cleaning services -----	7600
7363 pt.	Employee leasing -----	7306	7699 pt.	Other repair and related services, n.e.c. -----	7600
7363 pt.	Other help supply services -----	7306	<b>78</b>	<b>MOTION PICTURES</b>	
7371	Computer programming services -----	7307	7812 pt.	Motion picture production, except for television -----	7801
7372	Prepackaged software -----	7307	7812 pt.	Motion picture and tape production for television -----	7801
7373	Computer integrated systems -----	7307	7819	Services allied to motion picture production -----	7801
7374	Computer processing and data preparation and processing services -----	7307	7822 pt.	Motion picture film exchanges -----	7801
7375	Information retrieval services -----	7307	7822 pt.	Film and tape distribution for television -----	7801
7376	Computer facilities management services -----	7307	7822 pt.	Video tape wholesalers -----	7801
			7829	Services allied to motion picture distribution -----	7801
			7832	Motion picture theaters, except drive-in -----	7802
			7833	Drive-in motion picture theaters -----	7802
			7841	Video tape rental -----	7803

SIC code	Title	Reporting form CB-	SIC code	Title	Reporting form CB-
<b>79</b>	<b>AMUSEMENT AND RECREATION SERVICES, EXCEPT MOTION PICTURES AND MUSEUMS</b>		<b>81</b>	<b>LEGAL SERVICES</b>	
791	Dance studios, schools, and halls .....	7903	81 pt.	Offices of lawyers .....	8100
7922 pt.	Producers of live theatrical productions .....	7901	81 pt.	Legal aid societies and similar legal services .....	8100
7922 pt.	Producers of radio and television shows, except tape producers .....	7901	<b>823, 4, 9</b>	<b>SELECTED EDUCATIONAL SERVICES</b>	
7922 pt.	Artists' and entertainers' managers or agents, concert bureaus, and booking agents .....	7901		Libraries .....	8200
7922 pt.	Other theatrical services .....	7901	823	Data processing schools .....	8200
7929 pt.	Dance groups and artists .....	7901	8243	Business and secretarial schools .....	8200
7929 pt.	Symphony orchestras, opera companies, and chamber music organizations .....	7901	8244	Vocational schools, n.e.c. ....	8200
7929 pt.	Other music groups and artists .....	7901	8249	Schools and educational services, n.e.c. ....	8200
7929 pt.	Other entertainers and entertainment groups .....	7901	829		
7933	Bowling centers .....	7902	<b>83</b>	<b>SOCIAL SERVICES</b>	
7941 pt.	Baseball clubs .....	7902		Individual and family social services .....	8300
7941 pt.	Football clubs .....	7902	832	Job training and vocational rehabilitation services .....	8300
7941 pt.	Other professional sports clubs .....	7902	833	Child day care services .....	8300
7941 pt.	Managers and promoters .....	7902	835	Residential care .....	8300
7948 pt.	Auto racetrack operation .....	7902	836	Social services, n.e.c. ....	8300
7948 pt.	Horse racetrack operation .....	7902	839		
7948 pt.	Dog racetrack operation .....	7902	<b>84</b>	<b>MUSEUMS, ART GALLERIES, AND BOTANICAL AND ZOOLOGICAL GARDENS</b>	
7948 pt.	Racing stables and racing, n.e.c. ....	7902		Museums and art galleries .....	8400
7991 pt.	Physical fitness centers, except gymnasiums and athletic clubs .....	7903	8412	Arboreta and botanical or zoological gardens .....	8400
7991 pt.	Gymnasiums and athletic clubs .....	7903	8422		
7992	Public golf courses .....	7903	<b>86</b>	<b>SELECTED MEMBERSHIP ORGANIZATIONS</b>	
7993	Coin-operated amusement devices .....	7903		Business associations .....	8600
7996	Amusement parks .....	7902	861	Professional membership organizations .....	8600
7997	Membership sports and recreation clubs .....	7903	862	Civic, social, and fraternal associations .....	8600
7999 pt.	Concession operators of amusement devices and rides .....	7903	864	Membership organizations, n.e.c. ....	8600
7999 pt.	Carnivals and circuses .....	7903	869		
7999 pt.	Fairs .....	7903	<b>87</b>	<b>ENGINEERING, ACCOUNTING, RESEARCH, MANAGEMENT, AND RELATED SERVICES</b>	
7999 pt.	Roller skating rinks .....	7903		Engineering services .....	8701
7999 pt.	Ice skating rinks .....	7903	8711	Architectural services .....	8701
7999 pt.	Other amusement and recreation services, n.e.c. ....	7903	8712	Surveying services .....	8701
			8713	Accounting, auditing, and bookkeeping services .....	8702
<b>80</b>	<b>HEALTH SERVICES</b>		8721	Commercial physical research .....	8703
801 pt.	Offices of doctors of medicine .....	8001	8731 pt.	Commercial medical and biological research .....	8703
801 pt.	General medical clinics .....	8001	8732	Commercial economic, sociological, and educational research .....	8703
802 pt.	Offices of dentists .....	8002	8733	Noncommercial research organizations .....	8703
802 pt.	Dental clinics .....	8002	8734	Testing laboratories .....	8703
803 pt.	Offices of osteopathic physicians .....	8001	8741	Management services .....	8704
803 pt.	Osteopathic clinics .....	8001		Management consulting services .....	8704
8041	Offices and clinics of chiropractors .....	8001	8742	Public relations services .....	8704
8042	Offices and clinics of optometrists .....	8001	8743	Facilities support management services .....	8704
8043	Offices and clinics of podiatrists .....	8001	8744	Business consulting services, n.e.c. ....	8704
8049	Offices and clinics of health practitioners, n.e.c. ....	8001	8748		
8051	Skilled nursing care facilities .....	8003	<b>89</b>	<b>SERVICES, N.E.C.</b>	
8052	Intermediate care facilities .....	8003		Scientific and related consulting services, except environmental .....	8900
8059	Nursing and personal care facilities, n.e.c. ....	8003	8999 pt.	Environmental consulting .....	8900
8062	General medical and surgical hospitals .....	8004	8999 pt.	Authors, composers, and other arts-related services .....	8900
8063	Psychiatric hospitals .....	8004	8999 pt.	Other services, n.e.c. ....	8900
8069	Specialty hospitals, except psychiatric .....	8004			
8071	Medical laboratories .....	8005			
8072	Dental laboratories .....	8005			
8082	Home health care services .....	8006			
8092	Kidney dialysis centers .....	8006			
8093	Specialty outpatient facilities, n.e.c. ....	8006			
8099	Health and allied services, n.e.c. ....	8006			

## Appendix D. **Metropolitan Areas**

---

(Titles and definitions shown for MSA's, CMSA's, and PMSA's are those established by the Office of Management and Budget, as of June 30, 1993)

### **MONTANA**

#### **Billings, MT MSA**

Yellowstone County, MT

#### **Great Falls, MT MSA**

Cascade County, MT

# Appendix E.

## Percent of Receipts/Revenue Based on Administrative Records and Estimation for the State: 1992

**Table E-1. Firms Subject to Federal Income Tax**

[Includes only establishments with payroll. For meaning of abbreviations and symbols, and for more information on reliability of data, see introductory text. For explanation of terms and comparability of 1987 and 1992 censuses, see appendix A]

SIC code	Kind of business or operation	Percent of receipts —		SIC code	Kind of business or operation	Percent of receipts —	
		From administrative records <sup>1</sup>	Estimated <sup>2</sup>			From administrative records <sup>1</sup>	Estimated <sup>2</sup>
	<b>Total</b> .....	<b>28.8</b>	<b>7.0</b>	<b>73</b>	<b>Business services—Con.</b>		
<b>70 ex. 704</b>	<b>Hotels, rooming houses, camps, and other lodging places (except membership lodging)</b> .....	<b>11.1</b>	<b>5.1</b>	736	Personnel supply services .....	20.0	4.4
				7361	Employment agencies .....	62.2	37.8
				7363	Help supply services .....	14.8	.3
7011	Hotels and motels .....	10.3	4.6	7363 pt.	Temporary help supply .....	(D)	(D)
7011 pt.	Hotels .....	3.3	4.4	7363 pt.	Help supply, except temporary .....	(D)	(D)
7011 pt.	Hotels, 25 guestrooms or more .....	2.6	4.5				
7011 pt.	Hotels, less than 25 guestrooms .....	22.1	1.1	737	Computer programming, data processing, and other computer related services .....	5.0	8.4
7011 pt.	Motels, motor hotels, and tourist courts .....	20.7	4.9		Computer programming, prepackaged software, and integrated systems .....	7.4	4.8
7011 pt.	Motels, tourist courts .....	27.5	6.6	7371, 2, 3	Computer programming services .....	12.6	2.5
7011 pt.	Motor hotels .....	4.3	.9	7372	Prepackaged software .....	14.8	55.2
702, 3	Other lodging places .....	21.3	11.8	7373	Computer integrated systems .....	1.4	—
702	Rooming and boarding houses .....	25.9	—	7374, 5, 6	Data processing services .....	(D)	(D)
703	Camps and recreational vehicle parks .....	21.1	12.2	7374, 5	Computer processing, information retrieval .....	.5	13.7
				7376	Computer facilities management services .....	(D)	(D)
<b>72</b>	<b>Personal services</b> .....	<b>31.5</b>	<b>6.8</b>	7377, 8, 9	Computer rental and leasing, maintenance, and related services, n.e.c. ....	(D)	(D)
721	Laundry, cleaning, and garment services .....	17.7	2.8		Computer rental and leasing .....	—	—
7211	Power laundries, family and commercial* .....	4.8	—	7377	Computer maintenance and repair .....	12.5	—
7213	Linen supply* .....	.8	—	7378	Computer related services, n.e.c. ....	(D)	(D)
7215	Coin-operated laundries and drycleaning .....	33.4	5.7	7379	Miscellaneous business services .....	33.5	9.0
7216	Drycleaning plants, except rug cleaning* .....	43.2	3.5		Detective agencies and protective services .....	18.0	11.9
7217	Carpet and upholstery cleaning .....	31.3	8.9	738	Detective, guard, and armored car services .....	17.9	14.0
7218	Industrial launderers* .....	—	—	7381, 2	Security systems services .....	18.6	3.6
7212, 9	Other laundry, cleaning, and garment services* ..	5.7	14.2	7382	News syndicates .....	(D)	(D)
7212	Garment pressing, and agents for laundries and drycleaners .....	—	—	7383	Photofinishing laboratories* .....	7.7	4.4
7219	Laundry and garment services, n.e.c.* .....	5.7	14.2	7384	Business services, n.e.c. ....	(D)	(D)
				7389 pt.	Sign painting shops .....	65.4	3.1
722	Photographic studios, portrait .....	66.6	6.2	7389 pt.	Interior designing .....	92.7	7.3
723, 4	Beauty and barber shops .....	44.3	2.3	7389 pt.	Telephone answering services .....	23.9	8.8
723	Beauty shops .....	45.0	2.4	7389 pt.	Other business services .....	(D)	(D)
724	Barber shops .....	27.7	—				
725	Shoe repair shops and shoeshine parlors .....	21.2	—	<b>75</b>	<b>Automotive repair, services, and parking</b> .....	<b>31.0</b>	<b>5.7</b>
726	Funeral service and crematories .....	31.2	15.2	751	Automotive rental and leasing, without drivers .....	4.0	4.2
729	Miscellaneous personal services .....	33.3	16.4	7513	Truck rental and leasing, without drivers .....	(D)	(D)
7291	Tax return preparation services .....	28.5	5.5	7514, 5	Passenger car rental and leasing .....	(D)	(D)
7299	Miscellaneous personal services, n.e.c. ....	37.4	25.8	7514	Passenger car rental .....	4.7	—
				7515	Passenger car leasing .....	(D)	(D)
<b>73</b>	<b>Business services</b> .....	<b>26.4</b>	<b>12.6</b>	7519	Utility trailer and recreational vehicle rental .....	(D)	(D)
731	Advertising .....	22.2	11.6				
7311	Advertising agencies .....	15.6	20.4	752	Automobile parking .....	8.8	—
7312	Outdoor advertising services .....	20.8	—				
7313	Radio, television, publishers' advertising representatives .....	(D)	(D)	753	Automotive repair shops .....	37.3	5.7
7319	Advertising, n.e.c. ....	(D)	(D)	7532	Top, body, and upholstery repair shops and paint shops .....	34.4	4.8
732	Consumer credit reporting agencies, mercantile reporting agencies, and adjustment and collection agencies .....	42.9	9.2	7532 pt.	Top and body repair shops .....	34.6	4.9
7322	Adjustment and collection services .....	48.9	8.2	7538	Paint shops .....	14.4	—
7323	Credit reporting services .....	—	16.2	7538 pt.	General automotive repair shops .....	48.0	6.4
733	Mailing, reproduction, commercial art and photography, and stenographic services .....	42.8	22.8	7538 pt.	General automotive repair shops, except diesel .....	52.5	7.0
7331	Direct mail advertising services .....	8.1	3.1	7533, 4, 6, 7, 9	Diesel repair shops .....	33.4	4.4
7334	Photocopying and duplicating services .....	6.8	77.8	7533	Other automotive repair shops .....	23.3	5.6
7335, 6	Commercial photography, art, and graphics .....	55.3	5.8	7534	Automotive exhaust system repair shops .....	22.7	—
7335	Commercial photography .....	37.9	—	7536	Tire retreading and repair shops .....	20.1	5.7
7336	Commercial art and graphic design .....	67.9	9.9	7537	Automotive glass replacement shops .....	13.6	11.1
7338	Secretarial and court reporting services .....	74.5	5.2	7539	Automotive transmission repair shops .....	35.3	4.9
				7539 pt.	Automotive repair shops, n.e.c. ....	28.7	4.5
734	Services to dwellings and other buildings .....	61.2	10.5	7539 pt.	Radiator repair .....	29.4	16.6
7342	Disinfecting and pest control services .....	41.5	3.7	7539 pt.	Brake, front end, and wheel alignment .....	13.2	—
7349	Building cleaning and maintenance services, n.e.c. ....	62.3	10.9	7539 pt.	Automotive electrical and fuel system services .....	37.2	3.7
735	Miscellaneous equipment rental and leasing .....	26.5	36.0	754	Other automotive repair shops, n.e.c. ....	87.2	—
7352	Medical equipment rental and leasing .....	5.0	53.7	7542	Automotive services, except repair .....	26.9	7.9
7353	Heavy construction equipment rental and leasing ..	22.2	.8	7549	Carwashes .....	33.2	7.5
7359	Equipment rental and leasing, n.e.c. ....	34.4	41.4		Automotive services, except repair and carwashes .....	19.6	8.4

See footnotes at end of table.



**Table E-1. Firms Subject to Federal Income Tax – Con.**

[Includes only establishments with payroll. For meaning of abbreviations and symbols, and for more information on reliability of data, see introductory text. For explanation of terms and comparability of 1987 and 1992 censuses, see appendix A]

SIC code	Kind of business or operation	Percent of receipts –		SIC code	Kind of business or operation	Percent of receipts –	
		From administrative records <sup>1</sup>	Estimated <sup>2</sup>			From administrative records <sup>1</sup>	Estimated <sup>2</sup>
<b>76</b>	<b>Miscellaneous repair services</b> -----	<b>32.5</b>	<b>6.4</b>	<b>80</b>	<b>Health services</b> -----	<b>30.5</b>	<b>5.8</b>
762	Electrical repair shops -----	31.5	6.6	801	Offices and clinics of doctors of medicine -----	34.2	5.7
7622	Radio and television repair shops -----	42.3	—	8011 pt.	Offices of doctors of medicine -----	34.4	5.8
7623, 9	Other electrical and electronic repair shops -----	27.3	9.2	8011 pt.	General medical clinics -----	28.0	3.3
7623	Refrigeration and air-conditioning service and repair shops -----	11.2	17.1	802	Offices and clinics of dentists -----	50.0	2.4
7629	Electrical and electronic repair shops, n.e.c. ---	30.0	7.9	803	Offices and clinics of doctors of osteopathy -----	26.2	13.0
763	Watch, clock, and jewelry repair -----	—	—	804	Offices and clinics of other health practitioners ----	38.3	12.2
764	Reupholstery and furniture repair -----	48.8	2.3	8041	Offices and clinics of chiropractors -----	41.4	6.4
769	Miscellaneous repair and related services -----	31.7	6.7	8042	Offices and clinics of optometrists -----	33.0	22.7
7692	Welding repair -----	49.5	6.8	8043	Offices and clinics of podiatrists -----	27.7	—
7694	Armature rewinding shops -----	8.8	—	8049	Offices and clinics of health practitioners, n.e.c. --	46.0	4.0
7699	Repair shops and related services, n.e.c. -----	29.4	6.9	805	Nursing and personal care facilities -----	4.2	7.1
				8051	Skilled nursing care facilities -----	3.6	7.3
				8052	Intermediate care facilities -----	(D)	(D)
				8059	Nursing and personal care facilities, n.e.c. -----	(D)	(D)
				806	Hospitals -----	—	—
				8062	General medical and surgical hospitals -----	(D)	(D)
				8063, 9	Specialty hospitals -----	(D)	(D)
<b>78, 79, 84</b>	<b>Amusement and recreation services, including motion pictures and museums</b> -----	<b>31.0</b>	<b>6.4</b>	<b>807, 8, 9</b>	<b>Other health services</b> -----	<b>16.4</b>	<b>4.6</b>
781, 2	Motion picture production, distribution, and services --	.3	5.4	807	Medical and dental laboratories -----	16.8	6.9
783	Motion picture theaters -----	1.6	—	8071	Medical laboratories -----	8.4	9.4
7832	Motion picture theaters, except drive-in -----	1.6	—	8072	Dental laboratories -----	40.7	—
7833	Drive-in motion picture theaters -----	—	—	808	Home health care services -----	29.5	—
				809	Miscellaneous health and allied services, n.e.c. ---	11.7	4.8
				8092	Kidney dialysis centers -----	—	—
				8093	Specialty outpatient facilities, n.e.c. -----	10.6	2.5
				8099	Health and allied services, n.e.c. -----	15.7	13.2
				<b>81</b>	<b>Legal services</b> -----	<b>49.2</b>	<b>4.4</b>
784	Video tape rental -----	58.6	15.4	<b>823, 4, 9</b>	<b>Selected educational services</b> -----	<b>19.1</b>	<b>20.4</b>
792	Theatrical producers (except motion picture), bands, orchestras, and entertainers -----	33.5	42.3	823	Libraries -----	—	—
7922	Theatrical producers (except motion picture) and miscellaneous theatrical services -----	14.8	49.1	824	Vocational schools -----	21.2	25.3
7929	Bands, orchestras, actors, and other entertainers and entertainment groups -----	71.7	28.3	829	Schools and educational services, n.e.c. -----	17.1	15.8
				<b>83</b>	<b>Social services</b> -----	<b>47.5</b>	<b>16.7</b>
793	Bowling centers -----	32.2	7.5	835	Child day care services -----	55.4	20.2
79 ex. 792, 3; 84	Commercial sports and other amusement and recreation services, including museums -----	32.6	5.7	832, 3, 6, 9	Other social services -----	42.7	14.6
794	Commercial sports -----	18.3	5.5	<b>87 ex. 8733</b>	<b>Engineering, accounting, research, management, and related services (except noncommercial research organizations)</b> -----	<b>25.8</b>	<b>9.4</b>
7941	Professional sports clubs, managers, promoters -----	—	—	871	Engineering, architectural, and surveying services --	20.6	12.7
7948	Racing, including track operation -----	38.5	11.6	8711	Engineering services -----	18.8	16.8
79 ex. 792, 3, 4; 84	Other amusement and recreation services, including museums -----	32.7	5.7	8712	Architectural services -----	22.8	1.2
791	Dance studios, schools, and halls -----	23.5	—	8713	Surveying services -----	33.0	4.8
7991	Physical fitness facilities -----	28.5	11.6	872	Accounting, auditing, and bookkeeping services ----	40.3	6.4
7992	Public golf courses -----	27.9	14.1	873 ex. 8733	Research, development, and testing services (except noncommercial research organizations) ---	7.0	4.8
7993	Coin-operated amusement devices -----	26.9	1.2	8731	Commercial physical and biological research -----	(D)	(D)
7996	Amusement parks -----	85.9	—	8732	Commercial economic, sociological, and educational research -----	(D)	(D)
7997	Membership sports and recreation clubs -----	36.1	24.5	8734	Testing laboratories -----	5.2	1.7
7999, 84	Amusement and recreation services, including museums, n.e.c. -----	35.5	5.4	874	Management and public relations services -----	32.4	9.7
7999 pt.	Concession operators of amusement devices and rides -----	(D)	(D)	8741	Management services -----	28.5	16.2
7999 pt., 84	Carnivals, circuses, and fairs -----	(D)	(D)	8742	Management consulting services -----	26.7	3.5
	Other recreation and amusements, including museums -----	35.6	5.4	8743	Public relations services -----	39.5	—
				8744	Facilities support management services -----	—	—
				8748	Business consulting services, n.e.c. -----	63.9	3.8
				<b>89</b>	<b>Services, n.e.c.</b> -----	<b>19.0</b>	<b>7.0</b>

<sup>1</sup>Includes receipts information obtained from administrative records of other Federal agencies.

<sup>2</sup>Includes receipts information which was imputed based on historic company ratios or administrative records or on industry averages.

## Table E-2. Firms Exempt From Federal Income Tax

[Includes only establishments with payroll. For meaning of abbreviations and symbols, and for more information on reliability of data, see introductory text. For explanation of terms and comparability of 1987 and 1992 censuses, see appendix A]

SIC code	Kind of business or operation	Percent of revenue —		SIC code	Kind of business or operation	Percent of revenue —	
		From administrative records <sup>1</sup>	Estimated <sup>2</sup>			From administrative records <sup>1</sup>	Estimated <sup>2</sup>
	<b>Total</b> .....	<b>5.8</b>	<b>4.3</b>	<b>823, 4, 9</b>	<b>Selected educational services</b> .....	<b>(D)</b>	<b>(D)</b>
7032, 704	Camps and membership lodging .....	2.4	55.2	83	<b>Social services</b> .....	20.2	15.2
792, 7991 pt., 7997, 7999 pt., 84	<b>Selected amusement, recreation, and related services</b> .....	20.6	3.2	835	Child day care services .....	37.3	20.7
8011 pt.; 8021 pt.; 805, 6, 8, 9	<b>Selected health services</b> .....	.2	.9	832, 3, 6, 9	Other social services .....	19.5	15.0
8011 pt., 8021 pt., 805	Clinics of doctors of medicine and dentists .....	—	35.5	832	Individual and family social services .....	26.9	19.1
806	Hospitals .....	.1	.3	833	Job training and vocational rehabilitation services .....	5.1	19.6
8062	General medical and surgical hospitals .....	(D)	(D)	836	Residential care .....	19.4	10.4
8063, 9	Specialty hospitals .....	(D)	(D)	839	Social services, n.e.c. .....	23.0	10.9
808, 9	Other health services .....	2.7	7.7	<b>861, 2, 4, 9</b>	<b>Selected membership organizations</b> .....	<b>34.5</b>	<b>17.9</b>
8111 pt.	<b>Legal aid societies and similar legal services</b> .....	<b>(D)</b>	<b>(D)</b>	861	Business associations .....	44.5	11.8
				864	Civic, social, and fraternal associations .....	43.1	26.9
				862, 9	Other membership organizations .....	15.7	8.4
				<b>873, 4 ex.</b>	<b>Research, testing, and consulting services, except facilities support management services</b> .....	<b>4.7</b>	<b>3.1</b>
				<b>8744</b>			
				873	Research, development, and testing services .....	1.6	2.8
				874 ex.	Management and public relations services, except facilities support management services .....	20.8	4.5
				8744			

<sup>1</sup>Includes revenue information obtained from administrative records of other Federal agencies.

<sup>2</sup>Includes revenue information which was imputed based on historic company ratios or administrative records or on industry averages.

## Appendix F. Geographic Notes

---

### MONTANA

**Butte-Silver Bow (balance).** See “Butte-Silver Bow consolidated city.”

**Butte-Silver Bow consolidated city** is coextensive with Silver Bow County. It includes the city of Walkerville, which is not populous enough for separate tabulation. Therefore, “Butte-Silver Bow (balance),” which is a place equivalent, refers to the whole consolidated city.

# Appendix G.

## Establishments in Business Any Time During Year and Establishments in Business at End of Year for the State: 1992 and 1987

Table G-1. **Firms Subject to Federal Income Tax**

[Includes only establishments with payroll. For meaning of abbreviations and symbols, see introductory text. For explanation of terms and comparability of 1987 and 1992 censuses, see appendix A]

SIC code	Kind of business or operation	Establishments in business —			
		Any time during year		At end of year	
		1992	1987	1992	1987
	<b>Total</b> .....	<b>6 879</b>	<b>6 248</b>	<b>6 329</b>	<b>5 799</b>
<b>70 ex. 704</b>	<b>Hotels, rooming houses, camps, and other lodging places (except membership lodging)</b> .....	<b>564</b>	<b>498</b>	<b>515</b>	<b>459</b>
	Hotels and motels .....	478	437	437	404
7011	Hotels .....	170	122	162	112
7011 pt.	Hotels, 25 guestrooms or more .....	114	77	108	72
7011 pt.	Hotels, less than 25 guestrooms .....	56	45	54	40
7011 pt.	Motels, motor hotels, and tourist courts .....	308	315	275	292
7011 pt.	Motels, tourist courts .....	258	276	227	254
7011 pt.	Motor hotels .....	50	39	48	38
702, 3	Other lodging places .....	86	61	78	55
702	Rooming and boarding houses .....	8	8	8	5
703	Camps and recreational vehicle parks .....	78	53	70	50
<b>72</b>	<b>Personal services</b> .....	<b>596</b>	<b>657</b>	<b>541</b>	<b>620</b>
721	Laundry, cleaning, and garment services .....	165	161	151	147
7211	Power laundries, family and commercial* .....	10	7	9	7
7213	Linen supply* .....	5	8	5	6
7215	Coin-operated laundries and drycleaning .....	52	48	48	55
7216	Drycleaning plants, except rug cleaning* .....	50	48	45	46
7217	Carpet and upholstery cleaning .....	31	22	28	19
7218	Industrial launderers* .....	11	7	11	7
7212, 9	Other laundry, cleaning, and garment services* .....	6	10	5	7
722	Photographic studios, portrait .....	38	41	35	40
723, 4	Beauty and barber shops .....	241	300	218	286
723	Beauty shops .....	227	278	205	265
724	Barber shops .....	14	22	13	21
725	Shoe repair shops and shoeshine parlors .....	11	15	10	15
726	Funeral service and crematories .....	50	60	49	59
729	Miscellaneous personal services .....	91	80	78	73
7291	Tax return preparation services .....	41	43	35	40
7299	Miscellaneous personal services, n.e.c. .....	50	37	43	33
<b>73</b>	<b>Business services</b> .....	<b>853</b>	<b>711</b>	<b>773</b>	<b>636</b>
731	Advertising .....	40	37	35	34
7311	Advertising agencies .....	23	26	20	24
7312	Outdoor advertising services .....	11	5	10	5
7313	Radio, television, publishers' advertising representatives .....	3	3	3	3
7319	Advertising, n.e.c. .....	3	3	2	2
732	Consumer credit reporting agencies, mercantile reporting agencies, and adjustment and collection agencies .....	45	41	42	38
7322	Adjustment and collection services .....	37	28	35	27
7323	Credit reporting services .....	8	13	7	11
733	Mailing, reproduction, commercial art and photography, and stenographic services .....	75	53	70	48
7331	Direct mail advertising services .....	4	4	4	4
7334	Photocopying and duplicating services .....	10	12	10	11
7335, 6	Commercial photography, art, and graphics .....	28	14	25	13
7335	Commercial photography .....	9	4	9	4
7336	Commercial art and graphic design .....	19	10	16	9
7338	Secretarial and court reporting services .....	33	23	31	20
734	Services to dwellings and other buildings .....	235	194	207	171
7342	Disinfecting and pest control services .....	6	10	5	10
7349	Building cleaning and maintenance services, n.e.c. .....	229	184	202	161
735	Miscellaneous equipment rental and leasing .....	77	88	74	79
7352	Medical equipment rental and leasing .....	17	14	16	13
7353	Heavy construction equipment rental and leasing .....	12	19	12	17
7359	Equipment rental and leasing, n.e.c. .....	48	55	46	49
736	Personnel supply services .....	56	39	46	30
7361	Employment agencies .....	25	21	19	15
7363	Help supply services .....	31	18	27	15

See footnotes at end of table.

**Table G-1. Firms Subject to Federal Income Tax – Con.**

[Includes only establishments with payroll. For meaning of abbreviations and symbols, see introductory text. For explanation of terms and comparability of 1987 and 1992 censuses, see appendix A]

SIC code	Kind of business or operation	Establishments in business –			
		Any time during year		At end of year	
		1992	1987	1992	1987
<b>73</b>	<b>Business services – Con.</b>				
737	Computer programming, data processing, and other computer related services -----	122	70	112	67
7371, 2, 3	Computer programming, prepackaged software, and integrated systems -----	58	26	49	26
7371	Computer programming services -----	40	20	34	20
7372	Prepackaged software -----	11	–	8	–
7373	Computer integrated systems -----	7	6	7	6
7374, 5, 6	Data processing services -----	31	24	31	22
7374, 5	Computer processing, information retrieval -----	29	22	29	20
7376	Computer facilities management services -----	2	2	2	2
7377, 8, 9	Computer rental and leasing, maintenance, and related services, n.e.c. -----	33	20	32	19
7377	Computer rental and leasing -----	–	–	–	–
7378	Computer maintenance and repair -----	17	12	17	12
7379	Computer related services, n.e.c. -----	16	8	15	7
738	Miscellaneous business services -----	203	189	187	169
7381, 2	Detective agencies and protective services -----	34	39	34	34
7381	Detective, guard, and armored car services -----	27	33	27	29
7382	Security systems services -----	7	6	7	5
7383	News syndicates -----	3	4	3	4
7384	Photofinishing laboratories* -----	28	31	27	26
7389	Business services, n.e.c. -----	138	115	123	105
7389 pt.	Sign painting shops -----	17	10	15	10
7389 pt.	Interior designing -----	9	10	7	10
7389 pt.	Telephone answering services -----	14	8	14	8
7389 pt.	Other business services -----	98	87	87	77
<b>75</b>	<b>Automotive repair, services, and parking -----</b>	<b>701</b>	<b>608</b>	<b>634</b>	<b>555</b>
751	Automotive rental and leasing, without drivers -----	46	54	41	48
7513	Truck rental and leasing, without drivers -----	9	13	9	10
7514, 5	Passenger car rental and leasing -----	35	35	31	32
7519	Utility trailer and recreational vehicle rental -----	2	6	1	6
752	Automobile parking -----	16	13	15	13
753	Automotive repair shops -----	539	474	490	436
7532	Top, body, and upholstery repair shops and paint shops -----	166	131	152	121
7532 pt.	Top and body repair shops -----	161	121	147	111
7532 pt.	Paint shops -----	5	10	5	10
7538	General automotive repair shops -----	245	229	217	210
7538 pt.	General automotive repair shops, except diesel -----	210	205	185	187
7538 pt.	Diesel repair shops -----	35	24	32	23
7533, 4, 6, 7, 9	Other automotive repair shops -----	128	114	121	105
7533	Automotive exhaust system repair shops -----	25	24	24	21
7534	Tire retreading and repair shops -----	13	12	13	10
7536	Automotive glass replacement shops -----	23	20	21	19
7537	Automotive transmission repair shops -----	21	18	21	18
7539	Automotive repair shops, n.e.c. -----	46	40	42	37
7539 pt.	Radiator repair -----	11	8	11	7
7539 pt.	Brake, front end, and wheel alignment -----	13	13	12	11
7539 pt.	Automotive electrical and fuel system services -----	18	13	15	13
7539 pt.	Other automotive repair shops, n.e.c. -----	4	6	4	6
754	Automotive services, except repair -----	100	67	88	58
7542	Carwashes -----	58	42	50	35
7549	Automotive services, except repair and carwashes -----	42	25	38	23
<b>76</b>	<b>Miscellaneous repair services -----</b>	<b>289</b>	<b>282</b>	<b>261</b>	<b>268</b>
762	Electrical repair shops -----	60	60	57	57
7622	Radio and television repair shops -----	22	27	21	27
7623, 9	Other electrical and electronic repair shops -----	38	33	36	30
7623	Refrigeration and air-conditioning service and repair shops -----	7	4	7	4
7629	Electrical and electronic repair shops, n.e.c. -----	31	29	29	26
763	Watch, clock, and jewelry repair -----	–	2	–	2
764	Reupholstery and furniture repair -----	27	30	24	29
769	Miscellaneous repair and related services -----	202	190	180	180
7692	Welding repair -----	46	52	37	49
7694	Armature rewinding shops -----	8	10	8	9
7699	Repair shops and related services, n.e.c. -----	148	128	135	122
<b>78, 79, 84</b>	<b>Amusement and recreation services, including motion pictures and museums -----</b>	<b>678</b>	<b>550</b>	<b>619</b>	<b>500</b>
781, 2	Motion picture production, distribution, and services -----	17	15	16	14
783	Motion picture theaters -----	62	65	60	62
7832	Motion picture theaters, except drive-in -----	57	57	55	54
7833	Drive-in motion picture theaters -----	5	8	5	8
784	Video tape rental -----	93	86	80	74
792	Theatrical producers (except motion picture), bands, orchestras, and entertainers -----	16	15	13	15
7922	Theatrical producers (except motion picture) and miscellaneous theatrical services -----	9	9	8	9
7929	Bands, orchestras, actors, and other entertainers and entertainment groups -----	7	6	5	6
793	Bowling centers -----	64	67	57	57

See footnotes at end of table.

**G–2 APPENDIX G**

**SERVICE INDUSTRIES—GEOGRAPHIC AREA SERIES**

**Table G-1. Firms Subject to Federal Income Tax – Con.**

[Includes only establishments with payroll. For meaning of abbreviations and symbols, see introductory text. For explanation of terms and comparability of 1987 and 1992 censuses, see appendix A]

SIC code	Kind of business or operation	Establishments in business –			
		Any time during year		At end of year	
		1992	1987	1992	1987
<b>78, 79, 84</b>	<b>Amusement and recreation services, including motion pictures and museums—Con.</b>				
79 ex. 792, 3, 84	Commercial sports and other amusement and recreation services, including museums .....	426	302	393	278
794	Commercial sports .....	10	10	9	9
7941	Professional sports clubs, managers, promoters .....	4	5	4	5
7948	Racing, including track operation .....	6	5	5	4
79 ex. 792, 3, 4, 84	Other amusement and recreation services, including museums .....	416	292	384	269
791	Dance studios, schools, and halls .....	13	12	12	11
7991	Physical fitness facilities .....	48	39	43	34
7992	Public golf courses .....	20	16	20	16
7993	Coin-operated amusement devices .....	46	31	41	30
7996	Amusement parks .....	4	4	4	3
7997	Membership sports and recreation clubs .....	26	33	24	31
7999, 84	Amusement and recreation services, including museums, n.e.c. ....	259	157	240	144
<b>80</b>	<b>Health services .....</b>	<b>1 490</b>	<b>1 441</b>	<b>1 410</b>	<b>1 364</b>
801	Offices and clinics of doctors of medicine .....	599	617	569	584
8011 pt.	Offices of doctors of medicine .....	588	605	558	572
8011 pt.	General medical clinics .....	11	12	11	12
802	Offices and clinics of dentists .....	397	426	375	411
803	Offices and clinics of doctors of osteopathy .....	12	10	11	9
804	Offices and clinics of other health practitioners .....	322	258	309	243
8041	Offices and clinics of chiropractors .....	117	94	112	89
8042	Offices and clinics of optometrists .....	103	94	100	89
8043	Offices and clinics of podiatrists .....	16	14	15	12
8049	Offices and clinics of health practitioners, n.e.c. ....	86	56	82	53
805	Nursing and personal care facilities .....	45	40	38	35
8051	Skilled nursing care facilities .....	39	32	33	28
8052	Intermediate care facilities .....	2	5	1	5
8059	Nursing and personal care facilities, n.e.c. ....	4	3	4	2
806	Hospitals .....	4	5	4	4
807, 8, 9	Other health services .....	111	85	104	78
807	Medical and dental laboratories .....	51	49	47	43
8071	Medical laboratories .....	21	18	20	16
8072	Dental laboratories .....	30	31	27	27
808	Home health care services .....	18	7	17	7
809	Miscellaneous health and allied services, n.e.c. ....	42	29	40	28
8092	Kidney dialysis centers .....	—	—	—	—
8093	Specialty outpatient facilities, n.e.c. ....	22	17	20	17
8099	Health and allied services, n.e.c. ....	20	12	20	11
<b>81</b>	<b>Legal services .....</b>	<b>569</b>	<b>553</b>	<b>530</b>	<b>518</b>
<b>823, 4, 9</b>	<b>Selected educational services .....</b>	<b>26</b>	<b>17</b>	<b>22</b>	<b>15</b>
823	Libraries .....	—	1	—	1
824	Vocational schools .....	7	7	7	7
829	Schools and educational services, n.e.c. ....	19	9	15	7
<b>83</b>	<b>Social services .....</b>	<b>287</b>	<b>155</b>	<b>252</b>	<b>140</b>
835	Child day care services .....	187	98	158	90
832, 3, 6, 9	Other social services .....	100	57	94	50
<b>87 ex. 8733</b>	<b>Engineering, accounting, research, management, and related services (except noncommercial research organizations) .....</b>	<b>776</b>	<b>711</b>	<b>725</b>	<b>665</b>
871	Engineering, architectural, and surveying services .....	251	238	233	230
8711	Engineering services .....	140	117	128	111
8712	Architectural services .....	63	71	60	70
8713	Surveying services .....	48	50	45	49
872	Accounting, auditing, and bookkeeping services .....	342	324	318	296
873 ex. 8733	Research, development, and testing services (except noncommercial research organizations) .....	40	31	38	30
8731	Commercial physical and biological research .....	10	9	9	8
8732	Commercial economic, sociological, and educational research .....	11	8	10	8
8734	Testing laboratories .....	19	14	19	14
874	Management and public relations services .....	143	118	136	109
8741	Management services .....	59	40	56	40
8742	Management consulting services .....	50	47	48	45
8743	Public relations services .....	4	9	4	8
8744	Facilities support management services .....	—	1	—	1
8748	Business consulting services, n.e.c. ....	30	21	28	15
<b>89</b>	<b>Services, n.e.c. ....</b>	<b>50</b>	<b>65</b>	<b>47</b>	<b>59</b>

## Table G-2. Firms Exempt From Federal Income Tax

[Includes only establishments with payroll. For meaning of abbreviations and symbols, see introductory text. For explanation of terms and comparability of 1987 and 1992 censuses, see appendix A]

SIC code	Kind of business or operation	Establishments in business —			
		Any time during year		At end of year	
		1992	1987	1992	1987
	<b>Total .....</b>	<b>1 350</b>	<b>1 170</b>	<b>1 284</b>	<b>1 111</b>
<b>7032, 704</b>	<b>Camps and membership lodging .....</b>	<b>25</b>	<b>25</b>	<b>21</b>	<b>20</b>
<b>792, 7991 pt., 7997, 7999 pt., 84</b>	<b>Selected amusement, recreation, and related services .....</b>	<b>90</b>	<b>63</b>	<b>88</b>	<b>62</b>
792	Theatrical producers (except motion picture), bands, orchestras, and entertainers .....	22	14	22	13
7991 pt., 7997	Gymnasiums, athletic clubs, and membership sports and recreation clubs .....	40	28	38	28
7999 pt., 84	Fairs .....	5	2	5	2
	Museums, art galleries, and botanical and zoological gardens .....	23	19	23	19
<b>8011 pt.; 8021 pt.; 805, 6, 8, 9</b>	<b>Selected health services .....</b>	<b>193</b>	<b>169</b>	<b>187</b>	<b>169</b>
8011 pt., 8021 pt.	Clinics of doctors of medicine and dentists .....	13	19	12	19
805	Nursing and personal care facilities .....	31	27	31	27
806	Hospitals .....	61	63	60	63
808, 9	Other health services .....	88	60	84	60
808	Home health care services .....	8	9	8	9
809	Miscellaneous health and allied services, n.e.c. ....	80	51	76	51
<b>8111 pt.</b>	<b>Legal aid societies and similar legal services .....</b>	<b>10</b>	<b>8</b>	<b>10</b>	<b>8</b>
<b>823, 4, 9</b>	<b>Selected educational services .....</b>	<b>22</b>	<b>14</b>	<b>20</b>	<b>14</b>
<b>83</b>	<b>Social services .....</b>	<b>499</b>	<b>420</b>	<b>479</b>	<b>405</b>
835	Child day care services .....	73	60	67	58
832, 3, 6, 9	Other social services .....	426	360	412	347
<b>861, 2, 4, 9</b>	<b>Selected membership organizations .....</b>	<b>464</b>	<b>447</b>	<b>436</b>	<b>411</b>
861	Business associations .....	83	77	79	74
864	Civic, social, and fraternal associations .....	277	287	260	260
862, 9	Other membership organizations .....	104	83	97	77
<b>873, 4 ex. 8744</b>	<b>Research, testing, and consulting services, except facilities support management services .....</b>	<b>47</b>	<b>24</b>	<b>43</b>	<b>22</b>
873	Research, development, and testing services .....	30	20	28	18
8731	Commercial physical and biological research .....	—	—	—	—
8732	Commercial economic, sociological, and educational research .....	7	4	6	4
8733	Noncommercial research organizations .....	23	16	22	14
8734	Testing laboratories .....	—	—	—	—
874 ex. 8744	Management and public relations services, except facilities support management services .....	17	4	15	4

# Publication Program

## 1992 CENSUS OF SERVICE INDUSTRIES

Publications of the 1992 Census of Service Industries containing data on service industries establishments in the United States are described below. Publication order forms for specific reports may be obtained from any Department of Commerce district office or from Data User Services Division, Customer Services, Bureau of the Census, Washington, DC 20233-8300. The first results were issued in press releases. Final detailed statistics are issued in separate paperbound reports and compact disc-read only memory (CD-ROM).

### Final Reports

#### Geographic area series—52 reports (SC92-A-1 to -52)

A separate paperbound report containing data for establishments with payroll is published for each State, the District of Columbia, and the United States. For establishments of firms subject to Federal income tax, each State report presents general statistics on number of establishments, receipts, payroll, and employment, by varied service classifications, for the State, metropolitan areas (MA's), counties, and places with 350 service establishments or more, by kind of business. Greater kind-of-business detail is shown for larger areas. In addition, for places with 2,500 inhabitants or more and for all counties, statistics are provided on number of establishments and receipts for 10 major kind-of-business groups. For establishments of firms exempt from Federal income tax, each State report presents statistics on number of establishments, revenue, payroll, and employment by varied service classifications, for the State and MA's. Greater kind-of-business detail is shown for larger areas.

The United States Summary report presents data for the United States as a whole for establishments with payroll of firms subject to Federal income tax, as well as those exempt from Federal income tax, for detailed kind-of-business classifications. Statistics on number of establishments and receipts/revenue are also shown for States and MA's by kind of business.

For each State, the District of Columbia, and the United States, 1992 data are provided on receipts/revenue and employees per establishment and on receipts/revenue and payroll per employee. Comparative statistics showing percent changes in receipts/expenses and payroll between 1987 and 1992 also are shown.

#### Nonemployer statistics series—1 report (SC92-N-1)

This report includes data by kind of business for all establishments, establishments with payroll, and establishments without payroll for the United States and States. Also presented are statistics for establishments without payroll including number of establishments and receipts/revenue by varied service classifications for MA's.

Similar data for counties and places with 2,500 inhabitants or more are available on electronic media only.

#### Subject series—5 reports (SC92-S-1 to -5)

The *Establishment and Firm Size* report (SC92-S-1) presents data for establishments with payroll, based on size of establishment, size of company or firm, and legal form of organization. Establishment statistics are presented by receipts/revenue size and by employment size; statistics for firms, by receipts/revenue size (including concentration by largest firms), by employment size, and by number of establishments operated (single units and multiunits). Statistics are presented by kind of business on the number of establishments, receipts/revenue, payroll, and employment for the United States.

The *Capital Expenditures, Depreciable Assets, and Operating Expenses* report (SC92-S-2) presents data for firms with payroll for the United States by major kind of business. Operating expenses include annual payroll, supplemental labor costs, purchased services, etc. Receipts data also are provided.

Three other reports (*Hotels, Motels, and Other Lodging Places* (SC92-S-3), *Sources of Receipts or Revenue* (SC92-S-4), and *Miscellaneous Subjects* (SC92-S-5)) present data for the United States as a whole and, where feasible, for States and MA's.

### Electronic Media

All data included in the printed reports are available on CD-ROM. The CD-ROM's provide the same information found in the final reports as well as additional information not published in the final reports, such as ZIP Code statistics available from series SC92-Z, and nonemployer data for counties and places from series SC92-N. Electronic media products are available for users who wish to summarize, rearrange, or process large amounts of data. These products, with corresponding technical documentation, are sold by Data User Services Division, Customer Services, Bureau of the Census, Washington, DC 20233-8300.

## OTHER ECONOMIC CENSUS REPORTS

Data on retail trade, wholesale trade, financial, insurance, real estate, construction industries, manufactures, mineral industries, transportation, communications, utilities, enterprise statistics, minority-owned business enterprises, and women-owned businesses also are available from the 1992 Economic Census. A separate series of reports covers the census of outlying areas—Puerto Rico, Virgin Islands of the United States, Guam, and the Northern Marianas. Separate announcements describing these reports are available free of charge from Data User Services Division, Customer Services, Bureau of the Census, Washington, DC 20233-8300.