

1992


Census of

Service Industries

SC92-A-26

GEOGRAPHIC AREA SERIES

Missouri



1992 Census of Service Industries

SC92-A-26

GEOGRAPHIC AREA SERIES

Missouri

Issued December 1992



U.S. Department of Commerce
Ronald H. Brown, Secretary
David J. Barram, Deputy Secretary

Economics and Statistics Administration
Everett M. Ehrlich, Under Secretary
for Economic Affairs

BUREAU OF THE CENSUS
Martha Farnsworth Riche, Director

Acknowledgments

Many persons participated in the various activities of the 1992 Census of Service Industries. The overall planning and review of the census operations were performed by the Economic Census Staff of the Economic Planning and Coordination Division.

This report was prepared in the Services Division. **Bobby E. Russell**, Assistant Chief for Census Programs, was responsible for the overall planning, management, and coordination of the census of service industries. Planning and implementation were under the direction of **Jack B. Moody**, Chief, Service Census Branch, with primary staff assistance by **Jack R. Drago**, **Barbara S. Tinari**, **Kirk K. Degler**, **Joseph R. Fuller**, **Susan G. Baker**, **Deborah M. Stempowski**, **Brian D. Gregory**, **Theresa L. Steele**, **Chris E. Blackburn**, **Gary R. Rice**, **M. Craig Schadt**, **Arthur B. Stewart**, **Sandra K. Byrd**, and **Evelyn D. Butler**.

Systems and procedures for mailout, receipt, correspondence, data input, industry classification, other clerical processing, administrative record processing, quality control, and the associated electronic computer programs, were developed in the Economic Planning and Coordination Division.

Mailout preparation and receipt operations, clerical and analytical review activities, data keying, and geocoding review were performed by the staff of the Data Preparation Division, **Judith N. Petty**, Acting Chief.

Geographic coding procedures and associated computer programs were developed by the staff of the Geography Division.

The computer processing systems were developed and coordinated in the Economic Statistical Methods and Programming Division, **Charles P. Pautler, Jr.**, Chief. **H. Ray Dennis**, Assistant Chief for Business Programs, was responsible for design and implementation of the computer systems. The computer programs were prepared under the supervision of **William C. Wester**, Chief, Business Census Branch, and **Steven G. McCraith**, Chief, Utilities and Financial Census Branch, assisted by **Jeffrey S. Rosen**, **Barbara L. Lambert**, **Jacqueline R. Sellers**, and **Tsung C. Chu**. Additional programming assistance was provided by **Robert S. Jewett**.

Computer processing was performed in the Computer Services Division, **Marvin D. Raines**, Chief.

The staff of the Administrative and Publications Services Division, **Walter C. Odom**, Chief, performed planning, design, composition, editorial review, and printing planning and procurement for publications and report forms. **Margaret A. Smith** provided publication coordination and editing.

Special acknowledgment is also due the many businesses whose cooperation has contributed to the publication of these data.

If you have any questions concerning the statistics in this report, call 301-457-2689.



**Economics and Statistics
Administration**

Everett M. Ehrlich, Under Secretary
for Economic Affairs



BUREAU OF THE CENSUS

Martha Farnsworth Riche, Director
Harry A. Scarr, Deputy Director

Paula J. Schneider, Principal Associate
Director for Programs

Thomas L. Mesenbourg, Acting Associate
Director for Economic Programs

Thomas L. Mesenbourg, Assistant Director
for Economic Programs

**ECONOMIC PLANNING AND COORDINATION
DIVISION**

John P. Govoni, Chief

SERVICES DIVISION

Carole A. Ambler, Chief

Introduction to the Economic Census

PURPOSES AND USES OF THE ECONOMIC CENSUS

The economic census is the major source of facts about the structure and functioning of the Nation's economy. It provides essential information for government, business, industry, and the general public.

The economic census furnishes an important part of the framework for such composite measures as the gross domestic product, input/output measures, production and price indexes, and other statistical series that measure short-term changes in economic conditions.

Policymaking agencies of the Federal Government use the data, especially in monitoring economic activity and providing assistance to business.

State and local governments use the data to assess business activities and tax bases within their jurisdictions and to develop programs to attract business.

Trade associations study trends in their own and competing industries and keep their members informed of market changes.

Individual businesses use the data to locate potential markets and to analyze their own production and sales performance relative to industry or area averages.

AUTHORITY AND SCOPE

Title 13 of the United States Code (sections 131, 191, and 224) directs the Census Bureau to take the economic census every 5 years, covering years ending in 2 and 7. The 1992 Economic Census consists of the following eight censuses:

- Census of Retail Trade
- Census of Wholesale Trade
- Census of Service Industries
- Census of Financial, Insurance, and Real Estate Industries
- Census of Transportation, Communications, and Utilities
- Census of Manufactures
- Census of Mineral Industries
- Census of Construction Industries

Special programs also cover enterprise statistics and minority-owned and women-owned businesses. (The 1992 Census of Agriculture and 1992 Census of Governments are conducted separately.) The next economic census is scheduled to be taken in 1998 covering the year 1997.

AVAILABILITY OF THE DATA

The results of the economic census are available in printed reports for sale by the U.S. Government Printing Office and on compact discs for sale by the Census Bureau. Order forms for all types of products are available on request from Customer Services, Bureau of the Census, Washington, DC 20233-8300. A more complete description of publications being issued from this census is on the inside back cover of this document.

Census facts are also widely disseminated by trade associations, business journals, and newspapers. Volumes containing census statistics are available in most major public and college libraries. Finally, State data centers in every State as well as business and industry data centers in many States also supply economic census statistics.

WHAT'S NEW IN 1992

The 1992 Economic Census covers more of the economy than any previous census. New for 1992 are data on communications, utilities, financial, insurance, and real estate, as well as coverage of more transportation industries. The economic, agriculture, and governments censuses now collectively cover nearly 98 percent of all economic activity.

Among other changes, new 1992 definitions affect the boundaries of about a third of all metropolitan areas. Also, the Survey of Women-Owned Businesses has now been expanded to include all corporations.

HISTORICAL INFORMATION

The economic census has been taken as an integrated program at 5-year intervals since 1967 and before that for 1963, 1958, and 1954. Prior to that time, the individual subcomponents of the economic census were taken separately at varying intervals.

The economic census traces its beginnings to the 1810 Decennial Census, when questions on manufacturing were included with those for population. Coverage of economic activities was expanded for 1840 and subsequent censuses to include mining and some commercial activities. In 1902, Congress established a permanent Census Bureau and directed that a census of manufactures be taken every 5 years. The 1905 Manufactures Census was the first time a census was taken apart from the regular every-10-year population census.

The first census of business was taken in 1930, covering 1929. Initially it covered retail and wholesale trade and construction industries, but it was broadened in 1933 to include some of the service trades.

The 1954 Economic Census was the first census to be fully integrated—providing comparable census data across economic sectors, using consistent time periods, concepts, definitions, classifications, and reporting units. It was the first census to be taken by mail, using lists of firms provided by the administrative records of other Federal agencies. Since 1963, administrative records also have been used to provide basic statistics for very small firms, reducing or eliminating the need to send them census questionnaires. The Enterprise Statistics Program, which publishes combined data from the economic census, was made possible with the implementation of the integrated census program in 1954.

The range of industries covered in the economic censuses has continued to expand. The census of construction industries began on a regular basis in 1967, and the scope of service industries was broadened in 1967, 1977, and 1987. The census of transportation began in 1963 as a set of surveys covering travel, transportation of commodities, and trucks, but expanded in 1987 to cover business establishments in several transportation industries. For 1992, these statistics are incorporated into a broadened census of transportation, communications, and utilities. Also new for 1992 is the census of financial, insurance, and real estate industries. This is part of a gradual expansion in coverage of industries previously subjected to government regulation.

The Survey of Minority-Owned Business Enterprises was first conducted as a special project in 1969 and was incorporated into the economic census in 1972 along with the Survey of Women-Owned Businesses.

An economic census has also been taken in Puerto Rico since 1909, in the Virgin Islands of the United States and Guam since 1958, and in the Commonwealth of the Northern Mariana Islands since 1982.

Statistical reports from the 1987 and earlier censuses provide historical figures for the study of long-term time series and are available in some large libraries. All of the census data published since 1967 are still available for sale on microfiche from the Census Bureau.

AVAILABILITY OF MORE FREQUENT ECONOMIC DATA

While the census provides complete enumerations every 5 years, there are many needs for more frequent data as well. The Census Bureau conducts a number of monthly, quarterly, and annual surveys, with the results appearing in publication series such as Current Business Reports (retail and wholesale trade and service industries), the Annual Survey of Manufactures, Current Industrial Reports, and the Quarterly Financial Report. Most of these surveys, while providing more frequent observations, yield less kind-of-business and geographic detail than the census. The County Business Patterns program offers annual statistics on the number of establishments, employment, and payroll classified by industry within each county.

SOURCES FOR MORE INFORMATION

More information about the scope, coverage, classification system, data items, and publications for each of the economic censuses and related surveys is published in the *Guide to the 1992 Economic Census and Related Statistics*. More information on the methodology, procedures, and history of the census will be published in the *History of the 1992 Economic Census*. Contact Customer Services for information on availability.

Census of Service Industries

GENERAL

The 1992 Census of Service Industries, part of the 1992 Economic Census, covered service industries as defined in Division I of the *Standard Industrial Classification Manual: 1987*¹ (SIC), except Elementary and Secondary Schools (SIC 821), Colleges, Universities, Professional Schools, and Junior Colleges (SIC 822), Labor Unions and Similar Labor Organizations (SIC 863), Political Organizations (SIC 865), Religious Organizations (SIC 866), and Private Households (SIC 881). The census also excluded governmental establishments classified in the covered industries, except for government-operated hospitals which were included.

Data are presented for establishments in the following classifications:

SIC code	Title
70	Hotels, rooming houses, camps, and other lodging places
72	Personal services
73	Business services
75	Automotive repair, services, and parking
76	Miscellaneous repair services
78	Motion pictures
79	Amusement and recreation services
80	Health services
81	Legal services
823, 4, 9	Selected educational services
83	Social services
84	Museums, art galleries, and botanical and zoological gardens
861, 2, 4, 9	Selected membership organizations
87	Engineering, accounting, research, management, and related services
89	Services, not elsewhere classified

This series of reports presents data for service establishments of firms subject to Federal income tax and (in separate tables) of firms which are exempt from Federal income tax under provisions of the Internal Revenue Code. Only establishments with some payroll during the year are included. For a more detailed explanation, see appendix A.

¹*Standard Industrial Classification Manual: 1987*. For sale by Superintendent of Documents, U.S. Government Printing Office, Washington, DC 20402. Stock No. 041-001-00314-2.

Many of the "kinds of business or operation" included in this report are not thought of as commercial businesses, and the terms (such as "business," "establishment," and "firm") used to describe them may not be descriptive of such services, particularly for not-for-profit and professional services. However, these terms are applied to all "kinds of business or operation" in order to maintain conformity in the measures of the production and delivery of goods and services and in the presentation of data.

The basic tabulations in this report do not include data for establishments which are auxiliary (primary function is providing a service, such as warehousing or bookkeeping) to service establishments within the same organization. Data for auxiliaries are presented in a subsequent report issued as part of the 1992 Enterprise Statistics reports.

For the 1992 Census of Service Industries, large- and medium-size firms, plus all firms known to operate more than one establishment, were sent questionnaires to be completed and returned to the Census Bureau by mail. For most very small firms, including those with no paid employees, data from existing administrative records of other Federal agencies were used instead. These records provided basic information on location, kind of business, receipts, payroll, number of employees, and legal form of organization. In addition, more detailed information for selected kinds of business was obtained on the various questionnaires.

Appendix A gives a more detailed explanation of census coverage and methodology.

CENSUS DISCLOSURE RULES

In accordance with Federal law governing census reports, no data are published that would disclose the operations of an individual establishment or business. However, the number of establishments in a kind-of-business classification is not considered a disclosure, so this information may be released even though other information is withheld.

GEOGRAPHIC AREAS COVERED

This report series presents data for the following areas:

1. The United States as a whole.
2. Each State and the District of Columbia.

3. Each consolidated metropolitan statistical area (CMSA) and primary metropolitan statistical area (PMSA) defined by the Office of Management and Budget (OMB) as of June 30, 1993. A CMSA is an area used to facilitate the presentation and analysis of data for large concentrations of metropolitan populations. It includes two or more contiguous PMSA's which have a population of at least 1,000,000² and which meet specific criteria of urban character and of social and economic integration.
4. Each metropolitan statistical area (MSA) defined by the OMB as of June 30, 1993. An MSA is an integrated economic and social unit with a population nucleus of at least 50,000 inhabitants.² Each MSA consists of one or more counties meeting standards of metropolitan character; in New England, cities and towns rather than counties are the component geographic units.
5. The area within the State outside metropolitan areas (MA's).
6. Each county or county equivalent.³ Counties are the primary divisions of States, except in Louisiana where they are called parishes and in Alaska where they are called boroughs and census areas. Maryland, Missouri, Nevada, and Virginia have one place or more that is independent of any county organization and constitutes primary divisions of their States. These places are treated as counties and as places.
7. Each consolidated city.³ Consolidated cities are consolidated governments which consist of separately incorporated municipalities.
8. Each municipality of 2,500 inhabitants or more incorporated as a city, borough, village, or town.^{2 3}

For the economic census, boroughs and census areas in Alaska and boroughs in New York are not included in this category.
9. Special economic urban areas (SEUA's), which include townships in Michigan, New Jersey, and Pennsylvania, and towns in New York, Wisconsin, and the six New England States with 10,000 inhabitants or more.²

DOLLAR VALUES

All dollar values presented in this report are expressed in current dollars, i.e., 1992 data are expressed in 1992 dollars and 1987 data in 1987 dollars. Consequently, when making comparisons to prior years, users of the data should consider the inflation that has occurred.

RELIABILITY OF DATA

All data compiled in this report originated from either census questionnaires or administrative records of other Federal agencies and, therefore, are not subject to sampling errors. However, the data are subject to nonsampling

²According to the 1990 Census of Population or subsequent special census.

³Those defined as of January 1, 1992.

errors. Nonsampling errors can be attributed to many sources: inability to identify all cases in the actual universe; definition and classification difficulties; differences in the interpretation of questions; errors in recording or coding the data obtained; and other errors of collection, response, coverage, processing, and estimation for missing or misreported data.

The accuracy of these tabulated data is determined by the joint effects of the various nonsampling errors. No direct measurement of these effects has been obtained except for estimation for missing or misreported data; however, precautionary steps were taken in all phases of the collection, processing, and tabulation of the data in an effort to minimize the effects of nonsampling errors.

The Bureau of the Census obtains on computer tape limited information extracted from administrative records of other Federal agencies. This information is used in conjunction with other information available to the Census Bureau to develop estimates for nonemployers, small employers, and other establishments for which responses were not received in time for publication. For an indication of the extent that data included in these reports were obtained from the administrative records of other Federal agencies and from estimation, rather than reports directly from respondents, see appendix E. Also, see appendix A for a more detailed explanation of census coverage and methodology.

SPECIAL TABULATIONS

Special tabulations of data collected in the 1992 Census of Service Industries may be obtained, depending on availability of time and personnel, on diskette, computer tape, or in tabular form. The data will be in summary form and subject to the same rules prohibiting disclosure of confidential information (including name, address, kind of business, or other data for individual business establishments or companies) as are the regular publications.

Special tabulations are prepared on a cost basis. A request for a cost estimate, as well as exact specifications on the type and format of the data to be provided, should be directed to the Chief, Services Division, Bureau of the Census, Washington, DC 20233.

To discuss a special tabulation before submitting specifications, call 1-800-541-8345.

ABBREVIATIONS AND SYMBOLS

The following abbreviations and symbols are used in this publication:

- * See kind-of-business descriptions for SIC 72 and SIC 7384 in appendix A for treatment of plant outlets.
- Represents zero.
- (D) Withheld to avoid disclosing data for individual companies; data are included in broader kind-of-business totals.

(IC)	Independent city.	Symbol	Employment Size
(NA)	Not available.		
(X)	Not applicable.	AA	0–19
CMSA	Consolidated metropolitan statistical area.	BB	20–99
MA	Metropolitan area.	CC	100–249
MSA	Metropolitan statistical area.	EE	250–499
n.e.c.	Not elsewhere classified.	FF	500–999
PMSA	Primary metropolitan statistical area.	GG	1,000–2,499
pt.	Part.	HH	2,500–4,999
r	Revised.	II	5,000–9,999
SIC	Standard Industrial Classification.	JJ	10,000–24,999

The following symbols are used in this publication to show employment size ranges for employment data that have been withheld to avoid disclosing data for individual companies (employment size range codes are provided for the first time in the 1992 Economic Census):

KK	25,000–49,999
LL	50,000–99,999
MM	100,000 or more

Users' Guide for Locating Statistics in This Report by Table Number

Information shown in tables	Table															
	1a	1b	2a	2b	3a	3b	4	5	6	7a	7b	8a	8b	9	10	
GEOGRAPHIC AREAS																
The State	X	X	X	X	X	X	X								X	X
CMSA's and MSA's in the State										X	X					
PMSA's in the State										X	X					
Area of the State not in any CMSA, PMSA, or MSA												X	X			
Counties in the State							X		X							X
Places in the State							X	X						X		
DATA ITEMS																
Establishments	X	X			X	X	X	X	X	X	X	X	X	X		X
Receipts	X				X	X	X	X	X	X	X	X	X	X		X
Revenue		X									X		X			
Expenses						X							X			
Annual payroll	X	X			X	X	X	X	X	X	X	X	X	X		
First-quarter payroll	X	X					X	X	X	X	X	X	X			
Paid employees for pay period including March 12, 1992	X	X			X	X	X	X	X	X	X	X	X			
1987 to 1992 comparative statistics					X	X										
Receipts per establishment			X													
Revenue per establishment				X												
Expenses per establishment				X												
Receipts per employee			X													
Revenue per employee				X												
Expenses per employee				X												
Annual payroll per employee			X	X												
Employees per establishment			X	X												
Counties ranked by volume of receipts																X
Places ranked by volume of receipts														X		

Users' Guide for Locating Statistics in the 1992 Census of Service Industries Reports

Report and geographic area	Information shown in reports by kind of business or industry category										
	Number of establishments	Receipts/Revenue (\$1,000)	Payroll (\$1,000)	Number of employees	Selected ratios	Receipts/revenue lines	Receipts size and employment size of establishments and firms	Concentration ratios of largest firms	Single units and multi-units	Legal form of organization	Selected topics
GEOGRAPHIC AREA SERIES											
United States	X	X	X	X	X						
State	X	X	X	X	X						
CMSA, PMSA, MSA	X	X	X	X	X						
County	X	X	X	X	X						
Place	X	X	X	X	X						
NONEMPLOYER STATISTICS SERIES											
United States	X	X									
State	X	X									
CMSA, PMSA, MSA	X	X									
County	X	X									
Place	X	X									
ESTABLISHMENT AND FIRM SIZE (INCLUDING LEGAL FORM OF ORGANIZATION)											
United States	X	X	X	X			X	X	X	X	
CAPITAL EXPENDITURES, DEPRECIABLE ASSETS, AND OPERATING EXPENSES											
United States		X	X								X
RECEIPTS/REVENUE LINES											
United States	X	X				X					
State	X	X				X					
CMSA, PMSA, MSA	X	X				X					
HOTELS, MOTELS, AND OTHER LODGING PLACES											
United States	X	X	X	X		X					X
State	X	X	X	X		X					X
CMSA, PMSA, MSA	X	X				X					X

Report and geographic area	Information shown in reports by kind of business or industry category										
	Number of establishments	Receipts/Revenue (\$1,000)	Payroll (\$1,000)	Number of employees	Selected ratios	Receipts/revenue lines	Receipts size and employment size of establishments and firms	Concentration ratios of largest firms	Single units and multi-units	Legal form of organization	Selected topics
ZIP CODES											
United States	X	X	X	X							
State	X	X	X	X							
MISCELLANEOUS SUBJECTS											
United States	X	X	X	X							X
State	X	X									X
CMSA, PMSA, MSA	X	X									X

Contents

Missouri

[Page numbers listed here omit the prefix that appears as part of the number of each page]

	Page
Introduction to the Economic Census	III
Census of Service Industries	V
Users' Guide for Locating Statistics in This Report by Table Number	VIII
Users' Guide for Locating Statistics in the 1992 Census of Service Industries Reports ...	IX
Summary of Findings	2

FIGURES

1. Percent Change in Receipts and Annual Payroll for Establishments of Firms Subject to Federal Income Tax: 1987 to 1992	3
2. Annual Payroll per Employee for Establishments of Firms Subject to Federal Income Tax: 1992 and 1987	4
Maps	5

TABLES

1a. Summary Statistics for Firms Subject to Federal Income Tax for the State: 1992 ..	9
1b. Summary Statistics for Firms Exempt From Federal Income Tax for the State: 1992	13
2a. Selected Ratios for Firms Subject to Federal Income Tax for the State: 1992	14
2b. Selected Ratios for Firms Exempt From Federal Income Tax for the State: 1992 ..	17
3a. Comparative Statistics for Firms Subject to Federal Income Tax for the State: 1992 and 1987	17
3b. Comparative Statistics for Firms Exempt From Federal Income Tax for the State: 1992 and 1987	21
4. Summary Statistics for Firms Subject to Federal Income Tax for Counties and for Places With 2,500 Inhabitants or More: 1992	22
5. Summary Statistics for Firms Subject to Federal Income Tax for Places With 350 Establishments or More: 1992	34
6. Summary Statistics for Firms Subject to Federal Income Tax for Counties With 350 Establishments or More: 1992	53
7a. Summary Statistics for Firms Subject to Federal Income Tax for Metropolitan Areas: 1992	73
7b. Summary Statistics for Firms Exempt From Federal Income Tax for Metropolitan Areas: 1992	88
8a. Summary Statistics for Firms Subject to Federal Income Tax for the Area Outside Metropolitan Areas: 1992	92
8b. Summary Statistics for Firms Exempt From Federal Income Tax for the Area Outside Metropolitan Areas: 1992	95
9. Places With 2,500 Inhabitants or More Ranked by Volume of Receipts of Firms Subject to Federal Income Tax: 1992	96
10. Counties Ranked by Volume of Receipts of Firms Subject to Federal Income Tax: 1992	97

APPENDIXES

A. General Explanation	A-1
B. Sample Report Form and Instructions	B-1
C. Kind-of-Business Titles and Reporting-Form Numbers	C-1
D. Metropolitan Areas	D-1
E. Percent of Receipts/Revenue Based on Administrative Records and Estimation for the State: 1992	E-1
F. Geographic Notes	F-1
G. Establishments in Business Any Time During Year and Establishments in Business at End of Year for the State: 1992 and 1987	G-1

Publication Program

Inside back cover

Summary of Findings

FIRMS SUBJECT TO FEDERAL INCOME TAX

Data from the 1992 Census of Service Industries show that Missouri's 36,361 service industries establishments of firms with payroll that were subject to Federal income tax had receipts totaling \$20.3 billion. The 1992 data represent an increase of 48.4 percent in receipts for the State since 1987.

For establishments with payroll in 1992, receipts of offices and clinics of medical doctors totaled \$2.6 billion, compared with \$1.6 billion in 1987. Other leading service kinds of business in 1992 were computer programming, data processing, and other computer related services with \$1.6 billion in receipts, legal services with \$1.5 billion, and engineering services with \$1.0 billion.

There were 373,532 paid employees (full- and part-time) working in service industries in the State as of mid-March 1992, compared with 323,658 employees in 1987. Large employers included nursing and personal care facilities with 34,082 employees, help supply services with 32,924 employees, and hotels and motels with 24,714 employees.

ORGANIZATIONS EXEMPT FROM FEDERAL INCOME TAX

Data for the census show that Missouri's 4,354 service industries establishments of firms and other organizations with payroll that were exempt from Federal income tax had revenue totaling \$9.5 billion and expenses of \$8.9 billion in 1992. The 1992 data represent an increase of 55.5 percent in expenses since 1987.

For establishments with payroll in 1992, revenue of hospitals totaled \$6.7 billion, compared with \$4.4 billion in 1987. Other leading classifications in 1992 were civic, social, and fraternal associations with revenue of \$298.8 million, and nursing and personal care facilities with \$292.3 million.

There were 194,873 paid employees (full- and part-time) as of mid-March 1992, compared with 163,274 employees in 1987. Hospitals had 122,050 employees; nursing and personal care facilities, 11,670 employees; and job training and vocational rehabilitation services, 10,485 employees.

Figure 1. **Percent Change in Receipts and Annual Payroll for Establishments of Firms Subject to Federal Income Tax: 1987 to 1992**

(Includes only establishments with payroll. For meaning of abbreviations and symbols, see introductory text)

Receipts 
Payroll 

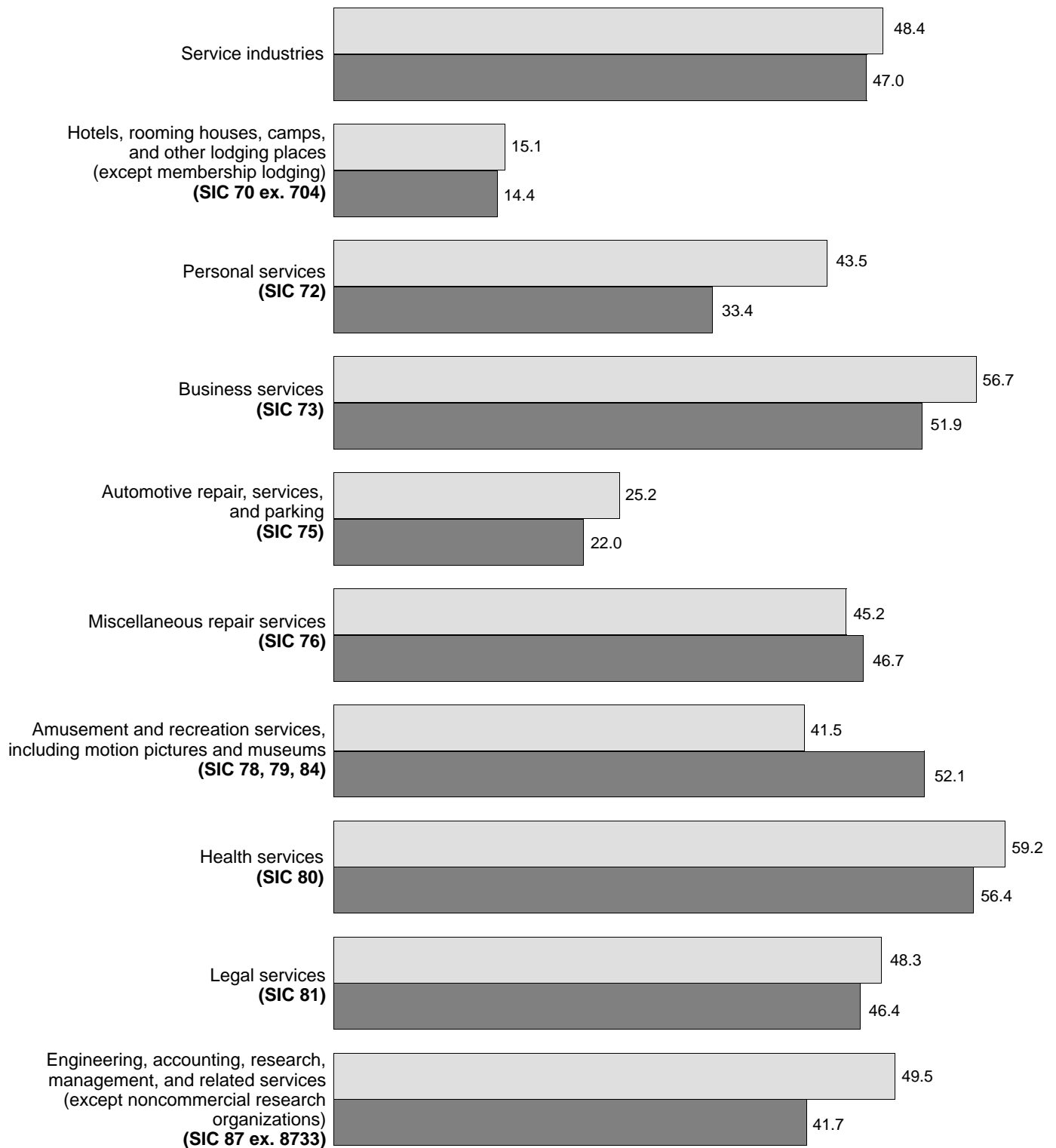




Figure 2. **Annual Payroll per Employee for Establishments of Firms Subject to Federal Income Tax: 1992 and 1987**

(In dollars. For meaning of abbreviations and symbols, see introductory text)

1992 
1987 

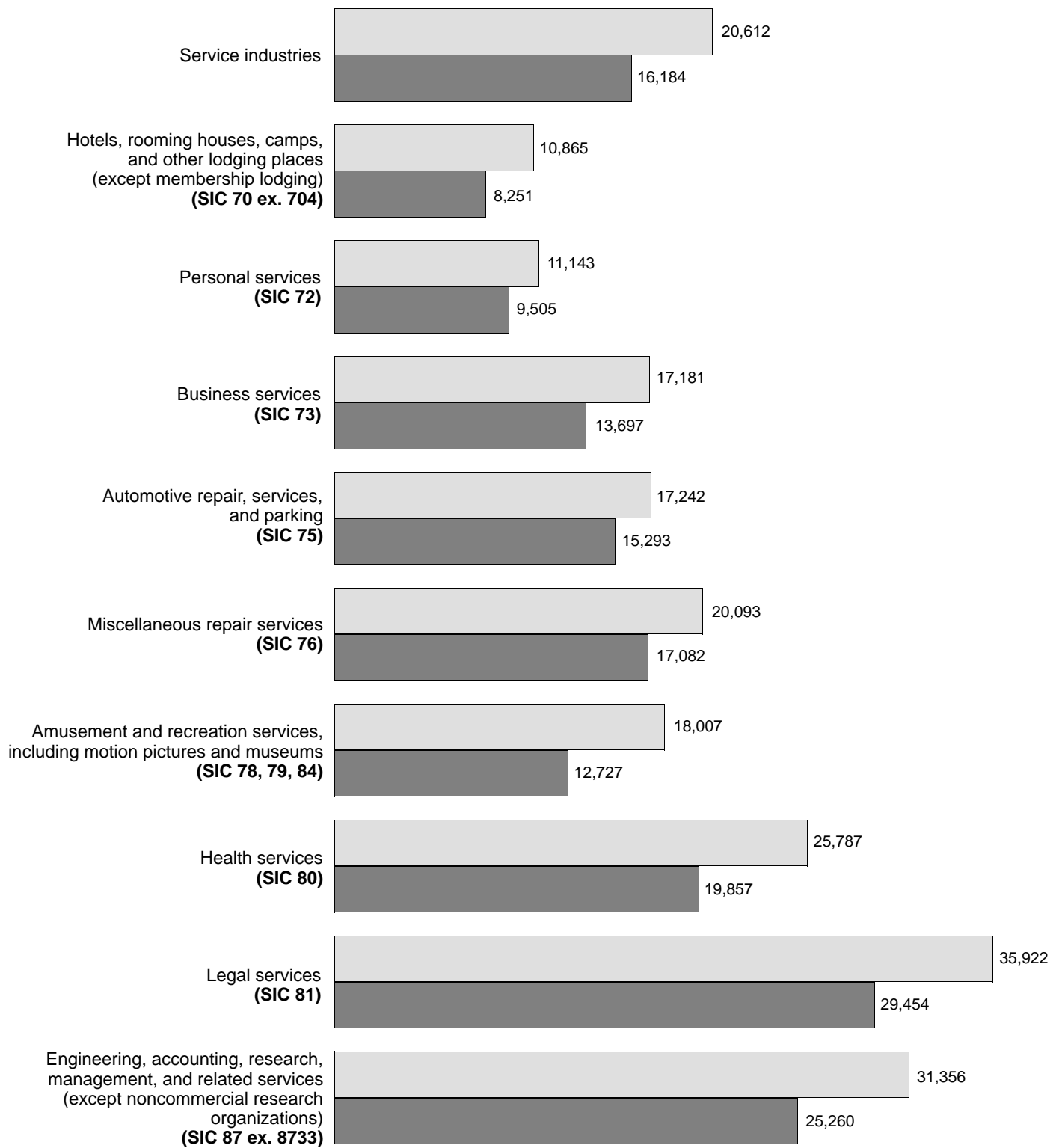




Table 1a. Summary Statistics for Firms Subject to Federal Income Tax for the State: 1992

[Includes only establishments with payroll. For meaning of abbreviations and symbols, see introductory text. For explanation of terms and comparability of 1987 and 1992 censuses, see appendix A]

SIC code	Kind of business or operation	Establishments (number)	Receipts (\$1,000)	Annual payroll (\$1,000)	First-quarter payroll (\$1,000)	Paid employees for pay period including March 12 (number)
	Total	36 361	20 338 739	7 699 234	1 719 535	373 532
70 ex. 704	Hotels, rooming houses, camps, and other lodging places (except membership lodging)	1 141	993 691	276 340	59 962	25 435
	Hotels and motels	990	962 630	268 646	58 958	24 714
7011	Hotels	394	746 703	221 590	50 445	19 602
7011 pt.	Hotels, 25 guestrooms or more	326	738 854	220 302	50 184	19 380
7011 pt.	Hotels, less than 25 guestrooms	68	7 849	1 288	261	222
7011 pt.	Motels, motor hotels, and tourist courts	596	215 927	47 056	8 513	5 112
7011 pt.	Motels, tourist courts	551	188 252	40 942	7 331	4 378
7011 pt.	Motor hotels	45	27 675	6 114	1 182	734
702, 3	Other lodging places	151	31 061	7 694	1 004	721
702	Rooming and boarding houses	38	3 820	898	215	202
703	Camps and recreational vehicle parks	113	27 241	6 796	789	519
7032	Sporting and recreational camps	54	16 909	4 976	573	346
7033	Recreational vehicle parks and campsites	59	10 332	1 820	216	173
72	Personal services	4 634	995 246	330 812	79 352	29 689
721	Laundry, cleaning, and garment services	1 194	318 463	111 045	26 001	9 045
7211	Power laundries, family and commercial*	28	15 623	7 171	1 653	493
7213	Linen supply*	33	43 461	15 875	3 656	938
7215	Coin-operated laundries and drycleaning	292	42 890	8 818	2 082	1 085
7215 pt.	Coin-operated laundries and drycleaning stores	282	26 819	6 787	1 561	989
7215 pt.	Coin-operated laundry routes	10	16 071	2 031	521	96
7216	Drycleaning plants, except rug cleaning*	470	98 485	37 719	8 987	3 379
7217	Carpet and upholstery cleaning	192	33 667	13 195	2 983	1 328
7218	Industrial laundries*	32	65 156	22 171	5 134	1 188
7212, 9	Other laundry, cleaning, and garment services*	147	19 181	6 096	1 506	634
7212	Garment pressing, and agents for laundries and drycleaners	56	7 152	1 649	363	189
7219	Laundry and garment services, n.e.c.*	91	12 029	4 447	1 143	445
722	Photographic studios, portrait	274	154 995	37 970	8 403	3 269
723, 4	Beauty and barber shops	1 958	203 459	92 180	21 834	8 659
723	Beauty shops	1 876	197 143	89 559	21 186	8 467
724	Barber shops	82	6 316	2 621	648	192
725	Shoe repair shops and shoeshine parlors	63	5 828	1 769	408	161
726	Funeral service and crematories	502	208 317	53 129	12 220	2 836
729	Miscellaneous personal services	643	104 184	34 719	10 486	5 719
7291	Tax return preparation services	219	29 194	13 701	5 624	3 274
7299	Miscellaneous personal services, n.e.c.	424	74 990	21 018	4 862	2 445
7299 pt.	Massage parlors, tanning salons, and saunas	118	7 826	1 917	388	389
7299 pt.	Other personal services	306	67 164	19 101	4 474	2 056
7299 pt.	Diet and weight reducing services	85	37 095	9 082	2 227	1 185
7299 pt.	Formal wear rental	44	7 448	1 801	386	159
7299 pt.	Other personal services, n.e.c.	177	22 621	8 218	1 861	712
73	Business services	5 909	4 623 678	1 799 685	424 085	104 749
731	Advertising	397	378 734	129 542	32 456	3 784
7311	Advertising agencies	293	286 235	105 906	26 814	2 777
7312	Outdoor advertising services	40	44 567	10 194	2 338	416
7313	Radio, television, publishers' advertising representatives	33	30 690	8 565	1 923	265
7313 pt.	Radio, television advertising representatives	21	24 616	6 768	1 520	186
7313 pt.	Publishers' advertising representatives	12	6 074	1 797	403	79
7319	Advertising, n.e.c.	31	17 242	4 877	1 381	326
732	Consumer credit reporting agencies, mercantile reporting agencies, and adjustment and collection agencies	154	108 563	40 548	9 472	2 170
7322	Adjustment and collection services	124	70 903	32 980	7 697	1 766
7323	Credit reporting services	30	37 660	7 568	1 775	404
733	Mailing, reproduction, commercial art and photography, and stenographic services	601	323 586	104 478	23 573	4 707
7331	Direct mail advertising services	70	118 664	36 402	8 911	1 596
7331 pt.	Mailing list compilers, brokers, and managers	18	15 238	4 776	1 200	330
7331 pt.	Direct mail advertising services, except mailing list services	52	103 426	31 626	7 711	1 266
7334	Photocopying and duplicating services	93	55 267	16 896	3 824	962
7334 pt.	Blueprinting and duplicating services	92	(D)	(D)	(D)	FF
7334 pt.	Duplicating services, except printing and photocopying	1	(D)	(D)	(D)	AA
7335, 6	Commercial photography, art, and graphics	331	130 604	43 661	8 946	1 512
7335	Commercial photography	92	22 631	7 400	1 637	280
7336	Commercial art and graphic design	239	107 973	36 261	7 309	1 232
7336 pt.	Commercial art	64	12 732	4 454	1 066	220
7336 pt.	Graphic arts and related design	175	95 241	31 807	6 243	1 012
7338	Secretarial and court reporting services	107	19 051	7 519	1 892	637
734	Services to dwellings and other buildings	1 329	336 829	179 284	41 905	19 999
7342	Disinfecting and pest control services	265	60 746	22 440	4 676	1 188
7349	Building cleaning and maintenance services, n.e.c.	1 064	276 083	156 844	37 229	18 811
735	Miscellaneous equipment rental and leasing	505	341 616	80 740	19 674	3 943
7352	Medical equipment rental and leasing	68	74 612	17 531	4 676	790
7353	Heavy construction equipment rental and leasing	40	47 149	11 045	2 536	389
7353 pt.	Rental and leasing of heavy construction equipment without operators	25	25 071	6 282	1 428	208
7353 pt.	Rental and leasing of heavy construction equipment with operators	15	22 078	4 763	1 108	181
7359	Equipment rental and leasing, n.e.c.	397	219 855	52 164	12 462	2 764
7359 pt.	Equipment rental	350	180 817	44 994	10 751	2 455
7359 pt.	Rent-to-own	119	57 625	10 724	2 499	648
7359 pt.	Equipment rental, except rent-to-own	231	123 192	34 270	8 252	1 807
7359 pt.	Equipment leasing, except finance leasing	47	39 038	7 170	1 711	309

Table 1a. Summary Statistics for Firms Subject to Federal Income Tax for the State: 1992—Con.

[Includes only establishments with payroll. For meaning of abbreviations and symbols, see introductory text. For explanation of terms and comparability of 1987 and 1992 censuses, see appendix A]

SIC code	Kind of business or operation	Establishments (number)	Receipts (\$1,000)	Annual payroll (\$1,000)	First-quarter payroll (\$1,000)	Paid employees for pay period including March 12 (number)
73	Business services—Con.					
736	Personnel supply services -----	550	681 209	395 411	91 602	35 680
7361	Employment agencies -----	225	88 380	46 377	10 811	2 756
7363	Help supply services -----	325	592 829	349 034	80 791	32 924
7363 pt.	Temporary help supply -----	253	352 670	250 271	58 450	26 550
7363 pt.	Help supply, except temporary -----	72	240 159	98 763	22 341	6 374
7363 pt.	Employee leasing -----	48	(D)	(D)	(D)	HH
7363 pt.	Other help supply services -----	24	(D)	(D)	(D)	GG
737	Computer programming, data processing, and other computer related services -----	995	1 558 345	567 084	135 584	15 274
7371, 2, 3	Computer programming, prepackaged software, and integrated systems -----	585	935 016	296 779	69 463	7 167
7371	Computer programming services -----	407	471 518	170 607	40 654	4 131
7372	Prepackaged software -----	92	166 630	38 431	9 049	978
7373	Computer integrated systems -----	86	296 868	87 741	19 760	2 058
7374, 5, 6	Data processing services -----	179	436 352	210 617	52 028	6 338
7374, 5	Computer processing, information retrieval -----	165	425 882	206 194	50 771	6 185
7374	Computer processing and data preparation and processing services -----	149	412 121	202 725	50 054	6 067
7375	Information retrieval services -----	16	13 761	3 469	717	118
7376	Computer facilities management services -----	14	10 470	4 423	1 257	153
7377, 8, 9	Computer rental and leasing, maintenance, and related services, n.e.c. -----	231	186 977	59 688	14 093	1 769
7377	Computer rental and leasing -----	22	32 004	4 721	1 038	154
7378	Computer maintenance and repair -----	80	80 238	18 900	4 840	637
7379	Computer related services, n.e.c. -----	129	74 735	36 067	8 215	978
7379 pt.	Computer consultants -----	102	65 599	32 151	7 221	770
7379 pt.	Miscellaneous computer services, n.e.c. -----	27	9 136	3 916	994	208
738	Miscellaneous business services -----	1 378	894 796	302 598	69 819	19 192
7381, 2	Detective agencies and protective services -----	245	202 054	104 388	25 227	8 179
7381	Detective, guard, and armored car services -----	200	152 772	86 730	20 902	7 367
7381 pt.	Detective agencies and guard services -----	185	139 980	80 379	19 136	7 025
7381 pt.	Armored car services -----	15	12 982	6 351	1 766	342
7382	Security systems services -----	45	49 282	17 658	4 325	812
7383	News syndicates -----	10	(D)	(D)	(D)	CC
7384	Photofinishing laboratories* -----	151	132 924	36 225	7 896	1 977
7384 pt.	Photofinishing laboratories, except "one-hour" (mini) labs* -----	69	113 205	32 156	6 899	1 633
7384 pt.	One-hour (mini) photofinishing* -----	82	19 719	4 069	997	344
7389	Business services, n.e.c. -----	972	(D)	(D)	(D)	II
7389 pt.	Sign painting shops -----	68	12 727	4 410	1 072	226
7389 pt.	Interior designing -----	118	25 335	6 445	1 388	314
7389 pt.	Telephone answering services -----	50	18 471	7 877	1 814	647
7389 pt.	Other business services -----	736	(D)	(D)	(D)	II
7389 pt.	Water softening and conditioning services -----	25	19 535	4 502	970	235
7389 pt.	Packaging and labeling services -----	42	89 872	18 129	3 774	840
7389 pt.	Trading stamp services -----	1	(D)	(D)	(D)	AA
7389 pt.	Miscellaneous business services -----	668	(D)	(D)	(D)	II
7389 pt.	Convention and trade show services -----	34	21 235	6 771	1 533	397
7389 pt.	Private mail centers -----	48	15 548	4 834	1 174	501
7389 pt.	Miscellaneous business services, n.e.c. -----	586	(D)	(D)	(D)	II
75	Automotive repair, services, and parking -----	3 988	1 479 928	332 489	77 782	19 284
751	Automotive rental and leasing, without drivers -----	194	393 667	55 897	13 259	2 642
7513	Truck rental and leasing, without drivers -----	105	175 727	23 187	5 527	1 026
7513 pt.	Truck rental, without drivers -----	50	122 721	15 515	3 728	707
7513 pt.	Truck leasing, except finance leasing -----	55	53 006	7 672	1 799	319
7514, 5	Passenger car rental and leasing -----	79	213 816	31 790	7 511	1 569
7514	Passenger car rental -----	64	146 437	20 733	5 023	1 234
7515	Passenger car leasing -----	15	67 379	11 057	2 488	335
7519	Utility trailer and recreational vehicle rental -----	10	4 124	920	221	47
752	Automobile parking -----	244	80 957	10 637	2 613	1 105
7521 pt.	Parking lots -----	192	(D)	(D)	(D)	FF
7521 pt.	Parking structures -----	52	(D)	(D)	(D)	EE
753	Automotive repair shops -----	3 040	896 710	234 095	54 553	12 263
7532	Top, body, and upholstery repair shops and paint shops -----	850	272 376	78 610	18 294	3 875
7532 pt.	Top and body repair shops -----	807	265 812	76 514	17 834	3 769
7532 pt.	Paint shops -----	43	6 564	2 096	460	106
7538	General automotive repair shops -----	1 512	385 092	95 724	22 209	5 249
7538 pt.	General automotive repair shops, except diesel -----	1 369	306 044	76 911	17 760	4 352
7538 pt.	Diesel repair shops -----	143	79 048	18 813	4 449	897
7533, 4, 6, 7, 9	Other automotive repair shops -----	678	239 242	59 761	14 050	3 139
7533	Automotive exhaust system repair shops -----	159	45 955	12 265	2 811	667
7534	Tire retreading and repair shops -----	64	78 242	15 455	3 537	710
7536	Automotive glass replacement shops -----	109	38 829	10 351	2 426	459
7537	Automotive transmission repair shops -----	141	30 640	8 326	2 056	486
7539	Automotive repair shops, n.e.c. -----	205	45 576	13 364	3 220	817
7539 pt.	Radiator repair -----	65	12 206	3 858	908	232
7539 pt.	Brake, front end, and wheel alignment -----	59	11 814	3 568	917	214
7539 pt.	Automotive electrical and fuel system services -----	58	13 774	3 783	887	249
7539 pt.	Carburetor repair shops -----	20	4 360	1 319	318	70
7539 pt.	Automotive electrical repair shops -----	38	9 414	2 464	569	179
7539 pt.	Other automotive repair shops, n.e.c. -----	23	7 782	2 155	508	122
754	Automotive services, except repair -----	510	108 594	31 860	7 357	3 274
7542	Carwashes -----	291	46 105	13 886	3 257	1 866
7549	Automotive services, except repair and carwashes -----	219	62 489	17 974	4 100	1 408
7549 pt.	Lubrication shops -----	109	35 026	9 487	2 095	786
7549 pt.	Other automotive services -----	110	27 463	8 487	2 005	622
7549 pt.	Towing services -----	87	22 320	7 079	1 669	512
7549 pt.	Other automotive services, n.e.c. -----	23	5 143	1 408	336	110

Table 1a. Summary Statistics for Firms Subject to Federal Income Tax for the State: 1992—Con.

[Includes only establishments with payroll. For meaning of abbreviations and symbols, see introductory text. For explanation of terms and comparability of 1987 and 1992 censuses, see appendix A]

SIC code	Kind of business or operation	Establishments (number)	Receipts (\$1,000)	Annual payroll (\$1,000)	First-quarter payroll (\$1,000)	Paid employees for pay period including March 12 (number)
76	Miscellaneous repair services	1 633	586 983	181 624	43 783	9 039
762	Electrical repair shops	492	189 105	65 365	15 846	3 302
7622	Radio and television repair shops	157	40 601	14 551	3 649	670
7623, 9	Other electrical and electronic repair shops	335	148 504	50 814	12 197	2 632
7623	Refrigeration and air-conditioning service and repair shops	92	33 239	8 985	2 090	355
7629	Electrical and electronic repair shops, n.e.c.	243	115 265	41 829	10 107	2 277
763	Watch, clock, and jewelry repair	39	6 094	1 463	332	108
764	Reupholstery and furniture repair	168	18 022	5 768	1 311	439
769	Miscellaneous repair and related services	934	373 762	109 028	26 294	5 190
7692	Welding repair	129	24 341	6 912	1 722	436
7694	Armature rewinding shops	48	37 962	9 805	2 335	388
7699	Repair shops and related services, n.e.c.	757	311 459	92 311	22 237	4 366
7699 pt.	Farm machinery and equipment repair	40	7 115	1 029	204	74
7699 pt.	Lawnmower and other small gasoline engine repair	79	20 834	7 159	1 841	467
7699 pt.	Sewer and septic tank cleaning services	40	20 176	8 050	1 867	341
7699 pt.	Other repair and related services, n.e.c.	598	263 334	76 073	18 325	3 484
78, 79, 84	Amusement and recreation services, including motion pictures and museums	2 284	1 079 041	375 724	66 185	20 866
781, 2	Motion picture production, distribution, and services	132	82 678	22 333	5 460	941
7812 pt.	Motion picture production, except for television	55	23 402	6 549	1 562	239
7812 pt.	Motion picture and tape production for television	29	10 776	3 238	731	114
7819	Services allied to motion picture production	29	31 260	8 829	2 175	446
7822 pt.	Motion picture film and tape distributors	15	15 731	3 244	874	124
7822 pt.	Motion picture film exchanges	11	(D)	(D)	(D)	CC
7822 pt.	Video tape wholesalers	4	(D)	(D)	(D)	AA
7822 pt.	Film and tape distribution for television	1	(D)	(D)	(D)	AA
7829	Services allied to motion picture distribution	3	(D)	(D)	(D)	AA
783	Motion picture theaters	154	112 320	14 438	3 445	2 345
7832	Motion picture theaters, except drive-in	142	109 410	13 977	3 388	2 300
7833	Drive-in motion picture theaters	12	2 910	461	57	45
784	Video tape rental	464	99 922	17 518	4 146	2 446
792	Theatrical producers (except motion picture), bands, orchestras, and entertainers	173	137 282	28 669	4 964	1 581
7922	Theatrical producers (except motion picture) and miscellaneous theatrical services	67	96 506	17 340	2 534	902
7922 pt.	Producers of live theatrical productions	20	20 835	5 535	760	390
7922 pt.	Producers of radio and television shows, except tape producers	1	(D)	(D)	(D)	AA
7922 pt.	Artists' and entertainers' managers or agents, concert bureaus, booking agents	20	35 551	5 053	1 023	142
7922 pt.	Other theatrical services	26	(D)	(D)	(D)	EE
7929	Bands, orchestras, actors, and other entertainers and entertainment groups	106	40 776	11 329	2 430	679
7929 pt.	Dance groups and artists	-	-	-	-	-
7929 pt.	Symphony orchestras, opera companies, and chamber music organizations	1	(D)	(D)	(D)	AA
7929 pt.	Other music and entertainment presentations	105	(D)	(D)	(D)	FF
7929 pt.	Other music groups and artists	65	26 325	7 198	1 078	415
7929 pt.	Other entertainers and entertainment groups	40	(D)	(D)	(D)	EE
793	Bowling centers	172	68 089	19 063	4 921	2 479
79 ex. 792, 3, 84	Commercial sports and other amusement and recreation services, including museums	1 189	578 750	273 703	43 249	11 074
794	Commercial sports	66	110 562	145 561	20 195	1 033
7941	Professional sports clubs, managers, promoters	26	102 101	144 409	20 035	965
7941 pt.	Baseball clubs	2	(D)	(D)	(D)	EE
7941 pt.	Football clubs	1	(D)	(D)	(D)	CC
7941 pt.	Other professional sports clubs	4	(D)	(D)	(D)	CC
7941 pt.	Managers and promoters	19	10 968	2 177	695	203
7948	Racing, including track operation	40	8 461	1 152	160	68
7948 pt.	Auto racetrack operation	21	6 081	584	33	35
7948 pt.	Horse racetrack operation	-	-	-	-	-
7948 pt.	Dog racetrack operation	-	-	-	-	-
7948 pt.	Racing stables and racing, n.e.c.	19	2 380	568	127	33
79 ex. 792, 3, 4; 84	Other amusement and recreation services, including museums	1 123	468 188	128 142	23 054	10 041
791	Dance studios, schools, and halls	107	10 376	3 057	744	510
7991	Physical fitness facilities	178	47 709	13 148	3 122	2 082
7991 pt.	Physical fitness centers, except gymnasiums and athletic clubs	145	39 636	10 524	2 570	1 678
7991 pt.	Gymnasiums and athletic clubs	33	8 073	2 624	552	404
7992	Public golf courses	60	32 312	9 538	1 589	759
7993	Coin-operated amusement devices	98	35 077	6 736	1 600	462
7996	Amusement parks	22	134 834	39 113	5 411	1 383
7997	Membership sports and recreation clubs	171	80 852	27 111	5 290	2 102
7999, 84	Amusement and recreation services, including museums, n.e.c.	487	127 028	29 439	5 298	2 743
7999 pt.	Concession operators of amusement devices and rides	25	8 355	1 402	164	96
7999 pt.	Carnivals, circuses, and fairs	16	8 171	1 067	140	59
7999 pt.	Carnivals and circuses	11	7 840	1 000	131	51
7999 pt.	Fairs	5	331	67	9	8
7999 pt., 84	Other recreation and amusements, including museums	446	110 502	26 970	4 994	2 588
84	Museums, art galleries, and botanical and zoological gardens	14	3 493	1 116	192	68
841	Museums and art galleries	10	(D)	(D)	(D)	BB
842	Arboreta and botanical or zoological gardens	4	(D)	(D)	(D)	BB
7999 pt.	Roller skating rinks	59	9 292	2 489	628	484
7999 pt.	Ice skating rinks	-	-	-	-	-
7999 pt.	Other amusement and recreation services, n.e.c.	373	97 717	23 365	4 174	2 036

Table 1a. Summary Statistics for Firms Subject to Federal Income Tax for the State: 1992—Con.

[Includes only establishments with payroll. For meaning of abbreviations and symbols, see introductory text. For explanation of terms and comparability of 1987 and 1992 censuses, see appendix A]

SIC code	Kind of business or operation	Establishments (number)	Receipts (\$1,000)	Annual payroll (\$1,000)	First-quarter payroll (\$1,000)	Paid employees for pay period including March 12 (number)
80	Health services	8 424	5 494 934	2 444 292	521 789	94 786
801	Offices and clinics of doctors of medicine	3 280	2 562 807	1 297 583	260 904	24 700
8011 pt.	Offices of doctors of medicine	3 140	2 205 251	1 186 561	235 024	21 615
8011 pt.	General medical clinics	140	357 556	111 022	25 880	3 085
802	Offices and clinics of dentists	2 047	569 399	210 805	46 324	9 660
8021 pt.	Offices of dentists	2 045	(D)	(D)	(D)	II
8021 pt.	Dental clinics	2	(D)	(D)	(D)	BB
803	Offices and clinics of doctors of osteopathy	446	160 312	71 721	14 727	2 190
8031 pt.	Offices of osteopathic physicians	425	153 822	68 624	13 971	2 077
8031 pt.	Osteopathic clinics	21	6 490	3 097	756	113
804	Offices and clinics of other health practitioners	1 371	301 424	102 428	22 206	5 172
8041	Offices and clinics of chiropractors	598	89 333	23 687	5 441	1 542
8042	Offices and clinics of optometrists	301	88 489	25 130	5 693	1 325
8043	Offices and clinics of podiatrists	98	24 462	8 739	2 008	353
8049	Offices and clinics of health practitioners, n.e.c.	374	99 140	44 872	9 064	1 952
805	Nursing and personal care facilities	556	806 462	369 204	88 748	34 082
8051	Skilled nursing care facilities	387	688 754	316 862	75 997	28 686
8052	Intermediate care facilities	125	95 592	43 430	10 970	4 673
8059	Nursing and personal care facilities, n.e.c.	44	22 116	8 912	1 781	723
806	Hospitals	24	470 019	159 473	36 504	7 128
8062	General medical and surgical hospitals	11	373 586	121 773	28 018	5 565
8063, 9	Specialty hospitals	13	96 433	37 700	8 486	1 563
8063	Psychiatric hospitals	9	65 166	25 421	6 576	1 202
8069	Specialty hospitals, except psychiatric	4	31 267	12 279	1 910	361
807, 8, 9	Other health services	700	624 511	233 078	52 376	11 854
807	Medical and dental laboratories	283	216 299	72 503	16 591	2 554
8071	Medical laboratories	137	173 179	52 485	11 927	1 586
8072	Dental laboratories	146	43 120	20 018	4 664	968
808	Home health care services	165	181 958	75 621	16 339	6 112
809	Miscellaneous health and allied services, n.e.c.	252	226 254	84 954	19 446	3 188
8092	Kidney dialysis centers	16	24 697	6 221	1 421	229
8093	Specialty outpatient facilities, n.e.c.	153	136 657	53 530	12 468	2 022
8099	Health and allied services, n.e.c.	83	64 900	25 203	5 557	937
81	Legal services	2 475	1 470 799	547 206	118 788	15 233
823, 4, 9	Selected educational services	225	102 581	34 549	8 174	2 141
823	Libraries	7	471	206	56	24
824	Vocational schools	83	74 409	24 089	5 630	1 192
8243	Data processing schools	23	14 851	5 291	1 176	231
8244	Business and secretarial schools	15	8 347	3 130	748	175
8249	Vocational schools, n.e.c.	45	51 211	15 668	3 706	786
829	Schools and educational services, n.e.c.	135	27 701	10 254	2 488	925
83	Social services	1 413	274 596	112 486	25 330	11 982
835	Child day care services	766	103 073	46 351	10 826	6 341
832, 3, 6, 9	Other social services	647	171 523	66 135	14 504	5 641
832	Individual and family social services	158	38 535	17 278	3 800	1 139
833	Job training and vocational rehabilitation services	46	10 689	4 811	1 136	306
836	Residential care	401	109 167	41 384	8 893	4 009
839	Social services, n.e.c.	42	13 132	2 662	675	187
87 ex. 8733	Engineering, accounting, research, management, and related services (except noncommercial research organizations)	4 042	3 175 440	1 239 334	289 231	39 524
871	Engineering, architectural, and surveying services	1 084	1 277 672	583 207	130 690	14 911
8711	Engineering services	620	1 001 555	452 765	100 358	11 189
8712	Architectural services	320	227 252	109 687	25 946	2 861
8713	Surveying services	144	48 865	20 755	4 386	861
872	Accounting, auditing, and bookkeeping services	1 576	629 044	265 971	64 528	11 384
873 ex. 8733	Research, development, and testing services (except noncommercial research organizations)	188	188 249	73 867	17 662	2 962
8731	Commercial physical and biological research	42	68 665	23 069	5 499	496
8731 pt.	Commercial physical research	20	53 444	18 597	4 472	363
8731 pt.	Commercial medical and biological research	22	15 221	4 472	1 027	133
8732	Commercial economic, sociological, and educational research	84	54 286	19 881	5 215	1 396
8734	Testing laboratories	62	65 298	30 917	6 948	1 070
874	Management and public relations services	1 194	1 080 475	316 289	76 351	10 267
8741	Management services	329	692 702	159 083	37 679	5 577
8742	Management consulting services	558	225 662	86 840	21 117	2 596
8743	Public relations services	92	71 605	31 253	7 814	758
8744	Facilities support management services	10	24 866	12 956	2 885	473
8748	Business consulting services, n.e.c.	205	65 640	26 157	6 856	863
89	Services, n.e.c.	193	61 822	24 693	5 074	804
8999 pt.	Scientific and related consulting services, except environmental	38	17 997	10 305	2 104	372
8999 pt.	Other services	155	43 825	14 388	2 970	432
8999 pt.	Environmental consulting	57	27 569	8 452	1 971	263
8999 pt.	Authors, composers, and other arts-related services	36	4 816	1 426	306	70
8999 pt.	Other services, n.e.c.	62	11 440	4 510	693	99

Table 1b. Summary Statistics for Firms Exempt From Federal Income Tax for the State: 1992

[Includes only establishments with payroll. For meaning of abbreviations and symbols, see introductory text. For explanation of terms and comparability of 1987 and 1992 censuses, see appendix A]

SIC code	Kind of business or operation	Establishments (number)	Revenue (\$1,000)	Annual payroll (\$1,000)	First-quarter payroll (\$1,000)	Paid employees for pay period including March 12 (number)
	Total	4 354	9 483 830	3 996 266	970 498	194 873
7032, 704	Camps and membership lodging	85	17 292	3 748	857	295
7032	Sporting and recreational camps	27	5 581	2 370	459	102
704	Organization hotels and lodging houses, on membership basis	58	11 711	1 378	398	193
792, 7991 pt., 7997, 7999 pt., 84	Selected amusement, recreation, and related services	274	225 537	86 214	18 267	5 242
792	Theatrical producers (except motion picture), bands, orchestras, and entertainers	53	61 718	25 756	5 830	1 319
7922	Theatrical producers (except motion picture) and miscellaneous theatrical services	26	27 593	8 188	1 575	623
7922 pt.	Producers of live theatrical productions	22	26 206	7 859	1 510	597
7922 pt.	Producers of radio and television shows, except tape	1	(D)	(D)	(D)	AA
7922 pt.	Artists' and entertainers' managers or agents, concert bureaus, booking agents	—	—	—	—	—
7922 pt.	Other theatrical services	3	(D)	(D)	(D)	BB
7929	Bands, orchestras, actors, and other entertainers and entertainment groups	27	34 125	17 568	4 255	696
7929 pt.	Dance groups and artists	7	4 463	1 431	387	101
7929 pt.	Symphony orchestras, opera companies, and chamber music organizations	9	28 099	15 710	3 727	522
7929 pt.	Other music groups and artists	7	1 308	345	121	68
7929 pt.	Other entertainers and entertainment groups	4	255	82	20	5
7991 pt., 7997	Gymnasiums, athletic clubs, and membership sports and recreation clubs	162	106 909	40 673	8 093	2 857
7991 pt.	Gymnasiums and athletic clubs	8	3 467	1 665	398	399
7997	Membership sports and recreation clubs	154	103 442	39 008	7 695	2 458
7999 pt.	Fairs	9	10 971	1 416	223	51
84	Museums, art galleries, and botanical and zoological gardens	50	45 939	18 369	4 121	1 015
841	Museums and art galleries	46	(D)	(D)	(D)	FF
842	Arboreta and botanical or zoological gardens	4	(D)	(D)	(D)	EE
8011 pt.; 8021 pt.; 805, 6, 8, 9	Selected health services	468	7 423 075	3 273 357	799 848	141 185
8011 pt., 8021 pt.	Clinics of doctors of medicine and dentists	51	157 278	63 255	14 662	1 832
8011 pt.	General medical clinics	51	157 278	63 255	14 662	1 832
8021 pt.	Dental clinics	—	—	—	—	—
805	Nursing and personal care facilities	119	292 266	142 401	34 908	11 670
8051	Skilled nursing care facilities	67	206 424	101 182	24 812	8 022
8052	Intermediate care facilities	41	66 230	36 670	9 022	3 144
8059	Nursing and personal care facilities, n.e.c.	11	19 612	4 549	1 074	504
806	Hospitals	151	6 747 443	2 962 873	724 881	122 050
8062	General medical and surgical hospitals	129	6 109 390	2 657 307	650 409	108 767
8062 pt.	General medical and surgical hospitals, nongovernment	82	5 030 922	2 099 432	514 447	87 891
8062 pt.	General medical and surgical hospitals, government	47	1 078 468	557 875	135 962	20 876
8063, 9	Specialty hospitals	22	638 053	305 566	74 472	13 283
8063	Psychiatric hospitals	11	201 534	119 517	29 453	6 138
8063 pt.	Psychiatric hospitals, nongovernment	3	(D)	(D)	(D)	FF
8063 pt.	Psychiatric hospitals, government	8	(D)	(D)	(D)	II
8069	Specialty hospitals, except psychiatric	11	436 519	186 049	45 019	7 145
8069 pt.	Specialty hospitals, except psychiatric; nongovernment	10	(D)	(D)	(D)	II
8069 pt.	Specialty hospitals, except psychiatric; government	1	(D)	(D)	(D)	EE
808, 9	Other health services	147	226 088	104 828	25 397	5 633
808	Home health care services	38	62 327	33 941	8 236	2 064
809	Miscellaneous health and allied services, n.e.c.	109	163 761	70 887	17 161	3 569
8092	Kidney dialysis centers	9	(D)	(D)	(D)	CC
8093	Specialty outpatient facilities, n.e.c.	81	67 722	35 458	8 449	1 896
8099	Health and allied services, n.e.c.	19	(D)	(D)	(D)	GG
8111 pt.	Legal aid societies and similar legal services	24	12 283	6 813	1 673	266
823, 4, 9	Selected educational services	109	47 256	18 324	4 439	937
823	Libraries	20	17 101	7 310	1 851	336
824	Vocational schools	28	12 627	4 444	1 071	200
8243	Data processing schools	—	—	—	—	—
8244	Business and secretarial schools	2	(D)	(D)	(D)	BB
8249	Vocational schools, n.e.c.	26	(D)	(D)	(D)	CC
829	Schools and educational services, n.e.c.	61	17 528	6 570	1 517	401
83	Social services	1 842	952 822	374 771	89 656	33 651
835	Child day care services	330	69 356	35 127	8 408	3 912
832, 3, 6, 9	Other social services	1 512	883 466	339 644	81 248	29 739
832	Individual and family social services	709	257 639	114 438	27 329	8 540
833	Job training and vocational rehabilitation services	200	145 362	66 366	15 062	10 485
836	Residential care	245	204 332	100 185	24 181	6 963
839	Social services, n.e.c.	358	276 133	58 655	14 676	3 751
861, 2, 4, 9	Selected membership organizations	1 464	716 720	195 580	46 825	12 016
861	Business associations	334	187 498	50 226	12 120	1 900
864	Civic, social, and fraternal associations	805	298 750	75 368	17 537	7 126
862, 9	Other membership organizations	325	230 472	69 986	17 168	2 990
862	Professional membership organizations	125	109 334	24 722	5 970	935
869	Membership organizations, n.e.c.	200	121 138	45 264	11 198	2 055

Table 1b. Summary Statistics for Firms Exempt From Federal Income Tax for the State: 1992—Con.

[Includes only establishments with payroll. For meaning of abbreviations and symbols, see introductory text. For explanation of terms and comparability of 1987 and 1992 censuses, see appendix A]

SIC code	Kind of business or operation	Establishments (number)	Revenue (\$1,000)	Annual payroll (\$1,000)	First-quarter payroll (\$1,000)	Paid employees for pay period including March 12 (number)
873, 4 ex. 8744	Research, testing, and consulting services, except facilities support management services -----	88	88 845	37 459	8 933	1 281
873	Research, development, and testing services -----	45	47 154	21 991	5 432	807
8731	Commercial physical and biological research -----	6	(D)	(D)	(D)	EE
8732	Commercial economic, sociological, and educational research -----	8	2 234	1 281	281	98
8733	Noncommercial research organizations -----	28	17 142	6 446	1 680	298
8734	Testing laboratories -----	3	(D)	(D)	(D)	AA
874 ex. 8744	Management and public relations services, except facilities support management services -----	43	41 691	15 468	3 501	474
8741	Management services -----	9	(D)	(D)	(D)	EE
8742	Management consulting services -----	10	8 636	2 472	594	64
8743	Public relations services -----	4	(D)	(D)	(D)	AA
8748	Business consulting services, n.e.c. -----	20	(D)	(D)	(D)	CC

Table 2a. Selected Ratios for Firms Subject to Federal Income Tax for the State: 1992

[Includes only establishments with payroll. For meaning of abbreviations and symbols, see introductory text. For explanation of terms and comparability of 1987 and 1992 censuses, see appendix A]

SIC code	Kind of business or operation	Receipts		Annual payroll per employee ¹ (dollars)	Employees per establishment ¹ (number)
		Per establishment (dollars)	Per employee ¹ (dollars)		
	Total -----	559 356	54 450	20 612	10
70 ex. 704	Hotels, rooming houses, camps, and other lodging places (except membership lodging) -----	870 895	39 068	10 865	22
7011	Hotels and motels -----	972 354	38 951	10 870	25
7011 pt.	Hotels -----	1 895 185	38 093	11 304	50
7011 pt.	Hotels, 25 guestrooms or more -----	2 266 423	38 125	11 367	59
7011 pt.	Hotels, less than 25 guestrooms -----	115 426	35 356	5 802	3
7011 pt.	Motels, motor hotels, and tourist courts -----	362 294	42 239	9 205	9
7011 pt.	Motels, tourist courts -----	341 655	43 000	9 352	8
7011 pt.	Motor hotels -----	615 000	37 704	8 330	16
702, 3	Other lodging places -----	205 702	43 080	10 671	5
702	Rooming and boarding houses -----	100 526	18 911	4 446	5
703	Camps and recreational vehicle parks -----	241 071	52 487	13 094	5
72	Personal services -----	214 770	33 522	11 143	6
721	Laundry, cleaning, and garment services -----	266 719	35 209	12 277	8
7211	Power laundries, family and commercial* -----	557 964	31 690	14 546	18
7213	Linen supply* -----	1 317 000	46 334	16 924	28
7215	Coin-operated laundries and drycleaning -----	146 884	39 530	8 127	4
7216	Drycleaning plants, except rug cleaning* -----	209 543	29 146	11 163	7
7217	Carpet and upholstery cleaning -----	175 349	25 352	9 936	7
7218	Industrial laundriers* -----	2 036 125	54 845	18 662	37
7212, 9	Other laundry, cleaning, and garment services* -----	130 483	30 254	9 615	4
7212	Garment pressing, and agents for laundries and drycleaners -----	127 714	37 841	8 725	3
7219	Laundry and garment services, n.e.c.* -----	132 187	27 031	9 993	5
722	Photographic studios, portrait -----	565 675	47 414	11 615	12
723, 4	Beauty and barber shops -----	103 912	23 497	10 646	4
723	Beauty shops -----	105 087	23 284	10 577	5
724	Barber shops -----	77 024	32 896	13 651	2
725	Shoe repair shops and shoeshine parlors -----	92 508	36 199	10 988	3
726	Funeral service and crematories -----	414 974	73 455	18 734	6
729	Miscellaneous personal services -----	162 028	18 217	6 071	9
7291	Tax return preparation services -----	133 306	8 917	4 185	15
7299	Miscellaneous personal services, n.e.c. -----	176 863	30 671	8 596	6
73	Business services -----	782 481	44 141	17 181	18
731	Advertising -----	953 990	100 088	34 234	10
7311	Advertising agencies -----	976 911	103 073	38 137	9
7312	Outdoor advertising services -----	1 114 175	107 132	24 505	10
7313	Radio, television, publishers' advertising representatives -----	930 000	115 811	32 321	8
7319	Advertising, n.e.c. -----	556 194	52 890	14 960	11
732	Consumer credit reporting agencies, mercantile reporting agencies, and adjustment and collection agencies -----	704 955	50 029	18 686	14
7322	Adjustment and collection services -----	571 798	40 149	18 675	14
7323	Credit reporting services -----	1 255 333	93 218	18 733	13
733	Mailing, reproduction, commercial art and photography, and stenographic services -----	538 413	68 746	22 196	8
7331	Direct mail advertising services -----	1 695 200	74 351	22 808	23
7334	Photocopying and duplicating services -----	594 269	57 450	17 563	10
7335, 6	Commercial photography, art, and graphics -----	394 574	86 378	28 876	5
7335	Commercial photography -----	245 989	80 825	26 429	3
7336	Commercial art and graphic design -----	451 770	87 640	29 433	5
7338	Secretarial and court reporting services -----	178 047	29 907	11 804	6
734	Services to dwellings and other buildings -----	253 445	16 842	8 965	15
7342	Disinfecting and pest control services -----	229 230	51 133	18 889	4
7349	Building cleaning and maintenance services, n.e.c. -----	259 477	14 677	8 338	18

See footnotes at end of table.

Table 2a. Selected Ratios for Firms Subject to Federal Income Tax for the State: 1992 — Con.

[Includes only establishments with payroll. For meaning of abbreviations and symbols, see introductory text. For explanation of terms and comparability of 1987 and 1992 censuses, see appendix A]

SIC code	Kind of business or operation	Receipts		Annual payroll per employee ¹ (dollars)	Employees per establishment ¹ (number)
		Per establishment (dollars)	Per employee ¹ (dollars)		
73	Business services—Con.				
735	Miscellaneous equipment rental and leasing -----	676 467	86 639	20 477	8
7352	Medical equipment rental and leasing -----	1 097 235	94 446	22 191	12
7353	Heavy construction equipment rental and leasing -----	1 178 725	121 206	28 393	10
7359	Equipment rental and leasing, n.e.c. -----	553 791	79 542	18 873	7
736	Personnel supply services -----	1 238 562	19 092	11 082	65
7361	Employment agencies -----	392 800	32 068	16 828	12
7363	Help supply services -----	1 824 089	18 006	10 601	101
7363 pt.	Temporary help supply -----	1 393 953	13 283	9 426	105
7363 pt.	Help supply, except temporary -----	3 335 542	37 678	15 495	89
737	Computer programming, data processing, and other computer related services -----	1 566 176	102 026	37 127	15
7371, 2, 3	Computer programming, prepackaged software, and integrated systems -----	1 598 318	130 461	41 409	12
7371	Computer programming services -----	1 158 521	114 141	41 299	10
7372	Prepackaged software -----	1 811 196	170 378	39 296	11
7373	Computer integrated systems -----	3 451 953	144 251	42 634	24
7374, 5, 6	Data processing services -----	2 437 721	68 847	33 231	35
7374, 5	Computer processing, information retrieval -----	2 581 103	68 857	33 338	37
7376	Computer facilities management services -----	747 857	68 431	28 908	11
7377, 8, 9	Computer rental and leasing, maintenance, and related services, n.e.c. -----	809 424	105 696	33 741	8
7377	Computer rental and leasing -----	1 454 727	207 818	30 656	7
7378	Computer maintenance and repair -----	1 002 975	125 962	29 670	8
7379	Computer related services, n.e.c. -----	579 341	76 416	36 878	8
738	Miscellaneous business services -----	649 344	46 623	15 767	14
7381, 2	Detective agencies and protective services -----	824 710	24 704	12 763	33
7381	Detective, guard, and armored car services -----	763 860	20 737	11 773	37
7382	Security systems services -----	1 095 156	60 692	21 746	18
7383	News syndicates -----	(D)	(D)	(D)	(D)
7384	Photofinishing laboratories* -----	880 291	67 235	18 323	13
7389	Business services, n.e.c. -----	(D)	(D)	(D)	(D)
7389 pt.	Sign painting shops -----	187 162	56 314	19 513	3
7389 pt.	Interior designing -----	214 703	80 685	20 525	3
7389 pt.	Telephone answering services -----	369 420	28 549	12 175	13
7389 pt.	Other business services -----	(D)	(D)	(D)	(D)
75	Automotive repair, services, and parking -----	371 095	76 744	17 242	5
751	Automotive rental and leasing, without drivers -----	2 029 211	149 003	21 157	14
7513	Truck rental and leasing, without drivers -----	1 673 590	171 274	22 599	10
7514, 5	Passenger car rental and leasing -----	2 706 532	136 275	20 261	20
7514	Passenger car rental -----	2 288 078	118 669	16 801	19
7515	Passenger car leasing -----	4 491 933	201 131	33 006	22
7519	Utility trailer and recreational vehicle rental -----	412 400	87 745	19 574	5
752	Automobile parking -----	331 791	73 264	9 626	5
753	Automotive repair shops -----	294 970	73 123	19 090	4
7532	Top, body, and upholstery repair shops and paint shops -----	320 442	70 291	20 286	5
7532 pt.	Top and body repair shops -----	329 383	70 526	20 301	5
7532 pt.	Paint shops -----	152 651	61 925	19 774	2
7538	General automotive repair shops -----	254 690	73 365	18 237	3
7538 pt.	General automotive repair shops, except diesel -----	223 553	70 323	17 673	3
7538 pt.	Diesel repair shops -----	552 783	88 125	20 973	6
7533, 4, 6, 7, 9	Other automotive repair shops -----	352 864	76 216	19 038	5
7533	Automotive exhaust system repair shops -----	289 025	68 898	18 388	4
7534	Tire retreading and repair shops -----	1 222 531	110 200	21 768	11
7536	Automotive glass replacement shops -----	356 229	84 595	22 551	4
7537	Automotive transmission repair shops -----	217 305	63 045	17 132	3
7539	Automotive repair shops, n.e.c. -----	222 322	55 785	16 357	4
7539 pt.	Radiator repair -----	187 785	52 612	16 629	4
7539 pt.	Brake, front end, and wheel alignment -----	200 237	55 206	16 673	4
7539 pt.	Automotive electrical and fuel system services -----	237 483	55 317	15 193	4
7539 pt.	Other automotive repair shops, n.e.c. -----	338 348	63 787	17 664	5
754	Automotive services, except repair -----	212 929	33 169	9 731	6
7542	Carwashes -----	158 436	24 708	7 442	6
7549	Automotive services, except repair and carwashes -----	285 338	44 381	12 766	6
76	Miscellaneous repair services -----	359 451	64 939	20 093	6
762	Electrical repair shops -----	384 360	57 270	19 796	7
7622	Radio and television repair shops -----	258 605	60 599	21 718	4
7623, 9	Other electrical and electronic repair shops -----	443 296	56 422	19 306	8
7623	Refrigeration and air-conditioning service and repair shops -----	361 293	93 631	25 310	4
7629	Electrical and electronic repair shops, n.e.c. -----	474 342	50 621	18 370	9
763	Watch, clock, and jewelry repair -----	156 256	56 426	13 546	3
764	Reupholstery and furniture repair -----	107 274	41 052	13 139	3
769	Miscellaneous repair and related services -----	400 173	72 016	21 007	6
7692	Welding repair -----	188 690	55 828	15 853	3
7694	Armature rewinding shops -----	790 875	97 840	25 271	8
7699	Repair shops and related services, n.e.c. -----	411 439	71 337	21 143	6
78, 79, 84	Amusement and recreation services, including motion pictures and museums -----	472 435	51 713	18 007	9
781, 2	Motion picture production, distribution, and services -----	626 348	87 862	23 733	7
783	Motion picture theaters -----	729 351	47 898	6 157	15
7832	Motion picture theaters, except drive-in -----	770 493	47 570	6 077	16
7833	Drive-in motion picture theaters -----	242 500	64 667	10 244	4
784	Video tape rental -----	215 349	40 851	7 162	5

See footnotes at end of table.

Table 2a. **Selected Ratios for Firms Subject to Federal Income Tax for the State: 1992** — Con.

[Includes only establishments with payroll. For meaning of abbreviations and symbols, see introductory text. For explanation of terms and comparability of 1987 and 1992 censuses, see appendix A]

SIC code	Kind of business or operation	Receipts		Annual payroll per employee ¹ (dollars)	Employees per establishment ¹ (number)
		Per establishment (dollars)	Per employee ¹ (dollars)		
78, 79, 84	Amusement and recreation services, including motion pictures and museums—Con.				
792	Theatrical producers (except motion picture), bands, orchestras, and entertainers	793 538	86 832	18 133	9
7922	Theatrical producers (except motion picture) and miscellaneous theatrical services	1 440 388	106 991	19 224	13
7929	Bands, orchestras, actors, and other entertainers and entertainment groups	384 679	60 053	16 685	6
793	Bowling centers	395 866	27 466	7 690	14
79 ex. 792, 3; 84	Commercial sports and other amusement and recreation services, including museums	486 754	52 262	24 716	9
794	Commercial sports	1 675 182	140 030	140 911	16
7941	Professional sports clubs, managers, promoters	3 926 962	105 804	149 647	37
7948	Racing, including track operation	211 525	124 426	16 941	2
79 ex. 792, 3, 4; 84	Other amusement and recreation services, including museums	416 908	46 628	12 762	9
791	Dance studios, schools, and halls	96 972	20 345	5 994	5
7991	Physical fitness facilities	268 028	22 915	6 315	12
7992	Public golf courses	538 533	42 572	12 567	13
7993	Coin-operated amusement devices	357 929	75 924	14 580	5
7996	Amusement parks	6 128 818	97 494	28 281	63
7997	Membership sports and recreation clubs	472 819	38 464	12 898	12
7999, 84	Amusement and recreation services, including museums, n.e.c.	260 838	46 310	10 732	6
7999 pt.	Concession operators of amusement devices and rides	334 200	87 031	14 604	4
7999 pt.	Carnivals, circuses, and fairs	510 688	138 492	18 085	4
7999 pt., 84	Other recreation and amusements, including museums	247 762	42 698	10 421	6
80	Health services	652 295	57 972	25 787	11
801	Offices and clinics of doctors of medicine	781 344	103 757	52 534	8
8011 pt.	Offices of doctors of medicine	702 309	102 024	54 895	7
8011 pt.	General medical clinics	2 553 971	115 901	35 988	22
802	Offices and clinics of dentists	278 163	58 944	21 822	5
803	Offices and clinics of doctors of osteopathy	359 444	73 202	32 749	5
804	Offices and clinics of other health practitioners	219 857	58 280	19 804	4
8041	Offices and clinics of chiropractors	149 386	57 933	15 361	3
8042	Offices and clinics of optometrists	293 983	66 784	18 966	4
8043	Offices and clinics of podiatrists	249 612	69 297	24 756	4
8049	Offices and clinics of health practitioners, n.e.c.	265 080	50 789	22 988	5
805	Nursing and personal care facilities	1 450 471	23 662	10 833	61
8051	Skilled nursing care facilities	1 779 726	24 010	11 046	74
8052	Intermediate care facilities	764 736	20 456	9 294	37
8059	Nursing and personal care facilities, n.e.c.	502 636	30 589	12 326	16
806	Hospitals	19 584 125	65 940	22 373	297
8062	General medical and surgical hospitals	33 962 364	67 131	21 882	506
8063, 9	Specialty hospitals	7 417 923	61 697	24 120	120
807, 8, 9	Other health services	892 159	52 684	19 662	17
807	Medical and dental laboratories	764 307	84 690	28 388	9
8071	Medical laboratories	1 264 080	109 192	33 093	12
8072	Dental laboratories	295 342	44 545	20 680	7
808	Home health care services	1 102 776	29 771	12 373	37
809	Miscellaneous health and allied services, n.e.c.	897 833	70 971	26 648	13
8092	Kidney dialysis centers	1 543 563	107 847	27 166	14
8093	Specialty outpatient facilities, n.e.c.	893 183	67 585	26 474	13
8099	Health and allied services, n.e.c.	781 928	69 264	26 898	11
81	Legal services	594 262	96 553	35 922	6
823, 4, 9	Selected educational services	455 916	47 913	16 137	10
823	Libraries	67 286	19 625	8 583	3
824	Vocational schools	896 494	62 424	20 209	14
829	Schools and educational services, n.e.c.	205 193	29 947	11 085	7
83	Social services	194 335	22 917	9 388	8
835	Child day care services	134 560	16 255	7 310	8
832, 3, 6, 9	Other social services	265 105	30 406	11 724	9
87 ex. 8733	Engineering, accounting, research, management, and related services (except noncommercial research organizations)	785 611	80 342	31 356	10
871	Engineering, architectural, and surveying services	1 178 664	85 687	39 113	14
8711	Engineering services	1 615 411	89 512	40 465	18
8712	Architectural services	710 163	79 431	38 339	9
8713	Surveying services	339 340	56 754	24 106	6
872	Accounting, auditing, and bookkeeping services	399 140	55 257	23 364	7
873 ex. 8733	Research, development, and testing services (except noncommercial research organizations)	1 001 324	63 555	24 938	16
8731	Commercial physical and biological research	1 634 881	138 438	46 510	12
8732	Commercial economic, sociological, and educational research	646 262	38 887	14 241	17
8734	Testing laboratories	1 053 194	61 026	28 894	17
874	Management and public relations services	904 920	105 238	30 806	9
8741	Management services	2 105 477	124 207	28 525	17
8742	Management consulting services	404 412	86 927	33 451	5
8743	Public relations services	778 315	94 466	41 231	8
8744	Facilities support management services	2 486 600	52 571	27 391	47
8748	Business consulting services, n.e.c.	320 195	76 060	30 309	4
89	Services, n.e.c.	320 321	76 893	30 713	4

¹Based on number of employees for pay period including March 12.

Table 2b. Selected Ratios for Firms Exempt From Federal Income Tax for the State: 1992

[Includes only establishments with payroll. For meaning of abbreviations and symbols, see introductory text. For explanation of terms and comparability of 1987 and 1992 censuses, see appendix A]

SIC code	Kind of business or operation	Revenue		Expenses		Annual payroll per employee ¹ (dollars)	Employees per establishment ¹ (number)
		Per establishment (dollars)	Per employee ¹ (dollars)	Per establishment (dollars)	Per employee ¹ (dollars)		
	Total	2 178 188	48 667	2 044 939	45 690	20 507	45
7032, 704	Camps and membership lodging	203 435	58 617	198 624	57 231	12 705	3
792, 7991 pt., 7997, 7999 pt., 84	Selected amusement, recreation, and related services	823 128	43 025	802 854	41 965	16 447	19
8011 pt.; 8021 pt.; 805, 6, 8, 9	Selected health services	15 861 271	52 577	15 089 707	50 019	23 185	302
8011 pt., 8021 pt., 805	Clinics of doctors of medicine and dentists	3 083 882	85 850	2 770 529	77 127	34 528	36
	Nursing and personal care facilities	2 456 017	25 044	2 364 866	24 115	12 202	98
806	Hospitals	44 685 053	55 284	42 522 159	52 608	24 276	808
8062	General medical and surgical hospitals	47 359 612	56 170	45 081 566	53 468	24 431	843
8063, 9	Specialty hospitals	29 002 409	48 035	27 514 727	45 571	23 004	604
808, 9	Other health services	1 538 014	40 136	1 485 857	38 775	18 610	38
8111 pt.	Legal aid societies and similar legal services	511 792	46 177	496 583	44 805	25 613	11
823, 4, 9	Selected educational services	433 541	50 433	434 092	50 497	19 556	9
83	Social services	517 276	28 315	438 176	23 985	11 137	18
835	Child day care services	210 170	17 729	208 248	17 567	8 979	12
832, 3, 6, 9	Other social services	584 303	29 707	488 359	24 829	11 421	20
832	Individual and family social services	363 384	30 169	341 599	28 360	13 400	12
833	Job training and vocational rehabilitation services	726 810	13 864	716 155	13 661	6 330	52
836	Residential care	834 008	29 345	807 408	28 409	14 388	28
839	Social services, n.e.c.	771 321	73 616	433 405	41 365	15 637	10
861, 2, 4, 9	Selected membership organizations	489 563	59 647	447 921	54 574	16 277	8
861	Business associations	561 371	98 683	535 769	94 183	26 435	6
864	Civic, social, and fraternal associations	371 118	41 924	333 732	37 701	10 576	9
862, 9	Other membership organizations	709 145	77 081	640 477	69 617	23 407	9
873, 4 ex. 8744	Research, testing, and consulting services, except facilities support management services	1 009 602	69 356	939 830	64 563	29 242	15
873	Research, development, and testing services	1 047 867	58 431	989 644	55 185	27 250	18
874 ex. 8744	Management and public relations services, except facilities support management services	969 558	87 956	887 698	80 530	32 633	11

¹Based on number of employees for pay period including March 12.

Table 3a. Comparative Statistics for Firms Subject to Federal Income Tax for the State: 1992 and 1987

[Includes only establishments with payroll. For meaning of abbreviations and symbols, see introductory text. For explanation of terms and comparability of 1987 and 1992 censuses, see appendix A]

SIC code	Kind of business or operation	Establishments		Receipts			Annual payroll			Paid employees for pay period including March 12	
		1992 (number)	1987 (number)	1992 (\$1,000)	1987 (\$1,000)	Percent change 1987 to 1992	1992 (\$1,000)	1987 (\$1,000)	Percent change 1987 to 1992	1992 (number)	1987 (number)
	Total	36 361	32 930	20 338 739	13 707 194	48.4	7 699 234	5 237 952	47.0	373 532	323 658
70 ex. 704	Hotels, rooming houses, camps, and other lodging places (except membership lodging)	1 141	1 089	993 691	863 021	15.1	276 340	241 564	14.4	25 435	29 278
7011	Hotels and motels	990	959	962 630	838 260	14.8	268 646	235 364	14.1	24 714	28 691
7011 pt.	Hotels	394	326	746 703	632 922	18.0	221 590	187 304	18.3	19 602	21 655
7011 pt.	Hotels, 25 guestrooms or more	326	235	738 854	624 709	18.3	220 302	185 841	18.5	19 380	21 319
7011 pt.	Hotels, less than 25 guestrooms	68	91	7 849	8 213	-4.4	1 288	1 463	-12.0	222	336
7011 pt.	Motels, motor hotels, and tourist courts	596	633	215 927	205 338	5.2	47 056	48 060	-2.1	5 112	7 036
7011 pt.	Motels, tourist courts	551	571	188 252	164 244	14.6	40 942	37 317	9.7	4 378	5 415
7011 pt.	Motor hotels	45	62	27 675	41 094	-32.7	6 114	10 743	-43.1	734	1 621
702, 3	Other lodging places	151	130	31 061	24 761	25.4	7 694	6 200	24.1	721	587
702	Rooming and boarding houses	38	61	3 820	7 072	-46.0	898	1 837	-51.1	202	311
703	Camps and recreational vehicle parks	113	69	27 241	17 689	54.0	6 796	4 363	55.8	519	276

Table 3a. Comparative Statistics for Firms Subject to Federal Income Tax for the State: 1992 and 1987 — Con.

[Includes only establishments with payroll. For meaning of abbreviations and symbols, see introductory text. For explanation of terms and comparability of 1987 and 1992 censuses, see appendix A]

SIC code	Kind of business or operation	Establishments		Receipts			Annual payroll			Paid employees for pay period including March 12	
		1992 (number)	1987 (number)	1992 (\$1,000)	1987 (\$1,000)	Percent change 1987 to 1992	1992 (\$1,000)	1987 (\$1,000)	Percent change 1987 to 1992	1992 (number)	1987 (number)
72	Personal services -----	4 634	4 485	995 246	693 784	43.5	330 812	248 042	33.4	29 689	26 097
721	Laundry, cleaning, and garment services -----	1 194	1 112	318 463	247 050	28.9	111 045	91 567	21.3	9 045	8 600
7211	Power laundries, family and commercial* -----	28	45	15 623	24 165	-35.3	7 171	10 153	-29.4	493	845
7213	Linens supply* -----	33	31	43 461	30 064	44.6	15 875	13 044	21.7	938	906
7215	Coin-operated laundries and drycleaning -----	292	299	42 890	32 102	33.6	8 818	7 011	25.8	1 085	1 106
7216	Drycleaning plants, except rug cleaning* -----	470	421	98 485	69 177	42.4	37 719	26 923	40.1	3 379	2 885
7217	Carpet and upholstery cleaning -----	192	157	33 667	30 308	11.1	13 195	12 497	5.6	1 328	1 243
7218	Industrial laundries* -----	32	28	65 156	48 938	33.1	22 171	17 868	24.1	1 188	1 115
7212, 9	Other laundry, cleaning, and garment services* -----	147	131	19 181	12 296	56.0	6 096	4 071	49.7	634	500
722	Photographic studios, portrait -----	274	241	154 995	(D)	(D)	37 970	(D)	(D)	3 269	GG
723, 4	Beauty and barber shops -----	1 958	2 017	203 459	167 559	21.4	92 180	79 455	16.0	8 659	8 884
723	Beauty shops -----	1 876	1 884	197 143	159 958	23.2	89 559	76 357	17.3	8 467	8 583
724	Barber shops -----	82	133	6 316	7 601	-16.9	2 621	3 098	-15.4	192	301
725	Shoe repair shops and shoeshine parlors -----	63	53	5 828	(D)	(D)	1 769	(D)	(D)	161	CC
726	Funeral service and crematories -----	502	499	208 317	145 678	43.0	53 129	38 648	37.5	2 836	2 698
729	Miscellaneous personal services -----	643	563	104 184	66 385	56.9	34 719	21 680	60.1	5 719	4 508
7291	Tax return preparation services -----	219	223	29 194	26 702	9.3	13 701	10 137	35.2	3 274	2 504
7299	Miscellaneous personal services, n.e.c. -----	424	340	74 990	39 683	89.0	21 018	11 543	82.1	2 445	2 004
73	Business services -----	5 909	4 824	4 623 678	2 951 571	56.7	1 799 685	1 185 102	51.9	104 749	86 523
731	Advertising -----	397	381	378 734	275 807	37.3	129 542	104 833	23.6	3 784	3 743
7311	Advertising agencies -----	293	279	286 235	210 254	36.1	105 906	89 348	18.5	2 777	3 058
7312	Outdoor advertising services -----	40	32	44 567	38 721	15.1	10 194	8 360	21.9	416	346
7313	Radio, television, publishers' advertising representatives -----	33	44	30 690	20 319	51.0	8 565	5 813	47.3	265	249
7319	Advertising, n.e.c. -----	31	26	17 242	6 513	164.7	4 877	1 312	271.7	326	90
732	Consumer credit reporting agencies, mercantile reporting agencies, and adjustment and collection agencies -----	154	161	108 563	70 382	54.2	40 548	26 576	52.6	2 170	1 772
7322	Adjustment and collection services -----	124	129	70 903	43 463	63.1	32 980	19 016	73.4	1 766	1 323
7323	Credit reporting services -----	30	32	37 660	26 919	39.9	7 568	7 560	.1	404	449
733	Mailing, reproduction, commercial art and photography, and stenographic services -----	601	494	323 586	211 454	53.0	104 478	73 036	43.1	4 707	4 154
7331	Direct mail advertising services -----	70	68	118 664	68 263	73.8	36 402	25 895	40.6	1 596	1 712
7334	Photocopying and duplicating services -----	93	68	55 267	34 408	60.6	16 896	10 567	59.9	962	648
7335, 6	Commercial photography, art, and graphics -----	331	271	130 604	94 410	38.3	43 661	31 723	37.6	1 512	1 330
7335	Commercial photography -----	92	87	22 631	19 643	15.2	7 400	5 887	25.7	280	256
7336	Commercial art and graphic design -----	239	184	107 973	74 767	44.4	36 261	25 836	40.4	1 232	1 074
7338	Secretarial and court reporting services -----	107	87	19 051	14 373	32.5	7 519	4 851	55.0	637	464
734	Services to dwellings and other buildings -----	1 329	1 022	336 829	236 411	42.5	179 284	128 442	39.6	19 999	18 954
7342	Disinfecting and pest control services -----	265	236	60 746	41 466	46.5	22 440	15 997	40.3	1 188	1 104
7349	Building cleaning and maintenance services, n.e.c. -----	1 064	786	276 083	194 945	41.6	156 844	112 445	39.5	18 811	17 850
735	Miscellaneous equipment rental and leasing -----	505	470	341 616	226 659	50.7	80 740	55 867	44.5	3 943	3 180
7352	Medical equipment rental and leasing -----	68	60	74 612	33 314	124.0	17 531	8 710	101.3	790	436
7353	Heavy construction equipment rental and leasing -----	40	61	47 149	33 487	40.8	11 045	7 275	51.8	389	297
7359	Equipment rental and leasing, n.e.c. -----	397	349	219 855	159 858	37.5	52 164	39 882	30.8	2 764	2 447
736	Personnel supply services -----	550	430	681 209	353 798	92.5	395 411	238 076	66.1	35 680	24 232
7361	Employment agencies -----	225	219	88 380	75 544	17.0	46 377	39 676	16.9	2 756	2 067
7363	Help supply services -----	325	211	592 829	278 254	113.1	349 034	198 400	75.9	32 924	22 165
737	Computer programming, data processing, and other computer related services -----	995	651	1 558 345	1 020 626	52.7	567 084	344 775	64.5	15 274	11 595
7371, 2, 3	Computer programming, prepackaged software, and integrated systems -----	585	335	935 016	526 885	77.5	296 779	165 971	78.8	7 167	4 741
7371	Computer programming services -----	407	220	471 518	157 630	199.1	170 607	66 117	158.0	4 131	2 007
7372	Prepackaged software -----	92	47	166 630	22 948	626.1	38 431	10 035	283.0	978	331
7373	Computer integrated systems -----	86	68	296 868	380 666	-22.0	87 741	96 082	-8.7	2 058	2 583
7374, 5, 6	Data processing services -----	179	185	436 352	362 435	20.4	210 617	147 301	43.0	6 338	5 804
7374, 5	Computer processing, information retrieval -----	165	170	425 882	350 160	21.6	206 194	143 420	43.8	6 185	5 660
7376	Computer facilities management services -----	14	15	10 470	8 375	25.0	4 423	2 721	62.6	153	104
7377, 8, 9	Computer rental and leasing, maintenance, and related services, n.e.c. -----	231	131	186 977	131 306	42.4	59 688	31 503	89.5	1 769	1 050
7377	Computer rental and leasing -----	22	18	32 004	50 410	-36.5	4 721	6 030	-21.7	154	122
7378	Computer maintenance and repair -----	80	55	80 238	60 481	32.7	18 900	17 789	6.2	637	646
7379	Computer related services, n.e.c. -----	129	58	74 735	20 415	266.1	36 067	7 684	369.4	978	282
738	Miscellaneous business services -----	1 378	1 215	894 796	556 434	60.8	302 598	213 497	41.7	19 192	18 893
7381, 2	Detective agencies and protective services -----	245	215	202 054	170 147	18.8	104 388	97 497	7.1	8 179	9 963
7381	Detective, guard, and armored car services -----	200	173	152 772	126 499	20.8	86 730	83 165	4.3	7 367	9 218
7382	Security systems services -----	45	42	49 282	43 648	12.9	17 658	14 332	23.2	812	745
7383	News syndicates -----	10	14	(D)	24 051	(D)	(D)	5 879	(D)	CC	CC
7384	Photofinishing laboratories* -----	151	171	132 924	84 519	57.3	36 225	22 560	60.6	1 977	1 951
7389	Business services, n.e.c. -----	972	815	(D)	277 717	(D)	(D)	87 561	(D)	II	6 789
7389 pt.	Sign painting shops -----	68	61	12 727	11 641	9.3	4 410	4 433	-5	226	293
7389 pt.	Interior designing -----	118	93	25 335	25 520	-7	6 445	7 589	-15.1	314	421
7389 pt.	Telephone answering services -----	50	53	18 471	9 480	94.8	7 877	3 976	98.1	647	447
7389 pt.	Other business services -----	736	608	(D)	254 584	(D)	(D)	78 771	(D)	II	6 000

Table 3a. Comparative Statistics for Firms Subject to Federal Income Tax for the State: 1992 and 1987 — Con.

[Includes only establishments with payroll. For meaning of abbreviations and symbols, see introductory text. For explanation of terms and comparability of 1987 and 1992 censuses, see appendix A]

SIC code	Kind of business or operation	Establishments		Receipts			Annual payroll			Paid employees for pay period including March 12	
		1992 (number)	1987 (number)	1992 (\$1,000)	1987 (\$1,000)	Percent change 1987 to 1992	1992 (\$1,000)	1987 (\$1,000)	Percent change 1987 to 1992	1992 (number)	1987 (number)
75	Automotive repair, services, and parking ----	3 988	3 501	1 479 928	1 182 212	25.2	332 489	272 499	22.0	19 284	17 819
751	Automotive rental and leasing, without drivers -----	194	217	393 667	418 885	-6.0	55 897	67 400	-17.1	2 642	3 385
7513	Truck rental and leasing, without drivers ----	105	124	175 727	202 649	-13.3	23 187	32 856	-29.4	1 026	1 646
7514, 5	Passenger car rental and leasing -----	79	84	213 816	212 570	.6	31 790	33 175	-4.2	1 569	1 670
7519	Utility trailer and recreational vehicle rental -----	10	9	4 124	3 666	12.5	920	1 369	-32.8	47	69
752	Automobile parking -----	244	229	80 957	61 993	30.6	10 637	12 415	-14.3	1 105	1 304
753	Automotive repair shops -----	3 040	2 699	896 710	640 948	39.9	234 095	174 927	33.8	12 263	11 058
7532	Top, body, and upholstery repair shops and paint shops -----	850	771	272 376	190 528	43.0	78 610	58 205	35.1	3 875	3 451
7532 pt.	Top and body repair shops -----	807	732	265 812	181 558	46.4	76 514	55 231	38.5	3 769	3 238
7532 pt.	Paint shops -----	43	39	6 564	8 970	-26.8	2 096	2 974	-29.5	106	213
7538	General automotive repair shops -----	1 512	1 279	385 092	250 694	53.6	95 724	66 519	43.9	5 249	4 537
7538 pt.	General automotive repair shops, except diesel -----	1 369	1 180	306 044	214 022	43.0	76 911	55 977	37.4	4 352	3 957
7538 pt.	Diesel repair shops -----	143	99	79 048	36 672	115.6	18 813	10 542	78.5	897	580
7533, 4, 6, 7, 9	Other automotive repair shops -----	678	649	239 242	199 726	19.8	59 761	50 203	19.0	3 139	3 070
7533	Automotive exhaust system repair shops -----	159	143	45 955	35 431	29.7	12 265	9 396	30.5	667	576
7534	Tire retreading and repair shops -----	64	52	78 242	61 386	27.5	15 455	11 354	36.1	710	605
7536	Automotive glass replacement shops ----	109	107	38 829	35 598	9.1	10 351	9 597	7.9	459	523
7537	Automotive transmission repair shops ----	141	141	30 640	26 700	14.8	8 326	7 791	6.9	486	550
7539	Automotive repair shops, n.e.c. -----	205	206	45 576	40 611	12.2	13 364	12 065	10.8	817	816
7539 pt.	Radiator repair -----	65	78	12 206	13 751	-11.2	3 858	3 838	.5	232	264
7539 pt.	Brake, front end, and wheel alignment -----	59	65	11 814	13 635	-13.4	3 568	4 550	-21.6	214	283
7539 pt.	Automotive electrical and fuel system services -----	58	46	13 774	5 736	140.1	3 783	1 712	121.0	249	137
7539 pt.	Other automotive repair shops, n.e.c. ----	23	17	7 782	7 489	3.9	2 155	1 965	9.7	122	132
754	Automotive services, except repair -----	510	356	108 594	60 386	79.8	31 860	17 757	79.4	3 274	2 072
7542	Carwashes -----	291	224	46 105	35 635	29.4	13 886	10 245	35.5	1 866	1 451
7549	Automotive services, except repair and carwashes -----	219	132	62 489	24 751	152.5	17 974	7 512	139.3	1 408	621
76	Miscellaneous repair services -----	1 633	1 429	586 983	404 340	45.2	181 624	123 775	46.7	9 039	7 246
762	Electrical repair shops -----	492	433	189 105	141 049	34.1	65 365	46 212	41.4	3 302	2 549
7622	Radio and television repair shops -----	157	148	40 601	40 866	-.6	14 551	14 018	3.8	670	888
7623, 9	Other electrical and electronic repair shops -----	335	285	148 504	100 183	48.2	50 814	32 194	57.8	2 632	1 661
7623	Refrigeration and air-conditioning service and repair shops -----	92	87	33 239	30 032	10.7	8 985	8 684	3.5	355	436
7629	Electrical and electronic repair shops, n.e.c. -----	243	198	115 265	70 151	64.3	41 829	23 510	77.9	2 277	1 225
763	Watch, clock, and jewelry repair -----	39	40	6 094	6 392	-4.7	1 463	1 653	-11.5	108	123
764	Reupholstery and furniture repair -----	168	175	18 022	19 260	-6.4	5 768	6 827	-15.5	439	608
769	Miscellaneous repair and related services ----	934	781	373 762	237 639	57.3	109 028	69 083	57.8	5 190	3 966
7692	Welding repair -----	129	129	24 341	20 565	18.4	6 912	5 434	27.2	436	437
7694	Armature rewinding shops -----	48	57	37 962	35 941	5.6	9 805	9 703	1.1	388	444
7699	Repair shops and related services, n.e.c. ----	757	595	311 459	181 133	72.0	92 311	53 946	71.1	4 366	3 085
78, 79, 84	Amusement and recreation services, including motion pictures and museums ---	2 284	2 156	1 079 041	762 562	41.5	375 724	247 048	52.1	20 866	19 411
781, 2	Motion picture production, distribution, and services -----	132	100	82 678	78 221	5.7	22 333	16 106	38.7	941	720
783	Motion picture theaters -----	154	168	112 320	72 938	54.0	14 438	11 098	30.1	2 345	2 174
7832	Motion picture theaters, except drive-in ----	142	145	109 410	70 499	55.2	13 977	10 657	31.2	2 300	2 110
7833	Drive-in motion picture theaters -----	12	23	2 910	2 439	19.3	461	441	4.5	45	64
784	Video tape rental -----	464	478	99 922	71 406	39.9	17 518	14 789	18.5	2 446	2 073
792	Theatrical producers (except motion picture), bands, orchestras, and entertainers -----	173	131	137 282	51 828	164.9	28 669	13 630	110.3	1 581	1 208
7922	Theatrical producers (except motion picture) and miscellaneous theatrical services -----	67	45	96 506	20 883	362.1	17 340	5 737	202.2	902	623
7929	Bands, orchestras, actors, and other entertainers and entertainment groups ----	106	86	40 776	30 945	31.8	11 329	7 893	43.5	679	585
793	Bowling centers -----	172	202	68 089	63 448	7.3	19 063	17 232	10.6	2 479	2 811
79 ex. 792, 3, 84	Commercial sports and other amusement and recreation services, including museums ----	1 189	1 077	578 750	401 213	44.3	273 703	166 985	63.9	11 074	10 053
794	Commercial sports -----	66	39	110 562	82 652	33.8	145 561	79 656	82.7	1 033	1 056
7941	Professional sports clubs, managers, promoters -----	26	17	102 101	78 239	30.5	144 409	79 033	82.7	965	963
7948	Racing, including track operation -----	40	22	8 461	4 413	91.7	1 152	623	84.9	68	93
79 ex. 792, 3, 4, 84	Other amusement and recreation services, including museums -----	1 123	1 038	468 188	318 561	47.0	128 142	87 329	46.7	10 041	8 997
791	Dance studios, schools, and halls -----	107	83	10 376	7 970	30.2	3 057	2 634	16.1	510	521
7991	Physical fitness facilities -----	178	248	47 709	48 390	-1.4	13 148	14 167	-7.2	2 082	2 331
7992	Public golf courses -----	60	46	32 312	14 579	121.6	9 538	4 319	120.8	759	376
7993	Coin-operated amusement devices -----	98	95	35 077	30 278	15.8	6 736	6 705	.5	462	488
7996	Amusement parks -----	22	21	134 834	92 832	45.2	39 113	25 618	52.7	1 383	1 411
7997	Membership sports and recreation clubs -----	171	168	80 852	49 577	63.1	27 111	16 889	60.5	2 102	1 716
7999, 84	Amusement and recreation services, including museums, n.e.c. -----	487	377	127 028	74 935	69.5	29 439	16 997	73.2	2 743	2 154

Table 3a. Comparative Statistics for Firms Subject to Federal Income Tax for the State: 1992 and 1987 — Con.

[Includes only establishments with payroll. For meaning of abbreviations and symbols, see introductory text. For explanation of terms and comparability of 1987 and 1992 censuses, see appendix A]

SIC code	Kind of business or operation	Establishments		Receipts			Annual payroll			Paid employees for pay period including March 12	
		1992 (number)	1987 (number)	1992 (\$1,000)	1987 (\$1,000)	Percent change 1987 to 1992	1992 (\$1,000)	1987 (\$1,000)	Percent change 1987 to 1992	1992 (number)	1987 (number)
80	Health services -----	8 424	8 045	5 494 934	3 452 556	59.2	2 444 292	1 563 142	56.4	94 786	78 719
801	Offices and clinics of doctors of medicine ---	3 280	3 371	2 562 807	1 615 736	58.6	1 297 583	836 286	55.2	24 700	20 121
8011 pt.	Offices of doctors of medicine -----	3 140	3 266	2 205 251	1 499 736	47.0	1 186 561	803 992	47.6	21 615	18 619
8011 pt.	General medical clinics -----	140	105	357 556	116 000	208.2	111 022	32 294	243.8	3 085	1 502
802	Offices and clinics of dentists -----	2 047	1 995	569 399	406 121	40.2	210 805	153 091	37.7	9 660	8 853
803	Offices and clinics of doctors of osteopathy --	446	468	160 312	110 239	45.4	71 721	48 306	48.5	2 190	1 973
804	Offices and clinics of other health practitioners -----	1 371	1 135	301 424	185 857	62.2	102 428	55 501	84.6	5 172	3 661
8041	Offices and clinics of chiropractors -----	598	519	89 333	61 155	46.1	23 687	15 499	52.8	1 542	1 228
8042	Offices and clinics of optometrists -----	301	305	88 489	64 721	36.7	25 130	17 082	47.1	1 325	1 111
8043	Offices and clinics of podiatrists -----	98	102	24 462	16 675	46.7	8 739	5 425	61.1	353	300
8049	Offices and clinics of health practitioners, n.e.c. -----	374	209	99 140	43 306	128.9	44 872	17 495	156.5	1 952	1 022
805	Nursing and personal care facilities -----	556	462	806 462	529 653	52.3	369 204	240 884	53.3	34 082	29 021
8051	Skilled nursing care facilities -----	387	334	688 754	452 236	52.3	316 862	203 730	55.5	28 686	24 390
8052	Intermediate care facilities -----	125	80	95 592	55 205	73.2	43 430	26 507	63.8	4 673	3 285
8059	Nursing and personal care facilities, n.e.c. -	44	48	22 116	22 212	-4	8 912	10 647	-16.3	723	1 346
806	Hospitals -----	24	23	470 019	262 656	78.9	159 473	97 062	64.3	7 128	6 148
807, 8, 9	Other health services -----	700	591	624 511	342 294	82.4	233 078	132 012	76.6	11 854	8 942
807	Medical and dental laboratories -----	283	272	216 299	146 559	47.6	72 503	58 964	23.0	2 554	2 644
8071	Medical laboratories -----	137	128	173 179	113 219	53.0	52 485	43 546	20.5	1 586	1 698
8072	Dental laboratories -----	146	144	43 120	33 340	29.3	20 018	15 418	29.8	968	946
808	Home health care services -----	165	107	181 958	56 266	223.4	75 621	30 163	150.7	6 112	4 149
809	Miscellaneous health and allied services, n.e.c. -----	252	212	226 254	139 469	62.2	84 954	42 885	98.1	3 188	2 149
8092	Kidney dialysis centers -----	16	7	24 697	8 638	185.9	6 221	2 131	191.9	229	85
8093	Specialty outpatient facilities, n.e.c. -----	153	119	136 657	98 781	38.3	53 530	28 452	88.1	2 022	1 298
8099	Health and allied services, n.e.c. -----	83	86	64 900	32 050	102.5	25 203	12 302	104.9	937	766
81	Legal services -----	2 475	2 249	1 470 799	992 069	48.3	547 206	373 771	46.4	15 233	12 690
823, 4, 9	Selected educational services -----	225	190	102 581	92 015	11.5	34 549	30 664	12.7	2 141	2 177
823	Libraries -----	7	6	471	450	4.7	206	167	23.4	24	17
824	Vocational schools -----	83	79	74 409	65 410	13.8	24 089	21 961	9.7	1 192	1 368
829	Schools and educational services, n.e.c. -----	135	105	27 701	26 155	5.9	10 254	8 536	20.1	925	792
83	Social services -----	1 413	990	274 596	142 038	93.3	112 486	57 498	95.6	11 982	8 071
835	Child day care services -----	766	541	103 073	57 691	78.7	46 351	25 142	84.4	6 341	4 077
832, 3, 6, 9	Other social services -----	647	449	171 523	84 347	103.4	66 135	32 356	104.4	5 641	3 994
87 ex. 8733	Engineering, accounting, research, management, and related services (except noncommercial research organizations) -----	4 042	3 590	3 175 440	2 124 031	49.5	1 239 334	874 609	41.7	39 524	34 624
871	Engineering, architectural, and surveying services -----	1 084	998	1 277 672	876 163	45.8	583 207	420 123	38.8	14 911	14 195
8711	Engineering services -----	620	564	1 001 555	631 667	58.6	452 765	306 061	47.9	11 189	9 961
8712	Architectural services -----	320	305	227 252	207 836	9.3	109 687	94 806	15.7	2 861	3 312
8713	Surveying services -----	144	129	48 865	36 660	33.3	20 755	19 256	7.8	861	922
872	Accounting, auditing, and bookkeeping services -----	1 576	1 397	629 044	490 442	28.3	265 971	198 634	33.9	11 384	9 600
873 ex. 8733	Research, development, and testing services (except noncommercial research organizations) -----	188	165	188 249	95 814	96.5	73 867	37 672	96.1	2 962	2 068
8731	Commercial physical and biological research -----	42	31	68 665	21 430	220.4	23 069	9 532	142.0	496	358
8732	Commercial economic, sociological, and educational research -----	84	93	54 286	50 673	7.1	19 881	16 812	18.3	1 396	1 157
8734	Testing laboratories -----	62	41	65 298	23 711	175.4	30 917	11 328	172.9	1 070	553
874	Management and public relations services ---	1 194	1 030	1 080 475	661 612	63.3	316 289	218 180	45.0	10 267	8 761
8741	Management services -----	329	317	692 702	359 506	92.7	159 083	98 476	61.5	5 577	4 305
8742	Management consulting services -----	558	456	225 662	172 048	31.2	86 840	67 623	28.4	2 596	2 624
8743	Public relations services -----	92	87	71 605	40 036	78.9	31 253	17 866	74.9	758	516
8744	Facilities support management services ---	10	11	24 866	14 566	70.7	12 956	8 656	49.7	473	400
8748	Business consulting services, n.e.c. -----	205	159	65 640	41 097	59.7	26 157	19 296	35.6	863	736
89	Services, n.e.c. -----	193	382	61 822	46 995	31.6	24 693	20 238	22.0	804	1 003

Table 3b. Comparative Statistics for Firms Exempt From Federal Income Tax for the State: 1992 and 1987

[Includes only establishments with payroll. For meaning of abbreviations and symbols, see introductory text. For explanation of terms and comparability of 1987 and 1992 censuses, see appendix A]

SIC code	Kind of business or operation	Establishments		Expenses			Annual payroll			Paid employees for pay period including March 12	
		1992 (number)	1987 (number)	1992 (\$1,000)	1987 (\$1,000)	Percent change 1987 to 1992	1992 (\$1,000)	1987 (\$1,000)	Percent change 1987 to 1992	1992 (number)	1987 (number)
	Total -----	4 354	3 679	8 903 664	5 727 656	55.5	3 996 266	2 629 986	52.0	194 873	163 274
7032, 704	Camps and membership lodging -----	85	93	16 883	11 088	52.3	3 748	2 593	44.5	295	330
792, 7991 pt., 7997, 7999 pt., 84	Selected amusement, recreation, and related services -----	274	242	219 982	145 931	50.7	86 214	54 166	59.2	5 242	4 248
792	Theatrical producers (except motion picture), bands, orchestras, and entertainers -----	53	45	62 195	45 062	38.0	25 756	17 289	49.0	1 319	887
7991 pt., 7997	Gymnasiums, athletic clubs, and membership sports and recreation clubs -----	162	145	101 473	62 844	61.5	40 673	25 673	58.4	2 857	2 337
7999 pt. 84	Fairs -----	9	6	9 781	3 146	210.9	1 416	709	99.7	51	135
	Museums, art galleries, and botanical and zoological gardens -----	50	46	46 533	34 879	33.4	18 369	10 495	75.0	1 015	889
8011 pt.; 8021 pt.; 805, 6, 8, 9	Selected health services -----	468	417	7 061 983	4 486 953	57.4	3 273 357	2 149 459	52.3	141 185	118 275
8011 pt., 8021 pt. 805	Clinics of doctors of medicine and dentists -----	51	38	141 297	62 574	125.8	63 255	31 088	103.5	1 832	1 281
806	Nursing and personal care facilities -----	119	103	281 419	184 163	52.8	142 401	101 567	40.2	11 670	10 409
	Hospitals -----	151	156	6 420 846	4 147 706	54.8	2 962 873	1 970 637	50.4	122 050	103 005
808, 9	Other health services -----	147	120	218 421	92 510	136.1	104 828	46 167	127.1	5 633	3 580
808	Home health care services -----	38	32	59 764	41 337	44.6	33 941	21 466	58.1	2 064	1 614
809	Miscellaneous health and allied services, n.e.c. -----	109	88	158 657	51 173	210.0	70 887	24 701	187.0	3 569	1 966
8111 pt.	Legal aid societies and similar legal services -----	24	17	11 918	8 921	33.6	6 813	4 295	58.6	266	215
823, 4, 9	Selected educational services -----	109	86	47 316	40 645	16.4	18 324	16 274	12.6	937	1 221
83	Social services -----	1 842	1 392	807 121	527 325	53.1	374 771	231 283	62.0	33 651	26 769
835	Child day care services -----	330	279	68 722	39 802	72.7	35 127	21 391	64.2	3 912	2 942
832, 3, 6, 9	Other social services -----	1 512	1 113	738 399	487 523	51.5	339 644	209 892	61.8	29 739	23 827
861, 2, 4, 9	Selected membership organizations -----	1 464	1 375	655 756	454 631	44.2	195 580	150 678	29.8	12 016	11 380
861	Business associations -----	334	280	178 947	131 658	35.9	50 226	36 696	36.9	1 900	1 913
864	Civic, social, and fraternal associations -----	805	695	268 654	166 394	61.5	75 368	60 106	25.4	7 126	6 504
862, 9	Other membership organizations -----	325	400	208 155	156 579	32.9	69 986	53 876	29.9	2 990	2 963
873, 4 ex. 8744	Research, testing, and consulting services, except facilities support management services -----	88	57	82 705	52 162	58.6	37 459	21 238	76.4	1 281	836
873	Research, development, and testing services -----	45	41	44 534	43 622	2.1	21 991	18 264	20.4	807	746
8731	Commercial physical and biological research -----	6	2	(D)	(D)	(D)	(D)	(D)	(D)	EE	EE
8732	Commercial economic, sociological, and educational research -----	8	3	2 109	(D)	(D)	1 281	(D)	(D)	98	BB
8733	Noncommercial research organizations -----	28	31	16 582	(D)	(D)	6 446	(D)	(D)	298	EE
8734	Testing laboratories -----	3	5	(D)	(D)	(D)	(D)	(D)	(D)	AA	AA
874 ex. 8744	Management and public relations services, except facilities support management services -----	43	16	38 171	8 540	347.0	15 468	2 974	420.1	474	90

Table 4. Summary Statistics for Firms Subject to Federal Income Tax for Counties and for

[Includes only establishments with payroll. For meaning of abbreviations and symbols, see introductory text. For explanation of terms and comparability of 1987 and 1992 censuses, see

Geographic area	Establishments (number)	Receipts (\$1,000)	Annual payroll (\$1,000)	First-quarter payroll (\$1,000)	Paid employees for pay period including March 12 (number)	Selected kind-of-business or operation groups							
						Hotels, rooming houses, camps, and other lodging places (except membership lodging) (SIC 70 ex. 704)		Personal services (SIC 72)		Business services (SIC 73)		Automotive repair, services, and parking (SIC 75)	
						Number	Receipts (\$1,000)	Number	Receipts (\$1,000)	Number	Receipts (\$1,000)	Number	Receipts (\$1,000)
1 Missouri -----	36 361	20 338 739	7 699 234	1 719 535	373 532	1 141	993 691	4 634	995 246	5 909	4 623 678	3 988	1 479 928
2 Adair County -----	175	92 176	33 499	7 879	2 142	6	4 023	23	4 264	19	14 169	20	3 320
3 Kirksville -----	170	91 734	33 414	7 865	2 137	6	4 023	23	4 264	19	14 169	18	(D)
4 Balance of county -----	5	442	85	14	5	-	-	-	-	-	-	2	(D)
5 Andrew County -----	31	5 801	1 965	461	159	-	-	6	749	2	(D)	7	1 382
6 Savannah -----	20	2 718	646	149	48	-	-	5	(D)	-	(D)	5	(D)
7 Balance of county -----	11	3 083	1 319	312	111	-	-	1	(D)	2	(D)	2	(D)
8 Atchison County -----	42	8 282	2 439	569	224	4	(D)	4	418	4	(D)	7	1 398
9 Audrain County -----	139	37 758	13 197	3 076	886	8	1 058	20	5 881	9	1 056	20	5 172
10 Centralia (part) ▲ -----	-	-	-	-	-	-	-	-	-	-	-	-	-
11 Mexico -----	110	34 237	12 442	2 887	815	7	(D)	17	5 537	7	(D)	12	4 007
12 Vandalia (part) ▲ -----	14	1 790	505	137	50	1	(D)	2	(D)	-	-	2	(D)
13 Balance of county -----	15	1 731	250	52	21	-	-	1	(D)	2	(D)	6	(D)
14 Barry County -----	148	59 258	16 433	3 491	961	11	2 270	28	3 103	13	(D)	19	3 278
15 Monett (part) ▲ -----	74	44 722	12 695	2 634	572	1	(D)	15	1 496	7	(D)	12	2 170
16 Balance of county -----	74	14 536	3 738	857	389	10	(D)	13	1 607	6	(D)	7	1 108
17 Barton County -----	55	14 902	5 430	1 336	524	1	(D)	6	286	5	275	5	948
18 Lamar -----	40	13 291	5 101	1 265	469	-	-	6	286	4	(D)	2	(D)
19 Balance of county -----	15	1 611	329	71	55	1	(D)	-	-	1	(D)	3	(D)
20 Bates County -----	70	15 089	4 795	1 027	454	3	484	18	1 665	5	429	6	653
21 Butler -----	42	12 233	4 315	923	387	2	(D)	11	730	2	(D)	-	-
22 Balance of county -----	28	2 856	480	104	67	1	(D)	7	935	3	(D)	6	653
23 Benton County -----	64	10 345	3 302	834	366	7	1 163	12	1 087	5	742	7	688
24 Bollinger County -----	25	6 072	2 271	594	189	-	-	4	(D)	3	1 335	6	1 264
25 Boone County -----	910	498 275	188 021	41 006	10 574	27	(D)	114	17 419	127	59 013	82	25 302
26 Centralia (part) ▲ -----	22	1 956	649	164	64	1	(D)	6	287	1	(D)	5	469
27 Columbia -----	790	478 634	180 781	39 497	9 957	25	16 171	98	16 246	106	55 643	69	23 116
28 Balance of county -----	98	17 685	6 591	1 345	553	1	(D)	10	886	20	(D)	8	1 717
29 Buchanan County -----	581	222 418	85 299	18 690	5 245	12	7 174	86	15 813	80	(D)	70	18 370
30 St. Joseph -----	567	220 367	84 779	18 558	5 206	12	7 174	83	15 596	77	30 715	66	17 399
31 Balance of county -----	14	2 051	520	132	39	-	-	3	217	3	(D)	4	971
32 Butler County -----	249	153 696	50 239	11 360	2 874	10	5 078	28	3 794	29	5 623	29	4 656
33 Poplar Bluff -----	205	144 696	46 963	10 575	2 587	7	4 901	26	(D)	27	(D)	18	3 716
34 Balance of county -----	44	9 000	3 276	785	287	3	177	2	(D)	2	(D)	11	940
35 Caldwell County -----	20	3 468	1 248	298	113	1	(D)	4	357	2	(D)	5	492
36 Callaway County -----	129	35 641	10 594	2 442	779	4	1 417	25	5 213	12	2 995	26	5 895
37 Fulton -----	72	20 731	6 221	1 603	425	1	(D)	18	4 615	5	1 307	12	2 030
38 Jefferson City (part) ▲ -----	2	(D)	(D)	(D)	AA	-	-	-	-	1	(D)	-	-
39 Balance of county -----	55	(D)	(D)	(D)	EE	3	(D)	7	598	6	(D)	14	3 865
40 Camden County -----	313	99 637	32 954	6 483	2 532	49	37 156	32	2 911	29	10 645	26	4 035
41 Camdenton -----	22	3 187	999	218	91	2	(D)	2	(D)	3	(D)	3	449
42 Osage Beach (part) ▲ -----	37	12 079	4 211	696	225	10	1 999	2	(D)	1	(D)	1	(D)
43 Balance of county -----	254	84 371	27 744	5 569	2 216	37	(D)	28	2 681	25	(D)	22	(D)
44 Cape Girardeau County -----	523	225 793	94 085	20 871	4 685	10	20 956	57	9 477	83	32 306	63	13 652
45 Cape Girardeau (part) ▲ -----	390	192 857	82 601	17 976	3 847	9	(D)	42	8 109	61	26 557	42	10 133
46 Jackson -----	86	19 265	6 484	1 363	460	1	(D)	12	1 284	13	1 557	11	1 943
47 Scott City (part) ▲ -----	-	-	-	-	-	-	-	-	-	-	-	-	-
48 Balance of county -----	47	13 671	5 000	1 532	378	-	-	3	84	9	4 192	10	1 576
49 Carroll County -----	56	9 211	3 093	682	277	1	(D)	12	899	2	(D)	8	1 457
50 Carrollton -----	47	8 358	2 871	647	266	1	(D)	8	(D)	2	(D)	7	(D)
51 Balance of county -----	9	853	222	35	11	-	-	4	(D)	-	-	1	(D)
52 Carter County -----	27	4 408	1 384	329	121	4	353	1	(D)	2	(D)	2	(D)
53 Cass County -----	317	77 484	24 372	5 044	1 835	10	3 345	60	5 595	49	16 649	37	9 161
54 Belton -----	124	30 804	10 438	1 928	652	4	2 440	27	2 109	26	6 323	19	6 820
55 Harrisonville -----	75	22 048	7 922	1 974	587	5	(D)	15	1 996	3	(D)	6	620
56 Kansas City (part) ▲ -----	-	-	-	-	-	-	-	-	-	-	-	-	-
57 Lee's Summit (part) ▲ -----	2	(D)	(D)	(D)	AA	-	-	-	-	1	(D)	-	-
58 Pleasant Hill -----	31	4 863	1 452	321	245	-	-	6	513	2	(D)	3	378
59 Raymore -----	31	4 885	1 679	366	179	-	-	6	424	4	262	2	(D)
60 Balance of county -----	54	(D)	(D)	(D)	CC	1	(D)	6	553	13	(D)	7	(D)
61 Cedar County -----	56	9 492	3 206	762	321	3	414	8	834	2	(D)	8	750
62 El Dorado Springs -----	23	5 905	2 092	527	208	1	(D)	6	(D)	1	(D)	3	237
63 Balance of county -----	33	3 587	1 114	235	113	2	(D)	2	(D)	1	(D)	5	513
64 Chariton County -----	38	6 961	2 104	527	275	-	-	6	(D)	1	(D)	9	1 274
65 Marceline (part) ▲ -----	-	-	-	-	-	-	-	-	-	-	-	-	-
66 Balance of county -----	38	6 961	2 104	527	275	-	-	6	(D)	1	(D)	9	1 274
67 Christian County -----	147	38 133	12 183	3 051	943	4	(D)	14	1 429	22	7 066	26	5 294
68 Nixa -----	43	15 422	5 379	1 660	426	1	(D)	6	(D)	7	3 717	5	2 066
69 Ozark -----	50	11 774	4 289	991	362	1	(D)	7	989	3	416	7	716
70 Springfield (part) ▲ -----	3	(D)	(D)	(D)	AA	-	-	-	-	-	-	-	-
71 Balance of county -----	51	(D)	(D)	(D)	CC	2	(D)	1	(D)	12	2 933	14	2 512
72 Clark County -----	24	3 143	743	171	65	1	(D)	6	590	-	-	1	(D)
73 Clay County -----	1 193	600 860	224 354	48 460	10 829	19	(D)	175	28 138	199	182 773	109	31 848
74 Excelsior Springs (part) ▲ -----	78	(D)	(D)	(D)	FF	2	(D)	17	2 157	6	(D)	10	1 518
75 Gladstone -----	274	106 289	42 766	9 727	2 408	-	-	44	7 584	40	13 308	22	8 299
76 Independence (part) ▲ -----	1	(D)	(D)	(D)	AA	-	-	-	-	-	-	1	(D)
77 Kansas City (part) ▲ -----	296	256 265	79 367	17 486	3 961	6	5 146	64	10 238	60	130 280	17	(D)
78 Liberty -----	193	65 844	29 830	5 966	1 233	2	(D)	23	3 765	22	3 637	17	3 976

Places With 2,500 Inhabitants or More: 1992

appendix A. For information on geographic areas followed by ▲, see appendix F]

Selected kind-of-business or operation groups —Con.														
Miscellaneous repair services (SIC 76)		Amusement and recreation services, including motion pictures and museums (SIC 78, 79, 84)		Health services (SIC 80)		Legal services (SIC 81)		Selected educational services (SIC 823, 4, 9)		Social services (SIC 83)		Engineering, accounting, research, management, and related services (except noncommercial research organizations) (SIC 87 ex. 8733)		
Number	Receipts (\$1,000)	Number	Receipts (\$1,000)	Number	Receipts (\$1,000)	Number	Receipts (\$1,000)	Number	Receipts (\$1,000)	Number	Receipts (\$1,000)	Number	Receipts (\$1,000)	
1 633	586 983	2 284	1 079 041	8 424	5 494 934	2 475	1 470 799	225	102 581	1 413	274 596	4 042	3 175 440	1
3	(D)	11	2 790	61	56 984	10	2 459	1	(D)	10	2 182	11	1 802	2
3	(D)	11	2 790	60	(D)	10	2 459	1	(D)	8	(D)	11	1 802	3
—	—	—	—	1	(D)	—	—	—	—	2	(D)	—	—	4
3	500	3	536	6	2 302	2	(D)	—	—	1	(D)	1	(D)	5
1	(D)	2	(D)	3	(D)	2	(D)	—	—	1	(D)	1	(D)	6
2	(D)	1	(D)	3	(D)	—	—	—	—	—	—	—	—	7
3	318	4	126	7	4 133	3	277	—	—	3	40	3	(D)	8
7	2 257	7	1 145	45	15 805	6	1 862	—	—	5	1 468	12	2 054	9
—	(D)	4	820	38	14 618	4	(D)	—	—	4	(D)	11	(D)	10
6	(D)	2	(D)	5	(D)	2	(D)	—	—	—	—	—	(D)	11
1	(D)	1	(D)	2	(D)	—	—	—	—	1	(D)	1	(D)	12
9	2 779	11	2 221	29	10 576	10	1 810	—	—	7	(D)	11	(D)	13
4	(D)	7	1 924	17	(D)	5	(D)	—	—	3	(D)	3	(D)	14
5	(D)	4	297	12	(D)	5	(D)	—	—	4	686	8	(D)	15
3	(D)	7	461	12	3 908	3	951	—	—	7	1 904	6	(D)	16
2	(D)	4	(D)	11	(D)	3	951	—	—	4	(D)	4	(D)	17
1	(D)	3	(D)	1	(D)	—	—	—	—	3	(D)	2	(D)	18
6	985	4	207	13	8 169	5	965	—	—	4	538	6	994	19
3	623	3	(D)	13	8 169	4	(D)	—	—	1	(D)	3	(D)	20
3	362	1	(D)	—	—	1	(D)	—	—	3	(D)	3	(D)	21
3	332	3	(D)	11	4 317	4	512	—	—	5	(D)	7	410	22
1	(D)	—	—	5	571	2	(D)	—	—	2	(D)	2	(D)	23
32	6 818	59	16 646	247	252 854	54	16 779	6	658	50	10 526	107	75 279	24
—	(D)	4	(D)	4	685	2	(D)	—	—	2	(D)	2	(D)	25
24	5 718	47	14 891	235	249 666	51	(D)	4	(D)	35	8 497	93	71 203	26
8	1 100	11	(D)	8	2 503	1	(D)	2	(D)	15	2 029	12	203	27
26	6 860	27	9 517	154	89 884	39	(D)	4	(D)	25	(D)	56	(D)	28
24	(D)	27	9 517	153	(D)	39	(D)	4	(D)	25	(D)	55	(D)	29
2	(D)	—	—	1	(D)	—	—	—	—	—	—	1	(D)	30
10	1 286	18	4 126	71	115 230	17	5 003	—	—	18	2 114	19	6 786	31
5	778	13	3 228	68	(D)	16	(D)	—	—	8	807	17	(D)	32
5	508	5	898	3	(D)	1	(D)	—	—	10	1 307	2	(D)	33
2	(D)	1	(D)	2	(D)	2	(D)	—	—	—	—	1	(D)	34
8	2 453	10	1 269	25	10 787	5	1 644	—	—	6	2 351	8	1 617	35
2	(D)	4	360	19	8 649	5	1 644	—	—	2	(D)	4	(D)	36
6	(D)	6	909	6	2 138	—	—	—	—	3	(D)	4	(D)	37
20	2 709	50	14 282	47	19 208	17	3 077	—	—	5	(D)	36	4 292	38
1	(D)	3	255	5	1 630	—	—	—	—	—	—	3	324	39
—	—	12	5 096	6	2 806	2	(D)	—	—	—	—	3	290	40
19	(D)	35	8 931	36	14 772	15	(D)	—	—	5	(D)	30	3 678	41
30	11 135	24	7 087	143	98 588	26	11 361	1	(D)	27	(D)	57	15 664	42
16	6 787	18	5 219	121	88 265	21	(D)	1	(D)	14	(D)	44	13 595	43
4	560	6	1 868	16	8 356	5	(D)	—	—	7	416	10	(D)	44
—	—	—	—	—	—	—	—	—	—	—	—	—	—	45
10	3 788	—	—	6	1 967	—	—	—	—	6	(D)	3	(D)	46
3	284	7	773	13	4 877	5	408	—	—	2	(D)	3	(D)	47
1	(D)	5	(D)	13	4 877	5	408	—	—	2	(D)	3	(D)	48
2	(D)	2	(D)	—	—	—	—	—	—	—	—	—	—	49
2	(D)	6	435	3	(D)	1	(D)	—	—	5	332	1	(D)	50
19	3 297	24	5 046	51	23 775	13	3 842	2	(D)	25	(D)	27	3 939	51
7	1 518	10	3 074	13	6 254	2	(D)	1	(D)	7	(D)	8	1 069	52
—	—	6	664	21	12 198	8	2 653	—	—	3	(D)	8	2 262	53
—	—	—	—	—	(D)	—	—	—	—	—	—	—	—	54
1	(D)	4	325	5	1 918	2	(D)	—	—	6	513	2	(D)	55
2	(D)	—	—	7	2 075	1	(D)	1	(D)	4	486	4	332	56
9	(D)	4	983	4	(D)	—	—	—	—	5	(D)	5	(D)	57
4	441	4	(D)	12	4 310	6	436	—	—	6	761	3	62	58
—	—	2	(D)	5	(D)	1	(D)	—	—	3	(D)	1	(D)	59
4	441	2	(D)	7	(D)	5	(D)	—	—	3	(D)	2	(D)	60
1	(D)	7	389	5	3 213	3	272	—	—	1	(D)	5	1 225	61
1	(D)	7	389	5	3 213	3	272	—	—	1	(D)	5	1 225	62
9	1 937	16	(D)	33	14 294	5	(D)	—	—	6	1 193	11	1 531	63
1	(D)	3	(D)	11	5 596	—	—	—	—	3	(D)	5	892	64
5	(D)	3	315	15	6 001	5	(D)	—	—	1	(D)	3	(D)	65
—	—	—	—	3	(D)	—	—	—	—	—	—	—	—	66
3	(D)	10	(D)	4	(D)	—	—	—	—	2	(D)	3	(D)	67
2	(D)	3	135	5	1 505	4	377	—	—	2	(D)	—	—	68
47	11 255	65	51 436	321	206 203	73	18 158	11	(D)	43	10 470	125	31 392	69
1	(D)	4	152	25	8 803	4	424	2	(D)	3	(D)	4	461	70
10	(D)	12	3 237	86	51 167	17	6 005	2	(D)	12	3 075	28	10 753	71
—	—	—	—	—	—	—	—	—	—	—	—	—	—	72
12	(D)	28	42 091	60	50 509	14	3 363	5	633	7	1 488	21	6 840	73
5	611	7	1 965	64	36 889	20	5 671	—	—	10	3 105	21	4 376	74

Places With 2,500 Inhabitants or More: 1992 —Con.

appendix A. For information on geographic areas followed by ▲, see appendix F]

Selected kind-of-business or operation groups —Con.													
Miscellaneous repair services (SIC 76)		Amusement and recreation services, including motion pictures and museums (SIC 78, 79, 84)		Health services (SIC 80)		Legal services (SIC 81)		Selected educational services (SIC 823, 4, 9)		Social services (SIC 83)		Engineering, accounting, research, management, and related services (except noncommercial research organizations) (SIC 87 ex. 8733)	
Number	Receipts (\$1,000)	Number	Receipts (\$1,000)	Number	Receipts (\$1,000)	Number	Receipts (\$1,000)	Number	Receipts (\$1,000)	Number	Receipts (\$1,000)	Number	Receipts (\$1,000)
13	4 080	5	(D)	50	42 801	15	2 169	2	(D)	3	(D)	37	7 389
1	(D)	—	—	—	—	—	—	—	—	—	—	—	—
1	(D)	—	—	4	4 061	—	—	—	—	—	—	1	(D)
4	(D)	9	(D)	32	11 973	3	526	—	—	8	(D)	13	(D)
6	626	6	2 035	25	10 740	5	(D)	—	—	2	(D)	5	325
3	453	4	(D)	17	5 902	3	(D)	—	—	2	(D)	3	(D)
3	173	2	(D)	8	4 838	2	(D)	—	—	—	—	2	(D)
18	5 517	24	10 527	118	77 436	38	18 097	3	(D)	27	3 884	64	18 710
15	(D)	21	10 274	117	(D)	38	18 097	3	(D)	21	(D)	62	(D)
3	(D)	3	253	1	(D)	—	—	—	—	6	(D)	2	(D)
4	3 008	8	780	18	6 047	5	742	—	—	1	(D)	5	1 181
3	(D)	6	(D)	16	(D)	5	742	—	—	—	—	5	1 181
1	(D)	2	(D)	2	(D)	—	—	—	—	1	(D)	—	—
4	(D)	24	3 609	18	4 200	8	1 633	—	—	6	1 222	4	(D)
1	(D)	3	(D)	3	(D)	—	—	—	—	—	—	—	—
2	(D)	—	—	1	(D)	—	—	—	—	—	—	—	—
1	(D)	21	(D)	14	2 470	8	1 633	—	—	6	1 222	4	(D)
—	—	1	(D)	6	991	1	(D)	—	—	—	—	2	(D)
5	809	6	264	9	3 440	4	469	—	—	6	643	5	(D)
1	(D)	2	(D)	6	1 101	1	(D)	—	—	1	(D)	2	(D)
—	—	2	(D)	4	1 985	3	369	—	—	2	(D)	1	(D)
—	—	2	(D)	4	1 985	3	369	—	—	2	(D)	1	(D)
—	—	9	1 569	16	7 284	3	(D)	—	—	2	(D)	6	870
—	—	6	1 046	16	7 284	3	(D)	—	—	1	(D)	5	(D)
—	—	3	523	—	—	—	—	—	—	1	(D)	1	(D)
3	205	3	(D)	8	2 441	2	(D)	—	—	1	(D)	—	—
—	—	3	(D)	8	2 441	2	(D)	—	—	—	—	—	—
3	205	—	—	—	—	—	—	—	—	1	(D)	—	—
6	(D)	14	1 772	44	36 184	11	3 049	—	—	8	679	15	2 237
3	(D)	9	1 153	30	28 690	8	2 655	—	—	3	(D)	9	1 626
1	(D)	4	(D)	10	(D)	3	394	—	—	1	(D)	4	(D)
2	(D)	1	(D)	4	(D)	—	—	—	—	4	(D)	2	(D)
22	3 490	38	9 250	108	49 299	29	7 518	—	—	27	3 146	48	12 156
2	(D)	3	630	10	(D)	3	(D)	—	—	1	(D)	2	(D)
2	(D)	2	(D)	9	4 108	2	(D)	—	—	2	(D)	2	(D)
1	(D)	6	835	14	(D)	1	(D)	—	—	6	(D)	5	(D)
3	(D)	3	(D)	19	6 703	15	4 366	—	—	2	(D)	9	2 527
7	(D)	12	2 374	45	21 170	7	2 446	—	—	12	1 584	20	5 698
7	(D)	12	(D)	11	(D)	1	(D)	—	—	4	382	10	(D)
4	(D)	4	579	17	6 634	4	549	1	(D)	6	630	9	596
1	(D)	2	(D)	12	5 687	3	(D)	1	(D)	3	(D)	5	307
3	(D)	2	(D)	5	947	1	(D)	—	—	3	(D)	4	289
3	277	3	129	17	4 361	2	(D)	—	—	5	802	2	(D)
104	36 069	110	38 451	410	367 012	141	57 327	20	(D)	60	(D)	196	79 005
4	904	3	652	8	2 917	2	(D)	—	—	5	443	2	(D)
78	29 677	88	29 923	369	(D)	138	57 132	20	(D)	49	6 642	182	76 726
22	5 488	19	7 876	33	(D)	1	(D)	—	—	6	(D)	12	(D)
7	702	6	(D)	16	4 945	6	1 661	—	—	2	(D)	5	374
5	(D)	6	(D)	16	4 945	6	1 661	—	—	2	(D)	4	(D)
2	(D)	—	—	—	—	—	—	—	—	—	—	—	(D)
3	(D)	4	307	15	3 805	4	266	—	—	—	—	3	290
—	—	3	(D)	15	3 805	4	266	—	—	—	—	3	290
3	(D)	1	(D)	—	—	—	—	—	—	—	—	—	—
4	317	10	2 432	28	17 314	9	2 171	—	—	7	839	10	1 189
3	(D)	7	2 087	19	13 744	8	(D)	—	—	5	(D)	6	802
—	—	1	(D)	7	(D)	1	(D)	—	—	2	(D)	3	(D)
1	(D)	2	(D)	2	(D)	—	—	—	—	—	—	1	(D)
1	(D)	3	408	3	(D)	1	(D)	1	(D)	3	(D)	2	(D)
—	—	—	—	5	(D)	3	210	—	—	—	—	—	—
—	—	4	152	14	3 668	2	(D)	—	—	5	890	1	(D)
—	—	2	(D)	8	1 604	1	(D)	—	—	—	—	—	—
—	—	2	(D)	6	2 064	1	(D)	—	—	2	(D)	1	(D)
10	4 543	15	1 606	40	20 996	7	2 866	—	—	10	(D)	15	2 098
8	(D)	10	1 215	36	18 586	5	(D)	—	—	8	547	12	1 971
2	(D)	5	391	4	2 410	2	(D)	—	—	2	(D)	3	127
—	—	3	373	14	5 898	3	240	—	—	—	—	2	(D)
229	100 317	254	167 887	1 208	879 883	476	471 690	50	30 644	182	38 298	631	720 882
16	2 928	18	7 202	83	42 398	10	3 673	2	(D)	18	2 936	32	6 496
2	(D)	1	(D)	3	168	—	—	—	—	1	(D)	—	—
6	1 382	11	4 327	29	12 934	10	2 113	2	(D)	7	(D)	11	8 408
38	11 076	45	16 187	183	96 879	55	15 000	7	(D)	31	4 674	72	20 947
122	77 389	129	125 232	769	658 049	375	446 933	31	26 436	91	22 674	416	660 631

Places With 2,500 Inhabitants or More: 1992 —Con.

appendix A. For information on geographic areas followed by ▲, see appendix F]

Selected kind-of-business or operation groups —Con.													
Miscellaneous repair services (SIC 76)		Amusement and recreation services, including motion pictures and museums (SIC 78, 79, 84)		Health services (SIC 80)		Legal services (SIC 81)		Selected educational services (SIC 823, 4, 9)		Social services (SIC 83)		Engineering, accounting, research, management, and related services (except noncommercial research organizations) (SIC 87 ex. 8733)	
Number	Receipts (\$1,000)	Number	Receipts (\$1,000)	Number	Receipts (\$1,000)	Number	Receipts (\$1,000)	Number	Receipts (\$1,000)	Number	Receipts (\$1,000)	Number	Receipts (\$1,000)
17	2 080	28	9 075	64	(D)	15	2 071	3	(D)	11	2 719	43	9 294
—	—	4	661	6	3 493	1	(D)	—	(D)	3	528	3	(D)
21	3 857	10	3 301	64	29 740	10	(D)	4	(D)	11	1 760	40	13 377
—	—	2	(D)	—	—	—	—	—	—	—	—	—	—
7	(D)	6	(D)	7	(D)	—	—	1	(D)	9	(D)	14	(D)
48	9 909	53	13 840	232	112 319	49	15 210	3	(D)	27	(D)	53	23 130
1	(D)	2	(D)	1	(D)	—	—	—	—	2	(D)	1	(D)
8	785	6	666	28	9 607	6	2 144	—	—	3	(D)	7	636
27	(D)	33	10 112	184	97 171	38	(D)	3	(D)	14	2 730	38	(D)
4	390	7	1 504	9	2 881	4	1 333	—	—	1	(D)	4	(D)
8	(D)	5	(D)	10	(D)	1	(D)	—	—	7	(D)	3	(D)
48	8 874	73	20 364	148	71 016	26	8 712	3	(D)	47	(D)	48	8 242
9	3 604	11	3 142	32	18 901	3	258	—	—	7	(D)	12	2 120
4	285	6	(D)	20	7 771	2	(D)	1	(D)	4	242	4	416
4	325	5	1 407	16	4 965	1	(D)	—	—	3	(D)	3	321
3	160	5	1 584	33	15 591	4	759	—	—	10	895	4	(D)
—	—	4	838	2	(D)	—	—	—	—	1	(D)	—	—
28	4 500	42	(D)	45	(D)	16	(D)	2	(D)	22	(D)	25	(D)
4	390	9	1 392	36	18 294	16	2 933	—	—	6	(D)	13	900
4	390	5	983	32	17 116	14	(D)	—	—	4	(D)	10	(D)
—	—	4	409	4	1 178	2	(D)	—	—	2	(D)	3	(D)
4	(D)	3	217	2	(D)	3	302	—	—	1	(D)	2	(D)
10	1 335	15	2 325	29	11 941	9	2 167	—	—	10	(D)	14	1 431
8	(D)	7	975	28	(D)	9	2 167	—	—	6	932	13	(D)
2	(D)	8	1 350	1	(D)	—	—	—	—	4	(D)	1	(D)
5	962	11	1 742	34	12 412	13	2 473	—	—	7	366	9	1 189
1	(D)	3	(D)	10	2 115	3	(D)	—	—	1	(D)	5	928
1	(D)	2	(D)	10	5 777	8	2 138	—	—	2	(D)	3	(D)
—	—	—	—	—	—	—	—	—	—	—	—	—	—
2	(D)	3	(D)	8	2 776	1	(D)	—	—	—	—	—	—
1	(D)	3	(D)	6	1 744	1	(D)	—	—	4	245	1	(D)
6	1 637	6	519	26	11 819	9	1 059	1	(D)	5	(D)	7	915
2	(D)	4	(D)	12	5 393	5	511	1	(D)	1	(D)	3	(D)
1	(D)	—	—	1	(D)	—	—	—	—	2	(D)	—	—
1	(D)	2	(D)	10	2 448	4	548	—	—	—	—	—	—
2	(D)	—	—	3	(D)	—	—	—	—	2	(D)	4	(D)
2	(D)	3	175	6	3 230	3	343	—	—	4	226	2	(D)
—	—	1	(D)	—	—	2	(D)	—	—	—	—	1	(D)
2	(D)	2	(D)	6	3 230	1	(D)	—	—	4	226	1	(D)
11	(D)	10	802	29	10 284	8	988	—	—	7	353	12	1 776
3	336	7	644	23	8 735	7	(D)	—	—	2	(D)	9	(D)
8	(D)	3	158	6	1 549	1	(D)	—	—	5	(D)	3	(D)
6	1 385	7	335	27	9 391	5	580	—	—	5	(D)	4	(D)
5	(D)	3	179	17	5 454	2	(D)	—	—	3	(D)	3	(D)
—	—	1	(D)	7	(D)	3	(D)	—	—	2	(D)	—	—
1	(D)	3	(D)	3	(D)	—	—	—	—	—	—	1	(D)
3	(D)	7	871	29	10 302	5	1 611	—	—	5	(D)	11	3 084
2	(D)	6	(D)	28	(D)	5	1 611	—	—	5	(D)	9	(D)
1	(D)	—	—	1	(D)	—	—	—	—	—	—	2	(D)
3	(D)	11	4 222	13	3 938	2	(D)	—	—	4	(D)	2	(D)
1	(D)	3	137	13	4 057	5	774	—	—	2	(D)	6	2 019
—	—	3	137	11	(D)	5	774	—	—	2	(D)	5	(D)
1	(D)	—	—	2	(D)	—	—	—	—	—	—	1	(D)
1	(D)	5	338	16	2 680	2	(D)	—	—	4	340	6	681
—	—	4	(D)	16	2 680	2	(D)	—	—	4	340	5	(D)
1	(D)	1	(D)	—	—	—	—	—	—	—	—	1	(D)
1	(D)	1	(D)	4	(D)	1	(D)	—	—	1	(D)	2	(D)
7	1 543	18	2 406	46	24 277	14	3 993	—	—	15	2 357	15	3 946
5	(D)	13	(D)	37	21 681	11	3 603	—	—	11	1 967	14	(D)
—	—	—	—	1	(D)	—	—	—	—	—	—	—	—
1	(D)	3	(D)	5	655	2	(D)	—	—	1	(D)	1	(D)
—	—	2	(D)	3	(D)	1	(D)	—	—	3	(D)	—	—
—	—	1	(D)	3	(D)	1	(D)	—	—	—	—	1	(D)
12	2 497	20	3 821	16	5 094	11	1 390	—	—	2	(D)	14	2 435
5	(D)	6	1 182	9	2 530	4	359	—	—	1	(D)	7	1 224
—	—	—	—	—	—	—	—	—	—	—	—	—	—
7	(D)	14	2 639	7	2 564	7	1 031	—	—	1	(D)	7	1 211
5	1 498	4	581	9	6 322	4	(D)	—	—	2	(D)	4	468
3	(D)	2	(D)	4	2 911	4	(D)	—	—	1	(D)	3	(D)
—	—	1	(D)	3	(D)	—	—	—	—	—	—	1	(D)
2	(D)	1	(D)	2	(D)	—	—	—	—	1	(D)	1	(D)
3	(D)	4	380	16	4 603	5	815	—	—	2	(D)	2	(D)
2	(D)	2	(D)	9	3 490	4	(D)	—	—	2	(D)	1	(D)
1	(D)	2	(D)	7	1 113	1	(D)	—	—	—	—	1	(D)
—	—	—	—	—	—	—	—	—	—	—	—	—	—
1	(D)	2	(D)	6	828	3	189	—	—	5	838	1	(D)
1	(D)	—	—	3	(D)	1	(D)	—	—	2	(D)	—	—
1	(D)	2	(D)	3	(D)	2	(D)	—	—	3	(D)	1	(D)
7	590	6	2 805	9	5 329	6	633	—	—	6	165	2	(D)
6	778	8	696	12	2 514	5	800	—	—	5	540	5	711
6	(D)	3	(D)	14	8 375	5	589	—	—	1	(D)	7	1 554
1	(D)	2	(D)	5	(D)	4	(D)	—	—	1	(D)	1	(D)
1	(D)	—	—	5	889	1	(D)	—	—	—	—	2	(D)
4	(D)	1	(D)	4	(D)	—	—	—	—	—	—	3	372

Table 4. Summary Statistics for Firms Subject to Federal Income Tax for Counties and for

[Includes only establishments with payroll. For meaning of abbreviations and symbols, see introductory text. For explanation of terms and comparability of 1987 and 1992 censuses, see

	Geographic area	Estab- lish- ments (number)	Receipts (\$1,000)	Annual payroll (\$1,000)	First- quarter payroll (\$1,000)	Paid employees for pay period including March 12 (number)	Selected kind-of-business or operation groups							
							Hotels, rooming houses, camps, and other lodging places (except membership lodging) (SIC 70 ex. 704)		Personal services (SIC 72)		Business services (SIC 73)		Automotive repair, services, and parking (SIC 75)	
							Number	Receipts (\$1,000)	Number	Receipts (\$1,000)	Number	Receipts (\$1,000)	Number	Receipts (\$1,000)
1	Newton County -----	202	77 908	32 203	6 731	1 610	9	9 515	25	2 753	14	2 247	36	9 116
2	Joplin (part) ▲-----	64	38 270	17 766	3 301	523	5	(D)	2	(D)	4	1 275	4	(D)
3	Neosho -----	85	29 485	11 819	2 825	743	1	(D)	18	2 275	5	303	13	2 434
4	Balance of county -----	53	10 153	2 618	605	344	3	(D)	5	(D)	5	669	19	(D)
5	Nodaway County -----	96	23 556	8 691	1 948	716	4	1 073	17	2 252	8	2 355	17	2 735
6	Maryville -----	66	18 026	6 876	1 527	509	3	(D)	11	1 650	4	311	13	2 113
7	Balance of county -----	30	5 530	1 815	421	207	1	(D)	6	602	4	2 044	4	622
8	Oregon County -----	37	6 274	2 332	528	168	1	(D)	8	674	4	228	5	904
9	Osage County -----	30	19 224	3 033	648	194	1	(D)	2	(D)	1	(D)	8	(D)
10	Ozark County -----	28	5 740	1 675	343	155	7	578	3	(D)	1	(D)	1	(D)
11	Pemiscot County -----	59	18 539	7 192	1 110	721	3	(D)	11	1 777	6	1 076	6	903
12	Caruthersville -----	35	12 944	5 500	730	562	1	(D)	4	750	4	(D)	3	(D)
13	Hayti -----	11	2 920	635	137	67	2	(D)	3	617	-	-	-	-
14	Portageville (part) ▲-----	-	-	-	-	-	-	-	-	-	-	-	-	-
15	Balance of county -----	13	2 675	1 057	243	92	-	-	4	410	2	(D)	3	(D)
16	Perry County -----	86	19 074	5 523	1 171	359	3	(D)	11	1 319	8	1 534	13	2 851
17	Perryville -----	74	17 135	5 080	1 073	319	3	(D)	10	(D)	5	1 252	11	(D)
18	Balance of county -----	12	1 939	443	98	40	-	-	1	(D)	3	282	2	(D)
19	Pettis County -----	280	104 943	35 586	7 356	2 205	7	3 337	45	19 645	26	18 177	30	7 863
20	Sedalia -----	254	90 311	30 488	6 079	1 794	6	(D)	43	(D)	24	(D)	26	(D)
21	Windsor (part) ▲-----	1	(D)	(D)	(D)	AA	1	-	-	-	-	-	-	-
22	Balance of county -----	25	(D)	(D)	(D)	EE	1	(D)	2	(D)	2	(D)	4	(D)
23	Phelps County -----	269	83 062	33 859	7 577	2 440	17	5 961	35	5 101	28	6 728	32	7 852
24	Rolla -----	205	67 674	28 707	6 366	2 046	13	3 907	27	4 187	23	6 025	16	3 749
25	St. James -----	31	9 605	3 465	831	219	2	(D)	3	(D)	1	(D)	10	3 107
26	Balance of county -----	33	5 783	1 687	380	175	2	(D)	5	(D)	4	(D)	6	996
27	Pike County -----	88	23 662	7 986	1 753	546	4	(D)	12	1 149	4	(D)	15	2 331
28	Bowling Green -----	33	9 723	3 488	823	221	1	(D)	4	(D)	2	(D)	7	1 368
29	Louisiana -----	37	11 799	3 773	761	263	2	(D)	6	668	-	-	6	(D)
30	Balance of county -----	18	2 140	725	169	62	1	(D)	2	(D)	2	(D)	2	(D)
31	Platte County -----	393	239 123	70 272	17 169	4 502	17	(D)	52	5 381	78	32 765	40	85 347
32	Kansas City (part) ▲-----	172	166 736	43 495	10 542	3 005	12	31 403	28	3 408	36	18 720	10	(D)
33	Platte City -----	21	6 543	2 829	651	201	2	(D)	2	(D)	4	299	2	(D)
34	Riverside -----	34	29 570	10 873	2 813	505	1	(D)	3	(D)	9	10 086	6	2 251
35	Balance of county -----	166	36 094	13 075	3 163	791	2	(D)	19	(D)	29	3 660	22	(D)
36	Polk County -----	111	22 118	8 029	1 877	774	3	470	23	2 016	7	750	15	2 491
37	Bolivar -----	79	13 898	4 897	1 117	490	-	-	19	1 612	6	(D)	11	2 152
38	Balance of county -----	32	8 220	3 132	760	284	3	470	4	404	1	(D)	4	339
39	Pulaski County -----	156	46 175	18 864	4 316	1 265	13	4 617	35	5 254	12	2 323	19	3 457
40	Waynesville -----	55	16 741	5 990	1 402	440	3	1 216	12	1 726	4	(D)	6	1 186
41	Balance of county -----	101	29 434	12 874	2 914	825	10	3 401	23	3 528	8	(D)	13	2 271
42	Putnam County -----	25	3 909	805	195	83	1	(D)	5	589	3	823	3	355
43	Ralls County -----	23	14 685	6 206	1 421	412	7	5 050	1	(D)	5	(D)	-	-
44	Hannibal (part) ▲-----	2	(D)	(D)	(D)	EE	1	(D)	-	-	1	(D)	-	-
45	Monroe City (part) ▲-----	1	(D)	(D)	(D)	AA	1	(D)	-	-	-	-	-	-
46	Vandalia (part) ▲-----	-	-	-	-	-	-	-	-	-	-	-	-	-
47	Balance of county -----	20	(D)	(D)	(D)	CC	5	(D)	1	(D)	4	(D)	-	-
48	Randolph County -----	130	43 746	14 968	3 543	1 048	4	1 880	22	3 966	10	4 364	13	3 004
49	Moberly -----	114	40 118	13 957	3 326	961	4	1 880	20	(D)	10	4 364	10	1 901
50	Balance of county -----	16	3 628	1 011	217	87	-	-	2	(D)	-	-	3	1 103
51	Ray County -----	88	13 630	4 106	983	314	-	-	16	1 737	7	1 846	11	1 534
52	Excelsior Springs (part) ▲-----	1	(D)	(D)	(D)	AA	-	-	-	-	1	(D)	-	-
53	Richmond -----	51	8 992	2 504	613	174	-	-	11	1 401	2	(D)	5	928
54	Balance of county -----	36	(D)	(D)	(D)	CC	-	-	5	336	4	(D)	6	606
55	Reynolds County -----	18	5 391	1 966	357	235	4	1 280	2	(D)	1	(D)	1	(D)
56	Ripley County -----	45	8 888	2 358	516	182	4	417	6	815	3	188	5	(D)
57	St. Charles County -----	1 410	619 328	219 053	48 655	13 125	20	(D)	190	112 029	251	85 863	178	59 814
58	Cottleville -----	1	(D)	(D)	(D)	AA	-	-	-	-	-	-	-	-
59	Lake St. Louis -----	66	16 359	6 468	1 622	361	1	(D)	10	1 069	11	4 812	1	(D)
60	O'Fallon -----	123	40 998	12 015	3 035	864	1	(D)	18	9 040	15	4 964	27	9 042
61	St. Charles -----	603	316 828	108 677	23 220	6 085	8	3 116	81	74 927	103	27 112	68	18 583
62	St. Peters -----	289	125 623	46 872	10 566	3 387	1	(D)	43	21 126	47	15 656	37	18 960
63	Wentzville -----	76	36 815	14 193	3 382	826	5	3 317	10	2 139	8	3 952	10	2 791
64	Balance of county -----	252	(D)	(D)	(D)	GG	4	(D)	28	3 728	67	29 367	35	(D)
65	St. Clair County -----	23	11 150	4 367	996	365	1	(D)	2	(D)	-	-	2	(D)
66	Ste. Genevieve County -----	80	16 349	4 141	972	410	6	1 219	14	1 182	8	284	9	1 444
67	Ste. Genevieve -----	68	13 613	3 399	816	316	5	(D)	13	(D)	5	210	7	(D)
68	Balance of county -----	12	2 736	742	156	94	1	(D)	1	(D)	3	74	2	(D)
69	St. Francois County -----	295	81 499	31 242	7 339	2 175	10	4 592	38	5 076	29	5 870	32	4 190
70	Bonne Terre -----	29	5 261	1 330	339	128	1	(D)	7	934	2	(D)	2	(D)
71	Desloge -----	23	13 130	6 298	1 629	443	1	(D)	4	(D)	2	(D)	2	(D)
72	Farmington -----	133	43 110	17 254	4 015	1 104	4	(D)	15	2 220	13	3 847	11	1 121
73	Flat River -----	48	11 607	2 968	678	276	1	(D)	6	1 204	5	(D)	8	1 035
74	Balance of county -----	62	8 391	3 392	678	224	3	326	6	(D)	7	490	9	1 131
75	St. Louis County -----	9 298	6 651 811	2 447 843	555 866	102 021	95	188 720	1 056	255 707	1 892	2 089 843	719	392 196
76	Ballwin -----	182	51 982	20 562	4 287	809	-	-	26	6 492	45	5 570	13	4 784
77	Bellefontaine Neighbors -----	28	3 669	1 293	320	117	1	(D)	3	484	4	217	2	(D)
78	Bel-Ridge -----	9	3 154	927	188	48	-	-	-	-	2	(D)	4	1 225
79	Berkeley -----	52	75 893	25 197	6 239	1 664	4	(D)	7	1 470	11	29 885	7	3 894
80	Black Jack -----	18	13 293	5 497	1 243	412	-	-	1	(D)	5	(D)	-	-
81	Breckenridge Hills -----	21	5 040	1 689	392	86	-	-	5	432	2	(D)	9	2 021
82	Brentwood -----	242	162 445	66 280	15 379	2 938	-	-	17	(D)	69	73 014	17	8 322
83	Bridgeton -----	324	277 087	104 505	23 076	3 962	18	31 101	23	4 059	48	93 051	32	22 006
84	Chesterfield ▲-----	259	129 331	49 642	11 165	2 232	3	(D)	34	6 918	71	44 949	4	429
85	Clarkson Valley -----	-	-	-	-	-	-	-	-	-	-	-	-	-

Places With 2,500 Inhabitants or More: 1992 —Con.

appendix A. For information on geographic areas followed by ▲, see appendix F]

Selected kind-of-business or operation groups —Con.														
Miscellaneous repair services (SIC 76)		Amusement and recreation services, including motion pictures and museums (SIC 78, 79, 84)		Health services (SIC 80)		Legal services (SIC 81)		Selected educational services (SIC 823, 4, 9)		Social services (SIC 83)		Engineering, accounting, research, management, and related services (except noncommercial research organizations) (SIC 87 ex. 8733)		
Number	Receipts (\$1,000)	Number	Receipts (\$1,000)	Number	Receipts (\$1,000)	Number	Receipts (\$1,000)	Number	Receipts (\$1,000)	Number	Receipts (\$1,000)	Number	Receipts (\$1,000)	
7	519	9	947	69	48 782	8	1 441	1	(D)	8	(D)	16	2 287	1
3	(D)	—	—	41	24 381	1	(D)	—	—	—	—	4	(D)	2
2	(D)	4	588	22	19 995	6	(D)	—	—	4	(D)	10	1 452	3
2	(D)	5	359	6	4 406	1	(D)	1	(D)	4	(D)	2	(D)	4
8	(D)	7	972	19	10 050	4	1 004	—	—	4	(D)	7	1 580	5
1	(D)	5	(D)	17	(D)	4	1 004	—	—	3	(D)	5	(D)	6
7	(D)	2	(D)	2	(D)	—	—	—	—	1	(D)	2	(D)	7
1	(D)	3	265	7	3 391	4	401	—	—	1	(D)	3	(D)	8
3	(D)	1	(D)	9	4 560	2	(D)	—	—	1	(D)	2	(D)	9
1	(D)	5	(D)	5	2 558	2	(D)	—	—	1	(D)	2	(D)	10
2	(D)	3	978	19	11 095	5	593	—	—	—	—	4	668	11
1	(D)	2	(D)	12	9 132	5	593	—	—	—	—	3	(D)	12
—	—	—	—	5	(D)	—	—	—	—	—	—	1	(D)	13
1	(D)	1	(D)	2	(D)	—	—	—	—	—	—	—	—	14
6	4 898	4	563	20	4 694	4	822	—	—	8	(D)	9	1 273	16
5	(D)	3	(D)	19	(D)	4	822	—	—	5	147	9	1 273	17
1	(D)	1	(D)	1	(D)	—	—	—	—	3	(D)	—	—	18
20	6 143	14	2 397	66	31 209	18	4 593	—	—	26	5 016	28	6 563	19
17	(D)	10	1 904	63	(D)	18	4 593	—	—	22	4 799	25	(D)	20
—	—	1	(D)	—	—	—	—	—	—	—	—	—	—	21
3	(D)	3	(D)	3	(D)	—	—	—	—	4	217	3	(D)	22
15	2 016	22	3 659	62	38 811	13	4 159	4	(D)	10	(D)	31	6 273	23
12	1 563	14	2 821	53	34 355	12	(D)	3	(D)	6	(D)	26	5 591	24
—	—	3	322	7	(D)	1	(D)	—	—	2	(D)	2	(D)	25
3	453	5	516	2	(D)	—	—	1	(D)	2	(D)	3	(D)	26
4	(D)	8	887	24	7 432	5	1 442	—	—	5	891	7	1 852	27
—	—	3	(D)	10	(D)	2	(D)	—	—	2	(D)	2	(D)	28
2	(D)	3	(D)	12	4 657	3	(D)	—	—	—	—	3	(D)	29
2	(D)	2	(D)	2	(D)	—	—	—	—	3	(D)	2	(D)	30
16	6 723	22	7 043	71	36 409	20	(D)	1	(D)	18	6 345	57	21 043	31
3	(D)	11	4 721	36	19 179	7	841	—	—	6	3 111	22	6 033	32
—	—	—	—	5	3 703	2	(D)	—	—	2	(D)	2	(D)	33
4	1 674	2	(D)	2	(D)	—	—	—	—	2	(D)	7	9932	34
9	(D)	9	(D)	28	(D)	11	2 738	1	(D)	10	(D)	26	(D)	35
4	555	9	930	27	9 383	4	1 088	—	—	11	3 596	8	839	36
2	(D)	6	(D)	18	4 844	3	(D)	—	—	7	2 287	7	(D)	37
2	(D)	3	(D)	9	4 539	1	(D)	—	—	4	1 309	1	(D)	38
9	(D)	13	1 395	22	8 782	10	1 904	—	—	10	5 712	12	(D)	39
2	(D)	3	(D)	11	4 785	6	1 216	—	—	5	(D)	2	(D)	40
7	(D)	10	(D)	11	3 997	4	688	—	—	5	(D)	10	(D)	41
1	(D)	2	(D)	5	820	2	(D)	—	—	1	(D)	2	(D)	42
2	(D)	2	(D)	4	2 441	2	(D)	—	—	—	—	—	—	43
—	—	—	—	—	—	—	—	—	—	—	—	—	—	44
—	—	—	—	—	—	—	—	—	—	—	—	—	—	45
—	—	—	—	—	—	—	—	—	—	—	—	—	—	46
2	(D)	2	(D)	4	2 441	2	(D)	—	—	—	—	—	—	47
13	2 246	12	(D)	32	15 404	7	1 525	—	—	11	1 368	6	(D)	48
9	1 382	9	(D)	29	14 731	7	1 525	—	—	10	(D)	6	(D)	49
4	864	3	(D)	3	673	—	—	—	—	1	(D)	—	—	50
5	280	7	955	14	4 416	11	1 329	2	(D)	7	(D)	8	824	51
—	—	—	—	—	—	—	—	—	—	—	—	—	—	52
—	—	5	(D)	10	2 798	10	(D)	1	(D)	2	(D)	5	677	53
5	280	2	(D)	4	1 618	1	(D)	1	(D)	5	216	3	147	54
1	(D)	1	(D)	3	(D)	2	(D)	—	—	3	(D)	—	—	55
1	(D)	3	383	12	2 751	4	468	1	(D)	3	(D)	3	313	56
68	(D)	107	34 281	325	217 766	54	16 920	9	(D)	58	13 012	140	47 499	57
—	—	1	(D)	—	—	—	—	—	—	—	—	—	—	58
5	328	4	534	21	6 920	1	(D)	—	—	1	(D)	10	928	59
7	1 912	10	1 903	23	9 439	8	1 844	1	(D)	5	(D)	8	1 780	60
17	3 069	34	14 819	152	121 945	36	12 981	8	(D)	23	5 968	68	30 138	61
15	3 871	23	6 746	86	45 125	3	(D)	—	—	13	3 752	19	5 390	62
3	(D)	7	1 132	22	20 770	2	(D)	—	—	2	(D)	7	1 699	63
21	(D)	28	(D)	21	13 567	4	(D)	—	—	14	(D)	28	7 564	64
2	(D)	1	(D)	8	5 212	3	348	—	—	4	(D)	—	—	65
3	(D)	11	1 868	15	4 599	4	(D)	—	—	4	383	5	919	66
2	(D)	10	(D)	14	(D)	4	(D)	—	—	3	(D)	4	(D)	67
1	(D)	1	(D)	1	(D)	—	—	—	—	1	(D)	1	(D)	68
16	11 068	28	3 904	71	35 455	22	3 899	—	—	26	3 450	23	3 995	69
1	(D)	6	927	7	1 830	—	—	—	—	2	(D)	1	(D)	70
4	(D)	2	(D)	4	3 171	—	—	—	—	1	(D)	3	443	71
4	878	13	2 093	43	24 824	14	2 398	—	—	3	(D)	13	2 902	72
1	(D)	3	299	8	3 543	8	1 501	—	—	5	362	3	296	73
6	(D)	4	(D)	9	2 087	—	—	—	—	15	2 585	3	(D)	74
337	148 752	515	297 919	2 432	1 605 027	529	253 474	84	26 721	236	62 991	1 325	1 303 392	75
6	1 615	12	1 789	40	8 716	1	(D)	4	208	7	3 384	26	18 936	76
3	101	4	1 078	2	(D)	2	(D)	—	—	—	—	6	602	77
2	(D)	—	—	—	—	—	—	—	—	1	(D)	—	—	78
4	(D)	3	698	6	3 717	—	—	—	—	3	(D)	7	3 612	79
—	—	1	(D)	8	(D)	—	—	—	—	—	—	3	(D)	80
4	637	—	—	1	(D)	—	—	—	—	—	—	—	—	81
14	4 137	19	10 105	23	19 210	27	13 221	2	(D)	2	(D)	52	29 302	82
22	12 457	16	4 312	119	89 328	5	747	4	(D)	9	2 737	27	16 875	83
4	504	15	6 173	44	33 298	12	4 066	2	(D)	6	1 168	59	27 861	84

Places With 2,500 Inhabitants or More: 1992 —Con.

appendix A. For information on geographic areas followed by ▲, see appendix F]

Selected kind-of-business or operation groups —Con.														
Miscellaneous repair services (SIC 76)		Amusement and recreation services, including motion pictures and museums (SIC 78, 79, 84)		Health services (SIC 80)		Legal services (SIC 81)		Selected educational services (SIC 823, 4, 9)		Social services (SIC 83)		Engineering, accounting, research, management, and related services (except noncommercial research organizations) (SIC 87 ex. 8733)		
Number	Receipts (\$1,000)	Number	Receipts (\$1,000)	Number	Receipts (\$1,000)	Number	Receipts (\$1,000)	Number	Receipts (\$1,000)	Number	Receipts (\$1,000)	Number	Receipts (\$1,000)	
5	(D)	21	4 888	158	46 798	280	163 096	9	1 812	11	3 994	163	135 541	1
12	2 996	12	6 811	38	19 063	5	(D)	1	—	1	(D)	26	5 557	2
4	3 033	19	39 364	241	204 231	20	6 330	11	8 232	9	2 766	89	107 230	3
—	—	2	(D)	10	1 601	1	(D)	—	—	1	(D)	—	—	4
4	427	7	3 546	56	33 325	10	3 921	2	(D)	—	—	27	13 630	5
3	920	6	2 057	32	11 689	2	(D)	—	—	3	(D)	14	4 936	6
1	(D)	5	(D)	12	8 387	1	(D)	—	—	—	(D)	2	—	7
13	20 503	6	5 192	8	3 569	3	1 713	1	(D)	2	(D)	11	17 394	8
4	520	5	1 142	19	6 297	6	670	—	—	—	—	12	3 363	9
15	1 439	17	3 226	141	83 511	8	1 442	3	(D)	13	4 118	34	15 365	10
—	—	3	(D)	18	7 724	2	(D)	1	(D)	1	(D)	4	839	11
2	(D)	3	772	5	644	2	(D)	—	—	—	—	5	—	12
7	5 128	13	8 136	19	11 532	1	(D)	—	—	7	(D)	17	6 985	13
4	848	2	(D)	13	2 174	—	—	—	—	4	(D)	5	280	14
—	—	—	—	—	—	—	—	—	—	—	—	—	—	15
9	1 578	14	2 297	105	52 231	15	2 748	4	903	2	(D)	52	12 036	16
2	(D)	6	1 379	18	7 246	14	5 372	1	(D)	1	(D)	22	5 213	17
2	(D)	6	1 263	16	9 433	2	(D)	—	—	4	1 055	14	2 546	18
8	1 608	8	1 700	8	2 986	1	(D)	—	—	3	(D)	8	6 365	19
5	2 632	16	14 508	14	40 308	—	—	1	(D)	3	(D)	31	35 214	20
1	(D)	—	—	3	550	—	—	—	—	—	—	—	—	21
1	(D)	—	—	20	4 727	1	(D)	—	—	1	(D)	1	(D)	22
—	—	—	—	3	(D)	—	—	—	—	—	—	—	—	23
2	(D)	7	3 589	18	10 300	11	6 176	4	(D)	1	(D)	26	33 937	24
20	12 634	8	2 194	18	12 342	1	(D)	1	(D)	3	578	16	9 565	25
1	(D)	—	—	1	(D)	—	—	—	—	—	—	—	—	26
2	(D)	2	(D)	1	(D)	—	—	—	—	2	(D)	1	(D)	27
—	—	1	(D)	—	—	—	—	—	—	—	—	—	—	28
3	1 306	9	11 116	122	74 711	7	1 447	—	—	2	(D)	20	6 286	29
—	—	—	—	—	—	—	—	—	—	2	(D)	—	—	30
8	1 678	4	(D)	12	2 411	—	—	1	(D)	1	(D)	8	(D)	31
4	(D)	12	11 607	21	9 091	6	3 613	3	1 430	1	(D)	9	2 356	32
2	(D)	5	(D)	4	2 611	—	—	—	—	—	—	1	(D)	33
1	(D)	5	3 962	8	(D)	—	—	—	—	1	(D)	5	(D)	34
5	2 196	5	1 658	27	49 966	3	357	—	—	7	1 344	32	86 155	35
—	—	—	—	118	69 606	7	10 249	3	331	2	(D)	21	6 809	36
12	11 554	15	5 000	62	16 345	11	1 598	5	382	5	1 070	37	8 244	37
3	753	8	2 832	2	(D)	—	—	2	(D)	—	—	2	—	38
9	3 863	14	3 224	49	23 245	6	1 032	1	(D)	6	878	30	7 710	39
1	(D)	1	(D)	—	—	—	—	—	—	1	(D)	1	(D)	40
2	(D)	2	(D)	3	642	1	(D)	—	—	—	—	2	(D)	41
101	41 928	176	77 643	766	591 272	55	(D)	19	(D)	106	28 196	396	661 881	42
140	103 258	96	129 961	514	416 044	342	449 835	12	14 184	83	21 463	403	642 418	43
4	804	10	1 707	27	9 833	10	1 138	—	—	10	1 320	8	788	44
2	(D)	6	1 392	18	6 105	9	(D)	—	—	8	(D)	7	(D)	45
2	(D)	4	315	9	3 728	1	(D)	—	—	2	(D)	1	(D)	46
—	—	—	—	4	1 814	1	(D)	—	—	1	(D)	1	(D)	47
—	—	2	(D)	3	565	2	(D)	—	—	2	(D)	4	151	48
13	5 838	12	1 920	46	28 815	20	5 426	—	—	16	(D)	39	16 840	49
—	—	—	—	—	—	—	—	—	—	—	—	—	—	50
—	—	1	(D)	3	(D)	—	—	—	—	2	(D)	1	(D)	51
1	(D)	—	(D)	3	581	1	(D)	—	—	1	(D)	3	188	52
7	3 762	7	1 039	36	16 577	18	(D)	—	—	9	(D)	33	(D)	53
5	(D)	3	(D)	4	(D)	1	(D)	—	—	4	651	2	(D)	54
1	(D)	6	1 889	1	(D)	3	(D)	—	—	1	(D)	—	—	55
3	(D)	3	51	2	(D)	3	443	—	—	3	40	2	(D)	56
6	1 383	8	1 124	43	19 907	10	1 938	—	—	6	461	13	2 300	57
3	(D)	4	880	29	13 780	7	(D)	—	—	2	(D)	10	(D)	58
3	(D)	4	244	14	6 127	3	(D)	—	—	4	(D)	3	(D)	59
4	(D)	17	(D)	15	6 402	4	(D)	1	(D)	3	(D)	13	(D)	60
1	(D)	1	(D)	6	4 544	2	(D)	—	—	1	(D)	3	(D)	61
11	1 613	69	83 559	42	22 434	13	2 050	3	(D)	3	(D)	24	4 897	62
2	(D)	54	77 475	23	15 025	8	(D)	—	—	—	—	14	3 785	63
1	(D)	—	—	1	(D)	—	—	1	(D)	—	—	1	(D)	64
8	(D)	15	6 084	18	(D)	5	(D)	2	(D)	3	(D)	9	(D)	65
1	(D)	6	449	13	4 990	5	409	—	—	3	(D)	7	750	66
—	—	—	—	—	—	—	—	—	—	—	—	—	—	67
1	(D)	6	449	13	4 990	5	409	—	—	3	(D)	7	750	68
2	(D)	9	1 597	33	22 109	8	2 531	—	—	9	1 447	8	2 350	69
1	(D)	8	(D)	30	(D)	8	2 531	—	—	9	1 447	7	(D)	70
1	(D)	1	(D)	3	(D)	—	—	—	—	—	—	1	(D)	71
3	(D)	8	1 494	14	4 226	4	476	—	—	3	(D)	10	805	72
3	(D)	6	(D)	9	2 899	4	476	—	—	2	(D)	4	392	73
—	—	2	(D)	5	1 327	—	—	—	—	1	(D)	6	413	74
2	(D)	5	(D)	14	5 347	3	(D)	—	—	3	(D)	2	(D)	75
2	(D)	4	(D)	8	(D)	2	(D)	—	—	1	(D)	2	(D)	76
—	—	1	(D)	6	(D)	1	(D)	—	—	2	(D)	—	—	77
—	—	6	450	10	5 086	3	(D)	—	—	2	(D)	4	221	78
8	864	5	(D)	17	3 360	4	(D)	—	—	3	(D)	8	2 060	79
—	—	2	(D)	11	2 330	4	(D)	—	—	2	(D)	2	(D)	80
8	864	3	(D)	6	1 030	—	—	—	—	1	(D)	6	(D)	81
1	(D)	—	—	2	(D)	1	(D)	—	—	2	(D)	—	—	82

Table 4. Summary Statistics for Firms Subject to Federal Income Tax for Counties and for

[Includes only establishments with payroll. For meaning of abbreviations and symbols, see introductory text. For explanation of terms and comparability of 1987 and 1992 censuses, see

	Geographic area	Estab-lish-ments (number)	Receipts (\$1,000)	Annual payroll (\$1,000)	First-quarter payroll (\$1,000)	Paid employees for pay period including March 12 (number)	Selected kind-of-business or operation groups							
							Hotels, rooming houses, camps, and other lodging places (except membership lodging) (SIC 70 ex. 704)		Personal services (SIC 72)		Business services (SIC 73)		Automotive repair, services, and parking (SIC 75)	
							Number	Receipts (\$1,000)	Number	Receipts (\$1,000)	Number	Receipts (\$1,000)	Number	Receipts (\$1,000)
1	Wright County -----	57	12 090	3 370	727	338	3	575	9	1 177	4	531	11	1 428
2	Mountain Grove (part) ▲ --	40	9 349	2 903	613	246	3	575	6	(D)	2	(D)	8	1 289
3	Balance of county -----	17	2 741	467	114	92	-	-	3	(D)	2	(D)	3	139

Places With 2,500 Inhabitants or More: 1992 —Con.

appendix A. For information on geographic areas followed by ▲, see appendix F]

Selected kind-of-business or operation groups —Con.														
Miscellaneous repair services (SIC 76)		Amusement and recreation services, including motion pictures and museums (SIC 78, 79, 84)		Health services (SIC 80)		Legal services (SIC 81)		Selected educational services (SIC 823, 4, 9)		Social services (SIC 83)		Engineering, accounting, research, management, and related services (except noncommercial research organizations) (SIC 87 ex. 8733)		
Number	Receipts (\$1,000)	Number	Receipts (\$1,000)	Number	Receipts (\$1,000)	Number	Receipts (\$1,000)	Number	Receipts (\$1,000)	Number	Receipts (\$1,000)	Number	Receipts (\$1,000)	
1	(D)	5	406	14	6 221	5	643	—	—	2	(D)	2	(D)	1
1	(D)	4	(D)	10	(D)	3	(D)	—	—	1	(D)	1	(D)	2
—	—	1	(D)	4	(D)	2	(D)	—	—	1	(D)	1	(D)	3

Table 5. Summary Statistics for Firms Subject to Federal Income Tax for Places With 350 Establishments or More: 1992

[Includes only establishments with payroll. For meaning of abbreviations and symbols, see introductory text. For explanation of terms and comparability of 1987 and 1992 censuses, see appendix A. For information on geographic areas followed by ▲, see appendix F]

SIC code	Geographic area and kind of business or operation	Establishments (number)	Receipts (\$1,000)	Annual payroll (\$1,000)	First-quarter payroll (\$1,000)	Paid employees for pay period including March 12 (number)
	CAPE GIRARDEAU ▲					
	Total	390	192 857	82 601	17 976	3 847
70 ex. 704	Hotels, rooming houses, camps, and other lodging places (except membership lodging)	9	(D)	(D)	(D)	EE
7011	Hotels and motels	8	(D)	(D)	(D)	EE
7011 pt.	Hotels	7	(D)	(D)	(D)	EE
7011 pt.	Motels, motor hotels, and tourist courts	1	(D)	(D)	(D)	BB
702, 3	Other lodging places	1	(D)	(D)	(D)	AA
72	Personal services	42	8 109	2 920	717	298
721	Laundry, cleaning, and garment services	10	2 688	1 062	226	90
7211	Power laundries, family and commercial*	—	—	—	—	—
7213	Linen supply*	2	(D)	(D)	(D)	BB
7215	Coin-operated laundries and drycleaning	3	(D)	(D)	(D)	AA
7216	Drycleaning plants, except rug cleaning*	5	(D)	(D)	(D)	BB
7217	Carpet and upholstery cleaning	—	—	—	—	—
7218	Industrial laundriers*	—	—	—	—	—
7212, 9	Other laundry, cleaning, and garment services*	—	—	—	—	—
722	Photographic studios, portrait	8	(D)	(D)	(D)	BB
723, 4	Beauty and barber shops	12	1 653	700	182	71
723	Beauty shops	12	1 653	700	182	71
724	Barber shops	—	—	—	—	—
725	Shoe repair shops and shoeshine parlors	—	—	—	—	—
726	Funeral service and crematories	2	(D)	(D)	(D)	BB
729	Miscellaneous personal services	10	(D)	(D)	(D)	BB
73	Business services	61	26 557	12 696	3 477	981
731	Advertising	7	1 703	440	97	24
732	Consumer credit reporting agencies, mercantile reporting agencies, and adjustment and collection agencies	4	1 438	522	124	26
733	Mailing, reproduction, commercial art and photography, and stenographic services	3	(D)	(D)	(D)	AA
734	Services to dwellings and other buildings	13	6 513	4 362	967	408
735	Miscellaneous equipment rental and leasing	9	6 430	1 846	1 001	78
736	Personnel supply services	4	(D)	(D)	(D)	CC
737	Computer programming, data processing, and other computer related services	8	2 912	1 314	325	58
7371, 2, 3	Computer programming, prepackaged software, and integrated systems	5	(D)	(D)	(D)	BB
7374, 5, 6	Data processing services	1	(D)	(D)	(D)	AA
7377, 8, 9	Computer rental and leasing, maintenance, and related services, n.e.c.	2	(D)	(D)	(D)	AA
738	Miscellaneous business services	13	(D)	(D)	(D)	CC
75	Automotive repair, services, and parking	42	10 133	2 645	567	149
751	Automotive rental and leasing, without drivers	2	(D)	(D)	(D)	AA
752	Automobile parking	—	—	—	—	—
753	Automotive repair shops	34	7 649	2 088	477	119
7532	Top, body, and upholstery repair shops and paint shops	7	(D)	(D)	(D)	BB
7538	General automotive repair shops	14	2 393	613	145	36
7533, 4, 6, 7, 9	Other automotive repair shops	13	(D)	(D)	(D)	BB
754	Automotive services, except repair	6	(D)	(D)	(D)	BB
76	Miscellaneous repair services	16	6 787	2 132	508	137
762	Electrical repair shops	3	(D)	(D)	(D)	BB
7622	Radio and television repair shops	2	(D)	(D)	(D)	BB
7623, 9	Other electrical and electronic repair shops	1	(D)	(D)	(D)	BB
763	Watch, clock, and jewelry repair	—	—	—	—	—
764	Reupholstery and furniture repair	3	346	125	18	6
769	Miscellaneous repair and related services	10	(D)	(D)	(D)	BB
78, 79, 84	Amusement and recreation services, including motion pictures and museums	18	5 219	1 082	251	159
781, 2	Motion picture production, distribution, and services	2	(D)	(D)	(D)	AA
783	Motion picture theaters	2	(D)	(D)	(D)	BB
784	Video tape rental	2	(D)	(D)	(D)	AA
792	Theatrical producers (except motion picture), bands, orchestras, and entertainers	1	(D)	(D)	(D)	AA
793	Bowling centers	1	(D)	(D)	(D)	BB
79 ex. 792, 3, 84	Commercial sports and other amusement and recreation services, including museums	10	(D)	(D)	(D)	BB
80	Health services	121	88 265	46 449	9 222	1 154
801	Offices and clinics of doctors of medicine	53	(D)	(D)	(D)	FF
802	Offices and clinics of dentists	29	8 383	2 521	511	148
803	Offices and clinics of doctors of osteopathy	4	(D)	(D)	(D)	BB
804	Offices and clinics of other health practitioners	20	4 295	1 161	270	78
805	Nursing and personal care facilities	4	(D)	(D)	(D)	CC
806	Hospitals	—	—	—	—	—
807, 8, 9	Other health services	11	(D)	(D)	(D)	BB
81	Legal services	21	(D)	(D)	(D)	CC
823, 4, 9	Selected educational services	1	(D)	(D)	(D)	AA

Table 5. Summary Statistics for Firms Subject to Federal Income Tax for Places With 350 Establishments or More: 1992 — Con.

[Includes only establishments with payroll. For meaning of abbreviations and symbols, see introductory text. For explanation of terms and comparability of 1987 and 1992 censuses, see appendix A. For information on geographic areas followed by ▲, see appendix F]

SIC code	Geographic area and kind of business or operation	Establishments (number)	Receipts (\$1,000)	Annual payroll (\$1,000)	First-quarter payroll (\$1,000)	Paid employees for pay period including March 12 (number)
CAPE GIRARDEAU ▲—Con.						
83	Social services	14	(D)	(D)	(D)	CC
835	Child day care services	7	(D)	(D)	(D)	BB
832, 3, 6, 9	Other social services	7	1 151	385	85	51
87 ex. 8733	Engineering, accounting, research, management, and related services (except noncommercial research organizations)	44	13 595	6 313	1 390	317
871	Engineering, architectural, and surveying services	11	(D)	(D)	(D)	BB
872	Accounting, auditing, and bookkeeping services	25	11 100	5 300	1 138	259
873 ex. 8733	Research, development, and testing services (except noncommercial research organizations)	1	(D)	(D)	(D)	AA
874	Management and public relations services	7	(D)	(D)	(D)	AA
89	Services, n.e.c.	1	(D)	(D)	(D)	AA
CLAYTON						
	Total	874	541 524	207 281	47 985	8 346
70 ex. 704	Hotels, rooming houses, camps, and other lodging places (except membership lodging)	8	42 720	13 513	3 143	1 170
7011	Hotels and motels	8	42 720	13 513	3 143	1 170
7011 pt.	Hotels	6	(D)	(D)	(D)	GG
7011 pt.	Motels, motor hotels, and tourist courts	2	(D)	(D)	(D)	BB
702, 3	Other lodging places	—	—	—	—	—
72	Personal services	58	27 555	7 118	1 658	405
721	Laundry, cleaning, and garment services	14	(D)	(D)	(D)	BB
7211	Power laundries, family and commercial*	—	—	—	—	—
7213	Linen supply*	1	(D)	(D)	(D)	AA
7215	Coin-operated laundries and drycleaning	1	(D)	(D)	(D)	AA
7216	Drycleaning plants, except rug cleaning*	3	(D)	(D)	(D)	BB
7217	Carpet and upholstery cleaning	—	—	—	—	—
7218	Industrial laundriers*	1	(D)	(D)	(D)	BB
7212, 9	Other laundry, cleaning, and garment services*	8	1 585	277	72	27
722	Photographic studios, portrait	1	(D)	(D)	(D)	AA
723, 4	Beauty and barber shops	28	5 660	2 811	663	178
723	Beauty shops	27	(D)	(D)	(D)	CC
724	Barber shops	1	(D)	(D)	(D)	AA
725	Shoe repair shops and shoeshine parlors	1	(D)	(D)	(D)	AA
726	Funeral service and crematories	5	(D)	(D)	(D)	BB
729	Miscellaneous personal services	9	(D)	(D)	(D)	BB
73	Business services	145	106 563	43 790	10 062	2 437
731	Advertising	29	36 435	7 949	1 751	194
732	Consumer credit reporting agencies, mercantile reporting agencies, and adjustment and collection agencies	2	(D)	(D)	(D)	AA
733	Mailing, reproduction, commercial art and photography, and stenographic services	21	5 921	1 510	339	64
734	Services to dwellings and other buildings	7	1 063	367	70	36
735	Miscellaneous equipment rental and leasing	1	(D)	(D)	(D)	AA
736	Personnel supply services	29	26 724	18 087	4 423	1 487
737	Computer programming, data processing, and other computer related services	20	13 438	4 232	971	100
7371, 2, 3	Computer programming, prepackaged software, and integrated systems	16	12 602	4 013	923	85
7374, 5, 6	Data processing services	2	(D)	(D)	(D)	AA
7377, 8, 9	Computer rental and leasing, maintenance, and related services, n.e.c.	2	(D)	(D)	(D)	AA
738	Miscellaneous business services	36	(D)	(D)	(D)	FF
75	Automotive repair, services, and parking	12	5 411	475	108	41
751	Automotive rental and leasing, without drivers	1	(D)	(D)	(D)	AA
752	Automobile parking	8	(D)	(D)	(D)	BB
753	Automotive repair shops	2	(D)	(D)	(D)	AA
7532	Top, body, and upholstery repair shops and paint shops	—	—	—	—	—
7538	General automotive repair shops	2	(D)	(D)	(D)	AA
7533, 4, 6, 7, 9	Other automotive repair shops	—	—	—	—	—
754	Automotive services, except repair	1	(D)	(D)	(D)	AA
76	Miscellaneous repair services	5	(D)	(D)	(D)	AA
762	Electrical repair shops	2	(D)	(D)	(D)	AA
7622	Radio and television repair shops	1	(D)	(D)	(D)	AA
7623, 9	Other electrical and electronic repair shops	1	(D)	(D)	(D)	AA
763	Watch, clock, and jewelry repair	—	—	—	—	—
764	Reupholstery and furniture repair	—	—	—	—	—
769	Miscellaneous repair and related services	3	(D)	(D)	(D)	AA

Table 5. Summary Statistics for Firms Subject to Federal Income Tax for Places With 350 Establishments or More: 1992 — Con.

[Includes only establishments with payroll. For meaning of abbreviations and symbols, see introductory text. For explanation of terms and comparability of 1987 and 1992 censuses, see appendix A. For information on geographic areas followed by ▲, see appendix F]

SIC code	Geographic area and kind of business or operation	Establishments (number)	Receipts (\$1,000)	Annual payroll (\$1,000)	First-quarter payroll (\$1,000)	Paid employees for pay period including March 12 (number)
CLAYTON—Con.						
78, 79, 84	Amusement and recreation services, including motion pictures and museums	21	4 888	1 760	318	118
781, 2	Motion picture production, distribution, and services	5	685	468	103	14
783	Motion picture theaters	1	(D)	(D)	(D)	BB
784	Video tape rental	2	(D)	(D)	(D)	AA
792	Theatrical producers (except motion picture), bands, orchestras, and entertainers	2	(D)	(D)	(D)	AA
793	Bowling centers	1	(D)	(D)	(D)	AA
79 ex. 792, 3; 84	Commercial sports and other amusement and recreation services, including museums	10	2 847	1 035	129	19
80	Health services	158	46 798	20 833	4 692	891
801	Offices and clinics of doctors of medicine	67	20 734	10 020	2 030	230
802	Offices and clinics of dentists	54	13 226	5 060	1 126	193
803	Offices and clinics of doctors of osteopathy	—	—	—	—	—
804	Offices and clinics of other health practitioners	23	3 933	1 691	386	58
805	Nursing and personal care facilities	—	—	—	—	—
806	Hospitals	—	—	—	—	—
807, 8, 9	Other health services	14	8 905	4 062	1 150	410
81	Legal services	280	163 096	68 282	14 788	1 735
823, 4, 9	Selected educational services	9	1 812	810	184	71
83	Social services	11	3 994	2 294	488	151
835	Child day care services	2	(D)	(D)	(D)	AA
832, 3, 6, 9	Other social services	9	(D)	(D)	(D)	CC
87 ex. 8733	Engineering, accounting, research, management, and related services (except noncommercial research organizations)	163	135 541	47 323	12 339	1 303
871	Engineering, architectural, and surveying services	34	30 199	10 099	2 626	310
872	Accounting, auditing, and bookkeeping services	46	34 407	15 107	3 837	540
873 ex. 8733	Research, development, and testing services (except noncommercial research organizations)	5	3 784	1 158	293	34
874	Management and public relations services	78	67 151	20 959	5 583	419
89	Services, n.e.c.	4	(D)	(D)	(D)	AA
COLUMBIA						
	Total	790	478 634	180 781	39 497	9 957
70 ex. 704	Hotels, rooming houses, camps, and other lodging places (except membership lodging)	25	16 171	4 332	1 212	667
7011	Hotels and motels	24	(D)	(D)	(D)	FF
7011 pt.	Hotels	12	(D)	(D)	(D)	EE
7011 pt.	Motels, motor hotels, and tourist courts	12	(D)	(D)	(D)	CC
702, 3	Other lodging places	1	(D)	(D)	(D)	AA
72	Personal services	98	16 246	6 281	1 464	695
721	Laundry, cleaning, and garment services	30	4 730	1 614	398	234
7211	Power laundries, family and commercial*	—	—	—	—	—
7213	Linen supply*	—	—	—	—	—
7215	Coin-operated laundries and drycleaning	7	(D)	(D)	(D)	BB
7216	Drycleaning plants, except rug cleaning*	9	(D)	(D)	(D)	CC
7217	Carpet and upholstery cleaning	11	770	220	53	67
7218	Industrial laundriers*	—	—	—	—	—
7212, 9	Other laundry, cleaning, and garment services*	3	(D)	(D)	(D)	AA
722	Photographic studios, portrait	6	(D)	(D)	(D)	BB
723, 4	Beauty and barber shops	47	6 835	3 293	721	290
723	Beauty shops	47	6 835	3 293	721	290
724	Barber shops	—	—	—	—	—
725	Shoe repair shops and shoeshine parlors	1	(D)	(D)	(D)	AA
726	Funeral service and crematories	3	(D)	(D)	(D)	AA
729	Miscellaneous personal services	11	1 505	507	169	122
73	Business services	106	55 643	24 810	5 994	2 628
731	Advertising	8	1 976	744	181	42
732	Consumer credit reporting agencies, mercantile reporting agencies, and adjustment and collection agencies	5	3 566	1 480	373	73
733	Mailing, reproduction, commercial art and photography, and stenographic services	13	2 899	698	144	61
734	Services to dwellings and other buildings	24	5 994	2 671	1 159	586
735	Miscellaneous equipment rental and leasing	11	(D)	(D)	(D)	CC
736	Personnel supply services	11	(D)	(D)	(D)	GG
737	Computer programming, data processing, and other computer related services	16	8 000	2 094	492	86
7371, 2, 3	Computer programming, prepackaged software, and integrated systems	8	(D)	(D)	(D)	BB
7374, 5, 6	Data processing services	4	(D)	(D)	(D)	BB
7377, 8, 9	Computer rental and leasing, maintenance, and related services, n.e.c.	4	(D)	(D)	(D)	AA
738	Miscellaneous business services	18	(D)	(D)	(D)	BB

Table 5. Summary Statistics for Firms Subject to Federal Income Tax for Places With 350 Establishments or More: 1992 — Con.

[Includes only establishments with payroll. For meaning of abbreviations and symbols, see introductory text. For explanation of terms and comparability of 1987 and 1992 censuses, see appendix A. For information on geographic areas followed by ▲, see appendix F]

SIC code	Geographic area and kind of business or operation	Establishments (number)	Receipts (\$1,000)	Annual payroll (\$1,000)	First-quarter payroll (\$1,000)	Paid employees for pay period including March 12 (number)
COLUMBIA—Con.						
75	Automotive repair, services, and parking	69	23 116	5 978	1 405	380
751	Automotive rental and leasing, without drivers	3	(D)	(D)	(D)	BB
752	Automobile parking	2	(D)	(D)	(D)	AA
753	Automotive repair shops	54	(D)	(D)	(D)	CC
7532	Top, body, and upholstery repair shops and paint shops	9	(D)	(D)	(D)	BB
7538	General automotive repair shops	30	10 209	2 611	588	130
7533, 4, 6, 7, 9	Other automotive repair shops	15	3 886	911	222	57
754	Automotive services, except repair	10	(D)	(D)	(D)	BB
76	Miscellaneous repair services	24	5 718	1 327	356	91
762	Electrical repair shops	12	(D)	(D)	(D)	BB
7622	Radio and television repair shops	4	(D)	(D)	(D)	AA
7623, 9	Other electrical and electronic repair shops	8	(D)	(D)	(D)	BB
763	Watch, clock, and jewelry repair	1	(D)	(D)	(D)	AA
764	Reupholstery and furniture repair	1	(D)	(D)	(D)	AA
769	Miscellaneous repair and related services	10	(D)	(D)	(D)	BB
78, 79, 84	Amusement and recreation services, including motion pictures and museums	47	14 891	3 540	761	445
781, 2	Motion picture production, distribution, and services	6	1 327	184	38	12
783	Motion picture theaters	7	4 829	790	164	101
784	Video tape rental	8	(D)	(D)	(D)	BB
792	Theatrical producers (except motion picture), bands, orchestras, and entertainers	1	(D)	(D)	(D)	AA
793	Bowling centers	2	(D)	(D)	(D)	BB
79 ex. 792, 3; 84	Commercial sports and other amusement and recreation services, including museums	23	5 861	1 898	400	247
80	Health services	235	249 666	98 566	20 208	3 221
801	Offices and clinics of doctors of medicine	122	(D)	(D)	(D)	FF
802	Offices and clinics of dentists	46	(D)	(D)	(D)	CC
803	Offices and clinics of doctors of osteopathy	2	(D)	(D)	(D)	AA
804	Offices and clinics of other health practitioners	32	7 156	2 507	587	126
805	Nursing and personal care facilities	2	(D)	(D)	(D)	CC
806	Hospitals	2	(D)	(D)	(D)	GG
807, 8, 9	Other health services	29	(D)	(D)	(D)	FF
81	Legal services	51	(D)	(D)	(D)	CC
823, 4, 9	Selected educational services	4	(D)	(D)	(D)	BB
83	Social services	35	8 497	3 491	686	353
835	Child day care services	19	3 167	1 365	305	213
832, 3, 6, 9	Other social services	16	5 330	2 126	381	140
87 ex. 8733	Engineering, accounting, research, management, and related services (except noncommercial research organizations)	93	71 203	27 343	6 220	1 206
871	Engineering, architectural, and surveying services	31	15 039	6 559	1 320	244
872	Accounting, auditing, and bookkeeping services	31	(D)	(D)	(D)	CC
873 ex. 8733	Research, development, and testing services (except noncommercial research organizations)	8	(D)	(D)	(D)	EE
874	Management and public relations services	23	25 565	6 966	1 584	346
89	Services, n.e.c.	3	(D)	(D)	(D)	AA
CREVE COEUR						
	Total	555	587 251	269 530	58 646	9 309
70 ex. 704	Hotels, rooming houses, camps, and other lodging places (except membership lodging)	1	(D)	(D)	(D)	BB
7011	Hotels and motels	1	(D)	(D)	(D)	BB
7011 pt.	Hotels	1	(D)	(D)	(D)	BB
7011 pt.	Motels, motor hotels, and tourist courts	—	—	—	—	—
702, 3	Other lodging places	—	—	—	—	—
72	Personal services	37	20 321	5 742	1 374	343
721	Laundry, cleaning, and garment services	8	12 446	1 980	504	111
7211	Power laundries, family and commercial*	—	—	—	—	—
7213	Linen supply*	—	—	—	—	—
7215	Coin-operated laundries and drycleaning	1	(D)	(D)	(D)	BB
7216	Drycleaning plants, except rug cleaning*	4	(D)	(D)	(D)	BB
7217	Carpet and upholstery cleaning	—	—	—	—	—
7218	Industrial launderers*	1	(D)	(D)	(D)	AA
7212, 9	Other laundry, cleaning, and garment services*	2	(D)	(D)	(D)	AA
722	Photographic studios, portrait	—	—	—	—	—
723, 4	Beauty and barber shops	21	6 103	3 298	775	203
723	Beauty shops	20	(D)	(D)	(D)	CC
724	Barber shops	1	(D)	(D)	(D)	AA
725	Shoe repair shops and shoeshine parlors	1	(D)	(D)	(D)	AA
726	Funeral service and crematories	1	(D)	(D)	(D)	AA
729	Miscellaneous personal services	6	(D)	(D)	(D)	BB

Table 5. Summary Statistics for Firms Subject to Federal Income Tax for Places With 350 Establishments or More: 1992 — Con.

[Includes only establishments with payroll. For meaning of abbreviations and symbols, see introductory text. For explanation of terms and comparability of 1987 and 1992 censuses, see appendix A. For information on geographic areas followed by ▲, see appendix F]

SIC code	Geographic area and kind of business or operation	Establishments (number)	Receipts (\$1,000)	Annual payroll (\$1,000)	First-quarter payroll (\$1,000)	Paid employees for pay period including March 12 (number)
	CREVE COEUR—Con.					
73	Business services	113	190 055	88 961	20 382	4 290
731	Advertising	10	9 017	4 162	795	96
732	Consumer credit reporting agencies, mercantile reporting agencies, and adjustment and collection agencies	1	(D)	(D)	(D)	AA
733	Mailing, reproduction, commercial art and photography, and stenographic services	11	8 848	2 528	604	106
734	Services to dwellings and other buildings	5	(D)	(D)	(D)	FF
735	Miscellaneous equipment rental and leasing	4	(D)	(D)	(D)	EE
736	Personnel supply services	19	42 371	28 503	6 681	1 734
737	Computer programming, data processing, and other computer related services	43	84 442	37 265	8 974	957
7371, 2, 3	Computer programming, prepackaged software, and integrated systems	26	41 327	22 244	5 415	517
7374, 5, 6	Data processing services	7	12 616	5 319	1 403	218
7377, 8, 9	Computer rental and leasing, maintenance, and related services, n.e.c.	10	30 499	9 702	2 156	222
738	Miscellaneous business services	20	16 926	4 046	826	199
75	Automotive repair, services, and parking	6	(D)	(D)	(D)	BB
751	Automotive rental and leasing, without drivers	2	(D)	(D)	(D)	AA
752	Automobile parking	1	(D)	(D)	(D)	AA
753	Automotive repair shops	2	(D)	(D)	(D)	AA
7532	Top, body, and upholstery repair shops and paint shops	1	(D)	(D)	(D)	AA
7538	General automotive repair shops	1	(D)	(D)	(D)	AA
7533, 4, 6, 7, 9	Other automotive repair shops	—	—	—	—	—
754	Automotive services, except repair	1	(D)	(D)	(D)	BB
76	Miscellaneous repair services	4	3 033	977	198	33
762	Electrical repair shops	1	(D)	(D)	(D)	AA
7622	Radio and television repair shops	1	(D)	(D)	(D)	AA
7623, 9	Other electrical and electronic repair shops	—	—	—	—	—
763	Watch, clock, and jewelry repair	—	—	—	—	—
764	Reupholstery and furniture repair	—	—	—	—	—
769	Miscellaneous repair and related services	3	(D)	(D)	(D)	BB
78, 79, 84	Amusement and recreation services, including motion pictures and museums	19	39 364	5 980	1 331	368
781, 2	Motion picture production, distribution, and services	4	(D)	(D)	(D)	BB
783	Motion picture theaters	1	(D)	(D)	(D)	AA
784	Video tape rental	2	(D)	(D)	(D)	AA
792	Theatrical producers (except motion picture), bands, orchestras, and entertainers	4	(D)	(D)	(D)	CC
793	Bowling centers	1	(D)	(D)	(D)	AA
79 ex. 792, 3; 84	Commercial sports and other amusement and recreation services, including museums	7	2 216	697	182	179
80	Health services	241	204 231	105 741	19 924	2 050
801	Offices and clinics of doctors of medicine	149	157 600	88 406	16 095	1 369
802	Offices and clinics of dentists	42	15 227	5 779	1 413	243
803	Offices and clinics of doctors of osteopathy	—	—	—	—	—
804	Offices and clinics of other health practitioners	28	8 682	3 587	813	134
805	Nursing and personal care facilities	1	(D)	(D)	(D)	AA
806	Hospitals	—	—	—	—	—
807, 8, 9	Other health services	21	(D)	(D)	(D)	EE
81	Legal services	20	6 330	3 082	706	74
823, 4, 9	Selected educational services	11	8 232	3 306	897	142
83	Social services	9	2 766	1 413	295	77
835	Child day care services	2	(D)	(D)	(D)	BB
832, 3, 6, 9	Other social services	7	(D)	(D)	(D)	BB
87 ex. 8733	Engineering, accounting, research, management, and related services (except noncommercial research organizations)	89	107 230	52 787	13 142	1 790
871	Engineering, architectural, and surveying services	26	41 589	24 506	5 723	611
872	Accounting, auditing, and bookkeeping services	31	25 899	12 907	3 276	676
873 ex. 8733	Research, development, and testing services (except noncommercial research organizations)	6	9 958	3 371	759	290
874	Management and public relations services	26	29 784	12 003	3 384	213
89	Services, n.e.c.	5	(D)	(D)	(D)	AA

Table 5. Summary Statistics for Firms Subject to Federal Income Tax for Places With 350 Establishments or More: 1992 — Con.

[Includes only establishments with payroll. For meaning of abbreviations and symbols, see introductory text. For explanation of terms and comparability of 1987 and 1992 censuses, see appendix A. For information on geographic areas followed by ▲, see appendix F]

SIC code	Geographic area and kind of business or operation	Establishments (number)	Receipts (\$1,000)	Annual payroll (\$1,000)	First-quarter payroll (\$1,000)	Paid employees for pay period including March 12 (number)
FLORISSANT						
	Total	381	146 195	56 973	12 756	3 216
70 ex. 704	Hotels, rooming houses, camps, and other lodging places (except membership lodging)	1	(D)	(D)	(D)	BB
7011	Hotels and motels	1	(D)	(D)	(D)	BB
7011 pt.	Hotels	—	—	—	—	—
7011 pt.	Motels, motor hotels, and tourist courts	1	(D)	(D)	(D)	BB
702, 3	Other lodging places	—	—	—	—	—
72	Personal services	57	11 597	4 674	1 267	626
721	Laundry, cleaning, and garment services	10	1 930	627	140	58
7211	Power laundries, family and commercial*	—	—	—	—	—
7213	Linen supply*	—	—	—	—	—
7215	Coin-operated laundries and drycleaning	2	(D)	(D)	(D)	AA
7216	Drycleaning plants, except rug cleaning*	5	1 241	361	86	33
7217	Carpet and upholstery cleaning	2	(D)	(D)	(D)	AA
7218	Industrial laundriers*	—	—	—	—	—
7212, 9	Other laundry, cleaning, and garment services*	1	(D)	(D)	(D)	AA
722	Photographic studios, portrait	6	1 277	352	95	44
723, 4	Beauty and barber shops	31	3 344	1 571	400	162
723	Beauty shops	31	3 344	1 571	400	162
724	Barber shops	—	—	—	—	—
725	Shoe repair shops and shoeshine parlors	—	—	—	—	—
726	Funeral service and crematories	2	(D)	(D)	(D)	BB
729	Miscellaneous personal services	8	(D)	(D)	(D)	EE
73	Business services	43	7 067	2 986	729	257
731	Advertising	—	—	—	—	—
732	Consumer credit reporting agencies, mercantile reporting agencies, and adjustment and collection agencies	3	(D)	(D)	(D)	BB
733	Mailing, reproduction, commercial art and photography, and stenographic services	2	(D)	(D)	(D)	AA
734	Services to dwellings and other buildings	18	1 581	580	141	109
735	Miscellaneous equipment rental and leasing	2	(D)	(D)	(D)	AA
736	Personnel supply services	3	219	52	23	3
737	Computer programming, data processing, and other computer related services	8	2 133	756	230	34
7371, 2, 3	Computer programming, prepackaged software, and integrated systems	6	(D)	(D)	(D)	AA
7374, 5, 6	Data processing services	1	(D)	(D)	(D)	BB
7377, 8, 9	Computer rental and leasing, maintenance, and related services, n.e.c.	1	(D)	(D)	(D)	AA
738	Miscellaneous business services	7	1 096	479	117	55
75	Automotive repair, services, and parking	46	16 878	5 298	1 133	236
751	Automotive rental and leasing, without drivers	1	(D)	(D)	(D)	AA
752	Automobile parking	—	—	—	—	—
753	Automotive repair shops	37	13 352	4 173	845	157
7532	Top, body, and upholstery repair shops and paint shops	7	3 196	1 170	254	36
7538	General automotive repair shops	18	6 640	1 989	341	72
7533, 4, 6, 7, 9	Other automotive repair shops	12	3 516	1 014	250	49
754	Automotive services, except repair	8	(D)	(D)	(D)	BB
76	Miscellaneous repair services	15	1 439	552	122	40
762	Electrical repair shops	4	311	150	37	12
7622	Radio and television repair shops	2	(D)	(D)	(D)	AA
7623, 9	Other electrical and electronic repair shops	2	(D)	(D)	(D)	AA
763	Watch, clock, and jewelry repair	1	(D)	(D)	(D)	AA
764	Reupholstery and furniture repair	2	(D)	(D)	(D)	AA
769	Miscellaneous repair and related services	8	849	339	66	23
78, 79, 84	Amusement and recreation services, including motion pictures and museums	17	3 226	988	266	153
781, 2	Motion picture production, distribution, and services	1	(D)	(D)	(D)	AA
783	Motion picture theaters	1	(D)	(D)	(D)	BB
784	Video tape rental	1	(D)	(D)	(D)	AA
792	Theatrical producers (except motion picture), bands, orchestras, and entertainers	3	144	69	16	14
793	Bowling centers	2	(D)	(D)	(D)	BB
79 ex. 792, 3, 84	Commercial sports and other amusement and recreation services, including museums	9	1 158	364	100	69
80	Health services	141	83 511	35 977	7 761	1 456
801	Offices and clinics of doctors of medicine	56	36 038	16 684	3 535	418
802	Offices and clinics of dentists	49	17 404	7 304	1 490	266
803	Offices and clinics of doctors of osteopathy	5	3 576	1 893	344	29
804	Offices and clinics of other health practitioners	19	4 635	1 042	233	67
805	Nursing and personal care facilities	6	17 455	7 717	1 791	629
806	Hospitals	—	—	—	—	—
807, 8, 9	Other health services	6	4 403	1 337	368	47
81	Legal services	8	1 442	358	87	23
823, 4, 9	Selected educational services	3	(D)	(D)	(D)	AA

Table 5. Summary Statistics for Firms Subject to Federal Income Tax for Places With 350 Establishments or More: 1992 — Con.

[Includes only establishments with payroll. For meaning of abbreviations and symbols, see introductory text. For explanation of terms and comparability of 1987 and 1992 censuses, see appendix A. For information on geographic areas followed by ▲, see appendix F]

SIC code	Geographic area and kind of business or operation	Establishments (number)	Receipts (\$1,000)	Annual payroll (\$1,000)	First-quarter payroll (\$1,000)	Paid employees for pay period including March 12 (number)
FLORISSANT—Con.						
83	Social services	13	4 118	1 563	365	172
835	Child day care services	9	(D)	(D)	(D)	BB
832, 3, 6, 9	Other social services	4	(D)	(D)	(D)	BB
87 ex. 8733	Engineering, accounting, research, management, and related services (except noncommercial research organizations)	34	15 365	4 089	929	220
871	Engineering, architectural, and surveying services	6	2 378	1 137	231	43
872	Accounting, auditing, and bookkeeping services	16	(D)	(D)	(D)	BB
873 ex. 8733	Research, development, and testing services (except noncommercial research organizations)	3	(D)	(D)	(D)	BB
874	Management and public relations services	9	8 382	975	220	56
89	Services, n.e.c.	3	(D)	(D)	(D)	AA
INDEPENDENCE ▲						
	Total	764	260 554	109 791	24 567	6 108
70 ex. 704	Hotels, rooming houses, camps, and other lodging places (except membership lodging)	10	5 781	1 349	297	153
7011	Hotels and motels	9	(D)	(D)	(D)	CC
7011 pt.	Hotels	4	(D)	(D)	(D)	BB
7011 pt.	Motels, motor hotels, and tourist courts	5	(D)	(D)	(D)	BB
702, 3	Other lodging places	1	(D)	(D)	(D)	AA
72	Personal services	102	19 262	7 317	1 883	808
721	Laundry, cleaning, and garment services	25	3 295	1 163	301	111
7211	Power laundries, family and commercial*	—	—	—	—	—
7213	Linen supply*	—	—	—	—	—
7215	Coin-operated laundries and drycleaning	6	496	120	21	14
7216	Drycleaning plants, except rug cleaning*	9	1 669	667	212	65
7217	Carpet and upholstery cleaning	5	635	244	42	17
7218	Industrial laundries*	—	—	—	—	—
7212, 9	Other laundry, cleaning, and garment services*	5	495	132	26	15
722	Photographic studios, portrait	6	1 623	428	111	64
723, 4	Beauty and barber shops	47	6 173	2 862	703	258
723	Beauty shops	44	6 007	2 762	677	252
724	Barber shops	3	166	100	26	6
725	Shoe repair shops and shoeshine parlors	1	(D)	(D)	(D)	AA
726	Funeral service and crematories	6	4 030	1 244	225	58
729	Miscellaneous personal services	17	(D)	(D)	(D)	EE
73	Business services	116	45 301	18 964	4 430	1 721
731	Advertising	6	(D)	(D)	(D)	BB
732	Consumer credit reporting agencies, mercantile reporting agencies, and adjustment and collection agencies	2	(D)	(D)	(D)	BB
733	Mailing, reproduction, commercial art and photography, and stenographic services	7	922	263	68	37
734	Services to dwellings and other buildings	39	9 514	4 526	1 051	475
735	Miscellaneous equipment rental and leasing	14	6 056	1 174	246	62
736	Personnel supply services	11	11 238	6 701	1 532	766
737	Computer programming, data processing, and other computer related services	13	5 266	2 326	584	98
7371, 2, 3	Computer programming, prepackaged software, and integrated systems	6	3 638	1 547	355	42
7374, 5, 6	Data processing services	5	(D)	(D)	(D)	BB
7377, 8, 9	Computer rental and leasing, maintenance, and related services, n.e.c.	2	(D)	(D)	(D)	AA
738	Miscellaneous business services	24	7 787	3 148	772	225
75	Automotive repair, services, and parking	101	23 232	6 945	1 564	433
751	Automotive rental and leasing, without drivers	4	1 752	344	67	22
752	Automobile parking	—	—	—	—	—
753	Automotive repair shops	75	18 111	5 599	1 261	273
7532	Top, body, and upholstery repair shops and paint shops	12	5 047	1 990	416	87
7538	General automotive repair shops	41	7 172	1 868	431	98
7533, 4, 6, 7, 9	Other automotive repair shops	22	5 892	1 741	414	88
754	Automotive services, except repair	22	3 369	1 002	236	138
76	Miscellaneous repair services	38	11 076	4 006	976	179
762	Electrical repair shops	17	4 737	1 595	376	73
7622	Radio and television repair shops	5	1 230	413	89	18
7623, 9	Other electrical and electronic repair shops	12	3 507	1 182	287	55
763	Watch, clock, and jewelry repair	2	(D)	(D)	(D)	AA
764	Reupholstery and furniture repair	1	(D)	(D)	(D)	AA
769	Miscellaneous repair and related services	18	6 027	2 293	569	94

Table 5. Summary Statistics for Firms Subject to Federal Income Tax for Places With 350 Establishments or More: 1992 — Con.

[Includes only establishments with payroll. For meaning of abbreviations and symbols, see introductory text. For explanation of terms and comparability of 1987 and 1992 censuses, see appendix A. For information on geographic areas followed by ▲, see appendix F]

SIC code	Geographic area and kind of business or operation	Establishments (number)	Receipts (\$1,000)	Annual payroll (\$1,000)	First-quarter payroll (\$1,000)	Paid employees for pay period including March 12 (number)
INDEPENDENCE ▲ — Con.						
78, 79, 84	Amusement and recreation services, including motion pictures and museums	45	16 187	3 041	752	395
781, 2	Motion picture production, distribution, and services	3	(D)	(D)	(D)	BB
783	Motion picture theaters	3	3 855	333	72	46
784	Video tape rental	15	3 426	542	163	76
792	Theatrical producers (except motion picture), bands, orchestras, and entertainers	3	—	—	—	—
793	Bowling centers	—	(D)	(D)	(D)	BB
79 ex. 792, 3; 84	Commercial sports and other amusement and recreation services, including museums	21	5 510	1 450	333	192
80	Health services	183	96 879	48 583	10 241	1 549
801	Offices and clinics of doctors of medicine	62	53 373	30 748	6 205	555
802	Offices and clinics of dentists	54	16 382	6 855	1 560	314
803	Offices and clinics of doctors of osteopathy	12	3 129	1 042	215	47
804	Offices and clinics of other health practitioners	37	6 957	2 427	542	123
805	Nursing and personal care facilities	6	8 371	4 165	992	380
806	Hospitals	—	—	—	—	—
807, 8, 9	Other health services	12	8 667	3 346	727	130
81	Legal services	55	15 000	6 554	1 382	233
823, 4, 9	Selected educational services	7	(D)	(D)	(D)	BB
83	Social services	31	4 674	2 250	500	226
835	Child day care services	15	1 892	818	189	117
832, 3, 6, 9	Other social services	16	2 782	1 432	311	109
87 ex. 8733	Engineering, accounting, research, management, and related services (except noncommercial research organizations)	72	20 947	9 862	2 352	347
871	Engineering, architectural, and surveying services	18	4 331	2 013	371	80
872	Accounting, auditing, and bookkeeping services	38	6 243	2 939	745	151
873 ex. 8733	Research, development, and testing services (except noncommercial research organizations)	5	550	259	45	30
874	Management and public relations services	11	9 823	4 651	1 191	86
89	Services, n.e.c.	4	(D)	(D)	(D)	AA
JEFFERSON CITY ▲						
	Total	462	208 460	83 202	18 486	4 314
70 ex. 704	Hotels, rooming houses, camps, and other lodging places (except membership lodging)	11	14 317	4 616	1 191	505
7011	Hotels and motels	11	14 317	4 616	1 191	505
7011 pt.	Hotels	3	10 230	3 680	982	388
7011 pt.	Motels, motor hotels, and tourist courts	8	4 087	936	209	117
702, 3	Other lodging places	—	—	—	—	—
72	Personal services	60	9 796	3 251	749	325
721	Laundry, cleaning, and garment services	13	1 889	620	152	77
7211	Power laundries, family and commercial*	—	—	—	—	—
7213	Linen supply*	—	—	—	—	—
7215	Coin-operated laundries and drycleaning	3	(D)	(D)	(D)	AA
7216	Drycleaning plants, except rug cleaning*	6	1 055	399	97	50
7217	Carpet and upholstery cleaning	—	—	—	—	—
7218	Industrial launderers*	—	—	—	—	—
7212, 9	Other laundry, cleaning, and garment services*	4	(D)	(D)	(D)	AA
722	Photographic studios, portrait	7	(D)	(D)	(D)	BB
723, 4	Beauty and barber shops	28	(D)	(D)	(D)	CC
723	Beauty shops	27	(D)	(D)	(D)	CC
724	Barber shops	1	(D)	(D)	(D)	AA
725	Shoe repair shops and shoeshine parlors	—	—	—	—	—
726	Funeral service and crematories	6	(D)	(D)	(D)	BB
729	Miscellaneous personal services	6	(D)	(D)	(D)	BB
73	Business services	77	41 977	15 656	3 795	1 072
731	Advertising	4	2 804	639	162	23
732	Consumer credit reporting agencies, mercantile reporting agencies, and adjustment and collection agencies	5	4 435	2 181	531	93
733	Mailing, reproduction, commercial art and photography, and stenographic services	11	(D)	(D)	(D)	BB
734	Services to dwellings and other buildings	22	2 702	1 003	232	172
735	Miscellaneous equipment rental and leasing	4	(D)	(D)	(D)	BB
736	Personnel supply services	4	(D)	(D)	(D)	EE
737	Computer programming, data processing, and other computer related services	14	(D)	(D)	(D)	CC
7371, 2, 3	Computer programming, prepackaged software, and integrated systems	5	(D)	(D)	(D)	BB
7374, 5, 6	Data processing services	4	(D)	(D)	(D)	AA
7377, 8, 9	Computer rental and leasing, maintenance, and related services, n.e.c.	5	1 111	287	55	15
738	Miscellaneous business services	13	(D)	(D)	(D)	CC

Table 5. Summary Statistics for Firms Subject to Federal Income Tax for Places With 350 Establishments or More: 1992 — Con.

[Includes only establishments with payroll. For meaning of abbreviations and symbols, see introductory text. For explanation of terms and comparability of 1987 and 1992 censuses, see appendix A. For information on geographic areas followed by ▲, see appendix F]

SIC code	Geographic area and kind of business or operation	Establishments (number)	Receipts (\$1,000)	Annual payroll (\$1,000)	First-quarter payroll (\$1,000)	Paid employees for pay period including March 12 (number)
JEFFERSON CITY ▲—Con.						
75	Automotive repair, services, and parking	34	10 227	2 815	657	176
751	Automotive rental and leasing, without drivers	—	—	—	—	—
752	Automobile parking	—	—	—	—	—
753	Automotive repair shops	28	8 412	2 289	541	128
7532	Top, body, and upholstery repair shops and paint shops	10	(D)	(D)	(D)	BB
7538	General automotive repair shops	13	3 008	933	220	49
7533, 4, 6, 7, 9	Other automotive repair shops	5	(D)	(D)	(D)	AA
754	Automotive services, except repair	6	1 815	526	116	48
76	Miscellaneous repair services	15	(D)	(D)	(D)	BB
762	Electrical repair shops	7	1 482	586	144	41
7622	Radio and television repair shops	1	(D)	(D)	(D)	AA
7623, 9	Other electrical and electronic repair shops	6	(D)	(D)	(D)	BB
763	Watch, clock, and jewelry repair	—	—	—	—	—
764	Reupholstery and furniture repair	1	(D)	(D)	(D)	AA
769	Miscellaneous repair and related services	7	(D)	(D)	(D)	BB
78, 79, 84	Amusement and recreation services, including motion pictures and museums	21	10 274	1 744	445	187
781, 2	Motion picture production, distribution, and services	—	—	—	—	—
783	Motion picture theaters	2	(D)	(D)	(D)	BB
784	Video tape rental	5	(D)	(D)	(D)	BB
792	Theatrical producers (except motion picture), bands, orchestras, and entertainers	—	—	—	—	—
793	Bowling centers	2	(D)	(D)	(D)	BB
79 ex. 792, 3; 84	Commercial sports and other amusement and recreation services, including museums	12	(D)	(D)	(D)	BB
80	Health services	117	(D)	(D)	(D)	GG
801	Offices and clinics of doctors of medicine	43	35 098	20 622	4 174	371
802	Offices and clinics of dentists	27	8 025	3 438	728	120
803	Offices and clinics of doctors of osteopathy	15	(D)	(D)	(D)	BB
804	Offices and clinics of other health practitioners	17	4 997	1 482	187	53
805	Nursing and personal care facilities	5	9 273	4 245	1 170	441
806	Hospitals	1	(D)	(D)	(D)	BB
807, 8, 9	Other health services	9	(D)	(D)	(D)	CC
81	Legal services	38	18 097	7 609	1 351	199
823, 4, 9	Selected educational services	3	(D)	(D)	(D)	AA
83	Social services	22	4 082	1 863	339	188
835	Child day care services	13	2 052	1 029	249	162
832, 3, 6, 9	Other social services	9	2 030	834	90	26
87 ex. 8733	Engineering, accounting, research, management, and related services (except noncommercial research organizations)	62	(D)	(D)	(D)	EE
871	Engineering, architectural, and surveying services	17	(D)	(D)	(D)	BB
872	Accounting, auditing, and bookkeeping services	25	7 479	2 939	729	173
873 ex. 8733	Research, development, and testing services (except noncommercial research organizations)	3	(D)	(D)	(D)	AA
874	Management and public relations services	17	5 040	1 155	204	47
89	Services, n.e.c.	2	(D)	(D)	(D)	AA
JOPLIN ▲						
Total		628	262 899	108 616	21 396	5 534
70 ex. 704	Hotels, rooming houses, camps, and other lodging places (except membership lodging)	20	(D)	(D)	(D)	EE
7011	Hotels and motels	19	14 065	3 905	909	364
7011 pt.	Hotels	7	10 205	3 101	745	259
7011 pt.	Motels, motor hotels, and tourist courts	12	3 860	804	164	105
702, 3	Other lodging places	1	(D)	(D)	(D)	AA
72	Personal services	61	10 558	3 816	913	398
721	Laundry, cleaning, and garment services	15	4 377	1 720	380	143
7211	Power laundries, family and commercial*	—	—	—	—	—
7213	Linen supply*	—	—	—	—	—
7215	Coin-operated laundries and drycleaning	1	(D)	(D)	(D)	AA
7216	Drycleaning plants, except rug cleaning*	8	1 804	842	172	67
7217	Carpet and upholstery cleaning	4	(D)	(D)	(D)	AA
7218	Industrial launderers*	2	(D)	(D)	(D)	BB
7212, 9	Other laundry, cleaning, and garment services*	—	—	—	—	—
722	Photographic studios, portrait	4	639	123	29	19
723, 4	Beauty and barber shops	31	1 943	789	178	99
723	Beauty shops	31	1 943	789	178	99
724	Barber shops	—	—	—	—	—
725	Shoe repair shops and shoeshine parlors	1	(D)	(D)	(D)	AA
726	Funeral service and crematories	4	2 186	692	167	35
729	Miscellaneous personal services	6	(D)	(D)	(D)	BB

Table 5. Summary Statistics for Firms Subject to Federal Income Tax for Places With 350 Establishments or More: 1992 — Con.

[Includes only establishments with payroll. For meaning of abbreviations and symbols, see introductory text. For explanation of terms and comparability of 1987 and 1992 censuses, see appendix A. For information on geographic areas followed by ▲, see appendix F]

SIC code	Geographic area and kind of business or operation	Establishments (number)	Receipts (\$1,000)	Annual payroll (\$1,000)	First-quarter payroll (\$1,000)	Paid employees for pay period including March 12 (number)
	JOPLIN ▲—Con.					
73	Business services	87	41 797	21 685	3 590	1 406
731	Advertising	10	3 686	944	177	71
732	Consumer credit reporting agencies, mercantile reporting agencies, and adjustment and collection agencies	2	(D)	(D)	(D)	BB
733	Mailing, reproduction, commercial art and photography, and stenographic services	2	(D)	(D)	(D)	AA
734	Services to dwellings and other buildings	18	2 519	1 006	229	108
735	Miscellaneous equipment rental and leasing	14	(D)	(D)	(D)	BB
736	Personnel supply services	8	(D)	(D)	(D)	FF
737	Computer programming, data processing, and other computer related services	15	7 097	3 321	458	79
7371, 2, 3	Computer programming, prepackaged software, and integrated systems	11	(D)	(D)	(D)	BB
7374, 5, 6	Data processing services	3	(D)	(D)	(D)	AA
7377, 8, 9	Computer rental and leasing, maintenance, and related services, n.e.c.	1	(D)	(D)	(D)	AA
738	Miscellaneous business services	18	4 235	2 037	437	291
75	Automotive repair, services, and parking	73	19 417	4 837	1 112	321
751	Automotive rental and leasing, without drivers	5	1 546	306	69	22
752	Automobile parking	—	—	—	—	—
753	Automotive repair shops	49	15 073	3 827	878	234
7532	Top, body, and upholstery repair shops and paint shops	10	2 954	957	211	48
7538	General automotive repair shops	21	7 935	1 678	381	118
7533, 4, 6, 7, 9	Other automotive repair shops	18	4 184	1 192	286	68
754	Automotive services, except repair	19	2 798	704	165	65
76	Miscellaneous repair services	30	7 557	2 377	556	156
762	Electrical repair shops	12	3 970	1 333	306	76
7622	Radio and television repair shops	2	(D)	(D)	(D)	AA
7623, 9	Other electrical and electronic repair shops	10	(D)	(D)	(D)	BB
763	Watch, clock, and jewelry repair	1	(D)	(D)	(D)	AA
764	Reupholstery and furniture repair	2	(D)	(D)	(D)	AA
769	Miscellaneous repair and related services	15	(D)	(D)	(D)	BB
78, 79, 84	Amusement and recreation services, including motion pictures and museums	33	10 112	3 092	621	320
781, 2	Motion picture production, distribution, and services	3	(D)	(D)	(D)	BB
783	Motion picture theaters	3	(D)	(D)	(D)	BB
784	Video tape rental	6	2 212	880	133	47
792	Theatrical producers (except motion picture), bands, orchestras, and entertainers	1	(D)	(D)	(D)	AA
793	Bowling centers	3	(D)	(D)	(D)	BB
79 ex. 792, 3; 84	Commercial sports and other amusement and recreation services, including museums	17	3 273	1 125	231	125
80	Health services	225	121 552	55 397	10 694	1 946
801	Offices and clinics of doctors of medicine	98	67 965	32 914	6 015	603
802	Offices and clinics of dentists	39	11 728	4 230	942	202
803	Offices and clinics of doctors of osteopathy	28	10 080	4 175	656	95
804	Offices and clinics of other health practitioners	26	6 852	2 812	613	131
805	Nursing and personal care facilities	6	(D)	(D)	(D)	EE
806	Hospitals	—	—	—	—	—
807, 8, 9	Other health services	28	(D)	(D)	(D)	FF
81	Legal services	39	11 748	3 053	662	132
823, 4, 9	Selected educational services	3	(D)	(D)	(D)	BB
83	Social services	14	2 730	1 125	209	114
835	Child day care services	6	689	292	89	70
832, 3, 6, 9	Other social services	8	2 041	833	120	44
87 ex. 8733	Engineering, accounting, research, management, and related services (except noncommercial research organizations)	42	22 136	8 979	2 034	353
871	Engineering, architectural, and surveying services	11	10 260	5 102	1 142	181
872	Accounting, auditing, and bookkeeping services	22	7 367	2 672	662	136
873 ex. 8733	Research, development, and testing services (except noncommercial research organizations)	1	(D)	(D)	(D)	AA
874	Management and public relations services	8	(D)	(D)	(D)	BB
89	Services, n.e.c.	1	(D)	(D)	(D)	AA

Table 5. Summary Statistics for Firms Subject to Federal Income Tax for Places With 350 Establishments or More: 1992 — Con.

[Includes only establishments with payroll. For meaning of abbreviations and symbols, see introductory text. For explanation of terms and comparability of 1987 and 1992 censuses, see appendix A. For information on geographic areas followed by ▲, see appendix F]

SIC code	Geographic area and kind of business or operation	Establishments (number)	Receipts (\$1,000)	Annual payroll (\$1,000)	First-quarter payroll (\$1,000)	Paid employees for pay period including March 12 (number)
	KANSAS CITY ▲					
	Total	3 845	3 545 123	1 498 138	327 227	62 182
70 ex. 704	Hotels, rooming houses, camps, and other lodging places (except membership lodging)	82	194 801	59 631	13 966	5 165
7011	Hotels and motels	78	194 199	59 507	13 935	5 152
7011 pt.	Hotels	54	185 227	57 499	13 537	4 862
7011 pt.	Hotels, 25 guestrooms or more	49	184 645	57 413	13 496	4 826
7011 pt.	Hotels, less than 25 guestrooms	5	582	86	41	36
7011 pt.	Motels, motor hotels, and tourist courts	24	8 972	2 008	398	290
7011 pt.	Motels, tourist courts	22	(D)	(D)	(D)	EE
7011 pt.	Motor hotels	2	(D)	(D)	(D)	BB
702, 3	Other lodging places	4	602	124	31	13
702	Rooming and boarding houses	3	(D)	(D)	(D)	AA
703	Camps and recreational vehicle parks	1	(D)	(D)	(D)	AA
72	Personal services	424	122 173	45 166	10 731	3 551
721	Laundry, cleaning, and garment services	142	64 407	21 916	4 962	1 537
7211	Power laundries, family and commercial*	1	(D)	(D)	(D)	BB
7213	Linen supply*	3	13 997	4 887	1 090	308
7215	Coin-operated laundries and drycleaning	27	6 977	1 067	242	92
7216	Drycleaning plants, except rug cleaning*	64	16 352	5 854	1 389	496
7217	Carpet and upholstery cleaning	17	2 810	1 089	225	105
7218	Industrial laundriers*	5	(D)	(D)	(D)	EE
7212, 9	Other laundry, cleaning, and garment services*	25	(D)	(D)	(D)	CC
7212	Garment pressing, and agents for laundries and drycleaners	10	1 224	309	72	34
7219	Laundry and garment services, n.e.c.*	15	(D)	(D)	(D)	BB
722	Photographic studios, portrait	25	4 444	1 127	244	99
723, 4	Beauty and barber shops	170	22 651	10 890	2 586	891
723	Beauty shops	157	21 298	10 484	2 490	862
724	Barber shops	13	1 353	406	96	29
725	Shoe repair shops and shoeshine parlors	9	728	243	65	24
726	Funeral service and crematories	27	13 889	3 850	858	204
729	Miscellaneous personal services	51	16 054	7 140	2 016	796
7291	Tax return preparation services	11	(D)	(D)	(D)	FF
7299	Miscellaneous personal services, n.e.c.	40	(D)	(D)	(D)	EE
73	Business services	763	808 944	297 699	72 033	21 299
731	Advertising	59	77 001	32 836	7 815	817
7311	Advertising agencies	51	67 955	30 180	7 177	738
7312	Outdoor advertising services	4	(D)	(D)	(D)	BB
7313	Radio, television, publishers' advertising representatives	2	(D)	(D)	(D)	AA
7319	Advertising, n.e.c.	2	(D)	(D)	(D)	AA
732	Consumer credit reporting agencies, mercantile reporting agencies, and adjustment and collection agencies	15	13 603	4 185	866	182
7322	Adjustment and collection services	13	(D)	(D)	(D)	CC
7323	Credit reporting services	2	(D)	(D)	(D)	BB
733	Mailing, reproduction, commercial art and photography, and stenographic services	97	60 583	18 973	4 792	814
7331	Direct mail advertising services	14	21 349	5 862	1 574	250
7334	Photocopying and duplicating services	17	12 963	4 373	1 101	225
7335, 6	Commercial photography, art, and graphics	53	21 802	7 166	1 709	262
7335	Commercial photography	19	5 959	1 994	398	71
7336	Commercial art and graphic design	34	15 843	5 172	1 311	191
7338	Secretarial and court reporting services	13	4 469	1 572	408	77
734	Services to dwellings and other buildings	135	67 333	41 076	9 316	4 307
7342	Disinfecting and pest control services	21	10 839	4 418	978	166
7349	Building cleaning and maintenance services, n.e.c.	114	56 494	36 658	8 338	4 141
735	Miscellaneous equipment rental and leasing	69	82 694	17 361	4 034	732
7352	Medical equipment rental and leasing	5	(D)	(D)	(D)	BB
7353	Heavy construction equipment rental and leasing	5	(D)	(D)	(D)	BB
7359	Equipment rental and leasing, n.e.c.	59	58 403	12 640	2 951	572
736	Personnel supply services	93	69 361	47 463	12 522	8 391
7361	Employment agencies	32	7 323	3 789	969	216
7363	Help supply services	61	62 038	43 674	11 553	8 175
7363 pt.	Temporary help supply	50	47 889	32 673	7 616	6 957
7363 pt.	Help supply, except temporary	11	14 149	11 001	3 937	1 218
737	Computer programming, data processing, and other computer related services	107	247 547	73 998	17 321	2 147
7371, 2, 3	Computer programming, prepackaged software, and integrated systems	61	180 405	54 080	12 557	1 397
7371	Computer programming services	36	138 614	42 174	9 874	1 009
7372	Prepackaged software	15	16 016	3 498	906	116
7373	Computer integrated systems	10	25 775	8 408	1 777	272
7374, 5, 6	Data processing services	24	43 501	12 410	3 101	552
7374, 5	Computer processing, information retrieval	22	(D)	(D)	(D)	FF
7376	Computer facilities management services	2	(D)	(D)	(D)	AA
7377, 8, 9	Computer rental and leasing, maintenance, and related services, n.e.c.	22	23 641	7 508	1 663	198
7377	Computer rental and leasing	2	(D)	(D)	(D)	BB
7378	Computer maintenance and repair	5	(D)	(D)	(D)	AA
7379	Computer related services, n.e.c.	15	(D)	(D)	(D)	CC

Table 5. Summary Statistics for Firms Subject to Federal Income Tax for Places With 350 Establishments or More: 1992 — Con.

[Includes only establishments with payroll. For meaning of abbreviations and symbols, see introductory text. For explanation of terms and comparability of 1987 and 1992 censuses, see appendix A. For information on geographic areas followed by ▲, see appendix F]

SIC code	Geographic area and kind of business or operation	Establishments (number)	Receipts (\$1,000)	Annual payroll (\$1,000)	First-quarter payroll (\$1,000)	Paid employees for pay period including March 12 (number)
KANSAS CITY ▲—Con.						
73	Business services—Con.					
738	Miscellaneous business services	188	190 822	61 807	15 367	3 909
7381, 2	Detective agencies and protective services	48	71 687	28 298	7 602	2 211
7381	Detective, guard, and armored car services	42	57 676	22 433	6 180	1 981
7382	Security systems services	6	14 011	5 865	1 422	230
7383	News syndicates	3	(D)	(D)	(D)	CC
7384	Photofinishing laboratories*	20	32 940	8 489	2 060	519
7389	Business services, n.e.c.	117	(D)	(D)	(D)	GG
7389 pt.	Sign painting shops	7	3 661	1 765	420	65
7389 pt.	Interior designing	18	5 259	766	217	53
7389 pt.	Telephone answering services	6	1 190	672	157	62
7389 pt.	Other business services	86	(D)	(D)	(D)	FF
75	Automotive repair, services, and parking	385	249 611	43 175	10 515	2 441
751	Automotive rental and leasing, without drivers	32	112 234	12 704	3 153	686
7513	Truck rental and leasing, without drivers	14	56 478	5 152	1 233	230
7514, 5	Passenger car rental and leasing	18	55 756	7 552	1 920	456
7514	Passenger car rental	14	(D)	(D)	(D)	EE
7515	Passenger car leasing	4	(D)	(D)	(D)	AA
7519	Utility trailer and recreational vehicle rental	—	—	—	—	—
752	Automobile parking	118	33 929	3 358	841	340
753	Automotive repair shops	193	95 711	24 795	5 913	1 175
7532	Top, body, and upholstery repair shops and paint shops	46	21 327	7 836	1 783	381
7532 pt.	Top and body repair shops	44	(D)	(D)	(D)	EE
7532 pt.	Paint shops	2	(D)	(D)	(D)	AA
7538	General automotive repair shops	83	44 502	9 293	2 224	451
7538 pt.	General automotive repair shops, except diesel	72	20 192	6 033	1 454	329
7538 pt.	Diesel repair shops	11	24 310	3 260	770	122
7533, 4, 6, 7, 9	Other automotive repair shops	64	29 882	7 666	1 906	343
7533	Automotive exhaust system repair shops	9	3 053	741	151	38
7534	Tire retreading and repair shops	5	(D)	(D)	(D)	CC
7536	Automotive glass replacement shops	8	4 660	1 488	351	42
7537	Automotive transmission repair shops	15	2 732	670	173	50
7539	Automotive repair shops, n.e.c.	27	(D)	(D)	(D)	CC
7539 pt.	Radiator repair	4	(D)	(D)	(D)	AA
7539 pt.	Brake, front end, and wheel alignment	10	2 122	794	212	37
7539 pt.	Automotive electrical and fuel system services	9	2 156	622	154	40
7539 pt.	Other automotive repair shops, n.e.c.	4	(D)	(D)	(D)	AA
754	Automotive services, except repair	42	7 737	2 318	608	240
7542	Carwashes	23	3 016	1 060	295	137
7549	Automotive services, except repair and carwashes	19	4 721	1 258	313	103
76	Miscellaneous repair services	137	84 185	29 493	7 060	1 293
762	Electrical repair shops	36	25 472	10 510	2 505	492
7622	Radio and television repair shops	13	8 400	3 168	770	98
7623, 9	Other electrical and electronic repair shops	23	17 072	7 342	1 735	394
7623	Refrigeration and air-conditioning service and repair shops	6	2 387	798	172	23
7629	Electrical and electronic repair shops, n.e.c.	17	14 685	6 544	1 563	371
763	Watch, clock, and jewelry repair	6	1 128	239	50	13
764	Reupholstery and furniture repair	15	3 242	1 299	298	85
769	Miscellaneous repair and related services	80	54 343	17 445	4 207	703
7692	Welding repair	5	646	165	35	9
7694	Armature rewinding shops	5	(D)	(D)	(D)	BB
7699	Repair shops and related services, n.e.c.	70	(D)	(D)	(D)	FF
78, 79, 84	Amusement and recreation services, including motion pictures and museums	168	172 044	122 855	16 949	2 882
781, 2	Motion picture production, distribution, and services	20	16 384	4 664	1 103	132
783	Motion picture theaters	24	30 857	3 815	903	516
7832	Motion picture theaters, except drive-in	21	(D)	(D)	(D)	EE
7833	Drive-in motion picture theaters	3	(D)	(D)	(D)	BB
784	Video tape rental	25	18 323	2 740	661	316
792	Theatrical producers (except motion picture), bands, orchestras, and entertainers	21	5 939	1 989	431	197
7922	Theatrical producers (except motion picture) and miscellaneous theatrical services	10	4 759	1 589	346	159
7929	Bands, orchestras, actors, and other entertainers and entertainment groups	11	1 180	400	85	38
793	Bowling centers	7	5 440	1 304	367	151
79 ex. 792, 3, 84	Commercial sports and other amusement and recreation services, including museums	71	95 101	108 343	13 484	1 570
794	Commercial sports	6	47 271	93 786	11 089	570
7941	Professional sports clubs, managers, promoters	6	47 271	93 786	11 089	570
7948	Racing, including track operation	—	—	—	—	—
79 ex. 792, 3, 4, 84	Other amusement and recreation services, including museums	65	47 830	14 557	2 395	1 000
791	Dance studios, schools, and halls	11	1 951	1 020	245	56
7991	Physical fitness facilities	12	5 660	1 120	250	133
7992	Public golf courses	1	(D)	(D)	(D)	BB
7993	Coin-operated amusement devices	9	2 070	338	86	34
7996	Amusement parks	2	(D)	(D)	(D)	FF
7997	Membership sports and recreation clubs	4	614	255	61	20
7999, 84	Amusement and recreation services, including museums, n.e.c.	26	(D)	(D)	(D)	CC
7999 pt.	Concession operators of amusement devices and rides	2	(D)	(D)	(D)	AA
7999 pt.	Carnivals, circuses, and fairs	—	—	—	—	—
7999 pt., 84	Other recreation and amusements, including museums	24	(D)	(D)	(D)	CC

Table 5. Summary Statistics for Firms Subject to Federal Income Tax for Places With 350 Establishments or More: 1992 — Con.

[Includes only establishments with payroll. For meaning of abbreviations and symbols, see introductory text. For explanation of terms and comparability of 1987 and 1992 censuses, see appendix A. For information on geographic areas followed by ▲, see appendix F]

SIC code	Geographic area and kind of business or operation	Establishments (number)	Receipts (\$1,000)	Annual payroll (\$1,000)	First-quarter payroll (\$1,000)	Paid employees for pay period including March 12 (number)
KANSAS CITY ▲—Con.						
80	Health services	865	727 737	362 767	79 044	10 102
801	Offices and clinics of doctors of medicine	405	400 847	238 001	50 682	3 767
8011 pt.	Offices of doctors of medicine	388	383 727	228 927	48 774	3 646
8011 pt.	General medical clinics	17	17 120	9 074	1 908	121
802	Offices and clinics of dentists	197	52 666	18 368	4 134	864
803	Offices and clinics of doctors of osteopathy	38	20 850	11 713	2 178	249
804	Offices and clinics of other health practitioners	101	20 577	8 231	1 754	318
8041	Offices and clinics of chiropractors	25	3 992	1 235	273	62
8042	Offices and clinics of optometrists	11	2 646	771	181	33
8043	Offices and clinics of podiatrists	8	2 076	1 159	246	38
8049	Offices and clinics of health practitioners, n.e.c.	57	11 863	5 066	1 054	185
805	Nursing and personal care facilities	43	56 954	26 374	6 857	2 500
8051	Skilled nursing care facilities	25	46 533	21 576	5 467	1 940
8052	Intermediate care facilities	10	(D)	(D)	(D)	EE
8059	Nursing and personal care facilities, n.e.c.	8	(D)	(D)	(D)	EE
806	Hospitals	4	35 553	13 866	2 968	583
8062	General medical and surgical hospitals	—	—	—	—	—
8063, 9	Specialty hospitals	4	35 553	13 866	2 968	583
807, 8, 9	Other health services	77	140 290	46 214	10 471	1 821
807	Medical and dental laboratories	30	44 120	13 271	2 931	400
8071	Medical laboratories	18	39 112	10 940	2 395	297
8072	Dental laboratories	12	5 008	2 331	536	103
808	Home health care services	16	20 412	9 207	2 116	708
809	Miscellaneous health and allied services, n.e.c.	31	75 758	23 736	5 424	713
8092	Kidney dialysis centers	1	(D)	(D)	(D)	BB
8093	Specialty outpatient facilities, n.e.c.	16	(D)	(D)	(D)	EE
8099	Health and allied services, n.e.c.	14	(D)	(D)	(D)	EE
81	Legal services	396	451 137	179 808	38 525	4 405
823, 4, 9	Selected educational services	36	27 069	5 372	1 288	302
823	Libraries	3	(D)	(D)	(D)	AA
824	Vocational schools	14	22 637	3 771	886	194
829	Schools and educational services, n.e.c.	19	(D)	(D)	(D)	CC
83	Social services	104	27 273	12 453	2 827	1 162
835	Child day care services	59	11 083	5 428	1 218	640
832, 3, 6, 9	Other social services	45	16 190	7 025	1 609	522
87 ex. 8733	Engineering, accounting, research, management, and related services (except noncommercial research organizations)	459	673 504	337 760	73 799	9 501
871	Engineering, architectural, and surveying services	146	422 786	233 412	48 988	5 446
8711	Engineering services	70	360 568	209 196	43 855	4 741
8712	Architectural services	70	50 552	18 354	3 895	542
8713	Surveying services	6	11 666	5 862	1 238	163
872	Accounting, auditing, and bookkeeping services	140	157 120	64 989	15 052	2 336
873 ex. 8733	Research, development, and testing services (except noncommercial research organizations)	22	11 691	4 894	1 107	251
8731	Commercial physical and biological research	6	5 215	1 912	465	60
8732	Commercial economic, sociological, and educational research	12	3 759	1 494	289	132
8734	Testing laboratories	4	2 717	1 488	353	59
874	Management and public relations services	151	81 907	34 465	8 652	1 468
8741	Management services	40	35 798	15 530	4 193	901
8742	Management consulting services	68	21 704	8 701	1 884	272
8743	Public relations services	20	13 597	5 271	1 338	120
8744	Facilities support management services	1	(D)	(D)	(D)	AA
8748	Business consulting services, n.e.c.	22	(D)	(D)	(D)	CC
89	Services, n.e.c.	26	6 645	1 959	490	79
ST. CHARLES						
	Total	603	316 828	108 677	23 220	6 085
70 ex. 704	Hotels, rooming houses, camps, and other lodging places (except membership lodging)	8	3 116	733	169	85
7011	Hotels and motels	6	(D)	(D)	(D)	BB
7011 pt.	Hotels	3	(D)	(D)	(D)	BB
7011 pt.	Motels, motor hotels, and tourist courts	3	(D)	(D)	(D)	BB
702, 3	Other lodging places	2	(D)	(D)	(D)	AA

Table 5. Summary Statistics for Firms Subject to Federal Income Tax for Places With 350 Establishments or More: 1992 — Con.

[Includes only establishments with payroll. For meaning of abbreviations and symbols, see introductory text. For explanation of terms and comparability of 1987 and 1992 censuses, see appendix A. For information on geographic areas followed by ▲, see appendix F]

SIC code	Geographic area and kind of business or operation	Establishments (number)	Receipts (\$1,000)	Annual payroll (\$1,000)	First-quarter payroll (\$1,000)	Paid employees for pay period including March 12 (number)
ST. CHARLES—Con.						
72	Personal services	81	74 927	17 660	3 660	1 603
721	Laundry, cleaning, and garment services	20	(D)	(D)	(D)	CC
7211	Power laundries, family and commercial*	1	(D)	(D)	(D)	AA
7213	Linen supply*	—	—	—	—	—
7215	Coin-operated laundries and drycleaning	4	450	86	17	14
7216	Drycleaning plants, except rug cleaning*	9	2 012	725	185	72
7217	Carpet and upholstery cleaning	3	(D)	(D)	(D)	AA
7218	Industrial laundriers*	1	(D)	(D)	(D)	AA
7212, 9	Other laundry, cleaning, and garment services*	2	(D)	(D)	(D)	AA
722	Photographic studios, portrait	9	(D)	(D)	(D)	GG
723, 4	Beauty and barber shops	37	(D)	(D)	(D)	CC
723	Beauty shops	35	3 485	1 473	341	149
724	Barber shops	2	(D)	(D)	(D)	AA
725	Shoe repair shops and shoeshine parlors	—	—	—	—	—
726	Funeral service and crematories	2	(D)	(D)	(D)	AA
729	Miscellaneous personal services	13	(D)	(D)	(D)	CC
73	Business services	103	27 112	12 476	2 964	787
731	Advertising	7	1 976	440	100	19
732	Consumer credit reporting agencies, mercantile reporting agencies, and adjustment and collection agencies	3	(D)	(D)	(D)	BB
733	Mailing, reproduction, commercial art and photography, and stenographic services	6	731	227	58	16
734	Services to dwellings and other buildings	22	3 010	1 382	339	154
735	Miscellaneous equipment rental and leasing	9	2 155	510	123	35
736	Personnel supply services	7	3 167	2 634	601	131
737	Computer programming, data processing, and other computer related services	21	6 534	3 633	900	205
7371, 2, 3	Computer programming, prepackaged software, and integrated systems	14	(D)	(D)	(D)	BB
7374, 5, 6	Data processing services	4	(D)	(D)	(D)	CC
7377, 8, 9	Computer rental and leasing, maintenance, and related services, n.e.c.	3	242	67	19	3
738	Miscellaneous business services	28	(D)	(D)	(D)	CC
75	Automotive repair, services, and parking	68	18 583	5 057	1 260	306
751	Automotive rental and leasing, without drivers	—	—	—	—	—
752	Automobile parking	—	—	—	—	—
753	Automotive repair shops	59	15 495	4 225	1 103	231
7532	Top, body, and upholstery repair shops and paint shops	9	2 129	644	140	34
7538	General automotive repair shops	27	7 857	2 044	469	104
7533, 4, 6, 7, 9	Other automotive repair shops	23	5 509	1 537	494	93
754	Automotive services, except repair	9	3 088	832	157	75
76	Miscellaneous repair services	17	3 069	852	191	46
762	Electrical repair shops	6	810	360	74	17
7622	Radio and television repair shops	3	607	288	61	13
7623, 9	Other electrical and electronic repair shops	3	203	72	13	4
763	Watch, clock, and jewelry repair	1	(D)	(D)	(D)	AA
764	Reupholstery and furniture repair	4	424	118	40	11
769	Miscellaneous repair and related services	6	(D)	(D)	(D)	AA
78, 79, 84	Amusement and recreation services, including motion pictures and museums	34	14 819	4 117	886	456
781, 2	Motion picture production, distribution, and services	—	—	—	—	—
783	Motion picture theaters	2	(D)	(D)	(D)	BB
784	Video tape rental	6	(D)	(D)	(D)	BB
792	Theatrical producers (except motion picture), bands, orchestras, and entertainers	4	(D)	(D)	(D)	AA
793	Bowling centers	4	1 956	529	149	96
79 ex. 792, 3, 84	Commercial sports and other amusement and recreation services, including museums	18	8 327	2 848	541	246
80	Health services	152	121 945	50 592	10 236	1 927
801	Offices and clinics of doctors of medicine	56	72 997	26 753	5 063	628
802	Offices and clinics of dentists	40	13 675	5 384	1 233	241
803	Offices and clinics of doctors of osteopathy	3	1 081	508	86	16
804	Offices and clinics of other health practitioners	35	12 048	6 165	1 148	296
805	Nursing and personal care facilities	4	9 623	5 787	1 132	363
806	Hospitals	1	(D)	(D)	(D)	BB
807, 8, 9	Other health services	13	(D)	(D)	(D)	EE
81	Legal services	36	12 981	4 331	983	176
823, 4, 9	Selected educational services	8	(D)	(D)	(D)	BB
83	Social services	23	5 968	2 760	641	321
835	Child day care services	19	5 191	2 563	602	295
832, 3, 6, 9	Other social services	4	777	197	39	26

Table 5. Summary Statistics for Firms Subject to Federal Income Tax for Places With 350 Establishments or More: 1992 — Con.

[Includes only establishments with payroll. For meaning of abbreviations and symbols, see introductory text. For explanation of terms and comparability of 1987 and 1992 censuses, see appendix A. For information on geographic areas followed by ▲, see appendix F]

SIC code	Geographic area and kind of business or operation	Establishments (number)	Receipts (\$1,000)	Annual payroll (\$1,000)	First-quarter payroll (\$1,000)	Paid employees for pay period including March 12 (number)
	ST. CHARLES—Con.					
87 ex. 8733	Engineering, accounting, research, management, and related services (except noncommercial research organizations) -----	68	30 138	9 317	2 049	311
871	Engineering, architectural, and surveying services -----	20	20 105	5 475	1 200	141
872	Accounting, auditing, and bookkeeping services -----	28	5 130	2 233	509	114
873 ex. 8733	Research, development, and testing services (except noncommercial research organizations) -----	3	(D)	(D)	(D)	AA
874	Management and public relations services -----	17	(D)	(D)	(D)	BB
89	Services, n.e.c. -----	5	(D)	(D)	(D)	BB
	ST. JOSEPH					
	Total -----	567	220 367	84 779	18 558	5 206
70 ex. 704	Hotels, rooming houses, camps, and other lodging places (except membership lodging) -----	12	7 174	1 724	389	198
7011	Hotels and motels -----	9	6 922	1 680	376	187
7011 pt.	Hotels -----	4	5 160	1 376	309	149
7011 pt.	Motels, motor hotels, and tourist courts -----	5	1 762	304	67	38
702, 3	Other lodging places -----	3	252	44	13	11
72	Personal services -----	83	15 596	5 297	1 303	560
721	Laundry, cleaning, and garment services -----	18	(D)	(D)	(D)	CC
7211	Power laundries, family and commercial* -----	—	—	—	—	—
7213	Linen supply* -----	1	(D)	(D)	(D)	BB
7215	Coin-operated laundries and drycleaning -----	4	(D)	(D)	(D)	AA
7216	Drycleaning plants, except rug cleaning* -----	6	896	283	69	32
7217	Carpet and upholstery cleaning -----	2	(D)	(D)	(D)	AA
7218	Industrial laundrers* -----	—	—	—	—	—
7212, 9	Other laundry, cleaning, and garment services* -----	5	(D)	(D)	(D)	AA
722	Photographic studios, portrait -----	6	1 050	231	50	23
723, 4	Beauty and barber shops -----	36	(D)	(D)	(D)	CC
723	Beauty shops -----	34	3 308	1 476	350	171
724	Barber shops -----	2	(D)	(D)	(D)	AA
725	Shoe repair shops and shoeshine parlors -----	—	—	—	—	—
726	Funeral service and crematories -----	7	4 248	1 515	339	67
729	Miscellaneous personal services -----	16	(D)	(D)	(D)	CC
73	Business services -----	77	30 715	10 191	2 525	1 266
731	Advertising -----	8	(D)	(D)	(D)	BB
732	Consumer credit reporting agencies, mercantile reporting agencies, and adjustment and collection agencies -----	1	(D)	(D)	(D)	AA
733	Mailing, reproduction, commercial art and photography, and stenographic services -----	3	(D)	(D)	(D)	AA
734	Services to dwellings and other buildings -----	25	2 668	1 296	341	210
735	Miscellaneous equipment rental and leasing -----	13	4 615	1 113	268	54
736	Personnel supply services -----	5	4 503	3 067	718	563
737	Computer programming, data processing, and other computer related services -----	5	532	327	79	13
7371, 2, 3	Computer programming, prepackaged software, and integrated systems -----	2	(D)	(D)	(D)	AA
7374, 5, 6	Data processing services -----	1	(D)	(D)	(D)	AA
7377, 8, 9	Computer rental and leasing, maintenance, and related services, n.e.c. -----	2	(D)	(D)	(D)	AA
738	Miscellaneous business services -----	17	(D)	(D)	(D)	EE
75	Automotive repair, services, and parking -----	66	17 399	4 179	1 035	252
751	Automotive rental and leasing, without drivers -----	4	(D)	(D)	(D)	BB
752	Automobile parking -----	—	—	—	—	—
753	Automotive repair shops -----	52	(D)	(D)	(D)	CC
7532	Top, body, and upholstery repair shops and paint shops -----	13	3 933	1 139	320	73
7538	General automotive repair shops -----	23	5 691	1 413	325	79
7533, 4, 6, 7, 9	Other automotive repair shops -----	16	(D)	(D)	(D)	BB
754	Automotive services, except repair -----	10	(D)	(D)	(D)	AA
76	Miscellaneous repair services -----	24	(D)	(D)	(D)	CC
762	Electrical repair shops -----	9	(D)	(D)	(D)	BB
7622	Radio and television repair shops -----	2	(D)	(D)	(D)	AA
7623, 9	Other electrical and electronic repair shops -----	7	(D)	(D)	(D)	BB
763	Watch, clock, and jewelry repair -----	2	(D)	(D)	(D)	AA
764	Reupholstery and furniture repair -----	1	(D)	(D)	(D)	AA
769	Miscellaneous repair and related services -----	12	(D)	(D)	(D)	BB
78, 79, 84	Amusement and recreation services, including motion pictures and museums -----	27	9 517	2 011	491	331
781, 2	Motion picture production, distribution, and services -----	—	—	—	—	—
783	Motion picture theaters -----	4	(D)	(D)	(D)	BB
784	Video tape rental -----	8	(D)	(D)	(D)	BB
792	Theatrical producers (except motion picture), bands, orchestras, and entertainers -----	—	—	—	—	—
793	Bowling centers -----	3	(D)	(D)	(D)	CC
79 ex. 792, 3, 84	Commercial sports and other amusement and recreation services, including museums -----	12	(D)	(D)	(D)	CC

Table 5. Summary Statistics for Firms Subject to Federal Income Tax for Places With 350 Establishments or More: 1992 — Con.

[Includes only establishments with payroll. For meaning of abbreviations and symbols, see introductory text. For explanation of terms and comparability of 1987 and 1992 censuses, see appendix A. For information on geographic areas followed by ▲, see appendix F]

SIC code	Geographic area and kind of business or operation	Establishments (number)	Receipts (\$1,000)	Annual payroll (\$1,000)	First-quarter payroll (\$1,000)	Paid employees for pay period including March 12 (number)
ST. JOSEPH—Con.						
80	Health services	153	(D)	(D)	(D)	GG
801	Offices and clinics of doctors of medicine	63	(D)	(D)	(D)	FF
802	Offices and clinics of dentists	32	(D)	(D)	(D)	CC
803	Offices and clinics of doctors of osteopathy	4	(D)	(D)	(D)	AA
804	Offices and clinics of other health practitioners	22	(D)	(D)	(D)	CC
805	Nursing and personal care facilities	15	(D)	(D)	(D)	FF
806	Hospitals	—	—	—	—	—
807, 8, 9	Other health services	17	9 507	4 068	712	182
81	Legal services	39	(D)	(D)	(D)	CC
823, 4, 9	Selected educational services	4	(D)	(D)	(D)	AA
83	Social services	25	(D)	(D)	(D)	EE
835	Child day care services	11	945	445	117	73
832, 3, 6, 9	Other social services	14	(D)	(D)	(D)	CC
87 ex. 8733	Engineering, accounting, research, management, and related services (except noncommercial research organizations)	55	(D)	(D)	(D)	EE
871	Engineering, architectural, and surveying services	9	(D)	(D)	(D)	BB
872	Accounting, auditing, and bookkeeping services	33	(D)	(D)	(D)	CC
873 ex. 8733	Research, development, and testing services (except noncommercial research organizations)	2	(D)	(D)	(D)	CC
874	Management and public relations services	11	2 747	1 328	333	43
89	Services, n.e.c.	2	(D)	(D)	(D)	AA
ST. LOUIS (IC)						
	Total	3 072	3 020 739	1 168 399	272 243	50 057
70 ex. 704	Hotels, rooming houses, camps, and other lodging places (except membership lodging)	51	(D)	(D)	(D)	HH
7011	Hotels and motels	49	169 886	50 030	11 420	4 199
7011 pt.	Hotels	30	155 355	46 756	10 726	3 897
7011 pt.	Hotels, 25 guestrooms or more	26	(D)	(D)	(D)	HH
7011 pt.	Hotels, less than 25 guestrooms	4	(D)	(D)	(D)	AA
7011 pt.	Motels, motor hotels, and tourist courts	19	14 531	3 274	694	302
7011 pt.	Motels, tourist courts	15	(D)	(D)	(D)	CC
7011 pt.	Motor hotels	4	(D)	(D)	(D)	BB
702, 3	Other lodging places	2	(D)	(D)	(D)	AA
702	Rooming and boarding houses	1	(D)	(D)	(D)	AA
703	Camps and recreational vehicle parks	1	(D)	(D)	(D)	AA
72	Personal services	317	97 598	36 112	9 515	2 844
721	Laundry, cleaning, and garment services	106	37 974	14 418	3 392	1 037
7211	Power laundries, family and commercial*	4	(D)	(D)	(D)	BB
7213	Linen supply*	6	(D)	(D)	(D)	CC
7215	Coin-operated laundries and drycleaning	34	4 277	1 384	300	135
7216	Drycleaning plants, except rug cleaning*	42	8 899	3 989	898	300
7217	Carpet and upholstery cleaning	7	1 321	544	102	87
7218	Industrial launderers*	4	(D)	(D)	(D)	CC
7212, 9	Other laundry, cleaning, and garment services*	9	(D)	(D)	(D)	BB
7212	Garment pressing, and agents for laundries and drycleaners	2	(D)	(D)	(D)	AA
7219	Laundry and garment services, n.e.c.*	7	(D)	(D)	(D)	BB
722	Photographic studios, portrait	21	20 695	6 694	2 310	458
723, 4	Beauty and barber shops	120	10 938	4 779	1 200	459
723	Beauty shops	113	10 106	4 410	1 108	439
724	Barber shops	7	832	369	92	20
725	Shoe repair shops and shoeshine parlors	5	(D)	(D)	(D)	AA
726	Funeral service and crematories	32	21 197	7 266	1 729	378
729	Miscellaneous personal services	33	(D)	(D)	(D)	FF
7291	Tax return preparation services	8	(D)	(D)	(D)	EE
7299	Miscellaneous personal services, n.e.c.	25	(D)	(D)	(D)	CC
73	Business services	714	789 019	329 643	78 182	19 572
731	Advertising	65	115 777	46 514	12 752	1 010
7311	Advertising agencies	46	95 461	40 269	11 086	840
7312	Outdoor advertising services	—	—	—	—	—
7313	Radio, television, publishers' advertising representatives	12	(D)	(D)	(D)	BB
7319	Advertising, n.e.c.	7	(D)	(D)	(D)	BB
732	Consumer credit reporting agencies, mercantile reporting agencies, and adjustment and collection agencies	17	12 861	3 729	975	238
7322	Adjustment and collection services	14	(D)	(D)	(D)	CC
7323	Credit reporting services	3	(D)	(D)	(D)	BB
733	Mailing, reproduction, commercial art and photography, and stenographic services	121	95 439	32 376	6 669	1 276
7331	Direct mail advertising services	11	15 702	5 347	1 397	430
7334	Photocopying and duplicating services	22	13 085	3 867	867	188
7335, 6	Commercial photography, art, and graphics	76	62 254	20 933	3 857	588
7335	Commercial photography	25	9 252	3 353	762	101
7336	Commercial art and graphic design	51	53 002	17 580	3 095	487
7338	Secretarial and court reporting services	12	4 398	2 229	548	70
734	Services to dwellings and other buildings	97	78 760	51 618	12 344	5 917
7342	Disinfecting and pest control services	14	2 805	1 117	249	75
7349	Building cleaning and maintenance services, n.e.c.	83	75 955	50 501	12 095	5 842

Table 5. Summary Statistics for Firms Subject to Federal Income Tax for Places With 350 Establishments or More: 1992 — Con.

[Includes only establishments with payroll. For meaning of abbreviations and symbols, see introductory text. For explanation of terms and comparability of 1987 and 1992 censuses, see appendix A. For information on geographic areas followed by ▲, see appendix F]

SIC code	Geographic area and kind of business or operation	Establishments (number)	Receipts (\$1,000)	Annual payroll (\$1,000)	First-quarter payroll (\$1,000)	Paid employees for pay period including March 12 (number)
ST. LOUIS (IC) — Con.						
73	Business services—Con.					
735	Miscellaneous equipment rental and leasing -----	48	45 306	10 556	2 618	528
7352	Medical equipment rental and leasing -----	4	(D)	(D)	(D)	CC
7353	Heavy construction equipment rental and leasing -----	3	(D)	(D)	(D)	BB
7359	Equipment rental and leasing, n.e.c. -----	41	22 768	5 452	1 413	291
736	Personnel supply services -----	72	98 478	64 911	14 818	5 287
7361	Employment agencies -----	23	10 392	6 113	1 857	426
7363	Help supply services -----	49	88 086	58 798	12 961	4 861
7363 pt.	Temporary help supply -----	39	69 862	49 373	10 865	4 450
7363 pt.	Help supply, except temporary -----	10	18 224	9 425	2 096	411
737	Computer programming, data processing, and other computer related services -----	115	173 108	58 688	14 075	2 032
7371, 2, 3	Computer programming, prepackaged software, and integrated systems -----	66	109 432	37 375	8 750	975
7371	Computer programming services -----	41	40 066	16 906	3 977	451
7372	Prepackaged software -----	12	(D)	(D)	(D)	CC
7373	Computer integrated systems -----	13	(D)	(D)	(D)	EE
7374, 5, 6	Data processing services -----	26	48 479	17 788	4 444	881
7374, 5	Computer processing, information retrieval -----	23	(D)	(D)	(D)	FF
7376	Computer facilities management services -----	3	(D)	(D)	(D)	BB
7377, 8, 9	Computer rental and leasing, maintenance, and related services, n.e.c. -----	23	15 197	3 525	881	176
7377	Computer rental and leasing -----	1	(D)	(D)	(D)	AA
7378	Computer maintenance and repair -----	9	12 611	2 858	745	149
7379	Computer related services, n.e.c. -----	13	(D)	(D)	(D)	BB
738	Miscellaneous business services -----	179	169 290	61 251	13 931	3 284
7381, 2	Detective agencies and protective services -----	44	41 114	21 026	5 268	1 493
7381	Detective, guard, and armored car services -----	34	(D)	(D)	(D)	GG
7382	Security systems services -----	10	(D)	(D)	(D)	CC
7383	News syndicates -----	2	(D)	(D)	(D)	AA
7384	Photofinishing laboratories* -----	24	36 803	8 772	1 760	298
7389	Business services, n.e.c. -----	109	(D)	(D)	(D)	GG
7389 pt.	Sign painting shops -----	7	3 136	1 077	302	63
7389 pt.	Interior designing -----	19	8 593	3 453	675	117
7389 pt.	Telephone answering services -----	5	(D)	(D)	(D)	BB
7389 pt.	Other business services -----	78	77 716	25 822	5 670	1 248
75	Automotive repair, services, and parking -----	379	174 726	42 030	9 986	2 428
751	Automotive rental and leasing, without drivers -----	20	43 809	7 554	1 890	312
7513	Truck rental and leasing, without drivers -----	13	(D)	(D)	(D)	CC
7514, 5	Passenger car rental and leasing -----	5	(D)	(D)	(D)	CC
7514	Passenger car rental -----	4	(D)	(D)	(D)	CC
7515	Passenger car leasing -----	1	(D)	(D)	(D)	AA
7519	Utility trailer and recreational vehicle rental -----	2	(D)	(D)	(D)	AA
752	Automobile parking -----	103	35 499	5 350	1 310	617
753	Automotive repair shops -----	225	85 623	25 920	6 111	1 220
7532	Top, body, and upholstery repair shops and paint shops -----	50	22 242	6 895	1 737	305
7532 pt.	Top and body repair shops -----	48	(D)	(D)	(D)	EE
7532 pt.	Paint shops -----	2	(D)	(D)	(D)	AA
7538	General automotive repair shops -----	123	39 512	12 239	2 808	585
7538 pt.	General automotive repair shops, except diesel -----	106	29 680	8 623	2 043	439
7538 pt.	Diesel repair shops -----	17	9 832	3 616	765	146
7533, 4, 6, 7, 9	Other automotive repair shops -----	52	23 869	6 786	1 566	330
7533	Automotive exhaust system repair shops -----	8	2 807	718	164	40
7534	Tire retreading and repair shops -----	6	7 198	1 795	388	71
7536	Automotive glass replacement shops -----	10	3 645	1 240	280	50
7537	Automotive transmission repair shops -----	9	1 988	440	136	35
7539	Automotive repair shops, n.e.c. -----	19	8 231	2 593	598	134
7539 pt.	Radiator repair -----	9	2 906	991	213	46
7539 pt.	Brake, front end, and wheel alignment -----	6	(D)	(D)	(D)	BB
7539 pt.	Automotive electrical and fuel system services -----	2	(D)	(D)	(D)	AA
7539 pt.	Other automotive repair shops, n.e.c. -----	2	(D)	(D)	(D)	BB
754	Automotive services, except repair -----	31	9 795	3 206	675	279
7542	Carwashes -----	11	2 026	740	184	70
7549	Automotive services, except repair and carwashes -----	20	7 769	2 466	491	209
76	Miscellaneous repair services -----	140	103 258	32 147	7 743	1 266
762	Electrical repair shops -----	35	21 126	6 934	1 586	288
7622	Radio and television repair shops -----	13	4 689	2 299	551	105
7623, 9	Other electrical and electronic repair shops -----	22	16 437	4 635	1 035	183
7623	Refrigeration and air-conditioning service and repair shops -----	6	1 206	400	92	21
7629	Electrical and electronic repair shops, n.e.c. -----	16	15 231	4 235	943	162
763	Watch, clock, and jewelry repair -----	4	504	189	23	9
764	Reupholstery and furniture repair -----	14	1 911	686	160	43
769	Miscellaneous repair and related services -----	87	79 717	24 338	5 974	926
7692	Welding repair -----	2	(D)	(D)	(D)	AA
7694	Armature rewinding shops -----	6	13 099	3 084	791	108
7699	Repair shops and related services, n.e.c. -----	79	(D)	(D)	(D)	FF

Table 5. Summary Statistics for Firms Subject to Federal Income Tax for Places With 350 Establishments or More: 1992 — Con.

[Includes only establishments with payroll. For meaning of abbreviations and symbols, see introductory text. For explanation of terms and comparability of 1987 and 1992 censuses, see appendix A. For information on geographic areas followed by ▲, see appendix F]

SIC code	Geographic area and kind of business or operation	Establishments (number)	Receipts (\$1,000)	Annual payroll (\$1,000)	First-quarter payroll (\$1,000)	Paid employees for pay period including March 12 (number)
ST. LOUIS (IC) — Con.						
78, 79, 84	Amusement and recreation services, including motion pictures and museums	96	129 961	70 919	14 606	1 822
781, 2	Motion picture production, distribution, and services	18	26 705	6 933	1 851	347
783	Motion picture theaters	4	(D)	(D)	(D)	BB
7832	Motion picture theaters, except drive-in	4	(D)	(D)	(D)	BB
7833	Drive-in motion picture theaters	—	—	—	—	—
784	Video tape rental	14	4 683	711	184	86
792	Theatrical producers (except motion picture), bands, orchestras, and entertainers	18	19 947	5 347	1 652	292
7922	Theatrical producers (except motion picture) and miscellaneous theatrical services	9	(D)	(D)	(D)	CC
7929	Bands, orchestras, actors, and other entertainers and entertainment groups	9	(D)	(D)	(D)	BB
793	Bowling centers	3	(D)	(D)	(D)	BB
79 ex. 792, 3, 4; 84	Commercial sports and other amusement and recreation services, including museums	39	74 076	56 814	10 629	960
794	Commercial sports	5	(D)	(D)	(D)	EE
7941	Professional sports clubs, managers, promoters	5	(D)	(D)	(D)	EE
7948	Racing, including track operation	—	—	—	—	—
79 ex. 792, 3, 4; 84	Other amusement and recreation services, including museums	34	(D)	(D)	(D)	FF
791	Dance studios, schools, and halls	6	849	202	47	54
7991	Physical fitness facilities	7	1 739	778	189	63
7992	Public golf courses	2	(D)	(D)	(D)	BB
7993	Coin-operated amusement devices	5	3 689	998	235	50
7996	Amusement parks	—	—	—	—	—
7997	Membership sports and recreation clubs	7	13 297	4 687	1 230	333
7999, 84	Amusement and recreation services, including museums, n.e.c. ..	7	(D)	(D)	(D)	BB
7999 pt.	Concession operators of amusement devices and rides	—	—	—	—	—
7999 pt.	Carnivals, circuses, and fairs	—	—	—	—	—
7999 pt., 84	Other recreation and amusements, including museums	7	(D)	(D)	(D)	BB
80	Health services	514	416 044	165 361	36 133	6 264
801	Offices and clinics of doctors of medicine	247	165 421	79 020	16 990	1 817
8011 pt.	Offices of doctors of medicine	234	(D)	(D)	(D)	GG
8011 pt.	General medical clinics	13	(D)	(D)	(D)	EE
802	Offices and clinics of dentists	105	31 746	11 194	2 403	512
803	Offices and clinics of doctors of osteopathy	2	(D)	(D)	(D)	AA
804	Offices and clinics of other health practitioners	70	(D)	(D)	(D)	CC
8041	Offices and clinics of chiropractors	31	4 729	1 055	264	74
8042	Offices and clinics of optometrists	17	4 514	1 501	326	73
8043	Offices and clinics of podiatrists	12	1 781	532	128	27
8049	Offices and clinics of health practitioners, n.e.c.	10	(D)	(D)	(D)	BB
805	Nursing and personal care facilities	35	55 235	25 439	5 825	1 971
8051	Skilled nursing care facilities	23	45 243	20 940	4 695	1 572
8052	Intermediate care facilities	6	8 023	3 824	961	355
8059	Nursing and personal care facilities, n.e.c.	6	1 969	675	169	44
806	Hospitals	2	(D)	(D)	(D)	FF
8062	General medical and surgical hospitals	1	(D)	(D)	(D)	FF
8063, 9	Specialty hospitals	1	(D)	(D)	(D)	CC
807, 8, 9	Other health services	53	(D)	(D)	(D)	FF
807	Medical and dental laboratories	20	(D)	(D)	(D)	CC
8071	Medical laboratories	9	7 087	1 587	367	54
8072	Dental laboratories	11	(D)	(D)	(D)	BB
808	Home health care services	16	23 143	6 901	1 497	445
809	Miscellaneous health and allied services, n.e.c.	17	(D)	(D)	(D)	CC
8092	Kidney dialysis centers	—	—	—	—	—
8093	Specialty outpatient facilities, n.e.c.	9	(D)	(D)	(D)	BB
8099	Health and allied services, n.e.c.	8	(D)	(D)	(D)	BB
81	Legal services	342	449 835	155 966	34 690	3 548
823, 4, 9	Selected educational services	12	14 184	6 934	1 612	306
823	Libraries	—	—	—	—	—
824	Vocational schools	5	13 504	6 620	1 586	292
829	Schools and educational services, n.e.c.	7	680	314	26	14
83	Social services	83	21 463	6 242	1 605	671
835	Child day care services	42	5 771	2 720	672	386
832, 3, 6, 9	Other social services	41	15 692	3 522	933	285

Table 5. Summary Statistics for Firms Subject to Federal Income Tax for Places With 350 Establishments or More: 1992 — Con.

[Includes only establishments with payroll. For meaning of abbreviations and symbols, see introductory text. For explanation of terms and comparability of 1987 and 1992 censuses, see appendix A. For information on geographic areas followed by ▲, see appendix F]

SIC code	Geographic area and kind of business or operation	Establishments (number)	Receipts (\$1,000)	Annual payroll (\$1,000)	First-quarter payroll (\$1,000)	Paid employees for pay period including March 12 (number)
ST. LOUIS (IC) — Con.						
87 ex. 8733	Engineering, accounting, research, management, and related services (except noncommercial research organizations) -----	403	642 418	267 215	65 650	7 010
871	Engineering, architectural, and surveying services -----	123	337 387	138 291	34 154	3 043
8711	Engineering services -----	70	266 614	94 442	23 298	2 101
8712	Architectural services -----	51	(D)	(D)	(D)	FF
8713	Surveying services -----	2	(D)	(D)	(D)	AA
872	Accounting, auditing, and bookkeeping services -----	97	161 889	65 528	16 625	2 111
873 ex. 8733	Research, development, and testing services (except noncommercial research organizations) -----	23	16 472	7 321	1 512	282
8731	Commercial physical and biological research -----	3	469	146	44	6
8732	Commercial economic, sociological, and educational research -----	10	4 923	1 473	241	106
8734	Testing laboratories -----	10	11 080	5 702	1 227	170
874	Management and public relations services -----	160	126 670	56 075	13 359	1 574
8741	Management services -----	43	30 261	14 313	2 800	399
8742	Management consulting services -----	67	42 118	15 320	3 777	520
8743	Public relations services -----	20	34 839	18 989	4 852	329
8744	Facilities support management services -----	4	(D)	(D)	(D)	CC
8748	Business consulting services, n.e.c. -----	26	(D)	(D)	(D)	CC
89	Services, n.e.c. -----	21	(D)	(D)	(D)	CC
SPRINGFIELD ▲						
Total -----		1 662	879 158	369 804	81 056	18 827
70 ex. 704	Hotels, rooming houses, camps, and other lodging places (except membership lodging) -----	41	(D)	(D)	(D)	GG
7011	Hotels and motels -----	39	(D)	(D)	(D)	FF
7011 pt.	Hotels -----	15	(D)	(D)	(D)	FF
7011 pt.	Motels, motor hotels, and tourist courts -----	24	(D)	(D)	(D)	EE
702, 3	Other lodging places -----	2	(D)	(D)	(D)	BB
72	Personal services -----	210	46 404	17 261	4 257	1 478
721	Laundry, cleaning, and garment services -----	57	(D)	(D)	(D)	FF
7211	Power laundries, family and commercial* -----	3	(D)	(D)	(D)	CC
7213	Linen supply* -----	3	(D)	(D)	(D)	CC
7215	Coin-operated laundries and drycleaning -----	16	2 433	477	128	53
7216	Drycleaning plants, except rug cleaning* -----	19	3 439	1 311	318	116
7217	Carpet and upholstery cleaning -----	9	(D)	(D)	(D)	BB
7218	Industrial launderers* -----	1	(D)	(D)	(D)	BB
7212, 9	Other laundry, cleaning, and garment services* -----	6	(D)	(D)	(D)	BB
722	Photographic studios, portrait -----	16	(D)	(D)	(D)	BB
723, 4	Beauty and barber shops -----	90	10 754	4 823	1 163	496
723	Beauty shops -----	88	(D)	(D)	(D)	EE
724	Barber shops -----	2	(D)	(D)	(D)	AA
725	Shoe repair shops and shoeshine parlors -----	7	635	171	43	14
726	Funeral service and crematories -----	11	(D)	(D)	(D)	BB
729	Miscellaneous personal services -----	29	(D)	(D)	(D)	EE
73	Business services -----	272	131 925	56 926	12 964	4 430
731	Advertising -----	32	19 490	8 683	2 140	271
732	Consumer credit reporting agencies, mercantile reporting agencies, and adjustment and collection agencies -----	15	7 672	2 633	547	123
733	Mailing, reproduction, commercial art and photography, and stenographic services -----	29	(D)	(D)	(D)	CC
734	Services to dwellings and other buildings -----	61	15 085	6 949	1 537	750
735	Miscellaneous equipment rental and leasing -----	22	12 850	3 170	774	172
736	Personnel supply services -----	26	(D)	(D)	(D)	GG
737	Computer programming, data processing, and other computer related services -----	25	22 725	9 230	1 809	226
7371, 2, 3	Computer programming, prepackaged software, and integrated systems -----	16	(D)	(D)	(D)	CC
7374, 5, 6	Data processing services -----	5	(D)	(D)	(D)	BB
7377, 8, 9	Computer rental and leasing, maintenance, and related services, n.e.c. -----	4	(D)	(D)	(D)	AA
738	Miscellaneous business services -----	62	(D)	(D)	(D)	GG
75	Automotive repair, services, and parking -----	206	99 218	23 119	5 393	1 504
751	Automotive rental and leasing, without drivers -----	15	(D)	(D)	(D)	CC
752	Automobile parking -----	3	(D)	(D)	(D)	AA
753	Automotive repair shops -----	156	59 285	16 581	3 886	914
7532	Top, body, and upholstery repair shops and paint shops -----	43	13 770	4 631	1 075	236
7538	General automotive repair shops -----	72	24 920	7 421	1 778	425
7533, 4, 6, 7, 9	Other automotive repair shops -----	41	20 595	4 529	1 033	253
754	Automotive services, except repair -----	32	(D)	(D)	(D)	EE
76	Miscellaneous repair services -----	78	29 677	8 227	1 985	557
762	Electrical repair shops -----	23	14 296	4 340	1 068	257
7622	Radio and television repair shops -----	9	(D)	(D)	(D)	BB
7623, 9	Other electrical and electronic repair shops -----	14	(D)	(D)	(D)	CC
763	Watch, clock, and jewelry repair -----	2	(D)	(D)	(D)	AA
764	Reupholstery and furniture repair -----	7	642	164	38	16
769	Miscellaneous repair and related services -----	46	(D)	(D)	(D)	EE

Table 5. Summary Statistics for Firms Subject to Federal Income Tax for Places With 350 Establishments or More: 1992 — Con.

[Includes only establishments with payroll. For meaning of abbreviations and symbols, see introductory text. For explanation of terms and comparability of 1987 and 1992 censuses, see appendix A. For information on geographic areas followed by ▲, see appendix F]

SIC code	Geographic area and kind of business or operation	Establishments (number)	Receipts (\$1,000)	Annual payroll (\$1,000)	First-quarter payroll (\$1,000)	Paid employees for pay period including March 12 (number)
SPRINGFIELD ▲—Con.						
78, 79, 84	Amusement and recreation services, including motion pictures and museums	88	29 923	6 896	1 644	895
781, 2	Motion picture production, distribution, and services	7	(D)	(D)	(D)	BB
783	Motion picture theaters	9	(D)	(D)	(D)	CC
784	Video tape rental	15	(D)	(D)	(D)	BB
792	Theatrical producers (except motion picture), bands, orchestras, and entertainers	5	(D)	(D)	(D)	BB
793	Bowling centers	4	2 673	839	219	85
79 ex. 792, 3; 84	Commercial sports and other amusement and recreation services, including museums	48	13 930	4 167	916	510
80	Health services	372	351 848	184 406	38 301	5 963
801	Offices and clinics of doctors of medicine	130	190 744	117 141	23 736	1 937
802	Offices and clinics of dentists	105	32 748	12 997	2 718	530
803	Offices and clinics of doctors of osteopathy	14	2 633	699	154	44
804	Offices and clinics of other health practitioners	60	12 126	3 572	660	178
805	Nursing and personal care facilities	16	26 671	12 074	2 716	1 199
806	Hospitals	3	49 223	18 718	3 945	956
807, 8, 9	Other health services	44	37 703	19 205	4 372	1 119
81	Legal services	138	57 132	21 803	4 744	800
823, 4, 9	Selected educational services	20	(D)	(D)	(D)	CC
83	Social services	49	6 642	2 479	613	332
835	Child day care services	30	3 594	1 676	389	241
832, 3, 6, 9	Other social services	19	3 048	803	224	91
87 ex. 8733	Engineering, accounting, research, management, and related services (except noncommercial research organizations)	182	76 726	34 666	7 975	1 589
871	Engineering, architectural, and surveying services	47	27 350	13 208	2 801	447
872	Accounting, auditing, and bookkeeping services	76	26 918	9 798	2 406	448
873 ex. 8733	Research, development, and testing services (except noncommercial research organizations)	6	2 134	1 283	271	49
874	Management and public relations services	53	20 324	10 377	2 497	645
89	Services, n.e.c.	6	(D)	(D)	(D)	AA

Table 6. Summary Statistics for Firms Subject to Federal Income Tax for Counties With 350 Establishments or More: 1992

[Includes only establishments with payroll. For meaning of abbreviations and symbols, see introductory text. For explanation of terms and comparability of 1987 and 1992 censuses, see appendix A. For information on geographic areas followed by ▲, see appendix F]

SIC code	Geographic area and kind of business or operation	Establishments (number)	Receipts (\$1,000)	Annual payroll (\$1,000)	First-quarter payroll (\$1,000)	Paid employees for pay period including March 12 (number)
BOONE COUNTY (Coextensive with Columbia, MO MSA; see table 7a.)						
BUCHANAN COUNTY						
Total		581	222 418	85 299	18 690	5 245
70 ex. 704	Hotels, rooming houses, camps, and other lodging places (except membership lodging)	12	7 174	1 724	389	198
7011	Hotels and motels	9	6 922	1 680	376	187
7011 pt.	Hotels	4	5 160	1 376	309	149
7011 pt.	Motels, motor hotels, and tourist courts	5	1 762	304	67	38
702, 3	Other lodging places	3	252	44	13	11
72	Personal services	86	15 813	5 341	1 313	567
721	Laundry, cleaning, and garment services	20	5 103	1 430	318	137
7211	Power laundries, family and commercial*	—	—	—	—	—
7213	Linen supply*	1	(D)	(D)	(D)	BB
7215	Coin-operated laundries and drycleaning	6	604	145	34	26
7216	Drycleaning plants, except rug cleaning	6	896	283	69	32
7217	Carpet and upholstery cleaning	2	(D)	(D)	(D)	AA
7218	Industrial launderers*	—	—	—	—	—
7212, 9	Other laundry, cleaning, and garment services*	5	(D)	(D)	(D)	AA
722	Photographic studios, portrait	6	1 050	231	50	23
723, 4	Beauty and barber shops	36	(D)	(D)	(D)	CC
723	Beauty shops	34	3 308	1 476	350	171
724	Barber shops	2	(D)	(D)	(D)	AA
725	Shoe repair shops and shoeshine parlors	—	—	—	—	—
726	Funeral service and crematories	8	(D)	(D)	(D)	BB
729	Miscellaneous personal services	16	(D)	(D)	(D)	CC

Table 6. Summary Statistics for Firms Subject to Federal Income Tax for Counties With 350 Establishments or More: 1992 — Con.

[Includes only establishments with payroll. For meaning of abbreviations and symbols, see introductory text. For explanation of terms and comparability of 1987 and 1992 censuses, see appendix A. For information on geographic areas followed by ▲, see appendix F]

SIC code	Geographic area and kind of business or operation	Establishments (number)	Receipts (\$1,000)	Annual payroll (\$1,000)	First-quarter payroll (\$1,000)	Paid employees for pay period including March 12 (number)
BUCHANAN COUNTY—Con.						
73	Business services	80	(D)	(D)	(D)	GG
731	Advertising	9	8 290	1 701	442	68
732	Consumer credit reporting agencies, mercantile reporting agencies, and adjustment and collection agencies	1	(D)	(D)	(D)	AA
733	Mailing, reproduction, commercial art and photography, and stenographic services	3	(D)	(D)	(D)	AA
734	Services to dwellings and other buildings	27	(D)	(D)	(D)	CC
735	Miscellaneous equipment rental and leasing	13	4 615	1 113	268	54
736	Personnel supply services	5	4 503	3 067	718	563
737	Computer programming, data processing, and other computer related services	5	532	327	79	13
7371, 2, 3	Computer programming, prepackaged software, and integrated systems	2	(D)	(D)	(D)	AA
7374, 5, 6	Data processing services	1	(D)	(D)	(D)	AA
7377, 8, 9	Computer rental and leasing, maintenance, and related services, n.e.c.	2	(D)	(D)	(D)	AA
738	Miscellaneous business services	17	(D)	(D)	(D)	EE
75	Automotive repair, services, and parking	70	18 370	4 415	1 092	272
751	Automotive rental and leasing, without drivers	5	2 906	446	103	27
752	Automobile parking	—	—	—	—	—
753	Automotive repair shops	54	14 403	3 702	932	220
7532	Top, body, and upholstery repair shops and paint shops	14	(D)	(D)	(D)	BB
7538	General automotive repair shops	24	(D)	(D)	(D)	BB
7533, 4, 6, 7, 9	Other automotive repair shops	16	(D)	(D)	(D)	BB
754	Automotive services, except repair	11	1 061	267	57	25
76	Miscellaneous repair services	26	6 860	1 818	448	125
762	Electrical repair shops	9	(D)	(D)	(D)	BB
7622	Radio and television repair shops	2	(D)	(D)	(D)	AA
7623, 9	Other electrical and electronic repair shops	7	(D)	(D)	(D)	BB
763	Watch, clock, and jewelry repair	2	(D)	(D)	(D)	AA
764	Reupholstery and furniture repair	2	(D)	(D)	(D)	AA
769	Miscellaneous repair and related services	13	(D)	(D)	(D)	BB
78, 79, 84	Amusement and recreation services, including motion pictures and museums	27	9 517	2 011	491	331
781, 2	Motion picture production, distribution, and services	—	—	—	—	—
783	Motion picture theaters	4	(D)	(D)	(D)	BB
784	Video tape rental	8	(D)	(D)	(D)	BB
792	Theatrical producers (except motion picture), bands, orchestras, and entertainers	—	—	—	—	—
793	Bowling centers	3	(D)	(D)	(D)	CC
79 ex. 792, 3; 84	Commercial sports and other amusement and recreation services, including museums	12	(D)	(D)	(D)	CC
80	Health services	154	89 884	44 359	8 951	1 712
801	Offices and clinics of doctors of medicine	63	(D)	(D)	(D)	FF
802	Offices and clinics of dentists	32	(D)	(D)	(D)	CC
803	Offices and clinics of doctors of osteopathy	4	(D)	(D)	(D)	AA
804	Offices and clinics of other health practitioners	22	(D)	(D)	(D)	CC
805	Nursing and personal care facilities	15	(D)	(D)	(D)	FF
806	Hospitals	—	—	—	—	—
807, 8, 9	Other health services	18	(D)	(D)	(D)	CC
81	Legal services	39	(D)	(D)	(D)	CC
823, 4, 9	Selected educational services	4	(D)	(D)	(D)	AA
83	Social services	25	(D)	(D)	(D)	EE
835	Child day care services	11	945	445	117	73
832, 3, 6, 9	Other social services	14	(D)	(D)	(D)	CC
87 ex. 8733	Engineering, accounting, research, management, and related services (except noncommercial research organizations)	56	(D)	(D)	(D)	EE
871	Engineering, architectural, and surveying services	9	(D)	(D)	(D)	BB
872	Accounting, auditing, and bookkeeping services	34	6 529	2 336	486	125
873 ex. 8733	Research, development, and testing services (except noncommercial research organizations)	2	(D)	(D)	(D)	CC
874	Management and public relations services	11	2 747	1 328	333	43
89	Services, n.e.c.	2	(D)	(D)	(D)	AA

Table 6. Summary Statistics for Firms Subject to Federal Income Tax for Counties With 350 Establishments or More: 1992 — Con.

[Includes only establishments with payroll. For meaning of abbreviations and symbols, see introductory text. For explanation of terms and comparability of 1987 and 1992 censuses, see appendix A. For information on geographic areas followed by ▲, see appendix F]

SIC code	Geographic area and kind of business or operation	Establishments (number)	Receipts (\$1,000)	Annual payroll (\$1,000)	First-quarter payroll (\$1,000)	Paid employees for pay period including March 12 (number)
CAPE GIRARDEAU COUNTY						
	Total	523	225 793	94 085	20 871	4 685
70 ex. 704	Hotels, rooming houses, camps, and other lodging places (except membership lodging)	10	20 956	4 212	899	399
7011	Hotels and motels	9	(D)	(D)	(D)	EE
7011 pt.	Hotels	7	(D)	(D)	(D)	EE
7011 pt.	Motels, motor hotels, and tourist courts	2	(D)	(D)	(D)	BB
702, 3	Other lodging places	1	(D)	(D)	(D)	AA
72	Personal services	57	9 477	3 321	809	337
721	Laundry, cleaning, and garment services	15	2 999	1 147	243	99
7211	Power laundries, family and commercial*	—	—	—	—	—
7213	Linen supply*	2	(D)	(D)	(D)	BB
7215	Coin-operated laundries and drycleaning	4	(D)	(D)	(D)	AA
7216	Drycleaning plants, except rug cleaning*	7	1 387	516	126	61
7217	Carpet and upholstery cleaning	2	(D)	(D)	(D)	AA
7218	Industrial laundriers*	—	—	—	—	—
7212, 9	Other laundry, cleaning, and garment services*	—	—	—	—	—
722	Photographic studios, portrait	9	1 249	301	76	43
723, 4	Beauty and barber shops	18	1 968	817	208	89
723	Beauty shops	18	1 968	817	208	89
724	Barber shops	—	—	—	—	—
725	Shoe repair shops and shoeshine parlors	—	—	—	—	—
726	Funeral service and crematories	3	(D)	(D)	(D)	BB
729	Miscellaneous personal services	12	(D)	(D)	(D)	BB
73	Business services	83	32 306	15 750	4 430	1 237
731	Advertising	7	1 703	440	97	24
732	Consumer credit reporting agencies, mercantile reporting agencies, and adjustment and collection agencies	4	1 438	522	124	26
733	Mailing, reproduction, commercial art and photography, and stenographic services	6	433	100	13	9
734	Services to dwellings and other buildings	21	7 532	4 727	1 048	450
735	Miscellaneous equipment rental and leasing	9	6 430	1 846	1 001	78
736	Personnel supply services	6	6 526	4 757	1 113	315
737	Computer programming, data processing, and other computer related services	11	3 394	1 425	360	66
7371, 2, 3	Computer programming, prepackaged software, and integrated systems	8	(D)	(D)	(D)	BB
7374, 5, 6	Data processing services	1	(D)	(D)	(D)	AA
7377, 8, 9	Computer rental and leasing, maintenance, and related services, n.e.c.	2	(D)	(D)	(D)	AA
738	Miscellaneous business services	19	4 850	1 933	674	269
75	Automotive repair, services, and parking	63	13 652	3 534	768	208
751	Automotive rental and leasing, without drivers	4	1 276	260	52	12
752	Automobile parking	—	—	—	—	—
753	Automotive repair shops	50	10 462	2 797	643	166
7532	Top, body, and upholstery repair shops and paint shops	11	1 833	653	154	42
7538	General automotive repair shops	23	3 946	952	226	58
7533, 4, 6, 7, 9	Other automotive repair shops	16	4 683	1 192	263	66
754	Automotive services, except repair	9	1 914	477	73	30
76	Miscellaneous repair services	30	11 135	3 012	722	190
762	Electrical repair shops	5	3 001	1 022	242	65
7622	Radio and television repair shops	3	(D)	(D)	(D)	BB
7623, 9	Other electrical and electronic repair shops	2	(D)	(D)	(D)	BB
763	Watch, clock, and jewelry repair	—	—	—	—	—
764	Reupholstery and furniture repair	7	726	255	47	22
769	Miscellaneous repair and related services	18	7 408	1 735	433	103
78, 79, 84	Amusement and recreation services, including motion pictures and museums	24	7 087	1 540	332	213
781, 2	Motion picture production, distribution, and services	2	(D)	(D)	(D)	AA
783	Motion picture theaters	2	(D)	(D)	(D)	BB
784	Video tape rental	5	1 304	284	46	25
792	Theatrical producers (except motion picture), bands, orchestras, and entertainers	1	(D)	(D)	(D)	AA
793	Bowling centers	2	(D)	(D)	(D)	BB
79 ex. 792, 3, 84	Commercial sports and other amusement and recreation services, including museums	12	2 955	738	167	104
80	Health services	143	98 588	50 419	10 150	1 371
801	Offices and clinics of doctors of medicine	55	64 030	38 348	7 411	612
802	Offices and clinics of dentists	35	10 429	3 309	675	173
803	Offices and clinics of doctors of osteopathy	5	2 413	1 090	243	46
804	Offices and clinics of other health practitioners	27	5 506	1 419	319	100
805	Nursing and personal care facilities	6	7 570	3 175	734	316
806	Hospitals	—	—	—	—	—
807, 8, 9	Other health services	15	8 640	3 078	768	124
81	Legal services	26	11 361	2 982	678	134
823, 4, 9	Selected educational services	1	(D)	(D)	(D)	AA

Table 6. Summary Statistics for Firms Subject to Federal Income Tax for Counties With 350 Establishments or More: 1992 — Con.

[Includes only establishments with payroll. For meaning of abbreviations and symbols, see introductory text. For explanation of terms and comparability of 1987 and 1992 censuses, see appendix A. For information on geographic areas followed by ▲, see appendix F]

SIC code	Geographic area and kind of business or operation	Establishments (number)	Receipts (\$1,000)	Annual payroll (\$1,000)	First-quarter payroll (\$1,000)	Paid employees for pay period including March 12 (number)
CAPE GIRARDEAU COUNTY — Con.						
83	Social services	27	(D)	(D)	(D)	CC
835	Child day care services	14	(D)	(D)	(D)	CC
832, 3, 6, 9	Other social services	13	2 440	803	188	97
87 ex. 8733	Engineering, accounting, research, management, and related services (except noncommercial research organizations)	57	15 664	7 121	1 577	364
871	Engineering, architectural, and surveying services	18	2 729	1 025	214	60
872	Accounting, auditing, and bookkeeping services	30	11 679	5 562	1 219	279
873 ex. 8733	Research, development, and testing services (except noncommercial research organizations)	2	(D)	(D)	(D)	AA
874	Management and public relations services	7	(D)	(D)	(D)	AA
89	Services, n.e.c.	2	(D)	(D)	(D)	AA
CLAY COUNTY						
	Total	1 193	600 860	224 354	48 460	10 829
70 ex. 704	Hotels, rooming houses, camps, and other lodging places (except membership lodging)	19	(D)	(D)	(D)	FF
7011	Hotels and motels	18	14 685	3 790	919	526
7011 pt.	Hotels	6	(D)	(D)	(D)	EE
7011 pt.	Motels, motor hotels, and tourist courts	12	(D)	(D)	(D)	CC
702, 3	Other lodging places	1	(D)	(D)	(D)	AA
72	Personal services	175	28 138	9 493	2 313	1 048
721	Laundry, cleaning, and garment services	49	7 548	2 496	572	236
7211	Power laundries, family and commercial*	—	—	—	—	—
7213	Linen supply*	—	—	—	—	—
7215	Coin-operated laundries and drycleaning	10	(D)	(D)	(D)	BB
7216	Drycleaning plants, except rug cleaning*	19	3 176	1 028	257	116
7217	Carpet and upholstery cleaning	14	2 611	992	216	65
7218	Industrial laundriers*	1	(D)	(D)	(D)	AA
7212, 9	Other laundry, cleaning, and garment services*	5	(D)	(D)	(D)	AA
722	Photographic studios, portrait	8	2 132	405	76	54
723, 4	Beauty and barber shops	83	9 486	4 455	1 052	405
723	Beauty shops	73	8 954	4 240	993	389
724	Barber shops	10	532	215	59	16
725	Shoe repair shops and shoeshine parlors	2	(D)	(D)	(D)	AA
726	Funeral service and crematories	8	3 751	502	112	25
729	Miscellaneous personal services	25	(D)	(D)	(D)	EE
73	Business services	199	182 773	55 362	12 459	3 061
731	Advertising	5	2 493	341	81	13
732	Consumer credit reporting agencies, mercantile reporting agencies, and adjustment and collection agencies	3	(D)	(D)	(D)	BB
733	Mailing, reproduction, commercial art and photography, and stenographic services	22	16 585	5 117	1 390	231
734	Services to dwellings and other buildings	44	5 591	2 274	533	309
735	Miscellaneous equipment rental and leasing	18	7 640	1 453	347	89
736	Personnel supply services	22	16 666	11 322	2 254	1 108
737	Computer programming, data processing, and other computer related services	30	(D)	(D)	(D)	FF
7371, 2, 3	Computer programming, prepackaged software, and integrated systems	15	(D)	(D)	(D)	FF
7374, 5, 6	Data processing services	6	2 058	507	127	31
7377, 8, 9	Computer rental and leasing, maintenance, and related services, n.e.c.	9	(D)	(D)	(D)	AA
738	Miscellaneous business services	55	(D)	(D)	(D)	FF
75	Automotive repair, services, and parking	109	31 848	9 022	2 023	474
751	Automotive rental and leasing, without drivers	6	(D)	(D)	(D)	BB
752	Automobile parking	—	—	—	—	—
753	Automotive repair shops	87	(D)	(D)	(D)	EE
7532	Top, body, and upholstery repair shops and paint shops	25	8 218	2 586	507	121
7538	General automotive repair shops	36	8 916	2 410	585	143
7533, 4, 6, 7, 9	Other automotive repair shops	26	(D)	(D)	(D)	CC
754	Automotive services, except repair	16	(D)	(D)	(D)	BB
76	Miscellaneous repair services	47	11 255	3 365	829	162
762	Electrical repair shops	17	2 358	860	177	35
7622	Radio and television repair shops	6	371	78	12	2
7623, 9	Other electrical and electronic repair shops	11	1 987	782	165	33
763	Watch, clock, and jewelry repair	1	(D)	(D)	(D)	AA
764	Reupholstery and furniture repair	1	(D)	(D)	(D)	AA
769	Miscellaneous repair and related services	28	(D)	(D)	(D)	CC

Table 6. Summary Statistics for Firms Subject to Federal Income Tax for Counties With 350 Establishments or More: 1992 — Con.

[Includes only establishments with payroll. For meaning of abbreviations and symbols, see introductory text. For explanation of terms and comparability of 1987 and 1992 censuses, see appendix A. For information on geographic areas followed by ▲, see appendix F]

SIC code	Geographic area and kind of business or operation	Establishments (number)	Receipts (\$1,000)	Annual payroll (\$1,000)	First-quarter payroll (\$1,000)	Paid employees for pay period including March 12 (number)
CLAY COUNTY — Con.						
78, 79, 84	Amusement and recreation services, including motion pictures and museums	65	51 436	13 440	2 132	1 043
781, 2	Motion picture production, distribution, and services	2	(D)	(D)	(D)	AA
783	Motion picture theaters	6	(D)	(D)	(D)	CC
784	Video tape rental	11	3 996	506	124	83
792	Theatrical producers (except motion picture), bands, orchestras, and entertainers	5	(D)	(D)	(D)	AA
793	Bowling centers	8	6 008	1 669	361	156
79 ex. 792, 3; 84	Commercial sports and other amusement and recreation services, including museums	33	34 145	10 533	1 460	668
80	Health services	321	206 203	98 910	20 491	2 913
801	Offices and clinics of doctors of medicine	122	93 129	52 283	10 065	822
802	Offices and clinics of dentists	101	28 390	10 997	2 384	458
803	Offices and clinics of doctors of osteopathy	22	13 306	6 889	1 389	168
804	Offices and clinics of other health practitioners	44	10 638	3 770	734	161
805	Nursing and personal care facilities	9	19 235	9 904	2 299	785
806	Hospitals	1	(D)	(D)	(D)	CC
807, 8, 9	Other health services	22	(D)	(D)	(D)	EE
81	Legal services	73	18 158	7 267	1 470	268
823, 4, 9	Selected educational services	11	(D)	(D)	(D)	CC
83	Social services	43	10 470	4 470	1 072	420
835	Child day care services	23	4 663	2 254	548	274
832, 3, 6, 9	Other social services	20	5 807	2 216	524	146
87 ex. 8733	Engineering, accounting, research, management, and related services (except noncommercial research organizations)	125	31 392	12 613	3 190	626
871	Engineering, architectural, and surveying services	21	4 357	2 022	424	70
872	Accounting, auditing, and bookkeeping services	58	7 092	2 939	739	200
873 ex. 8733	Research, development, and testing services (except noncommercial research organizations)	4	1 651	646	177	32
874	Management and public relations services	42	18 292	7 006	1 850	324
89	Services, n.e.c.	6	(D)	(D)	(D)	BB
COLE COUNTY						
	Total	496	214 408	84 220	18 840	4 455
70 ex. 704	Hotels, rooming houses, camps, and other lodging places (except membership lodging)	11	14 317	4 616	1 191	505
7011	Hotels and motels	11	14 317	4 616	1 191	505
7011 pt.	Hotels	3	10 230	3 680	982	388
7011 pt.	Motels, motor hotels, and tourist courts	8	4 087	936	209	117
702, 3	Other lodging places	—	—	—	—	—
72	Personal services	63	9 936	3 277	754	330
721	Laundry, cleaning, and garment services	13	1 889	620	152	77
7211	Power laundries, family and commercial*	—	—	—	—	—
7213	Linen supply*	—	—	—	—	—
7215	Coin-operated laundries and drycleaning	3	(D)	(D)	(D)	AA
7216	Drycleaning plants, except rug cleaning*	6	1 055	399	97	50
7217	Carpet and upholstery cleaning	—	—	—	—	—
7218	Industrial launderers*	—	—	—	—	—
7212, 9	Other laundry, cleaning, and garment services*	4	(D)	(D)	(D)	AA
722	Photographic studios, portrait	7	(D)	(D)	(D)	BB
723, 4	Beauty and barber shops	30	3 505	1 574	360	140
723	Beauty shops	29	(D)	(D)	(D)	CC
724	Barber shops	1	(D)	(D)	(D)	AA
725	Shoe repair shops and shoeshine parlors	—	—	—	—	—
726	Funeral service and crematories	7	2 875	712	166	42
729	Miscellaneous personal services	6	(D)	(D)	(D)	BB
73	Business services	82	42 409	15 768	3 823	1 077
731	Advertising	4	2 804	639	162	23
732	Consumer credit reporting agencies, mercantile reporting agencies, and adjustment and collection agencies	5	4 435	2 181	531	93
733	Mailing, reproduction, commercial art and photography, and stenographic services	12	3 396	740	183	75
734	Services to dwellings and other buildings	23	2 917	1 050	242	174
735	Miscellaneous equipment rental and leasing	5	(D)	(D)	(D)	BB
736	Personnel supply services	4	(D)	(D)	(D)	EE
737	Computer programming, data processing, and other computer related services	15	9 326	2 756	615	104
7371, 2, 3	Computer programming, prepackaged software, and integrated systems	6	(D)	(D)	(D)	BB
7374, 5, 6	Data processing services	4	(D)	(D)	(D)	AA
7377, 8, 9	Computer rental and leasing, maintenance, and related services, n.e.c.	5	1 111	287	55	15
738	Miscellaneous business services	14	6 992	3 983	997	194

Table 6. Summary Statistics for Firms Subject to Federal Income Tax for Counties With 350 Establishments or More: 1992 — Con.

[Includes only establishments with payroll. For meaning of abbreviations and symbols, see introductory text. For explanation of terms and comparability of 1987 and 1992 censuses, see appendix A. For information on geographic areas followed by ▲, see appendix F]

SIC code	Geographic area and kind of business or operation	Establishments (number)	Receipts (\$1,000)	Annual payroll (\$1,000)	First-quarter payroll (\$1,000)	Paid employees for pay period including March 12 (number)
COLE COUNTY — Con.						
75	Automotive repair, services, and parking	46	12 133	3 293	780	212
751	Automotive rental and leasing, without drivers	—	—	—	—	—
752	Automobile parking	—	—	—	—	—
753	Automotive repair shops	40	10 318	2 767	664	164
7532	Top, body, and upholstery repair shops and paint shops	12	4 624	1 051	247	65
7538	General automotive repair shops	20	4 116	1 276	304	71
7533, 4, 6, 7, 9	Other automotive repair shops	8	1 578	440	113	28
754	Automotive services, except repair	6	1 815	526	116	48
76	Miscellaneous repair services	18	5 517	1 351	317	79
762	Electrical repair shops	7	1 482	586	144	41
7622	Radio and television repair shops	1	(D)	(D)	(D)	AA
7623, 9	Other electrical and electronic repair shops	6	(D)	(D)	(D)	BB
763	Watch, clock, and jewelry repair	—	—	—	—	—
764	Reupholstery and furniture repair	2	(D)	(D)	(D)	AA
769	Miscellaneous repair and related services	9	(D)	(D)	(D)	BB
78, 79, 84	Amusement and recreation services, including motion pictures and museums	24	10 527	1 774	454	192
781, 2	Motion picture production, distribution, and services	—	—	—	—	—
783	Motion picture theaters	2	(D)	(D)	(D)	BB
784	Video tape rental	5	(D)	(D)	(D)	BB
792	Theatrical producers (except motion picture), bands, orchestras, and entertainers	—	—	—	—	—
793	Bowling centers	3	1 013	258	73	40
79 ex. 792, 3; 84	Commercial sports and other amusement and recreation services, including museums	14	7 130	1 170	289	90
80	Health services	118	77 436	37 421	8 069	1 245
801	Offices and clinics of doctors of medicine	43	35 098	20 622	4 174	371
802	Offices and clinics of dentists	27	8 025	3 438	728	120
803	Offices and clinics of doctors of osteopathy	16	7 751	3 331	796	87
804	Offices and clinics of other health practitioners	17	4 997	1 482	187	53
805	Nursing and personal care facilities	5	9 273	4 245	1 170	441
806	Hospitals	1	(D)	(D)	(D)	BB
807, 8, 9	Other health services	9	(D)	(D)	(D)	CC
81	Legal services	38	18 097	7 609	1 351	199
823, 4, 9	Selected educational services	3	(D)	(D)	(D)	AA
83	Social services	27	3 884	1 717	403	254
835	Child day care services	18	2 546	1 242	301	224
832, 3, 6, 9	Other social services	9	1 338	475	102	30
87 ex. 8733	Engineering, accounting, research, management, and related services (except noncommercial research organizations)	64	18 710	6 871	1 569	340
871	Engineering, architectural, and surveying services	19	(D)	(D)	(D)	CC
872	Accounting, auditing, and bookkeeping services	25	7 479	2 939	729	173
873 ex. 8733	Research, development, and testing services (except noncommercial research organizations)	3	(D)	(D)	(D)	AA
874	Management and public relations services	17	5 040	1 155	204	47
89	Services, n.e.c.	2	(D)	(D)	(D)	AA
FRANKLIN COUNTY						
	Total	488	154 166	48 079	10 672	3 255
70 ex. 704	Hotels, rooming houses, camps, and other lodging places (except membership lodging)	20	7 559	2 155	488	303
7011	Hotels and motels	14	6 800	1 968	467	262
7011 pt.	Hotels	2	(D)	(D)	(D)	CC
7011 pt.	Motels, motor hotels, and tourist courts	12	(D)	(D)	(D)	CC
702, 3	Other lodging places	6	759	187	21	41
72	Personal services	77	10 105	3 352	733	314
721	Laundry, cleaning, and garment services	15	3 683	1 442	278	126
7211	Power laundries, family and commercial*	2	(D)	(D)	(D)	BB
7213	Linen supply*	—	—	—	—	—
7215	Coin-operated laundries and drycleaning	2	(D)	(D)	(D)	AA
7216	Drycleaning plants, except rug cleaning*	6	(D)	(D)	(D)	BB
7217	Carpet and upholstery cleaning	4	(D)	(D)	(D)	AA
7218	Industrial launderers*	—	—	—	—	—
7212, 9	Other laundry, cleaning, and garment services*	1	(D)	(D)	(D)	AA
722	Photographic studios, portrait	3	349	75	15	5
723, 4	Beauty and barber shops	42	2 613	1 029	238	110
723	Beauty shops	39	(D)	(D)	(D)	CC
724	Barber shops	3	(D)	(D)	(D)	AA
725	Shoe repair shops and shoeshine parlors	—	—	—	—	—
726	Funeral service and crematories	8	2 920	650	146	46
729	Miscellaneous personal services	9	540	156	56	27

Table 6. Summary Statistics for Firms Subject to Federal Income Tax for Counties With 350 Establishments or More: 1992 — Con.

[Includes only establishments with payroll. For meaning of abbreviations and symbols, see introductory text. For explanation of terms and comparability of 1987 and 1992 censuses, see appendix A. For information on geographic areas followed by ▲, see appendix F]

SIC code	Geographic area and kind of business or operation	Establishments (number)	Receipts (\$1,000)	Annual payroll (\$1,000)	First-quarter payroll (\$1,000)	Paid employees for pay period including March 12 (number)
FRANKLIN COUNTY — Con.						
73	Business services	56	38 803	7 685	1 293	303
731	Advertising	5	(D)	(D)	(D)	AA
732	Consumer credit reporting agencies, mercantile reporting agencies, and adjustment and collection agencies	1	(D)	(D)	(D)	AA
733	Mailing, reproduction, commercial art and photography, and stenographic services	3	(D)	(D)	(D)	AA
734	Services to dwellings and other buildings	21	2 940	801	180	85
735	Miscellaneous equipment rental and leasing	8	(D)	(D)	(D)	BB
736	Personnel supply services	1	(D)	(D)	(D)	AA
737	Computer programming, data processing, and other computer related services	5	(D)	(D)	(D)	BB
7371, 2, 3	Computer programming, prepackaged software, and integrated systems	2	(D)	(D)	(D)	AA
7374, 5, 6	Data processing services	—	—	—	—	—
7377, 8, 9	Computer rental and leasing, maintenance, and related services, n.e.c.	3	(D)	(D)	(D)	AA
738	Miscellaneous business services	12	(D)	(D)	(D)	CC
75	Automotive repair, services, and parking	60	(D)	(D)	(D)	CC
751	Automotive rental and leasing, without drivers	1	(D)	(D)	(D)	AA
752	Automobile parking	—	—	—	—	—
753	Automotive repair shops	54	12 107	3 278	758	186
7532	Top, body, and upholstery repair shops and paint shops	20	5 150	1 532	348	60
7538	General automotive repair shops	27	5 276	1 320	307	84
7533, 4, 6, 7, 9	Other automotive repair shops	7	1 681	426	103	42
754	Automotive services, except repair	5	(D)	(D)	(D)	AA
76	Miscellaneous repair services	22	3 490	826	139	50
762	Electrical repair shops	4	691	207	48	13
7622	Radio and television repair shops	1	(D)	(D)	(D)	AA
7623, 9	Other electrical and electronic repair shops	3	(D)	(D)	(D)	AA
763	Watch, clock, and jewelry repair	—	—	—	—	—
764	Reupholstery and furniture repair	3	(D)	(D)	(D)	AA
769	Miscellaneous repair and related services	15	(D)	(D)	(D)	BB
78, 79, 84	Amusement and recreation services, including motion pictures and museums	38	9 250	2 318	458	233
781, 2	Motion picture production, distribution, and services	—	—	—	—	—
783	Motion picture theaters	2	(D)	(D)	(D)	AA
784	Video tape rental	13	2 139	456	96	70
792	Theatrical producers (except motion picture), bands, orchestras, and entertainers	3	(D)	(D)	(D)	AA
793	Bowling centers	4	1 199	446	136	53
79 ex. 792, 3; 84	Commercial sports and other amusement and recreation services, including museums	16	4 684	1 221	173	86
80	Health services	108	49 299	19 774	4 728	1 257
801	Offices and clinics of doctors of medicine	33	12 352	5 773	1 360	164
802	Offices and clinics of dentists	31	7 629	2 620	618	126
803	Offices and clinics of doctors of osteopathy	5	(D)	(D)	(D)	BB
804	Offices and clinics of other health practitioners	21	4 198	1 130	234	65
805	Nursing and personal care facilities	9	21 590	9 019	2 236	815
806	Hospitals	—	—	—	—	—
807, 8, 9	Other health services	9	(D)	(D)	(D)	BB
81	Legal services	29	7 518	1 536	337	81
823, 4, 9	Selected educational services	—	—	—	—	—
83	Social services	27	3 146	1 193	307	181
835	Child day care services	17	1 386	599	139	98
832, 3, 6, 9	Other social services	10	1 760	594	168	83
87 ex. 8733	Engineering, accounting, research, management, and related services (except noncommercial research organizations)	48	12 156	5 721	1 315	322
871	Engineering, architectural, and surveying services	18	5 377	2 745	611	145
872	Accounting, auditing, and bookkeeping services	17	3 681	1 734	423	118
873 ex. 8733	Research, development, and testing services (except noncommercial research organizations)	2	(D)	(D)	(D)	AA
874	Management and public relations services	11	(D)	(D)	(D)	BB
89	Services, n.e.c.	3	(D)	(D)	(D)	AA

Table 6. Summary Statistics for Firms Subject to Federal Income Tax for Counties With 350 Establishments or More: 1992 — Con.

[Includes only establishments with payroll. For meaning of abbreviations and symbols, see introductory text. For explanation of terms and comparability of 1987 and 1992 censuses, see appendix A. For information on geographic areas followed by ▲, see appendix F]

SIC code	Geographic area and kind of business or operation	Establishments (number)	Receipts (\$1,000)	Annual payroll (\$1,000)	First-quarter payroll (\$1,000)	Paid employees for pay period including March 12 (number)
GREENE COUNTY						
	Total	1 878	935 133	387 628	85 030	19 961
70 ex. 704	Hotels, rooming houses, camps, and other lodging places (except membership lodging)	45	42 666	11 313	2 490	1 081
7011	Hotels and motels	39	(D)	(D)	(D)	FF
7011 pt.	Hotels	15	(D)	(D)	(D)	FF
7011 pt.	Motels, motor hotels, and tourist courts	24	(D)	(D)	(D)	EE
702, 3	Other lodging places	6	(D)	(D)	(D)	CC
72	Personal services	244	55 651	19 791	4 792	1 659
721	Laundry, cleaning, and garment services	64	27 351	9 934	2 346	616
7211	Power laundries, family and commercial*	3	(D)	(D)	(D)	CC
7213	Linen supply*	3	(D)	(D)	(D)	CC
7215	Coin-operated laundries and drycleaning	18	(D)	(D)	(D)	BB
7216	Drycleaning plants, except rug cleaning*	22	(D)	(D)	(D)	CC
7217	Carpet and upholstery cleaning	9	(D)	(D)	(D)	BB
7218	Industrial launderers*	2	(D)	(D)	(D)	CC
7212, 9	Other laundry, cleaning, and garment services*	7	(D)	(D)	(D)	BB
722	Photographic studios, portrait	16	(D)	(D)	(D)	BB
723, 4	Beauty and barber shops	106	12 276	5 431	1 262	543
723	Beauty shops	104	(D)	(D)	(D)	FF
724	Barber shops	2	(D)	(D)	(D)	AA
725	Shoe repair shops and shoeshine parlors	7	635	171	43	14
726	Funeral service and crematories	15	6 397	1 351	289	66
729	Miscellaneous personal services	36	(D)	(D)	(D)	EE
73	Business services	305	137 338	59 053	13 452	4 578
731	Advertising	36	(D)	(D)	(D)	EE
732	Consumer credit reporting agencies, mercantile reporting agencies, and adjustment and collection agencies	15	7 672	2 633	547	123
733	Mailing, reproduction, commercial art and photography, and stenographic services	29	(D)	(D)	(D)	CC
734	Services to dwellings and other buildings	74	15 966	7 277	1 613	801
735	Miscellaneous equipment rental and leasing	25	(D)	(D)	(D)	CC
736	Personnel supply services	26	(D)	(D)	(D)	GG
737	Computer programming, data processing, and other computer related services	32	(D)	(D)	(D)	CC
7371, 2, 3	Computer programming, prepackaged software, and integrated systems	18	19 581	8 407	1 642	198
7374, 5, 6	Data processing services	8	(D)	(D)	(D)	BB
7377, 8, 9	Computer rental and leasing, maintenance, and related services, n.e.c.	6	(D)	(D)	(D)	AA
738	Miscellaneous business services	68	28 756	11 095	2 689	1 186
75	Automotive repair, services, and parking	236	106 529	24 584	5 715	1 608
751	Automotive rental and leasing, without drivers	18	31 447	3 753	881	177
752	Automobile parking	3	(D)	(D)	(D)	AA
753	Automotive repair shops	178	62 979	17 245	4 010	966
7532	Top, body, and upholstery repair shops and paint shops	52	15 396	4 948	1 129	258
7538	General automotive repair shops	80	26 153	7 646	1 819	442
7533, 4, 6, 7, 9	Other automotive repair shops	46	21 430	4 651	1 062	266
754	Automotive services, except repair	37	(D)	(D)	(D)	EE
76	Miscellaneous repair services	104	36 069	9 997	2 396	696
762	Electrical repair shops	26	(D)	(D)	(D)	EE
7622	Radio and television repair shops	9	(D)	(D)	(D)	BB
7623, 9	Other electrical and electronic repair shops	17	(D)	(D)	(D)	CC
763	Watch, clock, and jewelry repair	2	(D)	(D)	(D)	AA
764	Reupholstery and furniture repair	11	875	212	48	23
769	Miscellaneous repair and related services	65	19 286	5 076	1 204	398
78, 79, 84	Amusement and recreation services, including motion pictures and museums	110	38 451	8 246	1 853	994
781, 2	Motion picture production, distribution, and services	8	(D)	(D)	(D)	BB
783	Motion picture theaters	9	(D)	(D)	(D)	CC
784	Video tape rental	21	4 584	704	168	121
792	Theatrical producers (except motion picture), bands, orchestras, and entertainers	5	(D)	(D)	(D)	BB
793	Bowling centers	5	(D)	(D)	(D)	BB
79 ex. 792, 3, 84	Commercial sports and other amusement and recreation services, including museums	62	21 592	5 342	1 087	581
80	Health services	410	367 012	191 624	40 030	6 325
801	Offices and clinics of doctors of medicine	142	196 959	120 302	24 407	2 010
802	Offices and clinics of dentists	113	34 613	13 475	2 823	560
803	Offices and clinics of doctors of osteopathy	17	(D)	(D)	(D)	BB
804	Offices and clinics of other health practitioners	66	13 626	4 097	761	197
805	Nursing and personal care facilities	20	30 181	13 978	3 285	1 422
806	Hospitals	3	49 223	18 718	3 945	956
807, 8, 9	Other health services	49	(D)	(D)	(D)	GG
81	Legal services	141	57 327	21 843	4 754	803
823, 4, 9	Selected educational services	20	(D)	(D)	(D)	CC

Table 6. Summary Statistics for Firms Subject to Federal Income Tax for Counties With 350 Establishments or More: 1992 — Con.

[Includes only establishments with payroll. For meaning of abbreviations and symbols, see introductory text. For explanation of terms and comparability of 1987 and 1992 censuses, see appendix A. For information on geographic areas followed by ▲, see appendix F]

SIC code	Geographic area and kind of business or operation	Establishments (number)	Receipts (\$1,000)	Annual payroll (\$1,000)	First-quarter payroll (\$1,000)	Paid employees for pay period including March 12 (number)
GREENE COUNTY—Con.						
83	Social services	60	(D)	(D)	(D)	EE
835	Child day care services	38	(D)	(D)	(D)	EE
832, 3, 6, 9	Other social services	22	(D)	(D)	(D)	CC
87 ex. 8733	Engineering, accounting, research, management, and related services (except noncommercial research organizations)	196	79 005	35 419	8 141	1 625
871	Engineering, architectural, and surveying services	51	28 673	13 719	2 899	464
872	Accounting, auditing, and bookkeeping services	79	(D)	(D)	(D)	EE
873 ex. 8733	Research, development, and testing services (except noncommercial research organizations)	9	(D)	(D)	(D)	BB
874	Management and public relations services	57	(D)	(D)	(D)	FF
89	Services, n.e.c.	7	(D)	(D)	(D)	AA
JACKSON COUNTY						
	Total	5 365	3 758 053	1 628 619	356 317	70 413
70 ex. 704	Hotels, rooming houses, camps, and other lodging places (except membership lodging)	83	(D)	(D)	(D)	HH
7011	Hotels and motels	77	167 791	50 527	11 735	4 292
7011 pt.	Hotels	53	158 190	48 355	11 340	4 005
7011 pt.	Hotels, 25 guestrooms or more	46	(D)	(D)	(D)	HH
7011 pt.	Hotels, less than 25 guestrooms	7	(D)	(D)	(D)	AA
7011 pt.	Motels, motor hotels, and tourist courts	24	9 601	2 172	395	287
7011 pt.	Motels, tourist courts	21	8 049	1 696	289	221
7011 pt.	Motor hotels	3	1 552	476	106	66
702, 3	Other lodging places	6	(D)	(D)	(D)	AA
702	Rooming and boarding houses	4	(D)	(D)	(D)	AA
703	Camps and recreational vehicle parks	2	(D)	(D)	(D)	AA
72	Personal services	615	159 141	59 378	14 083	5 015
721	Laundry, cleaning, and garment services	189	74 636	26 070	5 955	2 071
7211	Power laundries, family and commercial*	2	(D)	(D)	(D)	BB
7213	Linen supply*	3	13 497	4 887	1 090	308
7215	Coin-operated laundries and drycleaning	36	7 519	1 156	266	106
7216	Drycleaning plants, except rug cleaning*	73	19 770	7 906	1 932	665
7217	Carpet and upholstery cleaning	39	7 953	2 720	627	437
7218	Industrial launderers*	5	(D)	(D)	(D)	EE
7212, 9	Other laundry, cleaning, and garment services*	31	(D)	(D)	(D)	CC
7212	Garment pressing, and agents for laundries and drycleaners	13	(D)	(D)	(D)	BB
7219	Laundry and garment services, n.e.c.*	18	(D)	(D)	(D)	BB
722	Photographic studios, portrait	39	7 637	2 017	460	211
723, 4	Beauty and barber shops	247	31 009	14 680	3 499	1 235
723	Beauty shops	229	29 225	14 022	3 341	1 189
724	Barber shops	18	1 784	658	158	46
725	Shoe repair shops and shoeshine parlors	9	749	250	70	25
726	Funeral service and crematories	40	20 218	6 022	1 285	314
729	Miscellaneous personal services	91	24 892	10 339	2 814	1 159
7291	Tax return preparation services	27	6 997	4 205	1 459	684
7299	Miscellaneous personal services, n.e.c.	64	17 895	6 134	1 355	475
73	Business services	997	771 931	303 667	72 730	22 977
731	Advertising	69	80 347	32 881	7 820	848
7311	Advertising agencies	57	(D)	(D)	(D)	FF
7312	Outdoor advertising services	5	(D)	(D)	(D)	BB
7313	Radio, television, publishers' advertising representatives	3	(D)	(D)	(D)	AA
7319	Advertising, n.e.c.	4	(D)	(D)	(D)	AA
732	Consumer credit reporting agencies, mercantile reporting agencies, and adjustment and collection agencies	22	15 651	4 859	1 060	240
7322	Adjustment and collection services	20	(D)	(D)	(D)	CC
7323	Credit reporting services	2	(D)	(D)	(D)	BB
733	Mailing, reproduction, commercial art and photography, and stenographic services	112	55 354	17 781	4 198	832
7331	Direct mail advertising services	12	(D)	(D)	(D)	CC
7334	Photocopying and duplicating services	22	15 800	5 383	1 238	298
7335, 6	Commercial photography, art, and graphics	58	23 480	7 591	1 795	284
7335	Commercial photography	19	5 959	1 994	398	71
7336	Commercial art and graphic design	39	17 521	5 597	1 397	213
7338	Secretarial and court reporting services	20	(D)	(D)	(D)	CC
734	Services to dwellings and other buildings	215	81 258	47 373	10 696	5 001
7342	Disinfecting and pest control services	32	16 470	6 548	1 413	270
7349	Building cleaning and maintenance services, n.e.c.	183	64 788	40 825	9 283	4 731
735	Miscellaneous equipment rental and leasing	93	89 536	19 356	4 428	835
7352	Medical equipment rental and leasing	7	(D)	(D)	(D)	BB
7353	Heavy construction equipment rental and leasing	6	(D)	(D)	(D)	BB
7359	Equipment rental and leasing, n.e.c.	80	63 717	14 155	3 236	655
736	Personnel supply services	111	86 711	58 562	14 746	8 919
7361	Employment agencies	41	8 647	4 531	986	305
7363	Help supply services	70	78 064	54 031	13 760	8 614
7363 pt.	Temporary help supply	53	62 594	42 069	9 719	7 348
7363 pt.	Help supply, except temporary	17	15 470	11 962	4 041	1 266

Table 6. Summary Statistics for Firms Subject to Federal Income Tax for Counties With 350 Establishments or More: 1992 — Con.

[Includes only establishments with payroll. For meaning of abbreviations and symbols, see introductory text. For explanation of terms and comparability of 1987 and 1992 censuses, see appendix A. For information on geographic areas followed by ▲, see appendix F]

SIC code	Geographic area and kind of business or operation	Establishments (number)	Receipts (\$1,000)	Annual payroll (\$1,000)	First-quarter payroll (\$1,000)	Paid employees for pay period including March 12 (number)
JACKSON COUNTY—Con.						
73	Business services—Con.					
737	Computer programming, data processing, and other computer related services -----	138	148 058	51 653	12 334	1 734
7371, 2, 3	Computer programming, prepackaged software, and integrated systems -----	80	(D)	(D)	(D)	FF
7371	Computer programming services -----	50	(D)	(D)	(D)	EE
7372	Prepackaged software -----	17	13 866	2 926	646	84
7373	Computer integrated systems -----	13	(D)	(D)	(D)	EE
7374, 5, 6	Data processing services -----	29	44 439	13 239	3 368	627
7374, 5	Computer processing, information retrieval -----	26	(D)	(D)	(D)	FF
7376	Computer facilities management services -----	3	(D)	(D)	(D)	BB
7377, 8, 9	Computer rental and leasing, maintenance, and related services, n.e.c. -----	29	(D)	(D)	(D)	EE
7377	Computer rental and leasing -----	3	(D)	(D)	(D)	BB
7378	Computer maintenance and repair -----	8	(D)	(D)	(D)	AA
7379	Computer related services, n.e.c. -----	18	(D)	(D)	(D)	CC
738	Miscellaneous business services -----	237	215 016	71 202	17 448	4 568
7381, 2	Detective agencies and protective services -----	51	74 757	30 346	7 967	2 308
7381	Detective, guard, and armored car services -----	42	(D)	(D)	(D)	GG
7382	Security systems services -----	9	(D)	(D)	(D)	EE
7383	News syndicates -----	3	(D)	(D)	(D)	CC
7384	Photofinishing laboratories* -----	28	(D)	(D)	(D)	FF
7389	Business services, n.e.c. -----	155	(D)	(D)	(D)	GG
7389 pt.	Sign painting shops -----	11	(D)	(D)	(D)	BB
7389 pt.	Interior designing -----	21	5 624	837	237	61
7389 pt.	Telephone answering services -----	11	(D)	(D)	(D)	EE
7389 pt.	Other business services -----	112	(D)	(D)	(D)	GG
75	Automotive repair, services, and parking -----	606	241 339	52 463	12 571	3 063
751	Automotive rental and leasing, without drivers -----	33	77 292	9 239	2 241	490
7513	Truck rental and leasing, without drivers -----	16	(D)	(D)	(D)	CC
7514, 5	Passenger car rental and leasing -----	17	(D)	(D)	(D)	CC
7514	Passenger car rental -----	13	16 100	3 588	898	236
7515	Passenger car leasing -----	4	(D)	(D)	(D)	AA
7519	Utility trailer and recreational vehicle rental -----	-	-	-	-	-
752	Automobile parking -----	118	(D)	(D)	(D)	EE
753	Automotive repair shops -----	369	127 312	34 789	8 221	1 722
7532	Top, body, and upholstery repair shops and paint shops -----	90	36 439	12 844	2 908	604
7532 pt.	Top and body repair shops -----	89	(D)	(D)	(D)	FF
7532 pt.	Paint shops -----	1	(D)	(D)	(D)	AA
7538	General automotive repair shops -----	175	63 421	14 219	3 371	701
7538 pt.	General automotive repair shops, except diesel -----	159	38 656	10 810	2 561	564
7538 pt.	Diesel repair shops -----	16	24 765	3 409	810	137
7533, 4, 6, 7, 9	Other automotive repair shops -----	104	27 452	7 726	1 942	417
7533	Automotive exhaust system repair shops -----	20	5 857	1 519	335	80
7534	Tire retreading and repair shops -----	7	2 282	656	197	40
7536	Automotive glass replacement shops -----	13	6 004	1 823	433	60
7537	Automotive transmission repair shops -----	24	4 697	1 082	274	77
7539	Automotive repair shops, n.e.c. -----	40	8 612	2 646	703	160
7539 pt.	Radiator repair -----	5	(D)	(D)	(D)	BB
7539 pt.	Brake, front end, and wheel alignment -----	17	3 114	1 106	282	53
7539 pt.	Automotive electrical and fuel system services -----	13	2 863	857	204	54
7539 pt.	Other automotive repair shops, n.e.c. -----	5	(D)	(D)	(D)	BB
754	Automotive services, except repair -----	86	(D)	(D)	(D)	FF
7542	Carwashes -----	49	(D)	(D)	(D)	EE
7549	Automotive services, except repair and carwashes -----	37	10 089	2 944	718	212
76	Miscellaneous repair services -----	229	100 317	34 468	8 329	1 591
762	Electrical repair shops -----	69	29 643	11 597	2 862	600
7622	Radio and television repair shops -----	26	(D)	(D)	(D)	CC
7623, 9	Other electrical and electronic repair shops -----	43	(D)	(D)	(D)	EE
7623	Refrigeration and air-conditioning service and repair shops -----	12	3 458	1 128	252	46
7629	Electrical and electronic repair shops, n.e.c. -----	31	(D)	(D)	(D)	EE
763	Watch, clock, and jewelry repair -----	7	(D)	(D)	(D)	BB
764	Reupholstery and furniture repair -----	26	4 445	1 715	409	117
769	Miscellaneous repair and related services -----	127	(D)	(D)	(D)	FF
7692	Welding repair -----	11	2 261	977	225	39
7694	Armature rewinding shops -----	8	10 706	3 267	794	97
7699	Repair shops and related services, n.e.c. -----	108	(D)	(D)	(D)	FF
78, 79, 84	Amusement and recreation services, including motion pictures and museums -----	254	167 887	120 165	17 158	3 259
781, 2	Motion picture production, distribution, and services -----	22	16 337	4 843	1 146	149
783	Motion picture theaters -----	25	(D)	(D)	(D)	FF
7832	Motion picture theaters, except drive-in -----	21	30 499	3 834	945	508
7833	Drive-in motion picture theaters -----	4	(D)	(D)	(D)	BB
784	Video tape rental -----	56	24 926	3 757	943	455
792	Theatrical producers (except motion picture), bands, orchestras, and entertainers -----	20	(D)	(D)	(D)	CC
7922	Theatrical producers (except motion picture) and miscellaneous theatrical services -----	10	(D)	(D)	(D)	CC
7929	Bands, orchestras, actors, and other entertainers and entertainment groups -----	10	(D)	(D)	(D)	BB
793	Bowling centers -----	15	8 273	2 437	610	269

Table 6. Summary Statistics for Firms Subject to Federal Income Tax for Counties With 350 Establishments or More: 1992 — Con.

[Includes only establishments with payroll. For meaning of abbreviations and symbols, see introductory text. For explanation of terms and comparability of 1987 and 1992 censuses, see appendix A. For information on geographic areas followed by ▲, see appendix F]

SIC code	Geographic area and kind of business or operation	Establishments (number)	Receipts (\$1,000)	Annual payroll (\$1,000)	First-quarter payroll (\$1,000)	Paid employees for pay period including March 12 (number)
JACKSON COUNTY—Con.						
78, 79, 84	Amusement and recreation services, including motion pictures and museums—Con.					
79 ex. 792, 3, 84	Commercial sports and other amusement and recreation services, including museums -----	116	80 130	102 990	13 048	1 638
794	Commercial sports -----	8	(D)	(D)	(D)	FF
7941	Professional sports clubs, managers, promoters -----	6	47 271	93 786	11 089	570
7948	Racing, including track operation -----	2	(D)	(D)	(D)	AA
79 ex. 792, 3, 4, 84	Other amusement and recreation services, including museums ----	108	(D)	(D)	(D)	GG
791	Dance studios, schools, and halls -----	19	(D)	(D)	(D)	BB
7991	Physical fitness facilities -----	16	(D)	(D)	(D)	EE
7992	Public golf courses -----	8	3 862	1 103	260	159
7993	Coin-operated amusement devices -----	12	3 166	532	133	44
7996	Amusement parks -----	2	(D)	(D)	(D)	AA
7997	Membership sports and recreation clubs -----	11	4 175	1 219	222	110
7999, 84	Amusement and recreation services, including museums, n.e.c. -	40	(D)	(D)	(D)	EE
7999 pt.	Concession operators of amusement devices and rides -----	3	(D)	(D)	(D)	BB
7999 pt., 84	Carnivals, circuses, and fairs -----	—	(D)	(D)	(D)	—
	Other recreation and amusements, including museums -----	37	(D)	(D)	(D)	EE
80	Health services -----	1 208	879 883	433 682	94 476	12 988
801	Offices and clinics of doctors of medicine -----	507	475 941	279 798	59 567	4 734
8011 pt.	Offices of doctors of medicine -----	478	452 025	266 938	56 627	4 486
8011 pt.	General medical clinics -----	29	23 916	12 860	2 940	248
802	Offices and clinics of dentists -----	296	80 049	29 402	6 537	1 399
803	Offices and clinics of doctors of osteopathy -----	52	20 756	10 234	1 937	262
804	Offices and clinics of other health practitioners -----	179	34 516	12 405	2 736	582
8041	Offices and clinics of chiropractors -----	74	10 401	2 737	645	213
8042	Offices and clinics of optometrists -----	21	4 936	1 624	375	69
8043	Offices and clinics of podiatrists -----	16	(D)	(D)	(D)	BB
8049	Offices and clinics of health practitioners, n.e.c. -----	68	(D)	(D)	(D)	CC
805	Nursing and personal care facilities -----	64	83 642	38 723	9 917	3 550
8051	Skilled nursing care facilities -----	44	70 833	32 959	8 295	2 904
8052	Intermediate care facilities -----	12	5 194	2 365	771	371
8059	Nursing and personal care facilities, n.e.c. -----	8	7 615	3 399	851	275
806	Hospitals -----	4	(D)	(D)	(D)	FF
8062	General medical and surgical hospitals -----	—	(D)	(D)	(D)	—
8063, 9	Specialty hospitals -----	4	(D)	(D)	(D)	FF
807, 8, 9	Other health services -----	106	(D)	(D)	(D)	GG
807	Medical and dental laboratories -----	50	(D)	(D)	(D)	FF
8071	Medical laboratories -----	26	(D)	(D)	(D)	EE
8072	Dental laboratories -----	24	(D)	(D)	(D)	CC
808	Home health care services -----	15	17 759	7 635	1 696	529
809	Miscellaneous health and allied services, n.e.c. -----	41	(D)	(D)	(D)	FF
8092	Kidney dialysis centers -----	2	(D)	(D)	(D)	BB
8093	Specialty outpatient facilities, n.e.c. -----	22	44 095	12 743	2 869	401
8099	Health and allied services, n.e.c. -----	17	(D)	(D)	(D)	EE
81	Legal services -----	476	471 690	188 440	40 419	4 720
823, 4, 9	Selected educational services -----	50	30 644	6 280	1 509	497
823	Libraries -----	3	(D)	(D)	(D)	AA
824	Vocational schools -----	19	(D)	(D)	(D)	CC
829	Schools and educational services, n.e.c. -----	28	(D)	(D)	(D)	EE
83	Social services -----	182	38 298	16 935	3 809	1 715
835	Child day care services -----	108	17 629	8 048	1 804	1 037
832, 3, 6, 9	Other social services -----	74	20 669	8 887	2 005	678
87 ex. 8733	Engineering, accounting, research, management, and related services (except noncommercial research organizations) -----	631	720 882	360 162	78 916	10 200
871	Engineering, architectural, and surveying services -----	206	440 879	242 839	51 025	5 702
8711	Engineering services -----	116	370 130	214 120	44 792	4 914
8712	Architectural services -----	79	56 424	20 902	4 569	591
8713	Surveying services -----	11	14 325	7 817	1 664	197
872	Accounting, auditing, and bookkeeping services -----	216	170 114	71 296	16 564	2 645
873 ex. 8733	Research, development, and testing services (except noncommercial research organizations) -----	29	11 637	4 903	1 097	277
8731	Commercial physical and biological research -----	7	(D)	(D)	(D)	BB
8732	Commercial economic, sociological, and educational research ----	14	(D)	(D)	(D)	CC
8734	Testing laboratories -----	8	(D)	(D)	(D)	BB
874	Management and public relations services -----	180	98 252	41 124	10 230	1 576
8741	Management services -----	51	37 781	16 146	4 342	892
8742	Management consulting services -----	77	31 684	13 197	3 003	343
8743	Public relations services -----	21	17 040	6 340	1 567	154
8744	Facilities support management services -----	1	(D)	(D)	(D)	AA
8748	Business consulting services, n.e.c. -----	30	(D)	(D)	(D)	CC
89	Services, n.e.c. -----	34	(D)	(D)	(D)	BB

Table 6. Summary Statistics for Firms Subject to Federal Income Tax for Counties With 350 Establishments or More: 1992 — Con.

[Includes only establishments with payroll. For meaning of abbreviations and symbols, see introductory text. For explanation of terms and comparability of 1987 and 1992 censuses, see appendix A. For information on geographic areas followed by ▲, see appendix F]

SIC code	Geographic area and kind of business or operation	Establishments (number)	Receipts (\$1,000)	Annual payroll (\$1,000)	First-quarter payroll (\$1,000)	Paid employees for pay period including March 12 (number)
JASPER COUNTY						
	Total	784	266 368	104 135	21 040	6 129
70 ex. 704	Hotels, rooming houses, camps, and other lodging places (except membership lodging)	24	(D)	(D)	(D)	CC
7011	Hotels and motels	23	6 509	1 498	330	200
7011 pt.	Hotels	5	(D)	(D)	(D)	CC
7011 pt.	Motels, motor hotels, and tourist courts	18	(D)	(D)	(D)	BB
702, 3	Other lodging places	1	(D)	(D)	(D)	AA
72	Personal services	81	13 546	4 681	1 142	492
721	Laundry, cleaning, and garment services	22	5 267	2 027	448	185
7211	Power laundries, family and commercial*	—	—	—	—	—
7213	Linen supply*	—	—	—	—	—
7215	Coin-operated laundries and drycleaning	3	(D)	(D)	(D)	AA
7216	Drycleaning plants, except rug cleaning*	10	(D)	(D)	(D)	BB
7217	Carpet and upholstery cleaning	7	642	162	35	32
7218	Industrial laundriers*	2	(D)	(D)	(D)	BB
7212, 9	Other laundry, cleaning, and garment services*	—	—	—	—	—
722	Photographic studios, portrait	6	(D)	(D)	(D)	BB
723, 4	Beauty and barber shops	32	2 011	798	182	102
723	Beauty shops	32	2 011	798	182	102
724	Barber shops	—	—	—	—	—
725	Shoe repair shops and shoeshine parlors	1	(D)	(D)	(D)	AA
726	Funeral service and crematories	9	3 498	1 057	254	54
729	Miscellaneous personal services	11	(D)	(D)	(D)	CC
73	Business services	107	44 518	22 949	3 739	1 508
731	Advertising	9	(D)	(D)	(D)	BB
732	Consumer credit reporting agencies, mercantile reporting agencies, and adjustment and collection agencies	2	(D)	(D)	(D)	AA
733	Mailing, reproduction, commercial art and photography, and stenographic services	5	(D)	(D)	(D)	BB
734	Services to dwellings and other buildings	22	2 862	1 110	251	124
735	Miscellaneous equipment rental and leasing	17	6 403	1 502	316	88
736	Personnel supply services	12	(D)	(D)	(D)	FF
737	Computer programming, data processing, and other computer related services	16	(D)	(D)	(D)	BB
7371, 2, 3	Computer programming, prepackaged software, and integrated systems	12	6 068	2 643	292	63
7374, 5, 6	Data processing services	3	(D)	(D)	(D)	AA
7377, 8, 9	Computer rental and leasing, maintenance, and related services, n.e.c.	1	(D)	(D)	(D)	AA
738	Miscellaneous business services	24	4 527	1 960	416	279
75	Automotive repair, services, and parking	106	22 538	5 838	1 355	398
751	Automotive rental and leasing, without drivers	6	(D)	(D)	(D)	BB
752	Automobile parking	—	—	—	—	—
753	Automotive repair shops	79	17 640	4 783	1 114	305
7532	Top, body, and upholstery repair shops and paint shops	21	4 702	1 564	346	84
7538	General automotive repair shops	36	8 186	1 962	466	146
7533, 4, 6, 7, 9	Other automotive repair shops	22	4 752	1 257	302	75
754	Automotive services, except repair	21	(D)	(D)	(D)	BB
76	Miscellaneous repair services	48	9 909	2 989	695	203
762	Electrical repair shops	15	(D)	(D)	(D)	BB
7622	Radio and television repair shops	2	(D)	(D)	(D)	AA
7623, 9	Other electrical and electronic repair shops	13	(D)	(D)	(D)	BB
763	Watch, clock, and jewelry repair	3	436	91	22	8
764	Reupholstery and furniture repair	5	238	99	28	13
769	Miscellaneous repair and related services	25	(D)	(D)	(D)	BB
78, 79, 84	Amusement and recreation services, including motion pictures and museums	53	13 840	3 932	800	426
781, 2	Motion picture production, distribution, and services	4	(D)	(D)	(D)	BB
783	Motion picture theaters	4	(D)	(D)	(D)	BB
784	Video tape rental	10	(D)	(D)	(D)	BB
792	Theatrical producers (except motion picture), bands, orchestras, and entertainers	2	(D)	(D)	(D)	AA
793	Bowling centers	4	(D)	(D)	(D)	BB
79 ex. 792, 3, 84	Commercial sports and other amusement and recreation services, including museums	29	(D)	(D)	(D)	CC
80	Health services	232	112 319	46 653	9 519	2 136
801	Offices and clinics of doctors of medicine	94	55 305	23 644	4 414	494
802	Offices and clinics of dentists	46	13 044	4 552	1 047	244
803	Offices and clinics of doctors of osteopathy	18	(D)	(D)	(D)	BB
804	Offices and clinics of other health practitioners	35	(D)	(D)	(D)	CC
805	Nursing and personal care facilities	11	11 979	5 659	1 341	594
806	Hospitals	—	—	—	—	—
807, 8, 9	Other health services	28	(D)	(D)	(D)	FF
81	Legal services	49	15 210	4 309	884	180
823, 4, 9	Selected educational services	3	(D)	(D)	(D)	BB

Table 6. Summary Statistics for Firms Subject to Federal Income Tax for Counties With 350 Establishments or More: 1992 — Con.

[Includes only establishments with payroll. For meaning of abbreviations and symbols, see introductory text. For explanation of terms and comparability of 1987 and 1992 censuses, see appendix A. For information on geographic areas followed by ▲, see appendix F]

SIC code	Geographic area and kind of business or operation	Establishments (number)	Receipts (\$1,000)	Annual payroll (\$1,000)	First-quarter payroll (\$1,000)	Paid employees for pay period including March 12 (number)
JASPER COUNTY—Con.						
83	Social services	27	(D)	(D)	(D)	CC
835	Child day care services	14	(D)	(D)	(D)	BB
832, 3, 6, 9	Other social services	13	2 532	1 028	170	95
87 ex. 8733	Engineering, accounting, research, management, and related services (except noncommercial research organizations)	53	23 130	9 454	2 189	374
871	Engineering, architectural, and surveying services	15	10 428	5 173	1 162	184
872	Accounting, auditing, and bookkeeping services	27	(D)	(D)	(D)	CC
873 ex. 8733	Research, development, and testing services (except noncommercial research organizations)	1	(D)	(D)	(D)	AA
874	Management and public relations services	10	(D)	(D)	(D)	BB
89	Services, n.e.c.	1	(D)	(D)	(D)	AA
JEFFERSON COUNTY						
	Total	737	204 003	70 106	15 550	5 054
70 ex. 704	Hotels, rooming houses, camps, and other lodging places (except membership lodging)	10	(D)	(D)	(D)	BB
7011	Hotels and motels	8	3 889	827	166	82
7011 pt.	Hotels	4	(D)	(D)	(D)	BB
7011 pt.	Motels, motor hotels, and tourist courts	4	(D)	(D)	(D)	BB
702, 3	Other lodging places	2	(D)	(D)	(D)	AA
72	Personal services	108	13 470	4 295	963	459
721	Laundry, cleaning, and garment services	27	3 168	1 019	231	118
7211	Power laundries, family and commercial*	—	—	—	—	—
7213	Linen supply*	—	—	—	—	—
7215	Coin-operated laundries and drycleaning	10	1 411	438	105	60
7216	Drycleaning plants, except rug cleaning*	7	1 014	353	85	34
7217	Carpet and upholstery cleaning	7	(D)	(D)	(D)	AA
7218	Industrial laundriers*	—	—	—	—	—
7212, 9	Other laundry, cleaning, and garment services*	3	(D)	(D)	(D)	AA
722	Photographic studios, portrait	7	1 382	321	40	32
723, 4	Beauty and barber shops	51	4 245	1 626	360	182
723	Beauty shops	51	4 245	1 626	360	182
724	Barber shops	—	—	—	—	—
725	Shoe repair shops and shoeshine parlors	—	—	—	—	—
726	Funeral service and crematories	11	3 149	1 052	205	56
729	Miscellaneous personal services	12	1 526	277	127	71
73	Business services	102	26 809	11 908	2 288	1 002
731	Advertising	2	(D)	(D)	(D)	AA
732	Consumer credit reporting agencies, mercantile reporting agencies, and adjustment and collection agencies	3	(D)	(D)	(D)	AA
733	Mailing, reproduction, commercial art and photography, and stenographic services	4	(D)	(D)	(D)	AA
734	Services to dwellings and other buildings	42	4 443	1 940	456	207
735	Miscellaneous equipment rental and leasing	12	4 303	1 031	237	82
736	Personnel supply services	1	(D)	(D)	(D)	BB
737	Computer programming, data processing, and other computer related services	14	3 058	1 259	275	88
7371, 2, 3	Computer programming, prepackaged software, and integrated systems	8	(D)	(D)	(D)	AA
7374, 5, 6	Data processing services	4	(D)	(D)	(D)	BB
7377, 8, 9	Computer rental and leasing, maintenance, and related services, n.e.c.	2	(D)	(D)	(D)	AA
738	Miscellaneous business services	24	(D)	(D)	(D)	FF
75	Automotive repair, services, and parking	122	31 497	8 665	2 101	532
751	Automotive rental and leasing, without drivers	2	(D)	(D)	(D)	AA
752	Automobile parking	—	—	—	—	—
753	Automotive repair shops	108	28 232	7 680	1 851	426
7532	Top, body, and upholstery repair shops and paint shops	31	9 913	3 249	801	149
7538	General automotive repair shops	53	11 940	2 916	694	171
7533, 4, 6, 7, 9	Other automotive repair shops	24	6 379	1 515	356	106
754	Automotive services, except repair	12	(D)	(D)	(D)	BB
76	Miscellaneous repair services	48	8 874	2 636	711	128
762	Electrical repair shops	18	3 058	804	213	44
7622	Radio and television repair shops	2	(D)	(D)	(D)	AA
7623, 9	Other electrical and electronic repair shops	16	(D)	(D)	(D)	BB
763	Watch, clock, and jewelry repair	2	(D)	(D)	(D)	AA
764	Reupholstery and furniture repair	5	276	77	16	9
769	Miscellaneous repair and related services	23	(D)	(D)	(D)	BB

Table 6. Summary Statistics for Firms Subject to Federal Income Tax for Counties With 350 Establishments or More: 1992 — Con.

[Includes only establishments with payroll. For meaning of abbreviations and symbols, see introductory text. For explanation of terms and comparability of 1987 and 1992 censuses, see appendix A. For information on geographic areas followed by ▲, see appendix F]

SIC code	Geographic area and kind of business or operation	Establishments (number)	Receipts (\$1,000)	Annual payroll (\$1,000)	First-quarter payroll (\$1,000)	Paid employees for pay period including March 12 (number)
JEFFERSON COUNTY—Con.						
78, 79, 84	Amusement and recreation services, including motion pictures and museums	73	20 364	4 771	972	565
781, 2	Motion picture production, distribution, and services	2	(D)	(D)	(D)	AA
783	Motion picture theaters	1	(D)	(D)	(D)	AA
784	Video tape rental	22	2 304	528	102	82
792	Theatrical producers (except motion picture), bands, orchestras, and entertainers	2	(D)	(D)	(D)	AA
793	Bowling centers	5	3 546	1 176	299	169
79 ex. 792, 3; 84	Commercial sports and other amusement and recreation services, including museums	41	13 228	2 779	492	293
80	Health services	148	71 016	27 740	6 267	1 635
801	Offices and clinics of doctors of medicine	50	23 046	7 569	1 551	222
802	Offices and clinics of dentists	42	10 402	3 991	968	187
803	Offices and clinics of doctors of osteopathy	9	(D)	(D)	(D)	BB
804	Offices and clinics of other health practitioners	24	4 848	1 434	348	73
805	Nursing and personal care facilities	14	24 904	11 137	2 515	890
806	Hospitals	—	—	—	—	—
807, 8, 9	Other health services	9	(D)	(D)	(D)	CC
81	Legal services	26	8 712	1 970	496	110
823, 4, 9	Selected educational services	3	(D)	(D)	(D)	BB
83	Social services	47	(D)	(D)	(D)	EE
835	Child day care services	31	3 037	1 505	362	222
832, 3, 6, 9	Other social services	16	(D)	(D)	(D)	BB
87 ex. 8733	Engineering, accounting, research, management, and related services (except noncommercial research organizations)	48	8 242	3 972	817	170
871	Engineering, architectural, and surveying services	15	4 215	2 278	430	80
872	Accounting, auditing, and bookkeeping services	24	2 440	1 062	255	63
873 ex. 87333	Research, development, and testing services (except noncommercial research organizations)	2	(D)	(D)	(D)	AA
874	Management and public relations services	7	(D)	(D)	(D)	AA
89	Services, n.e.c.	2	(D)	(D)	(D)	AA
PLATTE COUNTY						
	Total	393	239 123	70 272	17 169	4 502
70 ex. 704	Hotels, rooming houses, camps, and other lodging places (except membership lodging)	17	(D)	(D)	(D)	FF
7011	Hotels and motels	15	33 220	10 117	2 342	956
7011 pt.	Hotels	9	30 905	9 626	2 236	885
7011 pt.	Motels, motor hotels, and tourist courts	6	2 315	491	106	71
702, 3	Other lodging places	2	(D)	(D)	(D)	AA
72	Personal services	52	5 381	1 664	411	205
721	Laundry, cleaning, and garment services	18	2 128	570	136	78
7211	Power laundries, family and commercial*	—	—	—	—	—
7213	Linen supply*	1	(D)	(D)	(D)	AA
7215	Coin-operated laundries and drycleaning	8	589	117	27	30
7216	Drycleaning plants, except rug cleaning*	5	1 004	341	87	34
7217	Carpet and upholstery cleaning	1	(D)	(D)	(D)	AA
7218	Industrial laundriers*	—	—	—	—	—
7212, 9	Other laundry, cleaning, and garment services*	3	(D)	(D)	(D)	AA
722	Photographic studios, portrait	3	550	54	13	7
723, 4	Beauty and barber shops	24	2 193	897	225	105
723	Beauty shops	24	2 193	897	225	105
724	Barber shops	—	—	—	—	—
725	Shoe repair shops and shoeshine parlors	1	(D)	(D)	(D)	AA
726	Funeral service and crematories	2	(D)	(D)	(D)	AA
729	Miscellaneous personal services	4	(D)	(D)	(D)	AA
73	Business services	78	32 765	13 619	3 502	783
731	Advertising	6	(D)	(D)	(D)	BB
732	Consumer credit reporting agencies, mercantile reporting agencies, and adjustment and collection agencies	2	(D)	(D)	(D)	AA
733	Mailing, reproduction, commercial art and photography, and stenographic services	5	805	254	63	18
734	Services to dwellings and other buildings	20	3 164	1 409	354	120
735	Miscellaneous equipment rental and leasing	5	(D)	(D)	(D)	AA
736	Personnel supply services	4	(D)	(D)	(D)	CC
737	Computer programming, data processing, and other computer related services	17	(D)	(D)	(D)	CC
7371, 2, 3	Computer programming, prepackaged software, and integrated systems	8	(D)	(D)	(D)	CC
7374, 5, 6	Data processing services	2	(D)	(D)	(D)	AA
7377, 8, 9	Computer rental and leasing, maintenance, and related services, n.e.c.	7	(D)	(D)	(D)	BB
738	Miscellaneous business services	19	(D)	(D)	(D)	CC

Table 6. Summary Statistics for Firms Subject to Federal Income Tax for Counties With 350 Establishments or More: 1992 — Con.

[Includes only establishments with payroll. For meaning of abbreviations and symbols, see introductory text. For explanation of terms and comparability of 1987 and 1992 censuses, see appendix A. For information on geographic areas followed by ▲, see appendix F]

SIC code	Geographic area and kind of business or operation	Establishments (number)	Receipts (\$1,000)	Annual payroll (\$1,000)	First-quarter payroll (\$1,000)	Paid employees for pay period including March 12 (number)
PLATTE COUNTY — Con.						
75	Automotive repair, services, and parking	40	85 347	12 357	3 004	658
751	Automotive rental and leasing, without drivers	7	(D)	(D)	(D)	EE
752	Automobile parking	1	(D)	(D)	(D)	BB
753	Automotive repair shops	27	(D)	(D)	(D)	CC
7532	Top, body, and upholstery repair shops and paint shops	9	6 140	2 189	520	97
7538	General automotive repair shops	14	(D)	(D)	(D)	BB
7533, 4, 6, 7, 9	Other automotive repair shops	4	(D)	(D)	(D)	BB
754	Automotive services, except repair	5	(D)	(D)	(D)	BB
76	Miscellaneous repair services	16	6 723	2 356	534	77
762	Electrical repair shops	7	5 174	1 860	412	56
7622	Radio and television repair shops	2	(D)	(D)	(D)	BB
7623, 9	Other electrical and electronic repair shops	5	(D)	(D)	(D)	BB
763	Watch, clock, and jewelry repair	1	(D)	(D)	(D)	AA
764	Reupholstery and furniture repair	2	(D)	(D)	(D)	AA
769	Miscellaneous repair and related services	6	(D)	(D)	(D)	AA
78, 79, 84	Amusement and recreation services, including motion pictures and museums	22	7 043	1 607	582	142
781, 2	Motion picture production, distribution, and services	3	(D)	(D)	(D)	AA
783	Motion picture theaters	—	—	—	—	—
784	Video tape rental	5	(D)	(D)	(D)	BB
792	Theatrical producers (except motion picture), bands, orchestras, and entertainers	2	(D)	(D)	(D)	AA
793	Bowling centers	—	—	—	—	—
79 ex. 792, 3; 84	Commercial sports and other amusement and recreation services, including museums	12	3 916	1 184	468	100
80	Health services	71	36 409	15 731	3 760	1 028
801	Offices and clinics of doctors of medicine	11	7 385	4 087	853	109
802	Offices and clinics of dentists	26	7 025	2 327	556	104
803	Offices and clinics of doctors of osteopathy	5	594	133	39	13
804	Offices and clinics of other health practitioners	18	3 047	870	197	54
805	Nursing and personal care facilities	5	14 215	5 820	1 465	493
806	Hospitals	—	—	—	—	—
807, 8, 9	Other health services	6	4 143	2 494	650	255
81	Legal services	20	(D)	(D)	(D)	BB
823, 4, 9	Selected educational services	1	(D)	(D)	(D)	AA
83	Social services	18	6 345	2 721	631	289
835	Child day care services	11	2 118	970	238	134
832, 3, 6, 9	Other social services	7	4 227	1 751	393	155
87 ex. 8733	Engineering, accounting, research, management, and related services (except noncommercial research organizations)	57	21 043	8 826	2 084	296
871	Engineering, architectural, and surveying services	15	9 079	3 581	852	111
872	Accounting, auditing, and bookkeeping services	18	(D)	(D)	(D)	BB
873 ex. 8733	Research, development, and testing services (except noncommercial research organizations)	3	(D)	(D)	(D)	BB
874	Management and public relations services	21	8 364	3 825	942	112
89	Services, n.e.c.	1	(D)	(D)	(D)	AA
ST. CHARLES COUNTY						
	Total	1 410	619 328	219 053	48 655	13 125
70 ex. 704	Hotels, rooming houses, camps, and other lodging places (except membership lodging)	20	(D)	(D)	(D)	EE
7011	Hotels and motels	17	12 351	3 401	711	354
7011 pt.	Hotels	9	8 640	2 528	535	260
7011 pt.	Motels, motor hotels, and tourist courts	8	3 711	873	176	94
702, 3	Other lodging places	3	(D)	(D)	(D)	AA
72	Personal services	190	112 029	29 673	6 180	2 758
721	Laundry, cleaning, and garment services	45	17 687	4 820	1 117	379
7211	Power laundries, family and commercial*	1	(D)	(D)	(D)	AA
7213	Linen supply*	3	(D)	(D)	(D)	BB
7215	Coin-operated laundries and drycleaning	9	934	171	43	31
7216	Drycleaning plants, except rug cleaning*	17	4 220	1 396	305	131
7217	Carpet and upholstery cleaning	9	1 221	350	71	29
7218	Industrial launderers*	2	(D)	(D)	(D)	CC
7212, 9	Other laundry, cleaning, and garment services*	4	120	14	4	8
722	Photographic studios, portrait	19	(D)	(D)	(D)	GG
723, 4	Beauty and barber shops	92	10 594	4 436	1 058	470
723	Beauty shops	90	(D)	(D)	(D)	EE
724	Barber shops	2	(D)	(D)	(D)	AA
725	Shoe repair shops and shoeshine parlors	2	(D)	(D)	(D)	AA
726	Funeral service and crematories	6	(D)	(D)	(D)	BB
729	Miscellaneous personal services	26	(D)	(D)	(D)	CC

Table 6. Summary Statistics for Firms Subject to Federal Income Tax for Counties With 350 Establishments or More: 1992 — Con.

[Includes only establishments with payroll. For meaning of abbreviations and symbols, see introductory text. For explanation of terms and comparability of 1987 and 1992 censuses, see appendix A. For information on geographic areas followed by ▲, see appendix F]

SIC code	Geographic area and kind of business or operation	Establishments (number)	Receipts (\$1,000)	Annual payroll (\$1,000)	First-quarter payroll (\$1,000)	Paid employees for pay period including March 12 (number)
ST. CHARLES COUNTY — Con.						
73	Business services	251	85 863	38 444	9 290	2 626
731	Advertising	10	3 344	494	109	22
732	Consumer credit reporting agencies, mercantile reporting agencies, and adjustment and collection agencies	5	(D)	(D)	(D)	CC
733	Mailing, reproduction, commercial art and photography, and stenographic services	15	1 253	387	100	40
734	Services to dwellings and other buildings	75	9 675	4 159	1 003	437
735	Miscellaneous equipment rental and leasing	16	5 766	1 212	303	77
736	Personnel supply services	17	15 932	11 547	2 907	1 109
737	Computer programming, data processing, and other computer related services	53	27 935	12 309	3 069	439
7371, 2, 3	Computer programming, prepackaged software, and integrated systems	33	3 552	1 502	338	48
7374, 5, 6	Data processing services	8	22 727	10 287	2 578	371
7377, 8, 9	Computer rental and leasing, maintenance, and related services, n.e.c.	12	1 656	520	153	20
738	Miscellaneous business services	60	(D)	(D)	(D)	EE
75	Automotive repair, services, and parking	178	59 814	16 016	3 646	898
751	Automotive rental and leasing, without drivers	1	(D)	(D)	(D)	AA
752	Automobile parking	1	(D)	(D)	(D)	AA
753	Automotive repair shops	152	50 598	13 626	3 098	649
7532	Top, body, and upholstery repair shops and paint shops	36	11 462	3 709	780	159
7538	General automotive repair shops	73	27 449	6 778	1 454	310
7533, 4, 6, 7, 9	Other automotive repair shops	43	11 687	3 139	864	180
754	Automotive services, except repair	24	(D)	(D)	(D)	CC
76	Miscellaneous repair services	68	(D)	(D)	(D)	CC
762	Electrical repair shops	19	4 055	1 240	276	58
7622	Radio and television repair shops	7	1 200	399	89	22
7623, 9	Other electrical and electronic repair shops	12	2 855	841	187	36
763	Watch, clock, and jewelry repair	5	(D)	(D)	(D)	AA
764	Reupholstery and furniture repair	10	787	250	70	22
769	Miscellaneous repair and related services	34	(D)	(D)	(D)	CC
78, 79, 84	Amusement and recreation services, including motion pictures and museums	107	34 281	8 497	1 726	965
781, 2	Motion picture production, distribution, and services	—	—	—	—	—
783	Motion picture theaters	4	(D)	(D)	(D)	CC
784	Video tape rental	16	(D)	(D)	(D)	CC
792	Theatrical producers (except motion picture), bands, orchestras, and entertainers	9	(D)	(D)	(D)	BB
793	Bowling centers	10	4 478	1 062	295	168
79 ex. 792, 3; 84	Commercial sports and other amusement and recreation services, including museums	68	19 163	5 835	1 040	540
80	Health services	325	217 766	89 999	19 408	3 662
801	Offices and clinics of doctors of medicine	110	110 434	42 650	8 699	1 036
802	Offices and clinics of dentists	84	27 666	10 957	2 490	471
803	Offices and clinics of doctors of osteopathy	16	6 058	2 444	559	92
804	Offices and clinics of other health practitioners	74	20 022	8 647	1 691	437
805	Nursing and personal care facilities	10	23 212	11 112	2 486	897
806	Hospitals	2	(D)	(D)	(D)	EE
807, 8, 9	Other health services	29	(D)	(D)	(D)	EE
81	Legal services	54	16 920	5 113	1 186	220
823, 4, 9	Selected educational services	9	(D)	(D)	(D)	BB
83	Social services	58	13 012	5 871	1 479	710
835	Child day care services	47	9 773	4 526	1 100	570
832, 3, 6, 9	Other social services	11	3 239	1 345	379	140
87 ex. 8733	Engineering, accounting, research, management, and related services (except noncommercial research organizations)	140	47 499	16 643	3 657	627
871	Engineering, architectural, and surveying services	44	30 940	10 480	2 296	311
872	Accounting, auditing, and bookkeeping services	51	7 338	3 054	731	197
873 ex. 8733	Research, development, and testing services (except noncommercial research organizations)	6	2 030	538	109	19
874	Management and public relations services	39	7 191	2 571	521	100
89	Services, n.e.c.	10	(D)	(D)	(D)	BB

Table 6. Summary Statistics for Firms Subject to Federal Income Tax for Counties With 350 Establishments or More: 1992 — Con.

[Includes only establishments with payroll. For meaning of abbreviations and symbols, see introductory text. For explanation of terms and comparability of 1987 and 1992 censuses, see appendix A. For information on geographic areas followed by ▲, see appendix F]

SIC code	Geographic area and kind of business or operation	Establishments (number)	Receipts (\$1,000)	Annual payroll (\$1,000)	First-quarter payroll (\$1,000)	Paid employees for pay period including March 12 (number)
ST. LOUIS COUNTY						
	Total	9 298	6 651 811	2 447 843	555 866	102 021
70 ex. 704	Hotels, rooming houses, camps, and other lodging places (except membership lodging)	95	188 720	56 051	13 182	4 840
7011	Hotels and motels	88	187 556	55 765	13 141	4 828
7011 pt.	Hotels	50	167 448	50 368	11 901	4 256
7011 pt.	Hotels, 25 guestrooms or more	50	167 448	50 368	11 901	4 256
7011 pt.	Hotels, less than 25 guestrooms	—	—	—	—	—
7011 pt.	Motels, motor hotels, and tourist courts	38	20 108	5 397	1 240	572
7011 pt.	Motels, tourist courts	32	15 946	4 443	1 035	482
7011 pt.	Motor hotels	6	4 162	954	205	90
702, 3	Other lodging places	7	1 164	286	41	12
702	Rooming and boarding houses	3	(D)	(D)	(D)	AA
703	Camps and recreational vehicle parks	4	(D)	(D)	(D)	AA
72	Personal services	1 056	255 707	91 619	22 279	7 983
721	Laundry, cleaning, and garment services	302	84 787	30 400	7 312	2 337
7211	Power laundries, family and commercial*	7	1 942	931	265	84
7213	Linen supply*	6	1 007	427	92	30
7215	Coin-operated laundries and drycleaning	60	15 841	2 648	653	269
7216	Drycleaning plants, except rug cleaning*	145	36 767	14 148	3 395	1 183
7217	Carpet and upholstery cleaning	32	14 029	6 739	1 627	436
7218	Industrial laundriers*	7	10 106	4 100	963	194
7212, 9	Other laundry, cleaning, and garment services*	45	5 095	1 407	317	141
7212	Garment pressing, and agents for laundries and drycleaners	12	2 388	398	93	47
7219	Laundry and garment services, n.e.c.*	33	2 707	1 009	224	94
722	Photographic studios, portrait	54	(D)	(D)	(D)	EE
723, 4	Beauty and barber shops	488	71 404	35 464	8 433	2 991
723	Beauty shops	463	69 304	34 520	8 201	2 923
724	Barber shops	25	2 100	944	232	68
725	Shoe repair shops and shoeshine parlors	26	2 844	966	212	94
726	Funeral service and crematories	43	46 814	11 024	2 742	488
729	Miscellaneous personal services	143	(D)	(D)	(D)	GG
7291	Tax return preparation services	21	5 591	2 573	974	657
7299	Miscellaneous personal services, n.e.c.	122	(D)	(D)	(D)	GG
73	Business services	1 892	2 089 843	806 356	193 705	36 318
731	Advertising	118	120 208	30 001	7 171	1 006
7311	Advertising agencies	97	81 002	21 663	5 208	627
7312	Outdoor advertising services	6	21 620	4 069	985	109
7313	Radio, television, publishers' advertising representatives	4	(D)	(D)	(D)	BB
7319	Advertising, n.e.c.	11	(D)	(D)	(D)	CC
732	Consumer credit reporting agencies, mercantile reporting agencies, and adjustment and collection agencies	47	48 749	17 965	4 269	1 037
7322	Adjustment and collection services	39	(D)	(D)	(D)	FF
7323	Credit reporting services	8	(D)	(D)	(D)	CC
733	Mailing, reproduction, commercial art and photography, and stenographic services	193	129 517	42 597	9 824	1 812
7331	Direct mail advertising services	21	73 179	22 726	5 374	739
7334	Photocopying and duplicating services	34	21 158	6 361	1 433	352
7335, 6	Commercial photography, art, and graphics	111	30 518	11 687	2 556	418
7335	Commercial photography	25	5 115	1 563	391	82
7336	Commercial art and graphic design	86	25 403	10 124	2 165	336
7338	Secretarial and court reporting services	27	4 662	1 823	461	303
734	Services to dwellings and other buildings	348	76 355	36 628	8 478	4 336
7342	Disinfecting and pest control services	72	18 066	6 893	1 455	378
7349	Building cleaning and maintenance services, n.e.c.	276	58 289	29 735	7 023	3 958
735	Miscellaneous equipment rental and leasing	110	100 130	25 427	6 185	1 094
7352	Medical equipment rental and leasing	23	31 493	7 128	1 739	267
7353	Heavy construction equipment rental and leasing	13	17 430	4 395	1 012	135
7359	Equipment rental and leasing, n.e.c.	74	51 207	13 904	3 434	692
736	Personnel supply services	206	350 583	171 939	42 083	11 979
7361	Employment agencies	103	59 472	31 072	6 867	1 617
7363	Help supply services	103	291 111	140 867	35 216	10 362
7363 pt.	Temporary help supply	80	142 240	103 342	26 031	8 188
7363 pt.	Help supply, except temporary	23	148 871	37 525	9 185	2 174
737	Computer programming, data processing, and other computer related services	451	978 117	375 852	91 379	9 109
7371, 2, 3	Computer programming, prepackaged software, and integrated systems	283	547 667	170 903	41 136	3 848
7371	Computer programming services	206	268 255	100 145	24 184	2 301
7372	Prepackaged software	37	95 263	17 490	4 380	459
7373	Computer integrated systems	40	184 149	53 268	12 572	1 088
7374, 5, 6	Data processing services	61	304 739	163 380	40 278	4 147
7374, 5	Computer processing, information retrieval	55	(D)	(D)	(D)	HH
7376	Computer facilities management services	6	(D)	(D)	(D)	BB
7377, 8, 9	Computer rental and leasing, maintenance, and related services, n.e.c.	107	125 711	41 569	9 965	1 114
7377	Computer rental and leasing	10	(D)	(D)	(D)	BB
7378	Computer maintenance and repair	35	48 493	11 777	3 068	349
7379	Computer related services, n.e.c.	62	(D)	(D)	(D)	FF

Table 6. Summary Statistics for Firms Subject to Federal Income Tax for Counties With 350 Establishments or More: 1992 — Con.

[Includes only establishments with payroll. For meaning of abbreviations and symbols, see introductory text. For explanation of terms and comparability of 1987 and 1992 censuses, see appendix A. For information on geographic areas followed by ▲, see appendix F]

SIC code	Geographic area and kind of business or operation	Establishments (number)	Receipts (\$1,000)	Annual payroll (\$1,000)	First-quarter payroll (\$1,000)	Paid employees for pay period including March 12 (number)
ST. LOUIS COUNTY — Con.						
73	Business services—Con.					
738	Miscellaneous business services	419	286 184	105 947	24 316	5 945
7381, 2	Detective agencies and protective services	59	51 226	32 028	7 479	2 373
7381	Detective, guard, and armored car services	45	38 692	28 094	6 477	2 157
7382	Security systems services	14	12 534	3 934	1 002	216
7383	News syndicates	3	(D)	(D)	(D)	AA
7384	Photofinishing laboratories*	46	26 408	8 450	1 906	425
7389	Business services, n.e.c.	311	(D)	(D)	(D)	HH
7389 pt.	Sign painting shops	9	(D)	(D)	(D)	AA
7389 pt.	Interior designing	48	7 796	1 716	398	97
7389 pt.	Telephone answering services	17	9 367	4 215	959	265
7389 pt.	Other business services	237	189 390	58 903	13 435	2 763
75	Automotive repair, services, and parking	719	392 196	93 744	21 647	4 716
751	Automotive rental and leasing, without drivers	51	160 129	23 523	5 382	993
7513	Truck rental and leasing, without drivers	22	(D)	(D)	(D)	EE
7514, 5	Passenger car rental and leasing	26	(D)	(D)	(D)	FF
7514	Passenger car rental	19	45 815	6 175	1 455	368
7515	Passenger car leasing	7	(D)	(D)	(D)	EE
7519	Utility trailer and recreational vehicle rental	3	(D)	(D)	(D)	BB
752	Automobile parking	15	10 123	1 748	419	122
753	Automotive repair shops	535	192 629	58 729	13 607	2 635
7532	Top, body, and upholstery repair shops and paint shops	156	63 645	20 954	4 870	887
7532 pt.	Top and body repair shops	146	61 597	20 244	4 634	843
7532 pt.	Paint shops	10	2 048	710	236	44
7538	General automotive repair shops	247	73 664	21 871	5 041	1 028
7538 pt.	General automotive repair shops, except diesel	233	67 427	19 946	4 550	946
7538 pt.	Diesel repair shops	14	6 237	1 925	491	82
7533, 4, 6, 7, 9	Other automotive repair shops	132	55 320	15 904	3 696	720
7533	Automotive exhaust system repair shops	34	16 335	4 483	1 010	207
7534	Tire retreading and repair shops	16	15 622	3 706	811	149
7536	Automotive glass replacement shops	26	9 881	2 912	714	130
7537	Automotive transmission repair shops	27	6 792	2 305	580	111
7539	Automotive repair shops, n.e.c.	29	6 690	2 498	581	123
7539 pt.	Radiator repair	9	2 509	1 096	227	41
7539 pt.	Brake, front end, and wheel alignment	9	1 930	684	177	41
7539 pt.	Automotive electrical and fuel system services	7	(D)	(D)	(D)	BB
7539 pt.	Other automotive repair shops, n.e.c.	4	(D)	(D)	(D)	AA
754	Automotive services, except repair	118	29 315	9 744	2 239	966
7542	Carwashes	57	10 367	3 828	868	509
7549	Automotive services, except repair and carwashes	61	18 948	5 916	1 371	457
76	Miscellaneous repair services	337	148 752	54 032	13 113	2 383
762	Electrical repair shops	125	66 263	27 078	6 693	1 236
7622	Radio and television repair shops	39	14 290	5 639	1 490	211
7623, 9	Other electrical and electronic repair shops	86	51 973	21 439	5 203	1 025
7623	Refrigeration and air-conditioning service and repair shops	28	15 753	5 155	1 228	164
7629	Electrical and electronic repair shops, n.e.c.	58	36 220	16 284	3 975	861
763	Watch, clock, and jewelry repair	8	1 498	265	68	25
764	Reupholstery and furniture repair	34	4 207	1 361	329	93
769	Miscellaneous repair and related services	170	76 784	25 328	6 023	1 029
7692	Welding repair	13	1 844	714	132	32
7694	Armature rewinding shops	4	1 217	368	62	14
7699	Repair shops and related services, n.e.c.	153	73 723	24 246	5 829	983
78, 79, 84	Amusement and recreation services, including motion pictures and museums	515	297 919	69 268	14 530	5 694
781, 2	Motion picture production, distribution, and services	58	30 127	8 684	1 956	325
783	Motion picture theaters	29	(D)	(D)	(D)	FF
7832	Motion picture theaters, except drive-in	27	(D)	(D)	(D)	FF
7833	Drive-in motion picture theaters	2	(D)	(D)	(D)	AA
784	Video tape rental	66	19 804	3 119	775	405
792	Theatrical producers (except motion picture), bands, orchestras, and entertainers	54	45 157	6 515	1 277	565
7922	Theatrical producers (except motion picture) and miscellaneous theatrical services	16	(D)	(D)	(D)	EE
7929	Bands, orchestras, actors, and other entertainers and entertainment groups	38	(D)	(D)	(D)	EE
793	Bowling centers	32	(D)	(D)	(D)	FF
79 ex. 792, 3, 84	Commercial sports and other amusement and recreation services, including museums	276	147 963	41 301	7 943	3 058
794	Commercial sports	13	5 431	1 533	256	60
7941	Professional sports clubs, managers, promoters	6	4 266	1 298	201	47
7948	Racing, including track operation	7	1 165	235	55	13
79 ex. 792, 3, 4, 84	Other amusement and recreation services, including museums	263	142 532	39 768	7 687	2 998
791	Dance studios, schools, and halls	37	3 430	847	220	169
7991	Physical fitness facilities	58	21 720	5 752	1 342	850
7992	Public golf courses	9	8 062	2 433	315	130
7993	Coin-operated amusement devices	17	12 258	2 348	552	127
7996	Amusement parks	4	(D)	(D)	(D)	EE
7997	Membership sports and recreation clubs	40	26 809	9 229	1 804	794
7999, 84	Amusement and recreation services, including museums, n.e.c.	98	(D)	(D)	(D)	FF
7999 pt.	Concession operators of amusement devices and rides	3	714	202	12	18
7999 pt.	Carnivals, circuses, and fairs	2	(D)	(D)	(D)	AA
7999 pt., 84	Other recreation and amusements, including museums	93	(D)	(D)	(D)	FF

Table 6. Summary Statistics for Firms Subject to Federal Income Tax for Counties With 350 Establishments or More: 1992 — Con.

[Includes only establishments with payroll. For meaning of abbreviations and symbols, see introductory text. For explanation of terms and comparability of 1987 and 1992 censuses, see appendix A. For information on geographic areas followed by ▲, see appendix F]

SIC code	Geographic area and kind of business or operation	Establishments (number)	Receipts (\$1,000)	Annual payroll (\$1,000)	First-quarter payroll (\$1,000)	Paid employees for pay period including March 12 (number)
ST. LOUIS COUNTY — Con.						
80	Health services	2 432	1 605 027	712 558	146 553	21 135
801	Offices and clinics of doctors of medicine	1 138	928 340	441 829	85 420	7 793
8011 pt.	Offices of doctors of medicine	1 100	763 611	413 299	78 660	6 863
8011 pt.	General medical clinics	38	164 729	28 530	6 760	930
802	Offices and clinics of dentists	606	193 208	80 091	17 420	3 087
803	Offices and clinics of doctors of osteopathy	61	29 201	15 449	2 961	320
804	Offices and clinics of other health practitioners	355	93 506	33 211	7 712	1 530
8041	Offices and clinics of chiropractors	146	27 434	8 455	1 960	390
8042	Offices and clinics of optometrists	57	22 516	7 105	1 832	361
8043	Offices and clinics of podiatrists	35	10 907	3 781	898	155
8049	Offices and clinics of health practitioners, n.e.c.	117	32 649	13 870	3 022	624
805	Nursing and personal care facilities	60	150 327	67 778	15 708	5 206
8051	Skilled nursing care facilities	42	137 444	62 662	14 461	4 713
8052	Intermediate care facilities	12	9 426	3 998	1 093	405
8059	Nursing and personal care facilities, n.e.c.	6	3 457	1 118	154	88
806	Hospitals	1	(D)	(D)	(D)	BB
8062	General medical and surgical hospitals	—	—	—	—	—
8063, 9	Specialty hospitals	1	(D)	(D)	(D)	BB
807, 8, 9	Other health services	211	(D)	(D)	(D)	HH
807	Medical and dental laboratories	94	71 988	26 618	6 418	904
8071	Medical laboratories	43	55 652	19 328	4 669	570
8072	Dental laboratories	51	16 336	7 290	1 749	334
808	Home health care services	39	70 548	23 475	5 378	1 488
809	Miscellaneous health and allied services, n.e.c.	78	(D)	(D)	(D)	FF
8092	Kidney dialysis centers	8	(D)	(D)	(D)	BB
8093	Specialty outpatient facilities, n.e.c.	46	34 138	13 302	3 299	456
8099	Health and allied services, n.e.c.	24	(D)	(D)	(D)	CC
81	Legal services	529	253 474	110 830	23 547	2 846
823, 4, 9	Selected educational services	84	26 721	10 772	2 455	590
823	Libraries	—	—	—	—	—
824	Vocational schools	31	(D)	(D)	(D)	CC
829	Schools and educational services, n.e.c.	53	(D)	(D)	(D)	EE
83	Social services	236	62 991	28 875	6 325	2 622
835	Child day care services	156	32 551	14 538	3 374	1 782
832, 3, 6, 9	Other social services	80	30 440	14 337	2 951	840
87 ex. 8733	Engineering, accounting, research, management, and related services (except noncommercial research organizations)	1 325	1 303 392	401 997	96 136	12 453
871	Engineering, architectural, and surveying services	346	344 330	134 322	30 725	3 504
8711	Engineering services	226	265 573	97 343	22 087	2 477
8712	Architectural services	99	73 010	33 617	7 987	900
8713	Surveying services	21	5 747	3 362	651	127
872	Accounting, auditing, and bookkeeping services	452	148 900	72 698	17 236	2 986
873 ex. 8733	Research, development, and testing services (except noncommercial research organizations)	72	106 935	40 090	10 049	1 628
8731	Commercial physical and biological research	17	45 187	15 040	3 576	279
8732	Commercial economic, sociological, and educational research	41	42 637	15 920	4 481	1 056
8734	Testing laboratories	14	19 111	9 130	1 992	293
874	Management and public relations services	455	703 227	154 887	38 126	4 335
8741	Management services	102	540 921	94 352	23 227	2 776
8742	Management consulting services	246	107 678	39 774	9 510	996
8743	Public relations services	26	(D)	(D)	(D)	CC
8744	Facilities support management services	3	(D)	(D)	(D)	BB
8748	Business consulting services, n.e.c.	78	36 867	15 104	4 039	345
89	Services, n.e.c.	78	27 069	11 741	2 394	441
TANEY COUNTY						
	Total	421	230 820	56 637	7 109	2 817
70 ex. 704	Hotels, rooming houses, camps, and other lodging places (except membership lodging)	167	100 953	22 255	2 197	1 297
7011	Hotels and motels	141	86 741	18 315	1 732	1 145
7011 pt.	Hotels	40	30 162	6 842	1 073	599
7011 pt.	Motels, motor hotels, and tourist courts	101	56 579	11 473	659	546
702, 3	Other lodging places	26	14 212	3 940	465	152

Table 6. Summary Statistics for Firms Subject to Federal Income Tax for Counties With 350 Establishments or More: 1992 — Con.

[Includes only establishments with payroll. For meaning of abbreviations and symbols, see introductory text. For explanation of terms and comparability of 1987 and 1992 censuses, see appendix A. For information on geographic areas followed by ▲, see appendix F.]

SIC code	Geographic area and kind of business or operation	Establishments (number)	Receipts (\$1,000)	Annual payroll (\$1,000)	First-quarter payroll (\$1,000)	Paid employees for pay period including March 12 (number)
TANEY COUNTY — Con.						
72	Personal services	31	3 149	1 092	209	89
721	Laundry, cleaning, and garment services	12	1 131	314	33	19
7211	Power laundries, family and commercial*	—	—	—	—	—
7213	Linen supply*	—	—	—	—	—
7215	Coin-operated laundries and drycleaning	3	(D)	(D)	(D)	AA
7216	Drycleaning plants, except rug cleaning*	5	550	167	18	5
7217	Carpet and upholstery cleaning	4	(D)	(D)	(D)	AA
7218	Industrial laundriers*	—	—	—	—	—
7212, 9	Other laundry, cleaning, and garment services*	—	—	—	—	—
722	Photographic studios, portrait	4	231	57	4	2
723, 4	Beauty and barber shops	11	1 062	446	91	47
723	Beauty shops	11	1 062	446	91	47
724	Barber shops	—	—	—	—	—
725	Shoe repair shops and shoeshine parlors	—	—	—	—	—
726	Funeral service and crematories	3	(D)	(D)	(D)	AA
729	Miscellaneous personal services	1	(D)	(D)	(D)	AA
73	Business services	36	6 905	1 854	267	90
731	Advertising	3	(D)	(D)	(D)	AA
732	Consumer credit reporting agencies, mercantile reporting agencies, and adjustment and collection agencies	—	—	—	—	—
733	Mailing, reproduction, commercial art and photography, and stenographic services	2	(D)	(D)	(D)	AA
734	Services to dwellings and other buildings	13	822	224	32	25
735	Miscellaneous equipment rental and leasing	1	(D)	(D)	(D)	AA
736	Personnel supply services	1	(D)	(D)	(D)	AA
737	Computer programming, data processing, and other computer related services	4	1 150	317	48	12
7371, 2, 3	Computer programming, prepackaged software, and integrated systems	4	1 150	317	48	12
7374, 5, 6	Data processing services	—	—	—	—	—
7377, 8, 9	Computer rental and leasing, maintenance, and related services, n.e.c.	—	—	—	—	—
738	Miscellaneous business services	12	3 793	1 065	150	41
75	Automotive repair, services, and parking	20	3 559	696	146	47
751	Automotive rental and leasing, without drivers	2	(D)	(D)	(D)	AA
752	Automobile parking	—	—	—	—	—
753	Automotive repair shops	17	3 326	672	141	44
7532	Top, body, and upholstery repair shops and paint shops	4	1 184	251	65	18
7538	General automotive repair shops	10	(D)	(D)	(D)	AA
7533, 4, 6, 7, 9	Other automotive repair shops	3	(D)	(D)	(D)	AA
754	Automotive services, except repair	1	(D)	(D)	(D)	AA
76	Miscellaneous repair services	11	1 613	773	173	39
762	Electrical repair shops	3	261	70	15	4
7622	Radio and television repair shops	1	(D)	(D)	(D)	AA
7623, 9	Other electrical and electronic repair shops	2	(D)	(D)	(D)	AA
763	Watch, clock, and jewelry repair	—	—	—	—	—
764	Reupholstery and furniture repair	—	—	—	—	—
769	Miscellaneous repair and related services	8	1 352	703	158	35
78, 79, 84	Amusement and recreation services, including motion pictures and museums	69	83 559	20 092	2 065	665
781, 2	Motion picture production, distribution, and services	2	(D)	(D)	(D)	AA
783	Motion picture theaters	1	(D)	(D)	(D)	AA
784	Video tape rental	4	442	60	16	6
792	Theatrical producers (except motion picture), bands, orchestras, and entertainers	28	58 945	12 962	1 307	367
793	Bowling centers	2	(D)	(D)	(D)	AA
79 ex. 792, 3, 84	Commercial sports and other amusement and recreation services, including museums	32	22 305	6 798	701	274
80	Health services	42	22 434	7 393	1 501	458
801	Offices and clinics of doctors of medicine	16	6 673	3 173	552	78
802	Offices and clinics of dentists	8	(D)	(D)	(D)	BB
803	Offices and clinics of doctors of osteopathy	1	(D)	(D)	(D)	AA
804	Offices and clinics of other health practitioners	7	1 991	340	85	21
805	Nursing and personal care facilities	6	6 065	2 893	658	286
806	Hospitals	—	—	—	—	—
807, 8, 9	Other health services	4	(D)	(D)	(D)	BB
81	Legal services	13	2 050	361	79	24
823, 4, 9	Selected educational services	3	(D)	(D)	(D)	AA
83	Social services	3	(D)	(D)	(D)	AA
835	Child day care services	2	(D)	(D)	(D)	AA
832, 3, 6, 9	Other social services	1	(D)	(D)	(D)	AA

Table 6. Summary Statistics for Firms Subject to Federal Income Tax for Counties With 350 Establishments or More: 1992 — Con.

[Includes only establishments with payroll. For meaning of abbreviations and symbols, see introductory text. For explanation of terms and comparability of 1987 and 1992 censuses, see appendix A. For information on geographic areas followed by ▲, see appendix F]

SIC code	Geographic area and kind of business or operation	Establishments (number)	Receipts (\$1,000)	Annual payroll (\$1,000)	First-quarter payroll (\$1,000)	Paid employees for pay period including March 12 (number)
TANEY COUNTY — Con.						
87 ex. 8733	Engineering, accounting, research, management, and related services (except noncommercial research organizations) -----	24	4 897	1 590	372	84
871	Engineering, architectural, and surveying services -----	6	1 525	587	117	28
872	Accounting, auditing, and bookkeeping services -----	10	2 176	566	156	38
873 ex. 8733	Research, development, and testing services (except noncommercial research organizations) -----	1	(D)	(D)	(D)	AA
874	Management and public relations services -----	7	(D)	(D)	(D)	AA
89	Services, n.e.c. -----	2	(D)	(D)	(D)	AA

Table 7a. Summary Statistics for Firms Subject to Federal Income Tax for Metropolitan Areas: 1992

[Includes only establishments with payroll. For meaning of abbreviations and symbols, see introductory text. For explanation of terms and comparability of 1987 and 1992 censuses, see appendix A. For definitions of CMSA's, MSA's, and PMSA's, see appendix D]

SIC code	Geographic area and kind of business or operation	Establishments (number)	Receipts (\$1,000)	Annual payroll (\$1,000)	First-quarter payroll (\$1,000)	Paid employees for pay period including March 12 (number)
COLUMBIA, MO MSA						
	Total -----	910	498 275	188 021	41 006	10 574
70 ex. 704	Hotels, rooming houses, camps, and other lodging places (except membership lodging) -----	27	(D)	(D)	(D)	FF
7011	Hotels and motels -----	26	16 121	4 327	1 211	667
7011 pt.	Hotels -----	13	9 328	2 955	916	473
7011 pt.	Motels, motor hotels, and tourist courts -----	13	6 793	1 372	295	194
702, 3	Other lodging places -----	1	(D)	(D)	(D)	AA
72	Personal services -----	114	17 419	6 557	1 523	727
721	Laundry, cleaning, and garment services -----	34	5 040	1 701	417	245
7211	Power laundries, family and commercial* -----	1	(D)	(D)	(D)	AA
7213	Linen supply* -----	—	—	—	—	—
7215	Coin-operated laundries and drycleaning -----	8	933	263	61	43
7216	Drycleaning plants, except rug cleaning* -----	10	3 007	1 125	276	121
7217	Carpet and upholstery cleaning -----	11	770	220	53	67
7218	Industrial laundries* -----	—	—	—	—	—
7212, 9	Other laundry, cleaning, and garment services* -----	4	(D)	(D)	(D)	AA
722	Photographic studios, portrait -----	7	1 481	292	63	31
723, 4	Beauty and barber shops -----	52	7 053	3 371	741	299
723	Beauty shops -----	52	7 053	3 371	741	299
724	Barber shops -----	—	—	—	—	—
725	Shoe repair shops and shoeshine parlors -----	1	(D)	(D)	(D)	AA
726	Funeral service and crematories -----	6	2 188	633	120	23
729	Miscellaneous personal services -----	14	(D)	(D)	(D)	CC
73	Business services -----	127	59 013	26 422	6 352	2 795
731	Advertising -----	8	1 976	744	181	42
732	Consumer credit reporting agencies, mercantile reporting agencies, and adjustment and collection agencies -----	5	3 566	1 480	373	73
733	Mailing, reproduction, commercial art and photography, and stenographic services -----	16	3 093	753	162	69
734	Services to dwellings and other buildings -----	34	6 750	2 932	1 218	631
735	Miscellaneous equipment rental and leasing -----	12	8 709	2 411	534	130
736	Personnel supply services -----	12	20 257	13 692	2 853	1 589
737	Computer programming, data processing, and other computer related services -----	20	8 565	2 522	592	97
7371, 2, 3	Computer programming, prepackaged software, and integrated systems -----	10	6 047	1 389	326	54
7374, 5, 6	Data processing services -----	5	1 082	473	108	23
7377, 8, 9	Computer rental and leasing, maintenance, and related services, n.e.c. -----	5	1 436	660	158	20
738	Miscellaneous business services -----	20	6 097	1 888	439	164
75	Automotive repair, services, and parking -----	82	25 302	6 482	1 536	413
751	Automotive rental and leasing, without drivers -----	4	(D)	(D)	(D)	BB
752	Automobile parking -----	2	(D)	(D)	(D)	AA
753	Automotive repair shops -----	65	19 847	5 261	1 249	272
7532	Top, body, and upholstery repair shops and paint shops -----	13	4 826	1 504	375	72
7538	General automotive repair shops -----	37	11 135	2 846	652	143
7533, 4, 6, 7, 9	Other automotive repair shops -----	15	3 886	911	222	57
754	Automotive services, except repair -----	11	(D)	(D)	(D)	BB

Table 7a. Summary Statistics for Firms Subject to Federal Income Tax for Metropolitan Areas: 1992 — Con.

[Includes only establishments with payroll. For meaning of abbreviations and symbols, see introductory text. For explanation of terms and comparability of 1987 and 1992 censuses, see appendix A. For definitions of CMSA's, MSA's, and PMSA's, see appendix D]

SIC code	Geographic area and kind of business or operation	Establishments (number)	Receipts (\$1,000)	Annual payroll (\$1,000)	First-quarter payroll (\$1,000)	Paid employees for pay period including March 12 (number)
COLUMBIA, MO MSA — Con.						
76	Miscellaneous repair services -----	32	6 818	1 679	442	118
762	Electrical repair shops -----	14	2 580	872	211	56
7622	Radio and television repair shops -----	5	364	123	34	10
7623, 9	Other electrical and electronic repair shops -----	9	2 216	749	177	46
763	Watch, clock, and jewelry repair -----	1	(D)	(D)	(D)	AA
764	Reupholstery and furniture repair -----	3	362	77	17	10
769	Miscellaneous repair and related services -----	14	(D)	(D)	(D)	BB
78, 79, 84	Amusement and recreation services, including motion pictures and museums -----	59	16 646	3 972	860	502
781, 2	Motion picture production, distribution, and services -----	8	(D)	(D)	(D)	BB
783	Motion picture theaters -----	7	4 829	790	164	101
784	Video tape rental -----	10	1 893	411	97	63
792	Theatrical producers (except motion picture), bands, orchestras, and entertainers -----	2	(D)	(D)	(D)	AA
793	Bowling centers -----	3	(D)	(D)	(D)	BB
79 ex. 792, 3, 84	Commercial sports and other amusement and recreation services, including museums -----	29	6 669	2 155	450	268
80	Health services -----	247	252 854	100 048	20 476	3 343
801	Offices and clinics of doctors of medicine -----	123	98 609	51 293	9 354	734
802	Offices and clinics of dentists -----	48	14 823	3 928	853	254
803	Offices and clinics of doctors of osteopathy -----	2	(D)	(D)	(D)	AA
804	Offices and clinics of other health practitioners -----	35	7 227	2 518	592	129
805	Nursing and personal care facilities -----	6	4 390	2 455	757	288
806	Hospitals -----	2	(D)	(D)	(D)	GG
807, 8, 9	Other health services -----	31	(D)	(D)	(D)	FF
81	Legal services -----	54	16 779	4 888	1 139	228
823, 4, 9	Selected educational services -----	6	658	221	53	48
83	Social services -----	50	10 526	4 321	836	424
835	Child day care services -----	28	4 018	1 677	367	255
832, 3, 6, 9	Other social services -----	22	6 508	2 644	469	169
87 ex. 8733	Engineering, accounting, research, management, and related services (except noncommercial research organizations) -----	107	75 279	28 958	6 541	1 295
871	Engineering, architectural, and surveying services -----	37	18 354	7 985	1 599	318
872	Accounting, auditing, and bookkeeping services -----	34	(D)	(D)	(D)	CC
873 ex. 8733	Research, development, and testing services (except noncommercial research organizations) -----	9	(D)	(D)	(D)	EE
874	Management and public relations services -----	27	26 173	7 107	1 613	350
89	Services, n.e.c. -----	5	(D)	(D)	(D)	AA
JOPLIN, MO MSA						
	Total -----	986	344 276	136 338	27 771	7 739
70 ex. 704	Hotels, rooming houses, camps, and other lodging places (except membership lodging) -----	33	(D)	(D)	(D)	EE
7011	Hotels and motels -----	32	16 024	4 393	1 029	440
7011 pt.	Hotels -----	12	11 565	3 466	845	321
7011 pt.	Motels, motor hotels, and tourist courts -----	20	4 459	927	184	119
702, 3	Other lodging places -----	1	(D)	(D)	(D)	AA
72	Personal services -----	106	16 299	5 460	1 345	583
721	Laundry, cleaning, and garment services -----	25	5 635	2 103	463	190
7211	Power laundries, family and commercial* -----	—	—	—	—	—
7213	Linen supply* -----	—	—	—	—	—
7215	Coin-operated laundries and drycleaning -----	4	(D)	(D)	(D)	AA
7216	Drycleaning plants, except rug cleaning* -----	12	2 405	1 059	216	83
7217	Carpet and upholstery cleaning -----	7	642	162	35	32
7218	Industrial launderers* -----	2	(D)	(D)	(D)	BB
7212, 9	Other laundry, cleaning, and garment services* -----	—	—	—	—	—
722	Photographic studios, portrait -----	8	1 080	165	39	23
723, 4	Beauty and barber shops -----	44	2 647	1 054	244	135
723	Beauty shops -----	44	2 647	1 054	244	135
724	Barber shops -----	—	—	—	—	—
725	Shoe repair shops and shoeshine parlors -----	1	(D)	(D)	(D)	AA
726	Funeral service and crematories -----	12	4 609	1 397	321	73
729	Miscellaneous personal services -----	16	(D)	(D)	(D)	CC

Table 7a. Summary Statistics for Firms Subject to Federal Income Tax for Metropolitan Areas: 1992 — Con.

[Includes only establishments with payroll. For meaning of abbreviations and symbols, see introductory text. For explanation of terms and comparability of 1987 and 1992 censuses, see appendix A. For definitions of CMSA's, MSA's, and PMSA's, see appendix D]

SIC code	Geographic area and kind of business or operation	Establishments (number)	Receipts (\$1,000)	Annual payroll (\$1,000)	First-quarter payroll (\$1,000)	Paid employees for pay period including March 12 (number)
	JOPLIN, MO MSA — Con.					
73	Business services	121	46 765	23 657	3 924	1 595
731	Advertising	10	3 686	944	177	71
732	Consumer credit reporting agencies, mercantile reporting agencies, and adjustment and collection agencies	3	1 359	444	123	27
733	Mailing, reproduction, commercial art and photography, and stenographic services	7	2 488	670	123	72
734	Services to dwellings and other buildings	27	3 399	1 302	293	167
735	Miscellaneous equipment rental and leasing	17	6 403	1 502	316	88
736	Personnel supply services	13	17 279	13 266	1 952	784
737	Computer programming, data processing, and other computer related services	17	7 172	3 347	468	83
7371, 2, 3	Computer programming, prepackaged software, and integrated systems	13	(D)	(D)	(D)	BB
7374, 5, 6	Data processing services	3	(D)	(D)	(D)	AA
7377, 8, 9	Computer rental and leasing, maintenance, and related services, n.e.c.	1	(D)	(D)	(D)	AA
738	Miscellaneous business services	27	4 979	2 182	472	303
75	Automotive repair, services, and parking	142	31 654	7 072	1 641	482
751	Automotive rental and leasing, without drivers	8	3 510	426	99	28
752	Automobile parking	—	—	—	—	—
753	Automotive repair shops	107	23 702	5 756	1 340	373
7532	Top, body, and upholstery repair shops and paint shops	27	5 313	1 699	379	93
7538	General automotive repair shops	52	12 445	2 533	599	189
7533, 4, 6, 7, 9	Other automotive repair shops	28	5 944	1 524	362	91
754	Automotive services, except repair	27	4 442	890	202	81
76	Miscellaneous repair services	55	10 428	3 072	712	213
762	Electrical repair shops	20	4 740	1 466	342	93
7622	Radio and television repair shops	4	(D)	(D)	(D)	AA
7623, 9	Other electrical and electronic repair shops	16	(D)	(D)	(D)	BB
763	Watch, clock, and jewelry repair	3	436	91	22	8
764	Reupholstery and furniture repair	5	238	99	28	13
769	Miscellaneous repair and related services	27	5 014	1 416	320	99
78, 79, 84	Amusement and recreation services, including motion pictures and museums	62	14 787	4 086	835	451
781, 2	Motion picture production, distribution, and services	4	(D)	(D)	(D)	BB
783	Motion picture theaters	4	(D)	(D)	(D)	BB
784	Video tape rental	16	3 496	1 183	205	90
792	Theatrical producers (except motion picture), bands, orchestras, and entertainers	2	(D)	(D)	(D)	AA
793	Bowling centers	5	1 896	543	137	87
79 ex. 792, 3; 84	Commercial sports and other amusement and recreation services, including museums	31	6 256	1 789	367	204
80	Health services	301	161 101	71 726	14 534	3 122
801	Offices and clinics of doctors of medicine	116	71 723	34 176	6 294	669
802	Offices and clinics of dentists	56	15 756	5 312	1 190	282
803	Offices and clinics of doctors of osteopathy	31	11 331	4 521	737	107
804	Offices and clinics of other health practitioners	49	9 315	3 648	835	195
805	Nursing and personal care facilities	16	19 863	9 173	2 113	979
806	Hospitals	1	(D)	(D)	(D)	EE
807, 8, 9	Other health services	32	(D)	(D)	(D)	FF
81	Legal services	57	16 651	4 553	942	196
823, 4, 9	Selected educational services	4	(D)	(D)	(D)	BB
83	Social services	35	3 920	1 562	309	202
835	Child day care services	17	1 186	489	130	99
832, 3, 6, 9	Other social services	18	2 734	1 073	179	103
87 ex. 8733	Engineering, accounting, research, management, and related services (except noncommercial research organizations)	69	25 417	10 405	2 403	430
871	Engineering, architectural, and surveying services	18	10 910	5 415	1 224	196
872	Accounting, auditing, and bookkeeping services	39	9 784	3 658	916	195
873 ex. 8733	Research, development, and testing services (except noncommercial research organizations)	1	(D)	(D)	(D)	AA
874	Management and public relations services	11	(D)	(D)	(D)	BB
89	Services, n.e.c.	1	(D)	(D)	(D)	AA

Table 7a. Summary Statistics for Firms Subject to Federal Income Tax for Metropolitan Areas: 1992—Con.

[Includes only establishments with payroll. For meaning of abbreviations and symbols, see introductory text. For explanation of terms and comparability of 1987 and 1992 censuses, see appendix A. For definitions of CMSA's, MSA's, and PMSA's, see appendix D]

SIC code	Geographic area and kind of business or operation	Establishments (number)	Receipts (\$1,000)	Annual payroll (\$1,000)	First-quarter payroll (\$1,000)	Paid employees for pay period including March 12 (number)
KANSAS CITY, MO-KS MSA						
	Total -----	12 561	8 174 389	3 227 359	719 656	146 421
70 ex. 704	Hotels, rooming houses, camps, and other lodging places (except membership lodging) -----	201	313 630	89 856	20 960	8 523
7011	Hotels and motels -----	186	311 359	89 204	20 830	8 454
7011 pt.	Hotels -----	94	266 502	78 403	18 381	6 956
7011 pt.	Hotels, 25 guestrooms or more -----	84	265 363	78 240	18 327	6 910
7011 pt.	Hotels, less than 25 guestrooms -----	10	1 139	163	54	46
7011 pt.	Motels, motor hotels, and tourist courts -----	92	44 857	10 801	2 449	1 498
7011 pt.	Motels, tourist courts -----	74	29 475	6 532	1 283	882
7011 pt.	Motor hotels -----	18	15 382	4 269	1 166	616
702, 3	Other lodging places -----	15	2 271	652	130	69
702	Rooming and boarding houses -----	7	1 409	514	111	51
703	Camps and recreational vehicle parks -----	8	862	138	19	18
7032	Sporting and recreational camps -----	4	410	58	8	11
7033	Recreational vehicle parks and campsites -----	4	452	80	11	7
72	Personal services -----	1 503	325 331	115 793	27 919	10 426
721	Laundry, cleaning, and garment services -----	448	128 706	43 632	10 204	3 760
7211	Power laundries, family and commercial* -----	6	4 424	2 002	529	130
7213	Linen supply* -----	8	21 117	6 466	1 487	428
7215	Coin-operated laundries and drycleaning -----	83	12 408	2 390	522	273
7215 pt.	Coin-operated laundries and drycleaning stores -----	81	(D)	(D)	(D)	CC
7215 pt.	Coin-operated laundry routes -----	2	(D)	(D)	(D)	BB
7216	Drycleaning plants, except rug cleaning* -----	186	43 000	15 500	3 784	1 524
7217	Carpet and upholstery cleaning -----	86	14 682	5 127	1 158	631
7218	Industrial launderers* -----	9	24 855	9 263	2 064	468
7212, 9	Other laundry, cleaning, and garment services* -----	70	8 220	2 884	660	306
7212	Garment pressing, and agents for laundries and drycleaners -----	28	3 992	1 059	225	102
7219	Laundry and garment services, n.e.c.* -----	42	4 228	1 825	435	204
722	Photographic studios, portrait -----	84	23 509	5 224	1 272	524
723, 4	Beauty and barber shops -----	656	81 208	37 551	8 866	3 131
723	Beauty shops -----	607	76 410	35 465	8 330	3 005
724	Barber shops -----	49	4 798	2 086	536	126
725	Shoe repair shops and shoeshine parlors -----	23	2 335	667	185	63
726	Funeral service and crematories -----	91	41 152	10 973	2 361	568
729	Miscellaneous personal services -----	201	48 421	17 746	5 031	2 380
7291	Tax return preparation services -----	60	12 763	6 987	2 545	1 362
7299	Miscellaneous personal services, n.e.c. -----	141	35 658	10 759	2 486	1 018
7299 pt.	Massage parlors, tanning salons, and saunas -----	36	3 274	726	186	126
7299 pt.	Other personal services -----	105	32 384	10 033	2 300	892
7299 pt.	Diet and weight reducing services -----	42	15 943	4 312	953	492
7299 pt.	Formal wear rental -----	12	4 302	953	222	84
7299 pt.	Other personal services, n.e.c. -----	51	12 139	4 768	1 125	316
73	Business services -----	2 413	1 853 862	702 932	163 892	44 098
731	Advertising -----	176	153 406	60 411	14 672	1 868
7311	Advertising agencies -----	148	131 702	52 589	12 401	1 406
7312	Outdoor advertising services -----	9	8 606	2 408	590	70
7313	Radio, television, publishers' advertising representatives -----	10	8 247	4 030	1 352	137
7313 pt.	Radio, television advertising representatives -----	4	(D)	(D)	(D)	BB
7313 pt.	Publishers' advertising representatives -----	6	(D)	(D)	(D)	CC
7319	Advertising, n.e.c. -----	9	4 851	1 384	329	255
732	Consumer credit reporting agencies, mercantile reporting agencies, and adjustment and collection agencies -----	62	48 196	18 423	4 117	876
7322	Adjustment and collection services -----	49	31 511	15 234	3 378	755
7323	Credit reporting services -----	13	16 685	3 189	739	121
733	Mailing, reproduction, commercial art and photography, and stenographic services -----	252	143 567	45 081	10 703	1 903
7331	Direct mail advertising services -----	40	60 569	17 038	4 150	690
7331 pt.	Mailing list compilers, brokers, and managers -----	11	11 419	3 079	820	147
7331 pt.	Direct mail advertising services, except mailing list services -----	29	49 150	13 959	3 330	543
7334	Photocopying and duplicating services -----	40	28 484	9 595	2 128	460
7334 pt.	Blueprinting and photocopying services -----	39	(D)	(D)	(D)	EE
7334 pt.	Duplicating services, except printing and photocopying -----	1	(D)	(D)	(D)	AA
7335, 6	Commercial photography, art, and graphics -----	122	41 265	13 020	3 117	480
7335	Commercial photography -----	33	8 372	2 753	556	106
7336	Commercial art and graphic design -----	89	32 893	10 267	2 561	374
7336 pt.	Commercial art -----	22	5 154	1 879	564	71
7336 pt.	Graphic arts and related design -----	67	27 739	8 388	1 997	303
7338	Secretarial and court reporting services -----	50	13 249	5 428	1 308	273
734	Services to dwellings and other buildings -----	509	128 563	68 247	15 496	7 445
7342	Disinfecting and pest control services -----	76	26 381	10 201	2 143	453
7349	Building cleaning and maintenance services, n.e.c. -----	433	102 182	58 046	13 353	6 992
735	Miscellaneous equipment rental and leasing -----	189	150 534	32 087	7 243	1 442
7352	Medical equipment rental and leasing -----	21	34 419	6 256	1 391	273
7353	Heavy construction equipment rental and leasing -----	14	18 074	5 014	1 072	160
7353 pt.	Rental and leasing of heavy construction equipment without operators -----	10	(D)	(D)	(D)	BB
7353 pt.	Rental and leasing of heavy construction equipment with operators -----	4	(D)	(D)	(D)	BB
7359	Equipment rental and leasing, n.e.c. -----	154	98 041	20 817	4 780	1 009
7359 pt.	Equipment rental -----	141	78 652	18 164	4 236	917
7359 pt.	Rent-to-own -----	44	21 532	3 577	894	214
7359 pt.	Equipment rental, except rent-to-own -----	97	57 120	14 587	3 342	703
7359 pt.	Equipment leasing, except finance leasing -----	13	19 389	2 653	544	92

Table 7a. Summary Statistics for Firms Subject to Federal Income Tax for Metropolitan Areas: 1992 — Con.

[Includes only establishments with payroll. For meaning of abbreviations and symbols, see introductory text. For explanation of terms and comparability of 1987 and 1992 censuses, see appendix A. For definitions of CMSA's, MSA's, and PMSA's, see appendix D]

SIC code	Geographic area and kind of business or operation	Establishments (number)	Receipts (\$1,000)	Annual payroll (\$1,000)	First-quarter payroll (\$1,000)	Paid employees for pay period including March 12 (number)
KANSAS CITY, MO-KS MSA — Con.						
73	Business services—Con.					
736	Personnel supply services	262	227 529	153 383	34 268	16 961
7361	Employment agencies	97	25 103	13 362	2 976	776
7363	Help supply services	165	202 426	140 021	31 292	16 185
7363 pt.	Temporary help supply	132	164 553	111 474	25 155	14 044
7363 pt.	Help supply, except temporary	33	37 873	28 547	6 137	2 141
7363 pt.	Employee leasing	20	28 617	22 795	5 206	1 853
7363 pt.	Other help supply services	13	9 256	5 752	931	288
737	Computer programming, data processing, and other computer related services	417	560 534	192 032	45 690	5 505
7371, 2, 3	Computer programming, prepackaged software, and integrated systems	238	381 121	135 096	30 848	3 525
7371	Computer programming services	150	251 900	99 053	22 352	2 453
7372	Prepackaged software	46	38 810	11 453	2 579	361
7373	Computer integrated systems	42	90 411	24 590	5 917	711
7374, 5, 6	Data processing services	74	98 938	30 886	8 833	1 261
7374, 5	Computer processing, information retrieval	70	97 783	30 315	8 634	1 229
7374	Computer processing and data preparation and processing services	62	92 874	28 736	8 242	1 164
7375	Information retrieval services	8	4 909	1 579	392	65
7376	Computer facilities management services	4	1 155	571	199	32
7377, 8, 9	Computer rental and leasing, maintenance, and related services, n.e.c.	105	80 475	26 050	6 009	719
7377	Computer rental and leasing	10	9 874	2 010	428	80
7378	Computer maintenance and repair	42	37 125	7 755	1 944	225
7379	Computer related services, n.e.c.	53	33 476	16 285	3 637	414
7379 pt.	Computer consultants	38	29 096	14 947	3 260	308
7379 pt.	Miscellaneous computer services, n.e.c.	15	4 380	1 338	377	106
738	Miscellaneous business services	546	441 533	133 268	31 703	8 098
7381, 2	Detective agencies and protective services	94	92 117	38 967	10 146	3 218
7381	Detective, guard, and armored car services	77	72 912	31 452	8 283	2 891
7381 pt.	Detective agencies and guard services	72	(D)	(D)	(D)	HH
7381 pt.	Armored car services	5	(D)	(D)	(D)	CC
7382	Security systems services	17	19 205	7 515	1 863	327
7383	News syndicates	4	(D)	(D)	(D)	EE
7384	Photofinishing laboratories*	54	52 282	13 487	3 074	815
7384 pt.	Photofinishing laboratories, except "one-hour" (mini) labs*	24	43 040	11 713	2 646	669
7384 pt.	One-hour (mini) photofinishing*	30	9 242	1 774	428	146
7389	Business services, n.e.c.	394	(D)	(D)	(D)	HH
7389 pt.	Sign painting shops	27	6 891	2 870	605	115
7389 pt.	Interior designing	46	13 401	2 561	563	148
7389 pt.	Telephone answering services	24	9 414	4 195	975	466
7389 pt.	Other business services	297	(D)	(D)	(D)	HH
7389 pt.	Water softening and conditioning services	5	(D)	(D)	(D)	CC
7389 pt.	Packaging and labeling services	14	12 477	3 517	643	199
7389 pt.	Trading stamp services	1	(D)	(D)	(D)	AA
7389 pt.	Miscellaneous business services	277	171 438	49 622	11 069	2 650
7389 pt.	Convention and trade show services	21	14 958	4 608	948	253
7389 pt.	Private mail centers	18	7 244	2 234	520	198
7389 pt.	Miscellaneous business services, n.e.c.	238	149 236	42 780	9 601	2 199
75	Automotive repair, services, and parking	1 248	547 879	121 490	28 456	6 698
751	Automotive rental and leasing, without drivers	76	173 053	23 142	5 445	1 136
7513	Truck rental and leasing, without drivers	38	81 106	9 151	2 137	401
7513 pt.	Truck rental, without drivers	19	54 784	5 500	1 283	264
7513 pt.	Truck leasing, except finance leasing	19	26 322	3 651	854	137
7514, 5	Passenger car rental and leasing	38	91 947	13 991	3 308	735
7514	Passenger car rental	30	67 087	10 213	2 523	626
7515	Passenger car leasing	8	24 860	3 778	785	109
7519	Utility trailer and recreational vehicle rental	—	—	—	—	—
752	Automobile parking	122	34 092	3 378	845	342
7521 pt.	Parking lots	97	27 353	2 547	632	263
7521 pt.	Parking structures	25	6 739	831	213	79
753	Automotive repair shops	869	298 439	81 532	18 877	3 884
7532	Top, body, and upholstery repair shops and paint shops	246	100 770	31 936	7 097	1 399
7532 pt.	Top and body repair shops	230	97 186	30 590	6 793	1 328
7532 pt.	Paint shops	16	3 584	1 346	304	71
7538	General automotive repair shops	405	124 380	30 057	7 036	1 535
7538 pt.	General automotive repair shops, except diesel	378	96 864	25 924	6 068	1 359
7538 pt.	Diesel repair shops	27	27 516	4 133	968	176
7533, 4, 6, 7, 9	Other automotive repair shops	218	73 289	19 539	4 744	950
7533	Automotive exhaust system repair shops	46	15 341	4 308	981	204
7534	Tire retreading and repair shops	11	15 459	3 516	850	124
7536	Automotive glass replacement shops	37	14 649	3 807	880	151
7537	Automotive transmission repair shops	46	11 457	3 226	803	171
7539	Automotive repair shops, n.e.c.	78	16 383	4 682	1 230	300
7539 pt.	Radiator repair	20	4 673	987	332	81
7539 pt.	Brake, front end, and wheel alignment	26	4 870	1 661	403	80
7539 pt.	Automotive electrical and fuel system services	23	4 843	1 387	335	101
7539 pt.	Carburetor repair shops	10	2 353	739	179	43
7539 pt.	Automotive electrical repair shops	13	2 490	648	156	58
7539 pt.	Other automotive repair shops, n.e.c.	9	1 997	647	160	38
754	Automotive services, except repair	181	42 295	13 438	3 289	1 336
7542	Carwashes	103	19 616	6 947	1 707	860
7549	Automotive services, except repair and carwashes	78	22 679	6 491	1 582	476
7549 pt.	Lubrication shops	34	12 584	3 393	803	277
7549 pt.	Other automotive services	44	10 095	3 098	779	199
7549 pt.	Towing services	32	8 733	2 708	687	161
7549 pt.	Other automotive services, n.e.c.	12	1 362	390	92	38

Table 7a. Summary Statistics for Firms Subject to Federal Income Tax for Metropolitan Areas: 1992 — Con.

[Includes only establishments with payroll. For meaning of abbreviations and symbols, see introductory text. For explanation of terms and comparability of 1987 and 1992 censuses, see appendix A. For definitions of CMSA's, MSA's, and PMSA's, see appendix D]

SIC code	Geographic area and kind of business or operation	Establishments (number)	Receipts (\$1,000)	Annual payroll (\$1,000)	First-quarter payroll (\$1,000)	Paid employees for pay period including March 12 (number)
KANSAS CITY, MO-KS MSA — Con.						
76	Miscellaneous repair services -----	513	198 032	69 091	16 663	3 235
762	Electrical repair shops -----	165	64 238	26 378	6 417	1 267
7622	Radio and television repair shops -----	54	19 040	9 055	2 264	360
7623, 9	Other electrical and electronic repair shops -----	111	45 198	17 323	4 153	907
7623	Refrigeration and air-conditioning service and repair shops -----	28	7 375	2 441	502	91
7629	Electrical and electronic repair shops, n.e.c. -----	83	37 823	14 882	3 651	816
763	Watch, clock, and jewelry repair -----	14	2 199	579	132	41
764	Reupholstery and furniture repair -----	49	7 337	2 714	638	190
769	Miscellaneous repair and related services -----	285	124 258	39 420	9 476	1 737
7692	Welding repair -----	26	4 959	1 808	468	129
7694	Armature rewinding shops -----	12	13 109	3 965	958	118
7699	Repair shops and related services, n.e.c. -----	247	106 190	33 647	8 050	1 490
7699 pt.	Farm machinery and equipment repair -----	9	1 309	331	76	23
7699 pt.	Lawnmower and other small gasoline engine repair -----	18	3 626	834	188	57
7699 pt.	Sewer and septic tank cleaning services -----	14	12 211	5 311	1 204	200
7699 pt.	Other repair and related services, n.e.c. -----	206	89 044	27 171	6 582	1 210
78, 79, 84	Amusement and recreation services, including motion pictures and museums -----	642	450 703	170 220	28 682	8 252
781, 2	Motion picture production, distribution, and services -----	53	83 790	8 160	1 935	306
7812 pt.	Motion picture production, except for television -----	19	7 327	2 023	527	68
7812 pt.	Motion picture and tape production for television -----	12	(D)	(D)	(D)	BB
7819	Services allied to motion picture production -----	10	9 300	1 780	412	72
7822 pt.	Motion picture film and tape distributors -----	11	61 230	2 239	517	106
7822 pt.	Motion picture film exchanges -----	6	(D)	(D)	(D)	BB
7822 pt.	Video tape wholesalers -----	5	(D)	(D)	(D)	BB
7822 pt.	Film and tape distribution for television -----	1	(D)	(D)	(D)	AA
7829	Services allied to motion picture distribution -----	1	(D)	(D)	(D)	AA
783	Motion picture theaters -----	47	56 812	6 417	1 494	994
7832	Motion picture theaters, except drive-in -----	41	54 729	6 067	1 453	940
7833	Drive-in motion picture theaters -----	6	2 083	350	41	54
784	Video tape rental -----	127	46 670	7 005	1 696	967
792	Theatrical producers (except motion picture), bands, orchestras, and entertainers -----	50	12 072	3 645	772	309
7922	Theatrical producers (except motion picture) and miscellaneous theatrical services -----	26	9 466	2 584	581	222
7922 pt.	Producers of live theatrical productions -----	6	3 231	1 252	260	122
7922 pt.	Producers of radio and television shows, except tape producers -----	2	(D)	(D)	(D)	AA
7922 pt.	Artists' and entertainers' managers or agents, concert bureaus, booking agents -----	9	2 616	292	71	20
7922 pt.	Other theatrical services -----	9	(D)	(D)	(D)	BB
7929	Bands, orchestras, actors, and other entertainers and entertainment groups -----	24	2 606	1 061	191	87
7929 pt.	Dance groups and artists -----	—	—	—	—	—
7929 pt.	Symphony orchestras, opera companies, and chamber music organizations -----	—	—	—	—	—
7929 pt.	Other music and entertainment presentations -----	24	2 606	1 061	191	87
7929 pt.	Other music groups and artists -----	12	636	229	80	45
7929 pt.	Other entertainers and entertainment groups -----	12	1 970	832	111	42
793	Bowling centers -----	44	24 937	6 841	1 698	780
79 ex. 792, 3, 84	Commercial sports and other amusement and recreation services, including museums -----	321	226 422	138 152	21 087	4 896
794	Commercial sports -----	18	99 199	103 119	13 792	1 343
7941	Professional sports clubs, managers, promoters -----	10	(D)	(D)	(D)	FF
7941 pt.	Baseball clubs -----	1	(D)	(D)	(D)	CC
7941 pt.	Football clubs -----	1	(D)	(D)	(D)	CC
7941 pt.	Other professional sports clubs -----	1	(D)	(D)	(D)	BB
7941 pt.	Managers and promoters -----	7	12 239	1 391	623	168
7948	Racing, including track operation -----	8	(D)	(D)	(D)	FF
7948 pt.	Auto racetrack operation -----	3	1 560	108	15	8
7948 pt.	Horse racetrack operation -----	1	(D)	(D)	(D)	EE
7948 pt.	Dog racetrack operation -----	1	(D)	(D)	(D)	EE
7948 pt.	Racing stables and racing, n.e.c. -----	3	618	151	42	9
79 ex. 792, 3, 4, 84	Other amusement and recreation services, including museums -----	303	127 223	35 033	7 295	3 553
791	Dance studios, schools, and halls -----	52	5 931	2 169	495	280
7991	Physical fitness facilities -----	54	24 679	6 737	1 708	946
7991 pt.	Physical fitness centers, except gymnasiums and athletic clubs -----	45	21 623	5 714	1 446	791
7991 pt.	Gymnasiums and athletic clubs -----	9	3 056	1 023	262	155
7992	Public golf courses -----	20	10 288	2 758	580	314
7993	Coin-operated amusement devices -----	30	9 004	1 440	352	108
7996	Amusement parks -----	7	(D)	(D)	(D)	FF
7997	Membership sports and recreation clubs -----	33	16 780	5 000	1 166	461
7999, 84	Amusement and recreation services, including museums, n.e.c. -----	107	(D)	(D)	(D)	FF
7999 pt.	Concession operators of amusement devices and rides -----	5	(D)	(D)	(D)	BB
7999 pt.	Carnivals, circuses, and fairs -----	3	2 348	326	44	18
7999 pt.	Carnivals and circuses -----	3	2 348	326	44	18
7999 pt., 84	Fairs -----	—	—	—	—	—
7999 pt.	Other recreation and amusements, including museums -----	99	(D)	(D)	(D)	FF
84	Museums, art galleries, and botanical and zoological gardens -----	4	(D)	(D)	(D)	BB
841	Museums and art galleries -----	2	(D)	(D)	(D)	BB
842	Arboreta and botanical or zoological gardens -----	2	(D)	(D)	(D)	AA
7999 pt.	Roller skating rinks -----	18	3 278	1 016	277	226
7999 pt.	Ice skating rinks -----	—	—	—	—	—
7999 pt.	Other amusement and recreation services, n.e.c. -----	77	21 460	5 058	1 205	461

MO-78 MISSOURI

SERVICE INDUSTRIES—GEOGRAPHIC AREA SERIES

Table 7a. Summary Statistics for Firms Subject to Federal Income Tax for Metropolitan Areas: 1992—Con.

[Includes only establishments with payroll. For meaning of abbreviations and symbols, see introductory text. For explanation of terms and comparability of 1987 and 1992 censuses, see appendix A. For definitions of CMSA's, MSA's, and PMSA's, see appendix D]

SIC code	Geographic area and kind of business or operation	Establishments (number)	Receipts (\$1,000)	Annual payroll (\$1,000)	First-quarter payroll (\$1,000)	Paid employees for pay period including March 12 (number)
KANSAS CITY, MO-KS MSA—Con.						
80	Health services -----	2 855	2 185 509	990 267	219 682	33 776
801	Offices and clinics of doctors of medicine -----	1 117	977 614	537 304	112 532	9 969
8011 pt.	Offices of doctors of medicine -----	1 047	889 971	496 042	103 009	8 986
8011 pt.	General medical clinics -----	70	87 643	41 262	9 523	983
802	Offices and clinics of dentists -----	767	215 822	82 628	18 132	3 720
8021 pt.	Offices of dentists -----	765	(D)	(D)	(D)	HH
8021 pt.	Dental clinics -----	2	(D)	(D)	(D)	AA
803	Offices and clinics of doctors of osteopathy -----	109	46 389	23 185	4 640	661
8031 pt.	Offices of osteopathic physicians -----	102	44 268	21 912	4 422	634
8031 pt.	Osteopathic clinics -----	7	2 121	1 273	218	27
804	Offices and clinics of other health practitioners -----	447	94 767	33 321	7 254	1 572
8041	Offices and clinics of chiropractors -----	188	28 185	8 254	1 789	505
8042	Offices and clinics of optometrists -----	76	19 298	5 005	1 129	257
8043	Offices and clinics of podiatrists -----	35	10 200	4 369	976	139
8049	Offices and clinics of health practitioners, n.e.c. -----	148	37 084	15 693	3 360	671
805	Nursing and personal care facilities -----	139	222 774	103 165	25 877	9 079
8051	Skilled nursing care facilities -----	106	197 637	91 354	22 676	7 848
8052	Intermediate care facilities -----	23	17 007	8 245	2 311	938
8059	Nursing and personal care facilities, n.e.c. -----	10	8 130	3 566	890	293
806	Hospitals -----	12	176 809	61 828	15 301	2 437
8062	General medical and surgical hospitals -----	1	(D)	(D)	(D)	FF
8063, 9	Specialty hospitals -----	11	(D)	(D)	(D)	GG
8063	Psychiatric hospitals -----	7	55 026	19 320	4 916	861
8069	Specialty hospitals, except psychiatric -----	4	(D)	(D)	(D)	FF
807, 8, 9	Other health services -----	264	451 334	148 836	35 946	6 338
807	Medical and dental laboratories -----	104	231 359	68 867	16 601	2 369
8071	Medical laboratories -----	57	201 534	56 227	13 834	1 793
8072	Dental laboratories -----	47	29 825	12 640	2 767	576
808	Home health care services -----	59	81 112	32 814	8 802	2 344
809	Miscellaneous health and allied services, n.e.c. -----	101	138 863	47 155	10 543	1 625
8092	Kidney dialysis centers -----	6	15 687	3 746	892	150
8093	Specialty outpatient facilities, n.e.c. -----	64	96 124	31 827	7 020	1 091
8099	Health and allied services, n.e.c. -----	31	27 052	11 582	2 631	384
81	Legal services -----	913	652 661	266 971	56 594	6 797
823, 4, 9	Selected educational services -----	111	138 950	24 052	5 056	1 267
823	Libraries -----	4	151	77	20	5
824	Vocational schools -----	41	104 952	17 515	3 539	735
8243	Data processing schools -----	13	5 019	1 883	415	110
8244	Business and secretarial schools -----	5	(D)	(D)	(D)	BB
8249	Vocational schools, n.e.c. -----	23	(D)	(D)	(D)	FF
829	Schools and educational services, n.e.c. -----	66	33 847	6 460	1 497	527
83	Social services -----	432	92 536	37 673	8 675	3 832
835	Child day care services -----	269	43 574	19 256	4 469	2 513
832, 3, 6, 9	Other social services -----	163	48 962	18 417	4 206	1 319
832	Individual and family social services -----	51	16 290	5 484	1 223	310
833	Job training and vocational rehabilitation services -----	23	5 259	2 366	586	121
836	Residential care -----	75	24 506	9 611	2 175	817
839	Social services, n.e.c. -----	14	2 907	956	222	71
87 ex. 8733	Engineering, accounting, research, management, and related services (except noncommercial research organizations) -----	1 632	1 370 221	618 744	138 801	19 014
871	Engineering, architectural, and surveying services -----	444	750 826	358 572	78 076	8 536
8711	Engineering services -----	274	652 249	317 820	69 221	7 356
8712	Architectural services -----	139	78 256	29 983	6 544	860
8713	Surveying services -----	31	20 321	10 769	2 311	320
872	Accounting, auditing, and bookkeeping services -----	573	243 830	105 974	24 115	4 247
873 ex. 8733	Research, development, and testing services (except noncommercial research organizations) -----	82	50 455	22 388	5 813	1 578
8731	Commercial physical and biological research -----	21	15 679	7 297	1 941	240
8731 pt.	Commercial physical research -----	10	4 542	1 833	640	89
8731 pt.	Commercial medical and biological research -----	11	11 137	5 464	1 301	151
8732	Commercial economic, sociological, and educational research -----	43	24 298	10 462	2 797	1 154
8734	Testing laboratories -----	18	10 478	4 629	1 075	184
874	Management and public relations services -----	533	325 110	131 810	30 797	4 653
8741	Management services -----	141	125 823	53 274	13 226	2 511
8742	Management consulting services -----	253	122 314	52 141	11 673	1 293
8743	Public relations services -----	40	28 991	10 964	2 355	251
8744	Facilities support management services -----	4	7 189	3 205	841	170
8748	Business consulting services, n.e.c. -----	95	40 793	12 226	2 702	428
89	Services, n.e.c. -----	98	45 075	20 270	4 276	503
8999 pt.	Scientific and related consulting services, except environmental -----	28	19 260	10 998	2 114	210
8999 pt.	Other services -----	70	25 815	9 272	2 162	293
8999 pt.	Environmental consulting -----	39	21 064	7 996	1 902	238
8999 pt.	Authors, composers, and other arts-related services -----	14	2 978	944	165	30
8999 pt.	Other services, n.e.c. -----	17	1 773	332	95	25

Table 7a. Summary Statistics for Firms Subject to Federal Income Tax for Metropolitan Areas: 1992—Con.

[Includes only establishments with payroll. For meaning of abbreviations and symbols, see introductory text. For explanation of terms and comparability of 1987 and 1992 censuses, see appendix A. For definitions of CMSA's, MSA's, and PMSA's, see appendix D]

SIC code	Geographic area and kind of business or operation	Establishments (number)	Receipts (\$1,000)	Annual payroll (\$1,000)	First-quarter payroll (\$1,000)	Paid employees for pay period including March 12 (number)
ST. JOSEPH, MO MSA						
	Total	612	228 219	87 264	19 151	5 404
70 ex. 704	Hotels, rooming houses, camps, and other lodging places (except membership lodging)	12	7 174	1 724	389	198
7011	Hotels and motels	9	6 922	1 680	376	187
7011 pt.	Hotels	4	5 160	1 376	309	149
7011 pt.	Motels, motor hotels, and tourist courts	5	1 762	304	67	38
702, 3	Other lodging places	3	252	44	13	11
72	Personal services	92	16 562	5 468	1 340	584
721	Laundry, cleaning, and garment services	20	5 103	1 430	318	137
7211	Power laundries, family and commercial*	—	—	—	—	—
7213	Linen supply*	1	(D)	(D)	(D)	BB
7215	Coin-operated laundries and drycleaning	6	604	145	34	26
7216	Drycleaning plants, except rug cleaning*	6	896	283	69	32
7217	Carpet and upholstery cleaning	2	(D)	(D)	(D)	AA
7218	Industrial laundriers*	—	—	—	—	—
7212, 9	Other laundry, cleaning, and garment services*	5	(D)	(D)	(D)	AA
722	Photographic studios, portrait	6	1 050	231	50	23
723, 4	Beauty and barber shops	40	3 574	1 588	382	189
723	Beauty shops	38	(D)	(D)	(D)	CC
724	Barber shops	2	(D)	(D)	(D)	AA
725	Shoe repair shops and shoeshine parlors	—	—	—	—	—
726	Funeral service and crematories	9	4 816	1 547	341	68
729	Miscellaneous personal services	17	2 019	672	249	167
73	Business services	82	31 060	10 324	2 543	1 274
731	Advertising	9	8 290	1 701	442	68
732	Consumer credit reporting agencies, mercantile reporting agencies, and adjustment and collection agencies	1	(D)	(D)	(D)	AA
733	Mailing, reproduction, commercial art and photography, and stenographic services	4	(D)	(D)	(D)	AA
734	Services to dwellings and other buildings	28	2 968	1 422	358	216
735	Miscellaneous equipment rental and leasing	13	4 615	1 113	268	54
736	Personnel supply services	5	4 503	3 067	718	563
737	Computer programming, data processing, and other computer related services	5	532	327	79	13
7371, 2, 3	Computer programming, prepackaged software, and integrated systems	2	(D)	(D)	(D)	AA
7374, 5, 6	Data processing services	1	(D)	(D)	(D)	AA
7377, 8, 9	Computer rental and leasing, maintenance, and related services, n.e.c.	2	(D)	(D)	(D)	AA
738	Miscellaneous business services	17	(D)	(D)	(D)	EE
75	Automotive repair, services, and parking	77	19 752	4 712	1 167	288
751	Automotive rental and leasing, without drivers	5	2 906	446	103	27
752	Automobile parking	—	—	—	—	—
753	Automotive repair shops	61	15 785	3 999	1 007	236
7532	Top, body, and upholstery repair shops and paint shops	15	4 495	1 274	351	80
7538	General automotive repair shops	29	6 456	1 545	360	91
7533, 4, 6, 7, 9	Other automotive repair shops	17	4 834	1 180	296	65
754	Automotive services, except repair	11	1 061	267	57	25
76	Miscellaneous repair services	29	7 360	1 946	481	141
762	Electrical repair shops	10	2 588	753	185	54
7622	Radio and television repair shops	3	(D)	(D)	(D)	AA
7623, 9	Other electrical and electronic repair shops	7	(D)	(D)	(D)	BB
763	Watch, clock, and jewelry repair	2	(D)	(D)	(D)	AA
764	Reupholstery and furniture repair	2	(D)	(D)	(D)	AA
769	Miscellaneous repair and related services	15	(D)	(D)	(D)	BB
78, 79, 84	Amusement and recreation services, including motion pictures and museums	30	10 053	2 212	541	353
781, 2	Motion picture production, distribution, and services	—	—	—	—	—
783	Motion picture theaters	4	(D)	(D)	(D)	BB
784	Video tape rental	9	(D)	(D)	(D)	BB
792	Theatrical producers (except motion picture), bands, orchestras, and entertainers	—	—	—	—	—
793	Bowling centers	4	3 190	951	227	141
79 ex. 792, 3, 84	Commercial sports and other amusement and recreation services, including museums	13	1 611	498	130	118
80	Health services	160	92 186	45 485	9 210	1 787
801	Offices and clinics of doctors of medicine	65	52 817	29 730	5 705	576
802	Offices and clinics of dentists	33	8 428	2 623	559	135
803	Offices and clinics of doctors of osteopathy	4	(D)	(D)	(D)	AA
804	Offices and clinics of other health practitioners	24	6 098	2 196	490	104
805	Nursing and personal care facilities	16	13 606	6 335	1 591	772
806	Hospitals	—	—	—	—	—
807, 8, 9	Other health services	18	(D)	(D)	(D)	CC
81	Legal services	41	10 847	2 816	638	133
823, 4, 9	Selected educational services	4	(D)	(D)	(D)	AA

MO—80 MISSOURI

SERVICE INDUSTRIES—GEOGRAPHIC AREA SERIES

Table 7a. Summary Statistics for Firms Subject to Federal Income Tax for Metropolitan Areas: 1992 — Con.

[Includes only establishments with payroll. For meaning of abbreviations and symbols, see introductory text. For explanation of terms and comparability of 1987 and 1992 censuses, see appendix A. For definitions of CMSA's, MSA's, and PMSA's, see appendix D]

SIC code	Geographic area and kind of business or operation	Establishments (number)	Receipts (\$1,000)	Annual payroll (\$1,000)	First-quarter payroll (\$1,000)	Paid employees for pay period including March 12 (number)
ST. JOSEPH, MO MSA — Con.						
83	Social services	26	6 932	2 717	587	297
835	Child day care services	11	945	445	117	73
832, 3, 6, 9	Other social services	15	5 987	2 272	470	224
87 ex. 8733	Engineering, accounting, research, management, and related services (except noncommercial research organizations)	57	25 644	9 785	2 240	340
871	Engineering, architectural, and surveying services	9	(D)	(D)	(D)	BB
872	Accounting, auditing, and bookkeeping services	34	6 529	2 336	486	125
873 ex. 8733	Research, development, and testing services (except noncommercial research organizations)	3	(D)	(D)	(D)	CC
874	Management and public relations services	11	2 747	1 328	333	43
89	Services, n.e.c.	2	(D)	(D)	(D)	AA
ST. LOUIS, MO-IL MSA						
	Total	18 540	12 145 564	4 512 324	1 027 226	205 420
70 ex. 704	Hotels, rooming houses, camps, and other lodging places (except membership lodging)	274	419 135	121 175	27 996	10 922
7011	Hotels and motels	245	415 395	120 423	27 892	10 832
7011 pt.	Hotels	123	357 799	106 441	24 879	9 282
7011 pt.	Hotels, 25 guestrooms or more	110	356 130	105 977	24 758	9 215
7011 pt.	Hotels, less than 25 guestrooms	13	1 669	464	121	67
7011 pt.	Motels, motor hotels, and tourist courts	122	57 596	13 982	3 013	1 550
7011 pt.	Motels, tourist courts	98	43 537	10 770	2 317	1 205
7011 pt.	Motor hotels	24	14 059	3 212	696	345
702, 3	Other lodging places	29	3 740	752	104	90
702	Rooming and boarding houses	7	626	175	33	33
703	Camps and recreational vehicle parks	22	3 114	577	71	57
7032	Sporting and recreational camps	6	1 136	265	24	19
7033	Recreational vehicle parks and campsites	16	1 978	312	47	38
72	Personal services	2 276	589 753	197 235	47 694	17 379
721	Laundry, cleaning, and garment services	648	178 948	61 635	14 502	4 874
7211	Power laundries, family and commercial*	15	6 694	3 168	711	243
7213	Linen supply*	18	20 091	7 321	1 706	415
7215	Coin-operated laundries and drycleaning	176	26 960	5 678	1 323	669
7215 pt.	Coin-operated laundries and drycleaning stores	170	(D)	(D)	(D)	FF
7215 pt.	Coin-operated laundry routes	6	(D)	(D)	(D)	BB
7216	Drycleaning plants, except rug cleaning*	272	60 601	23 290	5 470	2 030
7217	Carpet and upholstery cleaning	75	18 381	8 237	1 923	623
7218	Industrial launderers*	16	36 736	11 158	2 689	590
7212, 9	Other laundry, cleaning, and garment services*	76	9 485	2 783	680	304
7212	Garment pressing, and agents for laundries and drycleaners	27	3 863	748	173	98
7219	Laundry and garment services, n.e.c.*	49	5 622	2 035	507	206
722	Photographic studios, portrait	140	119 338	30 012	6 772	2 657
723, 4	Beauty and barber shops	992	117 283	54 596	12 951	4 962
723	Beauty shops	949	113 343	52 895	12 533	4 839
724	Barber shops	43	3 940	1 701	418	123
725	Shoe repair shops and shoeshine parlors	37	3 711	1 188	265	109
726	Funeral service and crematories	163	103 079	27 749	6 855	1 383
729	Miscellaneous personal services	296	67 394	22 055	6 349	3 394
7291	Tax return preparation services	71	12 916	6 255	2 628	1 723
7299	Miscellaneous personal services, n.e.c.	225	54 478	15 800	3 721	1 671
7299 pt.	Massage parlors, tanning salons, and saunas	63	5 848	1 987	377	274
7299 pt.	Other personal services	162	48 630	13 813	3 344	1 397
7299 pt.	Diet and weight reducing services	42	26 069	5 902	1 545	803
7299 pt.	Formal wear rental	30	8 643	3 773	901	195
7299 pt.	Other personal services, n.e.c.	90	13 918	4 138	898	399
73	Business services	3 415	3 223 468	1 266 663	301 487	67 903
731	Advertising	211	244 247	78 413	20 370	2 101
7311	Advertising agencies	160	181 673	63 164	16 568	1 516
7312	Outdoor advertising services	11	23 195	4 521	1 097	127
7313	Radio, television, publishers' advertising representatives	19	23 587	6 200	1 399	158
7313 pt.	Radio, television advertising representatives	14	20 757	5 652	1 257	138
7313 pt.	Publishers' advertising representatives	5	2 830	548	142	20
7319	Advertising, n.e.c.	21	15 792	4 528	1 306	300
732	Consumer credit reporting agencies, mercantile reporting agencies, and adjustment and collection agencies	80	74 627	28 135	6 700	1 549
7322	Adjustment and collection services	68	51 757	24 163	5 685	1 313
7323	Credit reporting services	12	22 870	3 972	1 015	236
733	Mailing, reproduction, commercial art and photography, and stenographic services	364	233 181	76 598	16 913	3 208
7331	Direct mail advertising services	35	89 289	28 197	6 802	1 176
7331 pt.	Mailing list compilers, brokers, and managers	7	7 142	2 497	665	235
7331 pt.	Direct mail advertising services, except mailing list services	28	82 147	25 700	6 137	941
7334	Photocopying and duplicating services	56	34 243	10 228	2 300	540
7334 pt.	Blueprinting and photocopying services	56	34 243	10 228	2 300	540
7334 pt.	Duplicating services, except printing and photocopying	—	—	—	—	—
7335, 6	Commercial photography, art, and graphics	217	96 942	33 478	6 641	1 063
7335	Commercial photography	59	15 326	5 127	1 196	193
7336	Commercial art and graphic design	158	81 616	28 351	5 445	870
7336 pt.	Commercial art	42	6 793	2 348	591	101
7336 pt.	Graphic arts and related design	116	74 823	26 003	4 854	769
7338	Secretarial and court reporting services	56	12 707	4 695	1 170	429

Table 7a. Summary Statistics for Firms Subject to Federal Income Tax for Metropolitan Areas: 1992 — Con.

[Includes only establishments with payroll. For meaning of abbreviations and symbols, see introductory text. For explanation of terms and comparability of 1987 and 1992 censuses, see appendix A. For definitions of CMSA's, MSA's, and PMSA's, see appendix D]

SIC code	Geographic area and kind of business or operation	Establishments (number)	Receipts (\$1,000)	Annual payroll (\$1,000)	First-quarter payroll (\$1,000)	Paid employees for pay period including March 12 (number)
ST. LOUIS, MO-IL MSA — Con.						
73	Business services—Con.					
734	Services to dwellings and other buildings	702	193 789	104 950	24 660	12 044
7342	Disinfecting and pest control services	122	29 022	11 035	2 333	633
7349	Building cleaning and maintenance services, n.e.c.	580	164 767	93 915	22 327	11 411
735	Miscellaneous equipment rental and leasing	250	188 929	45 680	10 963	2 125
7352	Medical equipment rental and leasing	34	47 079	11 203	2 652	484
7353	Heavy construction equipment rental and leasing	28	35 544	8 433	1 933	263
7353 pt.	Rental and leasing of heavy construction equipment without operators	16	21 651	5 230	1 200	153
7353 pt.	Rental and leasing of heavy construction equipment with operators	12	13 893	3 203	733	110
7359	Equipment rental and leasing, n.e.c.	188	106 306	26 044	6 378	1 378
7359 pt.	Equipment rental	161	95 152	23 090	5 597	1 257
7359 pt.	Rent-to-own	57	26 701	4 563	1 002	271
7359 pt.	Equipment rental, except rent-to-own	104	68 451	18 527	4 595	986
7359 pt.	Equipment leasing, except finance leasing	27	11 154	2 954	781	121
736	Personnel supply services	323	492 927	267 916	64 218	23 466
7361	Employment agencies	140	73 830	39 787	9 300	2 336
7363	Help supply services	183	419 097	228 129	54 918	21 130
7363 pt.	Temporary help supply	146	247 305	177 498	42 723	18 341
7363 pt.	Help supply, except temporary	37	171 792	50 631	12 195	2 789
7363 pt.	Employee leasing	26	(D)	(D)	(D)	GG
7363 pt.	Other help supply services	11	(D)	(D)	(D)	GG
737	Computer programming, data processing, and other computer related services	699	1 250 184	471 409	114 204	12 309
7371, 2, 3	Computer programming, prepackaged software, and integrated systems	430	692 367	221 765	53 064	5 206
7371	Computer programming services	313	321 265	122 062	29 316	2 900
7372	Prepackaged software	57	129 965	26 624	6 675	678
7373	Computer integrated systems	60	241 137	73 079	17 073	1 628
7374, 5, 6	Data processing services	107	384 574	194 494	48 130	5 566
7374, 5	Computer processing, information retrieval	98	376 088	191 047	47 170	5 455
7374	Computer processing and data preparation and processing services	90	365 899	188 600	46 702	5 376
7375	Information retrieval services	8	10 189	2 447	468	79
7376	Computer facilities management services	9	8 666	3 447	960	111
7377, 8, 9	Computer rental and leasing, maintenance, and related services, n.e.c.	162	173 063	55 150	13 010	1 537
7377	Computer rental and leasing	13	27 084	3 250	746	100
7378	Computer maintenance and repair	53	69 957	16 270	4 207	552
7379	Computer related services, n.e.c.	96	76 022	35 630	8 057	885
7379 pt.	Computer consultants	78	69 458	32 514	7 258	750
7379 pt.	Miscellaneous computer services, n.e.c.	18	6 564	3 116	799	135
738	Miscellaneous business services	786	545 584	193 562	43 459	11 101
7381, 2	Detective agencies and protective services	140	108 380	62 874	14 470	4 692
7381	Detective, guard, and armored car services	110	74 224	51 621	11 685	4 204
7381 pt.	Detective agencies and guard services	104	(D)	(D)	(D)	HH
7381 pt.	Armored car services	6	(D)	(D)	(D)	CC
7382	Security systems services	30	34 156	11 253	2 785	488
7383	News syndicates	6	(D)	(D)	(D)	BB
7384	Photofinishing laboratories*	84	(D)	(D)	(D)	FF
7384 pt.	Photofinishing laboratories, except "one-hour" (mini) labs*	37	56 167	15 879	3 331	635
7384 pt.	One-hour (mini) photofinishing*	47	(D)	(D)	(D)	CC
7389	Business services, n.e.c.	556	367 936	111 613	24 877	5 542
7389 pt.	Sign painting shops	29	5 535	1 796	461	109
7389 pt.	Interior designing	74	17 012	5 299	1 085	217
7389 pt.	Telephone answering services	30	11 612	5 395	1 240	379
7389 pt.	Other business services	423	333 777	99 123	22 091	4 837
7389 pt.	Water softening and conditioning services	12	14 863	3 095	650	111
7389 pt.	Packaging and labeling services	24	70 059	12 976	2 461	467
7389 pt.	Trading stamp services	—	—	—	—	—
7389 pt.	Miscellaneous business services	387	248 855	83 052	18 980	4 259
7389 pt.	Convention and trade show services	16	9 707	3 313	837	189
7389 pt.	Private mail centers	28	8 396	2 792	677	320
7389 pt.	Miscellaneous business services, n.e.c.	343	230 752	76 947	17 466	3 750
75	Automotive repair, services, and parking	1 918	808 078	197 063	46 285	10 720
751	Automotive rental and leasing, without drivers	88	212 443	32 795	7 685	1 397
7513	Truck rental and leasing, without drivers	47	75 545	11 874	2 871	514
7513 pt.	Truck rental, without drivers	25	50 772	8 009	1 954	355
7513 pt.	Truck leasing, except finance leasing	22	24 773	3 865	917	159
7514, 5	Passenger car rental and leasing	36	133 464	20 124	4 623	846
7514	Passenger car rental	27	(D)	(D)	(D)	FF
7515	Passenger car leasing	9	(D)	(D)	(D)	EE
7519	Utility trailer and recreational vehicle rental	5	3 434	797	191	37
752	Automobile parking	122	46 826	7 461	1 839	758
7521 pt.	Parking lots	97	33 444	5 530	1 355	581
7521 pt.	Parking structures	25	13 382	1 931	484	177
753	Automotive repair shops	1 446	483 307	136 556	32 190	6 554
7532	Top, body, and upholstery repair shops and paint shops	427	151 054	47 718	11 252	2 115
7532 pt.	Top and body repair shops	403	146 266	46 042	10 867	2 036
7532 pt.	Paint shops	24	4 788	1 676	385	79
7538	General automotive repair shops	700	216 129	56 162	13 063	2 823
7538 pt.	General automotive repair shops, except diesel	635	190 471	47 767	11 129	2 451
7538 pt.	Diesel repair shops	65	25 658	8 395	1 934	372

Table 7a. Summary Statistics for Firms Subject to Federal Income Tax for Metropolitan Areas: 1992 — Con.

[Includes only establishments with payroll. For meaning of abbreviations and symbols, see introductory text. For explanation of terms and comparability of 1987 and 1992 censuses, see appendix A. For definitions of CMSA's, MSA's, and PMSA's, see appendix D]

SIC code	Geographic area and kind of business or operation	Establishments (number)	Receipts (\$1,000)	Annual payroll (\$1,000)	First-quarter payroll (\$1,000)	Paid employees for pay period including March 12 (number)
ST. LOUIS, MO-IL MSA — Con.						
75	Automotive repair, services, and parking — Con.					
753	Automotive repair shops — Con.					
7533, 4, 6, 7, 9	Other automotive repair shops -----	319	116 124	32 676	7 875	1 616
7533	Automotive exhaust system repair shops -----	80	30 500	8 381	2 012	418
7534	Tire retreading and repair shops -----	34	30 096	7 283	1 721	330
7536	Automotive glass replacement shops -----	58	20 871	6 130	1 483	275
7537	Automotive transmission repair shops -----	66	14 111	4 302	1 125	229
7539	Automotive repair shops, n.e.c. -----	81	20 546	6 580	1 534	364
7539 pt.	Radiator repair -----	35	7 860	2 705	563	125
7539 pt.	Brake, front end, and wheel alignment -----	23	4 855	1 653	447	101
7539 pt.	Automotive electrical and fuel system services -----	14	3 044	924	227	68
7539 pt.	Carburetor repair shops -----	7	1 702	546	138	28
7539 pt.	Automotive electrical repair shops -----	7	1 342	378	89	40
7539 pt.	Other automotive repair shops, n.e.c. -----	9	4 787	1 298	297	70
754	Automotive services, except repair -----	262	65 502	20 251	4 571	2 011
7542	Carwashes -----	123	22 058	7 337	1 638	974
7549	Automotive services, except repair and carwashes -----	139	43 444	12 914	2 933	1 037
7549 pt.	Lubrication shops -----	78	24 918	6 746	1 482	577
7549 pt.	Other automotive services -----	61	18 526	6 168	1 451	460
7549 pt.	Towing services -----	46	13 318	4 658	1 086	360
7549 pt.	Other automotive services, n.e.c. -----	15	5 208	1 510	365	100
76	Miscellaneous repair services -----	781	336 642	111 377	26 519	4 809
762	Electrical repair shops -----	244	106 290	39 132	9 429	1 777
7622	Radio and television repair shops -----	75	22 635	9 037	2 309	380
7623, 9	Other electrical and electronic repair shops -----	169	83 655	30 095	7 120	1 397
7623	Refrigeration and air-conditioning service and repair shops -----	41	18 659	6 060	1 415	208
7629	Electrical and electronic repair shops, n.e.c. -----	128	64 996	24 035	5 705	1 189
763	Watch, clock, and jewelry repair -----	23	3 406	815	180	65
764	Reupholstery and furniture repair -----	78	8 988	2 930	679	202
769	Miscellaneous repair and related services -----	436	217 958	68 500	16 231	2 765
7692	Welding repair -----	33	6 032	2 289	617	100
7694	Armature rewinding shops -----	16	17 372	4 419	1 071	162
7699	Repair shops and related services, n.e.c. -----	387	194 554	61 792	14 543	2 503
7699 pt.	Farm machinery and equipment repair -----	11	1 903	270	60	21
7699 pt.	Lawnmower and other small gasoline engine repair -----	23	4 484	1 293	290	74
7699 pt.	Sewer and septic tank cleaning services -----	31	18 470	7 029	1 710	310
7699 pt.	Other repair and related services, n.e.c. -----	322	169 697	53 200	12 483	2 098
78, 79, 84	Amusement and recreation services, including motion pictures and museums -----	1 108	657 357	191 404	41 103	12 177
781, 2	Motion picture production, distribution, and services -----	81	58 415	16 040	3 918	699
7812 pt.	Motion picture production, except for television -----	35	16 390	4 577	1 074	167
7812 pt.	Motion picture and tape production for television -----	16	(D)	(D)	(D)	BB
7819	Services allied to motion picture production -----	20	23 512	7 187	1 771	384
7822 pt.	Motion picture film and tape distributors -----	8	13 114	2 848	719	87
7822 pt.	Motion picture film exchanges -----	6	(D)	(D)	(D)	BB
7822 pt.	Video tape wholesalers -----	2	(D)	(D)	(D)	AA
7822 pt.	Film and tape distribution for television -----	1	(D)	(D)	(D)	AA
7829	Services allied to motion picture distribution -----	1	(D)	(D)	(D)	AA
783	Motion picture theaters -----	56	52 544	6 726	1 662	1 087
7832	Motion picture theaters, except drive-in -----	53	(D)	(D)	(D)	GG
7833	Drive-in motion picture theaters -----	3	(D)	(D)	(D)	AA
784	Video tape rental -----	203	45 059	7 897	1 917	1 084
792	Theatrical producers (except motion picture), bands, orchestras, and entertainers -----	93	67 723	12 264	2 994	911
7922	Theatrical producers (except motion picture) and miscellaneous theatrical services -----	30	51 642	7 773	1 575	540
7922 pt.	Producers of live theatrical productions -----	8	951	411	68	140
7922 pt.	Producers of radio and television shows, except tape producers -----	-	-	-	-	-
7922 pt.	Artists' and entertainers' managers or agents, concert bureaus, booking agents -----	9	(D)	(D)	(D)	CC
7922 pt.	Other theatrical services -----	13	(D)	(D)	(D)	EE
7929	Bands, orchestras, actors, and other entertainers and entertainment groups -----	63	16 081	4 491	1 419	371
7929 pt.	Dance groups and artists -----	-	-	-	-	-
7929 pt.	Symphony orchestras, opera companies, and chamber music organizations -----	1	(D)	(D)	(D)	AA
7929 pt.	Other music and entertainment presentations -----	62	(D)	(D)	(D)	EE
7929 pt.	Other music groups and artists -----	37	(D)	(D)	(D)	CC
7929 pt.	Other entertainers and entertainment groups -----	25	12 192	3 475	1 218	202
793	Bowling centers -----	77	42 827	12 062	3 276	1 523
79 ex. 792, 3, 84	Commercial sports and other amusement and recreation services, including museums -----	598	390 789	136 415	27 336	6 873
794	Commercial sports -----	45	89 107	58 000	10 522	769
7941	Professional sports clubs, managers, promoters -----	16	54 020	50 723	8 971	395
7941 pt.	Baseball clubs -----	1	(D)	(D)	(D)	CC
7941 pt.	Football clubs -----	-	-	-	-	-
7941 pt.	Other professional sports clubs -----	3	(D)	(D)	(D)	BB
7941 pt.	Managers and promoters -----	12	(D)	(D)	(D)	BB
7948	Racing, including track operation -----	29	35 087	7 277	1 551	374
7948 pt.	Auto racetrack operation -----	7	(D)	(D)	(D)	AA
7948 pt.	Horse racetrack operation -----	1	(D)	(D)	(D)	EE
7948 pt.	Dog racetrack operation -----	-	-	-	-	-
7948 pt.	Racing stables and racing, n.e.c. -----	21	(D)	(D)	(D)	BB

Table 7a. Summary Statistics for Firms Subject to Federal Income Tax for Metropolitan Areas: 1992—Con.

[Includes only establishments with payroll. For meaning of abbreviations and symbols, see introductory text. For explanation of terms and comparability of 1987 and 1992 censuses, see appendix A. For definitions of CMSA's, MSA's, and PMSA's, see appendix D]

SIC code	Geographic area and kind of business or operation	Establishments (number)	Receipts (\$1,000)	Annual payroll (\$1,000)	First-quarter payroll (\$1,000)	Paid employees for pay period including March 12 (number)
ST. LOUIS, MO-IL MSA—Con.						
78, 79, 84	Amusement and recreation services, including motion pictures and museums—Con.					
79 ex. 792, 3; 84	Commercial sports and other amusement and recreation services, including museums—Con.					
79 ex. 792, 3, 4; 84	Other amusement and recreation services, including museums	553	301 682	78 415	16 814	6 104
791	Dance studios, schools, and halls	66	6 328	1 515	392	347
7991	Physical fitness facilities	97	32 032	8 639	2 163	1 280
7991 pt.	Physical fitness centers, except gymnasiums and athletic clubs	76	26 450	6 787	1 786	1 026
7991 pt.	Gymnasiums and athletic clubs	21	5 582	1 852	377	254
7992	Public golf courses	41	27 886	8 435	1 261	582
7993	Coin-operated amusement devices	50	27 875	5 644	1 255	302
7996	Amusement parks	8	(D)	(D)	(D)	EE
7997	Membership sports and recreation clubs	77	54 578	18 930	3 886	1 496
7999, 84	Amusement and recreation services, including museums, n.e.c.	214	(D)	(D)	(D)	GG
7999 pt.	Concession operators of amusement devices and rides	9	(D)	(D)	(D)	BB
7999 pt.	Carnivals, circuses, and fairs	9	(D)	(D)	(D)	AA
7999 pt.	Carnivals and circuses	7	(D)	(D)	(D)	AA
7999 pt., 84	Fairs	2	(D)	(D)	(D)	AA
7999 pt., 84	Other recreation and amusements, including museums	196	(D)	(D)	(D)	GG
84	Museums, art galleries, and botanical and zoological gardens	3	(D)	(D)	(D)	AA
841	Museums and art galleries	3	(D)	(D)	(D)	AA
842	Arboreta and botanical or zoological gardens	—	—	—	—	—
7999 pt.	Roller skating rinks	26	5 200	1 393	320	249
7999 pt.	Ice skating rinks	—	—	—	—	—
7999 pt.	Other amusement and recreation services, n.e.c.	167	102 288	21 778	5 665	1 513
80	Health services	4 449	2 860 818	1 242 338	261 454	43 605
801	Offices and clinics of doctors of medicine	1 947	1 481 064	696 383	137 519	13 475
8011 pt.	Offices of doctors of medicine	1 880	1 216 048	645 194	125 154	11 618
8011 pt.	General medical clinics	67	265 016	51 189	12 365	1 857
802	Offices and clinics of dentists	1 101	332 834	132 838	29 331	5 462
8021 pt.	Offices of dentists	1 100	(D)	(D)	(D)	II
8021 pt.	Dental clinics	1	(D)	(D)	(D)	AA
803	Offices and clinics of doctors of osteopathy	104	45 299	22 214	4 526	576
8031 pt.	Offices of osteopathic physicians	98	43 908	21 563	4 379	553
8031 pt.	Osteopathic clinics	6	1 391	651	147	23
804	Offices and clinics of other health practitioners	710	178 008	65 150	14 401	3 092
8041	Offices and clinics of chiropractors	320	56 212	16 805	3 782	904
8042	Offices and clinics of optometrists	132	43 166	13 510	3 235	690
8043	Offices and clinics of podiatrists	73	18 980	6 550	1 452	278
8049	Offices and clinics of health practitioners, n.e.c.	185	59 650	28 285	5 932	1 220
805	Nursing and personal care facilities	183	380 805	171 380	39 894	13 838
8051	Skilled nursing care facilities	128	322 508	146 496	34 027	11 525
8052	Intermediate care facilities	37	49 815	21 876	5 399	2 115
8059	Nursing and personal care facilities, n.e.c.	18	8 482	3 008	468	198
806	Hospitals	5	125 662	37 830	8 686	1 311
8062	General medical and surgical hospitals	2	(D)	(D)	(D)	GG
8063, 9	Specialty hospitals	3	(D)	(D)	(D)	CC
8063	Psychiatric hospitals	1	(D)	(D)	(D)	BB
8069	Specialty hospitals, except psychiatric	2	(D)	(D)	(D)	CC
807, 8, 9	Other health services	399	317 146	116 543	27 097	5 851
807	Medical and dental laboratories	177	99 638	36 584	8 725	1 377
8071	Medical laboratories	71	71 747	24 049	5 738	774
8072	Dental laboratories	106	27 891	12 535	2 987	603
808	Home health care services	84	118 430	44 084	10 211	3 026
809	Miscellaneous health and allied services, n.e.c.	138	99 078	35 875	8 161	1 448
8092	Kidney dialysis centers	13	14 642	4 328	933	162
8093	Specialty outpatient facilities, n.e.c.	83	58 105	22 159	5 290	925
8099	Health and allied services, n.e.c.	42	26 331	9 388	1 938	361
81	Legal services	1 276	904 243	348 523	74 547	8 607
823, 4, 9	Selected educational services	127	52 947	20 535	4 729	1 108
823	Libraries	—	—	—	—	—
824	Vocational schools	43	35 092	13 667	3 061	608
8243	Data processing schools	14	11 003	3 791	827	135
8244	Business and secretarial schools	8	2 333	1 163	263	64
8249	Vocational schools, n.e.c.	21	21 756	8 713	1 971	409
829	Schools and educational services, n.e.c.	84	17 855	6 868	1 668	500
83	Social services	541	115 247	48 514	11 172	4 996
835	Child day care services	362	59 931	27 214	6 410	3 454
832, 3, 6, 9	Other social services	179	55 316	21 300	4 762	1 542
832	Individual and family social services	74	21 904	10 531	2 256	632
833	Job training and vocational rehabilitation services	16	6 216	2 905	748	160
836	Residential care	70	19 352	7 206	1 597	719
839	Social services, n.e.c.	19	7 844	658	161	31

MO-84 MISSOURI

SERVICE INDUSTRIES—GEOGRAPHIC AREA SERIES

Table 7a. Summary Statistics for Firms Subject to Federal Income Tax for Metropolitan Areas: 1992—Con.

[Includes only establishments with payroll. For meaning of abbreviations and symbols, see introductory text. For explanation of terms and comparability of 1987 and 1992 censuses, see appendix A. For definitions of CMSA's, MSA's, and PMSA's, see appendix D]

SIC code	Geographic area and kind of business or operation	Establishments (number)	Receipts (\$1,000)	Annual payroll (\$1,000)	First-quarter payroll (\$1,000)	Paid employees for pay period including March 12 (number)
ST. LOUIS, MO-IL MSA—Con.						
87 ex. 8733	Engineering, accounting, research, management, and related services (except noncommercial research organizations) -----	2 256	2 133 359	748 643	180 411	22 558
871	Engineering, architectural, and surveying services -----	624	775 185	313 350	74 667	7 847
8711	Engineering services -----	387	599 935	225 498	53 738	5 603
8712	Architectural services -----	181	152 882	81 067	19 580	1 964
8713	Surveying services -----	56	22 368	6 785	1 349	280
872	Accounting, auditing, and bookkeeping services -----	764	349 633	155 621	38 034	6 052
873 ex. 8733	Research, development, and testing services (except noncommercial research organizations) -----	120	144 126	53 183	12 821	2 119
8731	Commercial physical and biological research -----	27	58 186	17 113	4 045	337
8731 pt.	Commercial physical research -----	17	(D)	(D)	(D)	EE
8731 pt.	Commercial medical and biological research -----	10	(D)	(D)	(D)	BB
8732	Commercial economic, sociological, and educational research -----	57	48 465	17 670	4 764	1 173
8734	Testing laboratories -----	36	37 475	18 400	4 012	609
874	Management and public relations services -----	748	864 415	226 489	54 889	6 540
8741	Management services -----	186	582 987	113 582	27 039	3 389
8742	Management consulting services -----	368	158 763	58 944	14 278	1 658
8743	Public relations services -----	53	49 878	23 757	5 945	513
8744	Facilities support management services -----	8	22 582	10 060	2 252	391
8748	Business consulting services, n.e.c. -----	133	50 205	20 146	5 375	589
89	Services, n.e.c. -----	119	44 517	18 854	3 829	636
8999 pt.	Scientific and related consulting services, except environmental -----	27	14 600	9 000	1 829	345
8999 pt.	Other services -----	92	29 917	9 854	2 000	291
8999 pt.	Environmental consulting -----	30	18 644	5 032	1 210	166
8999 pt.	Authors, composers, and other arts-related services -----	23	2 201	886	186	36
8999 pt.	Other services, n.e.c. -----	39	9 072	3 936	604	89
SPRINGFIELD, MO MSA						
Total -----		2 114	987 097	403 759	88 959	21 305
70 ex. 704	Hotels, rooming houses, camps, and other lodging places (except membership lodging) -----	53	46 010	12 410	3 117	1 120
7011	Hotels and motels -----	46	44 640	12 094	3 059	1 017
7011 pt.	Hotels -----	18	30 353	8 795	1 976	733
7011 pt.	Hotels, 25 guestrooms or more -----	15	29 963	8 734	1 962	721
7011 pt.	Hotels, less than 25 guestrooms -----	3	390	61	14	12
7011 pt.	Motels, motor hotels, and tourist courts -----	28	14 287	3 299	1 083	284
7011 pt.	Motels, tourist courts -----	26	(D)	(D)	(D)	EE
7011 pt.	Motor hotels -----	2	(D)	(D)	(D)	BB
702, 3	Other lodging places -----	7	1 370	316	58	103
702	Rooming and boarding houses -----	1	(D)	(D)	(D)	BB
703	Camps and recreational vehicle parks -----	6	(D)	(D)	(D)	AA
72	Personal services -----	275	58 463	20 494	4 975	1 753
721	Laundry, cleaning, and garment services -----	72	27 956	10 104	2 388	644
7211	Power laundries, family and commercial* -----	3	(D)	(D)	(D)	CC
7213	Linen supply* -----	4	(D)	(D)	(D)	CC
7215	Coin-operated laundries and drycleaning -----	20	2 698	534	142	66
7216	Drycleaning plants, except rug cleaning* -----	24	3 970	1 475	355	135
7217	Carpet and upholstery cleaning -----	10	1 182	327	57	28
7218	Industrial laundrers* -----	2	(D)	(D)	(D)	CC
7212, 9	Other laundry, cleaning, and garment services* -----	9	(D)	(D)	(D)	BB
7212	Garment pressing, and agents for laundries and drycleaners -----	4	(D)	(D)	(D)	BB
7219	Laundry and garment services, n.e.c.* -----	5	687	284	56	23
722	Photographic studios, portrait -----	18	4 013	1 073	254	94
723, 4	Beauty and barber shops -----	115	12 760	5 616	1 295	562
723	Beauty shops -----	113	(D)	(D)	(D)	FF
724	Barber shops -----	2	(D)	(D)	(D)	AA
725	Shoe repair shops and shoeshine parlors -----	7	635	171	43	14
726	Funeral service and crematories -----	21	7 540	1 553	343	79
729	Miscellaneous personal services -----	42	5 559	1 977	652	360
7291	Tax return preparation services -----	7	(D)	(D)	(D)	CC
7299	Miscellaneous personal services, n.e.c. -----	35	(D)	(D)	(D)	CC
73	Business services -----	339	146 574	62 230	14 029	4 824
731	Advertising -----	39	21 955	9 700	2 351	320
7311	Advertising agencies -----	30	17 463	7 715	1 945	245
7312	Outdoor advertising services -----	3	(D)	(D)	(D)	BB
7313	Radio, television, publishers' advertising representatives -----	4	(D)	(D)	(D)	BB
7319	Advertising, n.e.c. -----	2	(D)	(D)	(D)	AA
732	Consumer credit reporting agencies, mercantile reporting agencies, and adjustment and collection agencies -----	15	7 672	2 633	547	123
7322	Adjustment and collection services -----	12	4 795	2 056	458	98
7323	Credit reporting services -----	3	2 877	577	89	25
733	Mailing, reproduction, commercial art and photography, and stenographic services -----	30	5 672	1 651	403	150
7331	Direct mail advertising services -----	4	(D)	(D)	(D)	AA
7334	Photocopying and duplicating services -----	2	(D)	(D)	(D)	BB
7335, 6	Commercial photography, art, and graphics -----	14	1 882	490	133	44
7335	Commercial photography -----	3	514	115	24	6
7336	Commercial art and graphic design -----	11	1 368	375	109	38
7338	Secretarial and court reporting services -----	10	1 428	635	161	51

Table 7a. Summary Statistics for Firms Subject to Federal Income Tax for Metropolitan Areas: 1992—Con.

[Includes only establishments with payroll. For meaning of abbreviations and symbols, see introductory text. For explanation of terms and comparability of 1987 and 1992 censuses, see appendix A. For definitions of CMSA's, MSA's, and PMSA's, see appendix D]

SIC code	Geographic area and kind of business or operation	Establishments (number)	Receipts (\$1,000)	Annual payroll (\$1,000)	First-quarter payroll (\$1,000)	Paid employees for pay period including March 12 (number)
SPRINGFIELD, MO MSA—Con.						
73	Business services—Con.					
734	Services to dwellings and other buildings	85	16 894	7 641	1 679	836
7342	Disinfecting and pest control services	15	3 617	1 316	246	78
7349	Building cleaning and maintenance services, n.e.c.	70	13 277	6 325	1 433	758
735	Miscellaneous equipment rental and leasing	28	14 106	3 716	896	201
7352	Medical equipment rental and leasing	5	(D)	(D)	(D)	BB
7353	Heavy construction equipment rental and leasing	2	(D)	(D)	(D)	BB
7359	Equipment rental and leasing, n.e.c.	21	10 529	2 839	690	138
736	Personnel supply services	27	21 792	14 502	3 255	1 618
7361	Employment agencies	12	2 246	871	207	78
7363	Help supply services	15	19 546	13 631	3 048	1 540
7363 pt.	Temporary help supply	14	(D)	(D)	(D)	GG
7363 pt.	Help supply, except temporary	1	(D)	(D)	(D)	BB
737	Computer programming, data processing, and other computer related services	34	24 984	9 809	1 948	265
7371, 2, 3	Computer programming, prepackaged software, and integrated systems	18	19 581	8 407	1 642	198
7371	Computer programming services	8	(D)	(D)	(D)	BB
7372	Prepackaged software	6	12 766	4 801	1 026	120
7373	Computer integrated systems	4	(D)	(D)	(D)	BB
7374, 5, 6	Data processing services	8	(D)	(D)	(D)	BB
7374, 5	Computer processing, information retrieval	7	(D)	(D)	(D)	BB
7376	Computer facilities management services	1	(D)	(D)	(D)	AA
7377, 8, 9	Computer rental and leasing, maintenance, and related services, n.e.c.	8	(D)	(D)	(D)	BB
7377	Computer rental and leasing	—	—	—	—	—
7378	Computer maintenance and repair	6	2 703	629	145	29
7379	Computer related services, n.e.c.	2	(D)	(D)	(D)	AA
738	Miscellaneous business services	81	33 499	12 578	2 950	1 311
7381, 2	Detective agencies and protective services	14	6 229	3 457	790	486
7381	Detective, guard, and armored car services	11	(D)	(D)	(D)	EE
7382	Security systems services	3	(D)	(D)	(D)	BB
7383	News syndicates	—	—	—	—	—
7384	Photofinishing laboratories*	11	5 409	1 772	429	100
7389	Business services, n.e.c.	56	21 861	7 349	1 731	725
7389 pt.	Sign painting shops	8	1 244	365	87	27
7389 pt.	Interior designing	3	(D)	(D)	(D)	AA
7389 pt.	Telephone answering services	4	(D)	(D)	(D)	BB
7389 pt.	Other business services	41	19 345	6 489	1 542	666
75	Automotive repair, services, and parking	273	112 989	25 842	6 013	1 692
751	Automotive rental and leasing, without drivers	18	31 447	3 753	881	177
7513	Truck rental and leasing, without drivers	8	22 320	2 503	609	106
7514, 5	Passenger car rental and leasing	9	(D)	(D)	(D)	BB
7514	Passenger car rental	8	(D)	(D)	(D)	BB
7515	Passenger car leasing	1	(D)	(D)	(D)	AA
7519	Utility trailer and recreational vehicle rental	1	(D)	(D)	(D)	AA
752	Automobile parking	3	(D)	(D)	(D)	AA
753	Automotive repair shops	211	69 203	18 468	4 299	1 045
7532	Top, body, and upholstery repair shops and paint shops	64	19 170	5 738	1 333	307
7532 pt.	Top and body repair shops	57	18 169	5 434	1 275	288
7532 pt.	Paint shops	7	1 001	304	58	19
7538	General automotive repair shops	97	28 036	7 983	1 884	468
7538 pt.	General automotive repair shops, except diesel	81	17 846	4 927	1 103	295
7538 pt.	Diesel repair shops	16	10 190	3 056	781	173
7533, 4, 6, 7, 9	Other automotive repair shops	50	21 997	4 747	1 082	270
7533	Automotive exhaust system repair shops	13	3 564	777	192	53
7534	Tire retreading and repair shops	4	(D)	(D)	(D)	BB
7536	Automotive glass replacement shops	8	3 992	783	173	39
7537	Automotive transmission repair shops	10	3 433	855	182	49
7539	Automotive repair shops, n.e.c.	15	(D)	(D)	(D)	BB
7539 pt.	Radiator repair	5	1 127	387	79	23
7539 pt.	Brake, front end, and wheel alignment	2	(D)	(D)	(D)	AA
7539 pt.	Automotive electrical and fuel system services	7	4 015	1 038	250	58
7539 pt.	Other automotive repair shops, n.e.c.	1	(D)	(D)	(D)	AA
754	Automotive services, except repair	41	(D)	(D)	(D)	EE
7542	Carwashes	26	6 426	2 302	501	349
7549	Automotive services, except repair and carwashes	15	(D)	(D)	(D)	CC
76	Miscellaneous repair services	121	38 870	10 678	2 549	751
762	Electrical repair shops	28	15 802	4 666	1 131	272
7622	Radio and television repair shops	10	1 174	431	102	36
7623, 9	Other electrical and electronic repair shops	18	14 628	4 235	1 029	236
7623	Refrigeration and air-conditioning service and repair shops	5	2 813	780	169	31
7629	Electrical and electronic repair shops, n.e.c.	13	11 815	3 455	860	205
763	Watch, clock, and jewelry repair	2	(D)	(D)	(D)	AA
764	Reupholstery and furniture repair	14	959	236	55	26
769	Miscellaneous repair and related services	77	(D)	(D)	(D)	EE
7692	Welding repair	7	1 451	347	79	36
7694	Armature rewinding shops	3	1 000	213	54	16
7699	Repair shops and related services, n.e.c.	67	(D)	(D)	(D)	EE

Table 7a. Summary Statistics for Firms Subject to Federal Income Tax for Metropolitan Areas: 1992—Con.

[Includes only establishments with payroll. For meaning of abbreviations and symbols, see introductory text. For explanation of terms and comparability of 1987 and 1992 censuses, see appendix A. For definitions of CMSA's, MSA's, and PMSA's, see appendix D]

SIC code	Geographic area and kind of business or operation	Establishments (number)	Receipts (\$1,000)	Annual payroll (\$1,000)	First-quarter payroll (\$1,000)	Paid employees for pay period including March 12 (number)
SPRINGFIELD, MO MSA—Con.						
78, 79, 84	Amusement and recreation services, including motion pictures and museums	131	41 980	9 085	2 036	1 101
781, 2	Motion picture production, distribution, and services	8	(D)	(D)	(D)	BB
783	Motion picture theaters	9	(D)	(D)	(D)	CC
7832	Motion picture theaters, except drive-in	9	(D)	(D)	(D)	CC
7833	Drive-in motion picture theaters	—	—	—	—	—
784	Video tape rental	31	5 292	823	215	150
792	Theatrical producers (except motion picture), bands, orchestras, and entertainers	6	(D)	(D)	(D)	BB
7922	Theatrical producers (except motion picture) and miscellaneous theatrical services	2	(D)	(D)	(D)	AA
7929	Bands, orchestras, actors, and other entertainers and entertainment groups	4	(D)	(D)	(D)	BB
793	Bowling centers	7	3 722	1 082	281	122
79 ex. 792, 3, 4; 84	Commercial sports and other amusement and recreation services, including museums	70	23 499	5 860	1 173	627
794	Commercial sports	4	(D)	(D)	(D)	AA
7941	Professional sports clubs, managers, promoters	2	(D)	(D)	(D)	AA
7948	Racing, including track operation	2	(D)	(D)	(D)	AA
79 ex. 792, 3, 4; 84	Other amusement and recreation services, including museums	66	(D)	(D)	(D)	FF
791	Dance studios, schools, and halls	3	424	158	30	14
7991	Physical fitness facilities	11	4 092	1 433	384	231
7992	Public golf courses	4	2 453	699	126	69
7993	Coin-operated amusement devices	8	2 105	378	86	37
7996	Amusement parks	2	(D)	(D)	(D)	AA
7997	Membership sports and recreation clubs	14	3 508	1 251	200	69
7999, 84	Amusement and recreation services, including museums, n.e.c.	24	(D)	(D)	(D)	CC
7999 pt.	Concession operators of amusement devices and rides	1	(D)	(D)	(D)	AA
7999 pt.	Carnivals, circuses, and fairs	1	(D)	(D)	(D)	BB
7999 pt., 84	Other recreation and amusements, including museums	22	(D)	(D)	(D)	CC
80	Health services	460	384 666	198 086	41 430	6 868
801	Offices and clinics of doctors of medicine	148	198 398	120 854	24 518	2 029
8011 pt.	Offices of doctors of medicine	140	(D)	(D)	(D)	GG
8011 pt.	General medical clinics	8	(D)	(D)	(D)	FF
802	Offices and clinics of dentists	129	37 778	14 136	2 981	615
803	Offices and clinics of doctors of osteopathy	20	4 055	1 070	236	64
804	Offices and clinics of other health practitioners	77	15 313	4 561	861	220
8041	Offices and clinics of chiropractors	35	4 856	909	175	68
8042	Offices and clinics of optometrists	7	3 010	1 140	238	46
8043	Offices and clinics of podiatrists	9	1 192	207	54	15
8049	Offices and clinics of health practitioners, n.e.c.	26	6 255	2 305	394	91
805	Nursing and personal care facilities	31	39 844	18 418	4 239	1 836
8051	Skilled nursing care facilities	24	34 698	15 987	3 695	1 540
8052	Intermediate care facilities	5	(D)	(D)	(D)	CC
8059	Nursing and personal care facilities, n.e.c.	2	(D)	(D)	(D)	CC
806	Hospitals	3	49 223	18 718	3 945	956
8062	General medical and surgical hospitals	2	(D)	(D)	(D)	FF
8063, 9	Specialty hospitals	1	(D)	(D)	(D)	CC
807, 8, 9	Other health services	52	40 055	20 329	4 650	1 148
807	Medical and dental laboratories	16	11 520	4 032	920	110
8071	Medical laboratories	6	8 817	2 952	685	51
8072	Dental laboratories	10	2 703	1 080	235	59
808	Home health care services	16	12 727	6 413	1 479	619
809	Miscellaneous health and allied services, n.e.c.	20	15 808	9 884	2 251	419
8092	Kidney dialysis centers	—	—	—	—	—
8093	Specialty outpatient facilities, n.e.c.	15	12 853	8 764	1 974	327
8099	Health and allied services, n.e.c.	5	2 955	1 120	277	92
81	Legal services	150	58 359	22 184	4 826	823
823, 4, 9	Selected educational services	20	(D)	(D)	(D)	CC
823	Libraries	1	(D)	(D)	(D)	AA
824	Vocational schools	8	4 902	1 692	445	99
829	Schools and educational services, n.e.c.	11	(D)	(D)	(D)	CC
83	Social services	69	8 930	3 564	842	446
835	Child day care services	44	4 546	2 053	466	299
832, 3, 6, 9	Other social services	25	4 384	1 511	376	147

Table 7a. Summary Statistics for Firms Subject to Federal Income Tax for Metropolitan Areas: 1992—Con.

[Includes only establishments with payroll. For meaning of abbreviations and symbols, see introductory text. For explanation of terms and comparability of 1987 and 1992 censuses, see appendix A. For definitions of CMSA's, MSA's, and PMSA's, see appendix D]

SIC code	Geographic area and kind of business or operation	Establishments (number)	Receipts (\$1,000)	Annual payroll (\$1,000)	First-quarter payroll (\$1,000)	Paid employees for pay period including March 12 (number)
SPRINGFIELD, MO MSA—Con.						
87 ex. 8733	Engineering, accounting, research, management, and related services (except noncommercial research organizations) -----	215	82 596	36 328	8 440	1 718
871	Engineering, architectural, and surveying services -----	58	30 092	14 139	3 011	492
8711	Engineering services -----	26	15 909	7 832	1 625	249
8712	Architectural services -----	21	12 006	5 261	1 152	171
8713	Surveying services -----	11	2 177	1 046	234	72
872	Accounting, auditing, and bookkeeping services -----	88	28 379	10 271	2 570	508
873 ex. 8733	Research, development, and testing services (except noncommercial research organizations) -----	9	(D)	(D)	(D)	BB
8731	Commercial physical and biological research -----	1	(D)	(D)	(D)	AA
8732	Commercial economic, sociological, and educational research -----	3	672	193	25	17
8734	Testing laboratories -----	5	(D)	(D)	(D)	BB
874	Management and public relations services -----	60	(D)	(D)	(D)	FF
8741	Management services -----	17	12 570	6 870	1 643	356
8742	Management consulting services -----	33	6 632	2 816	715	221
8743	Public relations services -----	3	(D)	(D)	(D)	BB
8744	Facilities support management services -----	—	—	—	—	—
8748	Business consulting services, n.e.c. -----	7	(D)	(D)	(D)	BB
89	Services, n.e.c. -----	8	(D)	(D)	(D)	AA

Table 7b. Summary Statistics for Firms Exempt From Federal Income Tax for Metropolitan Areas: 1992

[Includes only establishments with payroll. For meaning of abbreviations and symbols, see introductory text. For explanation of terms and comparability of 1987 and 1992 censuses, see appendix A. For definitions of CMSA's, MSA's, and PMSA's, see appendix D]

SIC code	Geographic area and kind of business or operation	Establishments (number)	Revenue (\$1,000)	Annual payroll (\$1,000)	First-quarter payroll (\$1,000)	Paid employees for pay period including March 12 (number)
COLUMBIA, MO MSA						
	Total -----	178	433 397	200 420	48 131	8 791
7032, 704	Camps and membership lodging -----	32	7 755	977	283	149
792, 7991 pt., 7997, 7999 pt., 84	Selected amusement, recreation, and related services -----	7	(D)	(D)	(D)	BB
8011 pt.; 8021 pt.; 805, 6, 8, 9	Selected health services -----	12	373 516	179 922	43 035	7 167
8111 pt.	Legal aid societies and similar legal services -----	1	(D)	(D)	(D)	AA
823, 4, 9	Selected educational services -----	2	(D)	(D)	(D)	AA
83	Social services -----	62	24 194	10 974	2 716	991
835	Child day care services -----	22	3 339	1 857	424	209
832, 3, 6, 9	Other social services -----	40	20 855	9 117	2 292	782
861, 2, 4, 9	Selected membership organizations -----	56	21 006	6 024	1 478	338
873, 4 ex. 8744	Research, testing, and consulting services, except facilities support management services -----	6	3 879	1 590	411	82
JOPLIN, MO MSA						
	Total -----	128	215 985	85 156	20 854	4 723
7032, 704	Camps and membership lodging -----	—	—	—	—	—
792, 7991 pt., 7997, 7999 pt., 84	Selected amusement, recreation, and related services -----	6	1 326	487	115	82
8011 pt.; 8021 pt.; 805, 6, 8, 9	Selected health services -----	8	182 868	70 107	17 236	3 257
8111 pt.	Legal aid societies and similar legal services -----	1	(D)	(D)	(D)	AA
823, 4, 9	Selected educational services -----	1	(D)	(D)	(D)	AA
83	Social services -----	77	25 861	12 851	3 098	1 219
835	Child day care services -----	9	863	522	101	60
832, 3, 6, 9	Other social services -----	68	24 998	12 329	2 997	1 159
861, 2, 4, 9	Selected membership organizations -----	33	5 473	1 435	343	152
873, 4 ex. 8744	Research, testing, and consulting services, except facilities support management services -----	2	(D)	(D)	(D)	AA

Table 7b. Summary Statistics for Firms Exempt From Federal Income Tax for Metropolitan Areas: 1992—Con.

[Includes only establishments with payroll. For meaning of abbreviations and symbols, see introductory text. For explanation of terms and comparability of 1987 and 1992 censuses, see appendix A. For definitions of CMSA's, MSA's, and PMSA's, see appendix D]

SIC code	Geographic area and kind of business or operation	Establishments (number)	Revenue (\$1,000)	Annual payroll (\$1,000)	First-quarter payroll (\$1,000)	Paid employees for pay period including March 12 (number)
KANSAS CITY, MO-KS MSA						
	Total	1 279	3 313 792	1 339 546	329 442	61 499
7032, 704	Camps and membership lodging	13	3 663	1 255	256	65
7032	Sporting and recreational camps	11	(D)	(D)	(D)	BB
704	Organization hotels and lodging houses, on membership basis	2	(D)	(D)	(D)	AA
792, 7991 pt., 7997, 7999 pt., 84	Selected amusement, recreation, and related services	87	83 289	30 767	6 317	2 038
792	Theatrical producers (except motion picture), bands, orchestras, and entertainers	14	18 294	6 922	1 612	598
7922	Theatrical producers (except motion picture) and miscellaneous theatrical services	6	8 855	2 340	424	312
7922 pt.	Producers of live theatrical productions	5	(D)	(D)	(D)	EE
7922 pt.	Producers of radio and television shows, except tape	1	(D)	(D)	(D)	AA
7922 pt.	Artists' and entertainers' managers or agents, concert bureaus, booking agents	—	—	—	—	—
7922 pt.	Other theatrical services	—	—	—	—	—
7929	Bands, orchestras, actors, and other entertainers and entertainment groups	8	9 439	4 582	1 188	286
7929 pt.	Dance groups and artists	2	(D)	(D)	(D)	BB
7929 pt.	Symphony orchestras, opera companies, and chamber music organizations	4	(D)	(D)	(D)	CC
7929 pt.	Other music groups and artists	1	(D)	(D)	(D)	AA
7929 pt.	Other entertainers and entertainment groups	1	(D)	(D)	(D)	AA
7991 pt., 7997	Gymnasiums, athletic clubs, and membership sports and recreation clubs	56	45 318	17 329	3 387	1 051
7991 pt.	Gymnasiums and athletic clubs	4	351	130	25	14
7997	Membership sports and recreation clubs	52	44 967	17 199	3 362	1 037
7999 pt.	Fairs	3	(D)	(D)	(D)	BB
84	Museums, art galleries, and botanical and zoological gardens	14	(D)	(D)	(D)	EE
841	Museums and art galleries	13	(D)	(D)	(D)	EE
842	Arboreta and botanical or zoological gardens	1	(D)	(D)	(D)	AA
8011 pt.; 8021 pt.; 805, 6, 8, 9	Selected health services	150	2 407 116	1 081 771	269 995	45 483
8011 pt., 8021 pt.	Clinics of doctors of medicine and dentists	31	115 538	41 907	9 646	1 322
8011 pt.	General medical clinics	30	(D)	(D)	(D)	GG
8021 pt.	Dental clinics	1	(D)	(D)	(D)	AA
805	Nursing and personal care facilities	31	84 909	43 382	10 699	3 184
8051	Skilled nursing care facilities	14	60 813	32 403	7 991	2 274
8052	Intermediate care facilities	14	(D)	(D)	(D)	FF
8059	Nursing and personal care facilities, n.e.c.	3	(D)	(D)	(D)	EE
806	Hospitals	42	2 128 436	958 036	240 370	39 134
8062	General medical and surgical hospitals	36	1 957 117	857 191	214 904	35 137
8062 pt.	General medical and surgical hospitals, nongovernment	25	1 426 441	584 359	146 846	23 854
8062 pt.	General medical and surgical hospitals, government	11	530 676	272 832	68 058	11 283
8063, 9	Specialty hospitals	6	171 319	100 845	25 466	3 997
8063	Psychiatric hospitals	4	(D)	(D)	(D)	GG
8063 pt.	Psychiatric hospitals, nongovernment	2	(D)	(D)	(D)	EE
8063 pt.	Psychiatric hospitals, government	2	(D)	(D)	(D)	GG
8069	Specialty hospitals, except psychiatric	2	(D)	(D)	(D)	GG
8069 pt.	Specialty hospitals, except psychiatric; nongovernment	2	(D)	(D)	(D)	GG
8069 pt.	Specialty hospitals, except psychiatric; government	—	—	—	—	—
808, 9	Other health services	46	78 233	38 446	9 280	1 843
808	Home health care services	15	27 516	15 300	3 810	842
809	Miscellaneous health and allied services, n.e.c.	31	50 717	23 146	5 470	1 001
8092	Kidney dialysis centers	1	(D)	(D)	(D)	BB
8093	Specialty outpatient facilities, n.e.c.	25	33 177	16 342	3 748	721
8099	Health and allied services, n.e.c.	5	(D)	(D)	(D)	EE
8111 pt.	Legal aid societies and similar legal services	11	5 407	3 567	835	133
823, 4, 9	Selected educational services	40	28 126	10 863	2 675	479
823	Libraries	8	16 106	6 801	1 725	289
824	Vocational schools	11	4 218	1 244	280	43
8243	Data processing schools	—	—	—	—	—
8244	Business and secretarial schools	1	(D)	(D)	(D)	AA
8249	Vocational schools, n.e.c.	10	(D)	(D)	(D)	BB
829	Schools and educational services, n.e.c.	21	7 802	2 818	670	147
83	Social services	474	283 473	112 726	25 799	8 779
835	Child day care services	77	16 804	7 579	1 787	836
832, 3, 6, 9	Other social services	397	266 669	105 147	24 012	7 943
832	Individual and family social services	165	65 515	29 226	6 582	1 934
833	Job training and vocational rehabilitation services	50	38 481	20 261	4 026	2 585
836	Residential care	74	78 769	38 694	9 237	2 520
839	Social services, n.e.c.	108	83 904	16 966	4 167	904
861, 2, 4, 9	Selected membership organizations	468	462 619	78 610	18 675	3 858
861	Business associations	112	50 429	13 418	3 223	559
864	Civic, social, and fraternal associations	241	131 848	28 426	6 700	2 040
862, 9	Other membership organizations	115	280 342	36 766	8 752	1 259
862	Professional membership organizations	51	69 465	15 427	3 698	521
869	Membership organizations, n.e.c.	64	210 877	21 339	5 054	738

Table 7b. Summary Statistics for Firms Exempt From Federal Income Tax for Metropolitan Areas: 1992—Con.

[Includes only establishments with payroll. For meaning of abbreviations and symbols, see introductory text. For explanation of terms and comparability of 1987 and 1992 censuses, see appendix A. For definitions of CMSA's, MSA's, and PMSA's, see appendix D]

SIC code	Geographic area and kind of business or operation	Establishments (number)	Revenue (\$1,000)	Annual payroll (\$1,000)	First-quarter payroll (\$1,000)	Paid employees for pay period including March 12 (number)
KANSAS CITY, MO-KS MSA—Con.						
873, 4 ex. 8744	Research, testing, and consulting services, except facilities support management services -----	36	40 099	19 987	4 890	664
873	Research, development, and testing services -----	18	34 810	17 456	4 162	527
8731	Commercial physical and biological research -----	4	(D)	(D)	(D)	EE
8732	Commercial economic, sociological, and educational research -----	2	(D)	(D)	(D)	BB
8733	Noncommercial research organizations -----	11	(D)	(D)	(D)	CC
8734	Testing laboratories -----	1	(D)	(D)	(D)	AA
874 ex. 8744	Management and public relations services, except facilities support management services -----	18	5 289	2 531	728	137
8741	Management services -----	5	1 220	602	218	68
8742	Management consulting services -----	3	711	433	144	14
8743	Public relations services -----	—	—	—	—	—
8748	Business consulting services, n.e.c. -----	10	3 358	1 496	366	55
ST. JOSEPH, MO MSA						
	Total -----	116	172 603	77 264	18 280	3 768
7032, 704	Camps and membership lodging -----	—	—	—	—	—
792, 7991 pt., 7997, 7999 pt., 84	Selected amusement, recreation, and related services -----	8	3 117	1 289	266	86
8011 pt.; 8021 pt.; 805, 6, 8, 9	Selected health services -----	8	(D)	(D)	(D)	HH
8111 pt.	Legal aid societies and similar legal services -----	1	(D)	(D)	(D)	AA
823, 4, 9	Selected educational services -----	5	(D)	(D)	(D)	BB
83	Social services -----	51	15 012	6 009	1 375	480
835	Child day care services -----	10	1 452	802	185	93
832, 3, 6, 9	Other social services -----	41	13 560	5 207	1 190	387
861, 2, 4, 9	Selected membership organizations -----	42	(D)	(D)	(D)	EE
873, 4 ex. 8744	Research, testing, and consulting services, except facilities support management services -----	1	(D)	(D)	(D)	AA
ST. LOUIS, MO-IL MSA						
	Total -----	1 837	5 188 087	2 174 795	526 592	101 434
7032, 704	Camps and membership lodging -----	14	2 855	1 000	193	61
7032	Sporting and recreational camps -----	6	1 836	904	169	36
704	Organization hotels and lodging houses, on membership basis -----	8	1 019	96	24	25
792, 7991 pt., 7997, 7999 pt., 84	Selected amusement, recreation, and related services -----	115	142 203	57 249	12 150	2 908
792	Theatrical producers (except motion picture), bands, orchestras, and entertainers -----	28	41 057	18 282	4 092	695
7922	Theatrical producers (except motion picture) and miscellaneous theatrical services -----	13	17 333	5 472	1 082	295
7922 pt.	Producers of live theatrical productions -----	11	(D)	(D)	(D)	EE
7922 pt.	Producers of radio and television shows, except tape -----	—	—	—	—	—
7922 pt.	Artists' and entertainers' managers or agents, concert bureaus, booking agents -----	—	—	—	—	—
7922 pt.	Other theatrical services -----	2	(D)	(D)	(D)	AA
7929	Bands, orchestras, actors, and other entertainers and entertainment groups -----	15	23 724	12 810	3 010	400
7929 pt.	Dance groups and artists -----	5	(D)	(D)	(D)	BB
7929 pt.	Symphony orchestras, opera companies, and chamber music organizations -----	3	(D)	(D)	(D)	EE
7929 pt.	Other music groups and artists -----	5	1 039	297	112	64
7929 pt.	Other entertainers and entertainment groups -----	2	(D)	(D)	(D)	AA
7991 pt., 7997	Gymnasiums, athletic clubs, and membership sports and recreation clubs -----	61	68 250	27 053	5 286	1 601
7991 pt.	Gymnasiums and athletic clubs -----	2	(D)	(D)	(D)	AA
7997	Membership sports and recreation clubs -----	59	(D)	(D)	(D)	GG
7999 pt.	Fairs -----	4	(D)	(D)	(D)	BB
84	Museums, art galleries, and botanical and zoological gardens -----	22	(D)	(D)	(D)	FF
841	Museums and art galleries -----	20	(D)	(D)	(D)	CC
842	Arboreta and botanical or zoological gardens -----	2	(D)	(D)	(D)	EE

MO-90 MISSOURI

SERVICE INDUSTRIES—GEOGRAPHIC AREA SERIES

Table 7b. Summary Statistics for Firms Exempt From Federal Income Tax for Metropolitan Areas: 1992—Con.

[Includes only establishments with payroll. For meaning of abbreviations and symbols, see introductory text. For explanation of terms and comparability of 1987 and 1992 censuses, see appendix A. For definitions of CMSA's, MSA's, and PMSA's, see appendix D]

SIC code	Geographic area and kind of business or operation	Establishments (number)	Revenue (\$1,000)	Annual payroll (\$1,000)	First-quarter payroll (\$1,000)	Paid employees for pay period including March 12 (number)
ST. LOUIS, MO-IL MSA—Con.						
8011 pt.; 8021 pt.; 805, 6, 8, 9	Selected health services	240	4 125 663	1 789 501	434 880	74 779
8011 pt., 8021 pt.	Clinics of doctors of medicine and dentists	21	68 894	26 096	6 336	707
8011 pt.	General medical clinics	21	68 894	26 096	6 336	707
8021 pt.	Dental clinics	—	—	—	—	—
805	Nursing and personal care facilities	81	194 304	83 963	20 602	6 403
8051	Skilled nursing care facilities	28	105 550	46 335	11 440	3 360
8052	Intermediate care facilities	48	71 508	33 486	8 242	2 774
8059	Nursing and personal care facilities, n.e.c.	5	17 246	4 142	920	269
806	Hospitals	53	3 723 087	1 615 793	392 679	64 358
8062	General medical and surgical hospitals	42	(D)	(D)	(D)	LL
8062 pt.	General medical and surgical hospitals, nongovernment	36	3 054 100	1 293 482	313 734	53 111
8062 pt.	General medical and surgical hospitals, government	6	(D)	(D)	(D)	HH
8063, 9	Specialty hospitals	11	(D)	(D)	(D)	II
8063	Psychiatric hospitals	4	85 000	47 289	12 195	1 996
8063 pt.	Psychiatric hospitals, nongovernment	1	(D)	(D)	(D)	EE
8063 pt.	Psychiatric hospitals, government	3	(D)	(D)	(D)	GG
8069	Specialty hospitals, except psychiatric	7	(D)	(D)	(D)	HH
8069 pt.	Specialty hospitals, except psychiatric; nongovernment	7	(D)	(D)	(D)	HH
8069 pt.	Specialty hospitals, except psychiatric; government	—	—	—	—	—
808, 9	Other health services	85	139 378	63 649	15 263	3 311
808	Home health care services	18	(D)	(D)	(D)	GG
809	Miscellaneous health and allied services, n.e.c.	67	(D)	(D)	(D)	GG
8092	Kidney dialysis centers	1	(D)	(D)	(D)	BB
8093	Specialty outpatient facilities, n.e.c.	59	52 272	24 784	6 007	1 269
8099	Health and allied services, n.e.c.	7	(D)	(D)	(D)	FF
8111 pt.	Legal aid societies and similar legal services	10	6 387	3 551	904	136
823, 4, 9	Selected educational services	54	17 304	6 716	1 585	374
823	Libraries	6	1 263	561	138	42
824	Vocational schools	17	9 185	3 250	795	121
8243	Data processing schools	—	—	—	—	—
8244	Business and secretarial schools	2	(D)	(D)	(D)	BB
8249	Vocational schools, n.e.c.	15	(D)	(D)	(D)	BB
829	Schools and educational services, n.e.c.	31	6 856	2 905	652	211
83	Social services	721	515 248	196 019	47 910	15 308
835	Child day care services	125	40 640	19 803	4 860	2 005
832, 3, 6, 9	Other social services	596	474 608	176 216	43 050	13 303
832	Individual and family social services	296	161 304	73 650	17 798	5 458
833	Job training and vocational rehabilitation services	54	52 406	23 693	5 706	2 908
836	Residential care	92	100 519	49 516	12 008	3 131
839	Social services, n.e.c.	154	160 379	29 357	7 538	1 806
861, 2, 4, 9	Selected membership organizations	643	330 584	103 365	24 721	7 224
861	Business associations	107	103 478	25 057	5 966	910
864	Civic, social, and fraternal associations	402	134 512	41 039	9 622	4 546
862, 9	Other membership organizations	134	92 594	37 269	9 133	1 768
862	Professional membership organizations	41	33 144	6 775	1 589	287
869	Membership organizations, n.e.c.	93	59 450	30 494	7 544	1 481
873, 4 ex. 8744	Research, testing, and consulting services, except facilities support management services	40	47 843	17 394	4 249	644
873	Research, development, and testing services	29	15 469	5 706	1 470	302
8731	Commercial physical and biological research	2	(D)	(D)	(D)	AA
8732	Commercial economic, sociological, and educational research	6	1 792	829	177	73
8733	Noncommercial research organizations	20	11 674	4 463	1 190	210
8734	Testing laboratories	1	(D)	(D)	(D)	AA
874 ex. 8744	Management and public relations services, except facilities support management services	11	32 374	11 688	2 779	342
8741	Management services	3	(D)	(D)	(D)	EE
8742	Management consulting services	6	(D)	(D)	(D)	BB
8743	Public relations services	—	—	—	—	—
8748	Business consulting services, n.e.c.	2	(D)	(D)	(D)	AA
SPRINGFIELD, MO MSA						
Total		202	542 281	239 421	56 940	12 434
7032, 704	Camps and membership lodging	3	594	59	11	7
792, 799 pt., 7997, 7999 pt., 84	Selected amusement, recreation, and related services	18	11 146	4 248	904	576
8011 pt.; 8021 pt.; 805, 6, 8, 9	Selected health services	20	471 670	214 069	51 159	9 995
8111 pt.	Legal aid societies and similar legal services	2	(D)	(D)	(D)	AA
823, 4, 9	Selected educational services	7	2 461	644	156	54
83	Social services	74	39 197	15 858	3 698	1 485
835	Child day care services	13	4 280	2 289	498	278
832, 3, 6, 9	Other social services	61	34 917	13 569	3 200	1 207

Table 7b. Summary Statistics for Firms Exempt From Federal Income Tax for Metropolitan Areas: 1992—Con.

[Includes only establishments with payroll. For meaning of abbreviations and symbols, see introductory text. For explanation of terms and comparability of 1987 and 1992 censuses, see appendix A. For definitions of CMSA's, MSA's, and PMSA's, see appendix D]

SIC code	Geographic area and kind of business or operation	Establishments (number)	Revenue (\$1,000)	Annual payroll (\$1,000)	First-quarter payroll (\$1,000)	Paid employees for pay period including March 12 (number)
	SPRINGFIELD, MO MSA—Con.					
861, 2, 4, 9	Selected membership organizations	75	15 454	3 785	854	291
873, 4 ex. 8744	Research, testing, and consulting services, except facilities support management services	3	(D)	(D)	(D)	AA

Table 8a. Summary Statistics for Firms Subject to Federal Income Tax for the Area Outside Metropolitan Areas: 1992

[Includes only establishments with payroll. For meaning of abbreviations and symbols, see introductory text. For explanation of terms and comparability of 1987 and 1992 censuses, see appendix A. For definitions of CMSA's, MSA's, and PMSA's, see appendix D]

SIC code	Kind of business or operation	Establishments (number)	Receipts (\$1,000)	Annual payroll (\$1,000)	First-quarter payroll (\$1,000)	Paid employees for pay period including March 12 (number)
	Total	8 922	2 846 428	949 767	205 069	64 551
70 ex. 704	Hotels, rooming houses, camps, and other lodging places (except membership lodging)	670	(D)	(D)	(D)	II
7011	Hotels and motels	560	274 692	68 031	12 013	6 596
7011 pt.	Hotels	176	155 361	43 453	8 688	4 125
7011 pt.	Hotels, 25 guestrooms or more	130	(D)	(D)	(D)	HH
7011 pt.	Hotels, less than 25 guestrooms	46	(D)	(D)	(D)	CC
7011 pt.	Motels, motor hotels, and tourist courts	384	119 331	24 578	3 325	2 471
7011 pt.	Motels, tourist courts	362	(D)	(D)	(D)	GG
7011 pt.	Motor hotels	22	(D)	(D)	(D)	EE
702, 3	Other lodging places	110	(D)	(D)	(D)	FF
702	Rooming and boarding houses	23	(D)	(D)	(D)	BB
703	Camps and recreational vehicle parks	87	23 397	6 104	711	445
72	Personal services	1 304	188 717	52 410	12 543	4 952
721	Laundry, cleaning, and garment services	254	40 150	13 612	3 223	1 348
7211	Power laundries, family and commercial*	8	(D)	(D)	(D)	BB
7213	Linen supply	8	6 229	2 703	623	162
7215	Coin-operated laundries and drycleaning	73	(D)	(D)	(D)	CC
7216	Drycleaning plants, except rug cleaning	93	11 209	3 937	947	460
7217	Carpet and upholstery cleaning	38	(D)	(D)	(D)	BB
7218	Industrial laundries*	9	9 121	2 882	652	194
7212, 9	Other laundry, cleaning, and garment services*	25	4 011	1 542	446	151
7212	Garment pressing, and agents for laundries and drycleaners	13	1 030	296	71	39
7219	Laundry and garment services, n.e.c.*	12	2 981	1 246	375	112
722	Photographic studios, portrait	75	25 023	5 258	976	319
723, 4	Beauty and barber shops	496	30 627	11 485	2 708	1 354
723	Beauty shops	483	(D)	(D)	(D)	GG
724	Barber shops	13	(D)	(D)	(D)	BB
725	Shoe repair shops and shoeshine parlors	9	(D)	(D)	(D)	AA
726	Funeral service and crematories	278	79 584	18 495	4 248	1 124
729	Miscellaneous personal services	192	(D)	(D)	(D)	FF
7291	Tax return preparation services	107	(D)	(D)	(D)	FF
7299	Miscellaneous personal services, n.e.c.	85	5 949	1 518	363	213
73	Business services	857	299 084	104 003	22 759	7 275
731	Advertising	49	15 566	4 535	1 013	319
7311	Advertising agencies	23	6 350	1 766	402	99
7312	Outdoor advertising services	17	6 056	1 923	418	160
7313	Radio, television, publishers' advertising representatives	6	2 888	788	180	56
7319	Advertising, n.e.c.	3	272	58	13	4
732	Consumer credit reporting agencies, mercantile reporting agencies, and adjustment and collection agencies	28	(D)	(D)	(D)	CC
7322	Adjustment and collection services	19	4 394	2 026	517	100
7323	Credit reporting services	9	(D)	(D)	(D)	BB
733	Mailing, reproduction, commercial art and photography, and stenographic services	60	(D)	(D)	(D)	CC
7331	Direct mail advertising services	8	(D)	(D)	(D)	BB
7334	Photocopying and duplicating services	5	(D)	(D)	(D)	BB
7335, 6	Commercial photography, art, and graphics	29	3 478	574	114	45
7335	Commercial photography	7	332	68	10	5
7336	Commercial art and graphic design	22	3 146	506	104	40
7338	Secretarial and court reporting services	18	(D)	(D)	(D)	BB
734	Services to dwellings and other buildings	260	40 884	18 457	4 036	1 617
7342	Disinfecting and pest control services	71	8 646	2 833	493	177
7349	Building cleaning and maintenance services, n.e.c.	189	32 238	15 624	3 543	1 440
735	Miscellaneous equipment rental and leasing	115	49 831	11 759	3 278	695
7352	Medical equipment rental and leasing	17	11 439	3 202	1 313	145
7353	Heavy construction equipment rental and leasing	11	2 090	574	108	35
7359	Equipment rental and leasing, n.e.c.	87	36 302	7 983	1 857	515

Table 8a. Summary Statistics for Firms Subject to Federal Income Tax for the Area Outside Metropolitan Areas: 1992 — Con.

[Includes only establishments with payroll. For meaning of abbreviations and symbols, see introductory text. For explanation of terms and comparability of 1987 and 1992 censuses, see appendix A. For definitions of CMSA's, MSA's, and PMSA's, see appendix D]

SIC code	Kind of business or operation	Establishments (number)	Receipts (\$1,000)	Annual payroll (\$1,000)	First-quarter payroll (\$1,000)	Paid employees for pay period including March 12 (number)
73	Business services—Con.					
736	Personnel supply services	51	39 328	26 760	5 089	2 348
7361	Employment agencies	18	2 717	1 269	176	90
7363	Help supply services	33	36 611	25 491	4 913	2 258
7363 pt.	Temporary help supply	25	21 501	16 042	3 236	1 825
7363 pt.	Help supply, except temporary	8	15 110	9 449	1 677	433
737	Computer programming, data processing, and other computer related services	85	60 236	17 489	3 628	559
7371, 2, 3	Computer programming, prepackaged software, and integrated systems	40	46 891	13 116	2 732	364
7371	Computer programming services	24	7 411	3 244	716	123
7372	Prepackaged software	7	1 508	375	86	18
7373	Computer integrated systems	9	37 972	9 497	1 930	223
7374, 5, 6	Data processing services	24	7 234	2 717	624	130
7374, 5	Computer processing, information retrieval	24	7 234	2 717	624	130
7376	Computer facilities management services	—	—	—	—	—
7377, 8, 9	Computer rental and leasing, maintenance, and related services, n.e.c.	21	6 111	1 656	272	65
7377	Computer rental and leasing	4	(D)	(D)	(D)	AA
7378	Computer maintenance and repair	7	1 207	559	127	21
7379	Computer related services, n.e.c.	10	(D)	(D)	(D)	BB
738	Miscellaneous business services	209	(D)	(D)	(D)	GG
7381, 2	Detective agencies and protective services	25	(D)	(D)	(D)	EE
7381	Detective, guard, and armored car services	22	7 782	4 662	1 122	299
7382	Security systems services	3	(D)	(D)	(D)	BB
7383	News syndicates	2	(D)	(D)	(D)	AA
7384	Photofinishing laboratories*	21	(D)	(D)	(D)	EE
7389	Business services, n.e.c.	161	53 009	10 230	2 367	739
7389 pt.	Sign painting shops	21	(D)	(D)	(D)	BB
7389 pt.	Interior designing	16	(D)	(D)	(D)	BB
7389 pt.	Telephone answering services	2	(D)	(D)	(D)	AA
7389 pt.	Other business services	122	48 500	9 456	2 248	688
75	Automotive repair, services, and parking	1 080	231 034	44 862	10 342	3 067
751	Automotive rental and leasing, without drivers	36	(D)	(D)	(D)	CC
7513	Truck rental and leasing, without drivers	28	15 008	2 558	604	126
7514, 5	Passenger car rental and leasing	4	(D)	(D)	(D)	AA
7514	Passenger car rental	4	(D)	(D)	(D)	AA
7515	Passenger car leasing	—	—	—	—	—
7519	Utility trailer and recreational vehicle rental	4	(D)	(D)	(D)	AA
752	Automobile parking	1	(D)	(D)	(D)	AA
753	Automotive repair shops	933	199 510	38 780	8 990	2 614
7532	Top, body, and upholstery repair shops and paint shops	277	65 471	12 498	2 938	831
7532 pt.	Top and body repair shops	271	65 086	12 424	2 933	828
7532 pt.	Paint shops	6	385	74	5	3
7538	General automotive repair shops	495	80 704	15 908	3 758	1 143
7538 pt.	General automotive repair shops, except diesel	453	70 042	13 227	3 101	985
7538 pt.	Diesel repair shops	42	10 662	2 681	657	158
7533, 4, 6, 7, 9	Other automotive repair shops	161	53 335	10 374	2 294	640
7533	Automotive exhaust system repair shops	44	6 367	1 566	379	119
7534	Tire retreading and repair shops	15	28 898	4 495	920	237
7536	Automotive glass replacement shops	25	6 947	1 735	406	93
7537	Automotive transmission repair shops	26	4 587	1 111	261	70
7539	Automotive repair shops, n.e.c.	51	6 536	1 467	328	121
7539 pt.	Radiator repair	13	1 207	274	66	31
7539 pt.	Brake, front end, and wheel alignment	14	1 802	379	94	30
7539 pt.	Automotive electrical and fuel system services	19	3 005	701	142	53
7539 pt.	Other automotive repair shops, n.e.c.	5	522	113	26	7
754	Automotive services, except repair	110	(D)	(D)	(D)	EE
7542	Carwashes	72	(D)	(D)	(D)	CC
7549	Automotive services, except repair and carwashes	38	6 953	1 759	354	120
76	Miscellaneous repair services	440	119 917	28 465	6 748	1 832
762	Electrical repair shops	110	28 689	6 542	1 604	462
7622	Radio and television repair shops	37	6 342	1 281	301	107
7623, 9	Other electrical and electronic repair shops	73	22 347	5 261	1 303	355
7623	Refrigeration and air-conditioning service and repair shops	28	8 045	963	242	65
7629	Electrical and electronic repair shops, n.e.c.	45	14 302	4 298	1 061	290
763	Watch, clock, and jewelry repair	3	(D)	(D)	(D)	AA
764	Reupholstery and furniture repair	46	(D)	(D)	(D)	BB
769	Miscellaneous repair and related services	281	86 823	20 844	4 959	1 279
7692	Welding repair	69	13 342	3 119	761	238
7694	Armature rewinding shops	18	8 941	2 105	456	118
7699	Repair shops and related services, n.e.c.	194	64 540	15 620	3 742	923
78, 79, 84	Amusement and recreation services, including motion pictures and museums	766	265 360	62 726	9 176	4 379
781, 2	Motion picture production, distribution, and services	6	(D)	(D)	(D)	AA
783	Motion picture theaters	56	(D)	(D)	(D)	EE
7832	Motion picture theaters, except drive-in	51	(D)	(D)	(D)	EE
7833	Drive-in motion picture theaters	5	(D)	(D)	(D)	AA
784	Video tape rental	173	(D)	(D)	(D)	FF
792	Theatrical producers (except motion picture), bands, orchestras, and entertainers	50	(D)	(D)	(D)	EE
7922	Theatrical producers (except motion picture) and miscellaneous theatrical services	23	(D)	(D)	(D)	CC
7929	Bands, orchestras, actors, and other entertainers and entertainment groups	27	(D)	(D)	(D)	CC
793	Bowling centers	69	(D)	(D)	(D)	FF

Table 8a. Summary Statistics for Firms Subject to Federal Income Tax for the Area Outside Metropolitan Areas: 1992 — Con.

[Includes only establishments with payroll. For meaning of abbreviations and symbols, see introductory text. For explanation of terms and comparability of 1987 and 1992 censuses, see appendix A. For definitions of CMSA's, MSA's, and PMSA's, see appendix D]

SIC code	Kind of business or operation	Establishments (number)	Receipts (\$1,000)	Annual payroll (\$1,000)	First-quarter payroll (\$1,000)	Paid employees for pay period including March 12 (number)
78, 79, 84	Amusement and recreation services, including motion pictures and museums—Con.					
79 ex. 792, 3; 84	Commercial sports and other amusement and recreation services, including museums -----	412	154 925	38 932	5 518	2 338
794	Commercial sports -----	18	4 223	541	63	32
7941	Professional sports clubs, managers, promoters -----	3	(D)	(D)	(D)	AA
7948	Racing, including track operation -----	15	(D)	(D)	(D)	BB
79 ex. 792, 3, 4; 84	Other amusement and recreation services, including museums -----	394	150 702	38 391	5 455	2 306
791	Dance studios, schools, and halls -----	14	713	108	26	43
7991	Physical fitness facilities -----	49	(D)	(D)	(D)	EE
7992	Public golf courses -----	16	4 652	1 320	177	63
7993	Coin-operated amusement devices -----	37	(D)	(D)	(D)	CC
7996	Amusement parks -----	10	(D)	(D)	(D)	FF
7997	Membership sports and recreation clubs -----	69	16 666	4 645	666	357
7999, 84	Amusement and recreation services, including museums, n.e.c. -----	199	(D)	(D)	(D)	FF
7999 pt.	Concession operators of amusement devices and rides -----	10	(D)	(D)	(D)	AA
7999 pt.	Carnivals, circuses, and fairs -----	6	(D)	(D)	(D)	AA
7999 pt., 84	Other recreation and amusements, including museums -----	183	45 418	9 985	1 398	857
80	Health services -----	1 962	1 056 627	437 758	98 057	26 635
801	Offices and clinics of doctors of medicine -----	573	311 560	142 151	29 314	3 813
8011 pt.	Offices of doctors of medicine -----	544	(D)	(D)	(D)	HH
8011 pt.	General medical clinics -----	29	(D)	(D)	(D)	EE
802	Offices and clinics of dentists -----	447	97 505	29 855	6 632	1 835
803	Offices and clinics of doctors of osteopathy -----	201	(D)	(D)	(D)	FF
804	Offices and clinics of other health practitioners -----	357	71 701	20 803	4 281	1 267
8041	Offices and clinics of chiropractors -----	155	19 220	4 304	982	357
8042	Offices and clinics of optometrists -----	126	33 424	8 117	1 670	495
8043	Offices and clinics of podiatrists -----	11	1 938	543	87	32
8049	Offices and clinics of health practitioners, n.e.c. -----	65	17 119	7 839	1 542	383
805	Nursing and personal care facilities -----	257	305 442	140 417	34 251	14 052
8051	Skilled nursing care facilities -----	179	260 815	119 985	29 406	11 890
8052	Intermediate care facilities -----	63	41 496	19 101	4 642	2 065
8059	Nursing and personal care facilities, n.e.c. -----	15	3 131	1 331	203	97
806	Hospitals -----	8	(D)	(D)	(D)	HH
8062	General medical and surgical hospitals -----	5	127 033	45 654	10 726	2 383
8063, 9	Specialty hospitals -----	3	(D)	(D)	(D)	EE
807, 8, 9	Other health services -----	119	(D)	(D)	(D)	GG
807	Medical and dental laboratories -----	42	22 539	6 513	1 372	262
8071	Medical laboratories -----	23	18 361	4 627	899	152
8072	Dental laboratories -----	19	4 178	1 886	473	110
808	Home health care services -----	39	(D)	(D)	(D)	GG
809	Miscellaneous health and allied services, n.e.c. -----	38	18 182	6 403	1 529	261
8092	Kidney dialysis centers -----	2	(D)	(D)	(D)	AA
8093	Specialty outpatient facilities, n.e.c. -----	23	(D)	(D)	(D)	CC
8099	Health and allied services, n.e.c. -----	13	9 887	3 486	862	122
81	Legal services -----	570	128 130	38 518	8 368	1 875
823, 4, 9	Selected educational services -----	17	(D)	(D)	(D)	BB
823	Libraries -----	2	(D)	(D)	(D)	AA
824	Vocational schools -----	6	(D)	(D)	(D)	BB
829	Schools and educational services, n.e.c. -----	9	(D)	(D)	(D)	BB
83	Social services -----	488	79 618	30 466	6 701	3 477
835	Child day care services -----	202	13 261	5 648	1 314	958
832, 3, 6, 9	Other social services -----	286	66 357	24 818	5 387	2 519
87 ex. 8733	Engineering, accounting, research, management, and related services (except noncommercial research organizations) -----	746	170 622	73 706	17 062	3 833
871	Engineering, architectural, and surveying services -----	161	(D)	(D)	(D)	FF
8711	Engineering services -----	78	23 523	11 374	2 615	504
8712	Architectural services -----	25	(D)	(D)	(D)	BB
8713	Surveying services -----	58	7 390	3 663	802	241
872	Accounting, auditing, and bookkeeping services -----	403	(D)	(D)	(D)	GG
873 ex. 8733	Research, development, and testing services (except noncommercial research organizations) -----	24	(D)	(D)	(D)	CC
8731	Commercial physical and biological research -----	6	(D)	(D)	(D)	BB
8732	Commercial economic, sociological, and educational research -----	7	(D)	(D)	(D)	BB
8734	Testing laboratories -----	11	(D)	(D)	(D)	BB
874	Management and public relations services -----	158	(D)	(D)	(D)	GG
8741	Management services -----	61	26 704	13 936	2 713	490
8742	Management consulting services -----	55	16 510	6 409	1 709	229
8743	Public relations services -----	11	(D)	(D)	(D)	BB
8744	Facilities support management services -----	2	(D)	(D)	(D)	EE
8748	Business consulting services, n.e.c. -----	29	(D)	(D)	(D)	BB
89	Services, n.e.c. -----	22	(D)	(D)	(D)	BB

Table 8b. Summary Statistics for Firms Exempt From Federal Income Tax for the Area Outside Metropolitan Areas: 1992

[Includes only establishments with payroll. For meaning of abbreviations and symbols, see introductory text. For explanation of terms and comparability of 1987 and 1992 censuses, see appendix A. For definitions of CMSA's, MSA's, and PMSA's, see appendix D]

SIC code	Kind of business or operation	Establishments (number)	Revenue (\$1,000)	Annual payroll (\$1,000)	First-quarter payroll (\$1,000)	Paid employees for pay period including March 12 (number)
	Total	1 503	1 422 178	628 709	152 263	39 990
7032, 704	Camps and membership lodging	33	4 950	1 072	231	67
7032	Sporting and recreational camps	15	2 218	763	143	39
704	Organization hotels and lodging houses, on membership basis	18	2 732	309	88	28
792, 7991 pt., 7997, 7999 pt., 84	Selected amusement, recreation, and related services	92	(D)	(D)	(D)	FF
792	Theatrical producers (except motion picture), bands, orchestras, and entertainers	4	(D)	(D)	(D)	AA
7922	Theatrical producers (except motion picture) and miscellaneous theatrical services	3	426	129	12	2
7922 pt.	Producers of live theatrical productions	3	426	129	12	2
7922 pt.	Producers of radio and television shows, except tape	-	-	-	-	-
7922 pt.	Artists' and entertainers' managers or agents, concert bureaus, booking agents	-	-	-	-	-
7922 pt.	Other theatrical services	-	-	-	-	-
7929	Bands, orchestras, actors, and other entertainers and entertainment groups	1	(D)	(D)	(D)	AA
7929 pt.	Dance groups and artists	-	-	-	-	-
7929 pt.	Symphony orchestras, opera companies, and chamber music organizations	-	-	-	-	-
7929 pt.	Other music groups and artists	-	-	-	-	-
7929 pt.	Other entertainers and entertainment groups	1	(D)	(D)	(D)	AA
7991 pt., 7997	Gymnasiums, athletic clubs, and membership sports and recreation clubs	71	18 600	5 892	1 096	476
7991 pt.	Gymnasiums and athletic clubs	-	-	-	-	-
7997	Membership sports and recreation clubs	71	18 600	5 892	1 096	476
7999 pt.	Fairs	4	(D)	(D)	(D)	AA
84	Museums, art galleries, and botanical and zoological gardens	13	2 999	818	147	50
841	Museums and art galleries	12	(D)	(D)	(D)	BB
842	Arboreta and botanical or zoological gardens	1	(D)	(D)	(D)	BB
8011 pt.; 8021 pt.; 805, 6, 8, 9	Selected health services	168	(D)	(D)	(D)	KK
8011 pt., 8021 pt.	Clinics of doctors of medicine and dentists	12	6 277	3 300	797	157
8011 pt.	General medical clinics	12	6 277	3 300	797	157
8021 pt.	Dental clinics	-	-	-	-	-
805	Nursing and personal care facilities	45	66 960	36 224	8 856	3 418
8051	Skilled nursing care facilities	27	48 891	26 289	6 454	2 470
8052	Intermediate care facilities	13	(D)	(D)	(D)	FF
8059	Nursing and personal care facilities, n.e.c.	5	(D)	(D)	(D)	BB
806	Hospitals	68	(D)	(D)	(D)	JJ
8062	General medical and surgical hospitals	64	920 635	416 741	101 718	19 835
8062 pt.	General medical and surgical hospitals, nongovernment	29	551 981	230 117	55 372	11 299
8062 pt.	General medical and surgical hospitals, government	35	368 654	186 624	46 346	8 536
8063, 9	Specialty hospitals	4	(D)	(D)	(D)	HH
8063	Psychiatric hospitals	3	(D)	(D)	(D)	HH
8063 pt.	Psychiatric hospitals, nongovernment	-	-	-	-	-
8063 pt.	Psychiatric hospitals, government	3	(D)	(D)	(D)	HH
8069	Specialty hospitals, except psychiatric	1	(D)	(D)	(D)	BB
8069 pt.	Specialty hospitals, except psychiatric; nongovernment	1	(D)	(D)	(D)	BB
8069 pt.	Specialty hospitals, except psychiatric; government	-	-	-	-	-
808, 9	Other health services	43	(D)	(D)	(D)	FF
808	Home health care services	11	(D)	(D)	(D)	FF
809	Miscellaneous health and allied services, n.e.c.	32	(D)	(D)	(D)	EE
8092	Kidney dialysis centers	6	(D)	(D)	(D)	BB
8093	Specialty outpatient facilities, n.e.c.	3	10 591	6 319	1 510	391
8099	Health and allied services, n.e.c.	23	1 740	770	187	43
8111 pt.	Legal aid societies and similar legal services	4	(D)	(D)	(D)	BB
823, 4, 9	Selected educational services	18	(D)	(D)	(D)	BB
823	Libraries	8	489	182	46	31
824	Vocational schools	-	-	-	-	-
8243	Data processing schools	-	-	-	-	-
8244	Business and secretarial schools	-	-	-	-	-
8249	Vocational schools, n.e.c.	-	-	-	-	-
829	Schools and educational services, n.e.c.	10	(D)	(D)	(D)	BB
83	Social services	682	187 659	75 107	17 875	9 941
835	Child day care services	124	11 724	5 890	1 446	884
832, 3, 6, 9	Other social services	558	175 935	69 217	16 429	9 057
832	Individual and family social services	286	63 612	26 789	6 424	2 477
833	Job training and vocational rehabilitation services	87	48 369	19 304	4 445	4 445
836	Residential care	85	30 989	13 066	3 108	1 269
839	Social services, n.e.c.	100	32 965	10 058	2 452	866
861, 2, 4, 9	Selected membership organizations	491	(D)	(D)	(D)	GG
861	Business associations	129	(D)	(D)	(D)	FF
864	Civic, social, and fraternal associations	264	56 977	12 808	2 810	1 432
862, 9	Other membership organizations	98	21 221	6 029	1 521	302
862	Professional membership organizations	35	10 189	2 769	676	118
869	Membership organizations, n.e.c.	63	11 032	3 260	845	184

Table 8b. Summary Statistics for Firms Exempt From Federal Income Tax for the Area Outside Metropolitan Areas: 1992 —Con.

[Includes only establishments with payroll. For meaning of abbreviations and symbols, see introductory text. For explanation of terms and comparability of 1987 and 1992 censuses, see appendix A. For definitions of CMSA's, MSA's, and PMSA's, see appendix D]

SIC code	Kind of business or operation	Establishments (number)	Revenue (\$1,000)	Annual payroll (\$1,000)	First-quarter payroll (\$1,000)	Paid employees for pay period including March 12 (number)
873, 4 ex. 8744	Research, testing, and consulting services, except facilities support management services -----	15	(D)	(D)	(D)	BB
873	Research, development, and testing services -----	2	(D)	(D)	(D)	AA
8731	Commercial physical and biological research -----	—	—	—	—	—
8732	Commercial economic, sociological, and educational research ----	2	(D)	(D)	(D)	AA
8733	Noncommercial research organizations -----	—	—	—	—	—
8734	Testing laboratories -----	—	—	—	—	—
874 ex. 8744	Management and public relations services, except facilities support management services -----	13	(D)	(D)	(D)	BB
8741	Management services -----	2	(D)	(D)	(D)	AA
8742	Management consulting services -----	1	(D)	(D)	(D)	AA
8743	Public relations services -----	3	(D)	(D)	(D)	AA
8748	Business consulting services, n.e.c. -----	7	2 836	1 398	188	45

Table 9. Places With 2,500 Inhabitants or More Ranked by Volume of Receipts of Firms Subject to Federal Income Tax: 1992

[Includes only establishments with payroll. For meaning of abbreviations and symbols, see introductory text. For explanation of terms and comparability of 1987 and 1992 censuses, see appendix A. For information on geographic areas followed by ▲, see appendix F]

Geographic area	Receipts		Cumulative receipts		Geographic area	Receipts		Cumulative receipts	
	Rank ¹	Amount (\$1,000)	Amount (\$1,000)	Percent of State total		Rank ¹	Amount (\$1,000)	Amount (\$1,000)	Percent of State total
Missouri -----	(X)	20 338 739	20 338 739	100.0	Missouri—Con.				
Kansas City ▲-----	1	3 545 123	3 545 123	17.4	Washington -----	51	50 293	14 700 508	72.3
St. Louis (IC) -----	2	3 020 739	6 565 862	32.3	Arnold -----	52	48 486	14 748 994	72.5
Springfield ▲-----	3	879 158	7 445 020	36.6	Monett ▲-----	53	45 340	14 794 334	72.7
Creve Coeur -----	4	587 251	8 032 271	39.5	Woodson Terrace -----	54	43 151	14 837 485	73.0
Clayton -----	5	541 524	8 573 795	42.2	Farmington -----	55	43 110	14 880 595	73.2
Columbia -----	6	478 634	9 052 429	44.5	O'Fallon -----	56	40 998	14 921 593	73.4
St. Charles -----	7	316 828	9 369 257	46.1	West Plains -----	57	40 997	15 962 590	73.6
Bridgeton -----	8	277 087	9 646 344	47.4	Kennett -----	58	40 916	15 003 506	73.8
Joplin ▲-----	9	262 899	9 909 243	48.7	Moberly -----	59	40 118	15 043 624	74.0
Independence ▲-----	10	260 554	10 169 797	50.0	Wentzville -----	60	36 815	15 080 439	74.1
Maryland Heights -----	11	259 777	10 429 574	51.3	Manchester -----	61	35 988	15 116 427	74.3
St. Joseph -----	12	220 367	10 649 941	52.4	Nevada -----	62	34 986	15 151 413	74.5
Jefferson City ▲-----	13	208 460	10 858 401	53.4	Mexico -----	63	34 237	15 185 650	74.7
Richmond Heights -----	14	202 842	11 061 243	54.4	Lebanon -----	64	33 956	15 219 606	74.8
Sunset Hills -----	15	201 207	11 262 450	55.4	Maplewood -----	65	32 740	15 252 346	75.0
Cape Girardeau ▲-----	16	192 857	11 455 307	56.3	Sullivan ▲-----	66	32 409	15 284 755	75.2
Des Peres -----	17	165 931	11 621 238	57.1	Festus -----	67	31 759	15 316 514	75.3
Brentwood -----	18	162 445	11 783 683	57.9	Belton -----	68	30 804	15 347 318	75.5
Branson -----	19	159 778	11 943 461	58.7	Warrensburg -----	69	30 296	15 377 614	75.6
Florissant -----	20	146 195	12 089 656	59.4	Riverside -----	70	29 750	15 407 364	75.8
Poplar Bluff -----	21	144 696	12 234 352	60.2	Neosho -----	71	29 485	15 436 849	75.9
Chesterfield ▲-----	22	129 331	12 363 683	60.8	Clinton -----	72	28 967	15 465 816	76.0
St. Peters -----	23	125 623	12 489 306	61.4	Excelsior Springs ▲-----	73	28 540	15 494 356	76.2
North Kansas City -----	24	112 806	12 602 112	62.0	Ferguson -----	74	28 021	15 522 377	76.3
Kirkwood -----	25	107 645	12 709 757	62.5	Dexter -----	75	24 853	15 547 230	76.4
Hazelwood -----	26	107 075	12 816 832	63.0	Jennings -----	76	24 181	15 571 411	76.6
Gladstone -----	27	106 289	12 923 121	63.5	Chillicothe -----	77	24 088	15 595 499	76.7
Olivette -----	28	102 929	13 026 050	64.0	Shrewsbury -----	78	23 887	15 619 386	76.8
Town and Country -----	29	101 949	13 127 999	64.5	Potosi -----	79	23 731	15 643 117	76.9
Raytown -----	30	101 573	13 229 572	65.0	Harrisonville -----	80	22 048	15 665 165	77.0
Blue Springs -----	31	93 724	13 323 296	65.5	Union -----	81	21 733	15 686 898	77.1
Ladue -----	32	91 936	13 415 232	66.0	Crystal City -----	82	21 346	15 708 244	77.2
Kirksville -----	33	91 734	13 506 966	66.4	Fulton -----	83	20 731	15 728 975	77.3
Sedalia -----	34	90 311	13 597 277	66.9	Rock Hill -----	84	20 226	15 749 201	77.4
Lee's Summit ▲-----	35	87 638	13 684 915	67.3	Carthage -----	85	20 124	15 769 325	77.5
Overland -----	36	85 621	13 770 536	67.7	Jackson -----	86	19 265	15 788 590	77.6
Berkeley -----	37	75 893	13 846 429	68.1	Valley Park -----	87	18 583	15 807 173	77.7
Fenton -----	38	74 353	13 920 782	68.4	Maryville -----	88	18 026	15 825 199	77.8
University City -----	39	73 343	13 994 125	68.8	Marshall -----	89	17 693	15 842 892	77.9
Rolla -----	40	67 674	14 061 799	69.1	Perryville -----	90	17 135	15 860 027	78.0
Liberty -----	41	65 844	14 127 643	69.5	Waynesville -----	91	16 741	15 876 768	78.1
St. Ann -----	42	63 959	14 191 602	69.8	Lake St. Louis -----	92	16 359	15 893 127	78.1
Sikeston ▲-----	43	62 476	14 254 078	70.1	Troy -----	93	15 984	15 909 111	78.2
Webster Groves -----	44	62 225	14 316 303	70.4	St. Clair -----	94	15 897	15 925 008	78.3
Eureka -----	45	60 929	14 377 232	70.7	Nixa -----	95	15 422	15 940 430	78.4
Grandview -----	46	59 887	14 437 119	71.0	Frontenac -----	96	14 679	15 955 109	78.4
Hannibal ▲-----	47	58 697	14 495 816	71.3	Salem -----	97	13 899	15 969 008	78.5
Crestwood -----	48	52 092	14 547 908	71.5	Bolivar -----	98	13 898	15 982 906	78.6
Ballwin -----	49	51 982	14 599 890	71.8	Ste. Genevieve -----	99	13 613	15 996 519	78.7
Ellisville -----	50	50 325	14 650 215	72.0	Black Jack -----	100	13 293	16 009 812	78.7

See footnotes at end of table.

Table 9. Places With 2,500 Inhabitants or More Ranked by Volume of Receipts of Firms Subject to Federal Income Tax: 1992 —Con.

[Includes only establishments with payroll. For meaning of abbreviations and symbols, see introductory text. For explanation of terms and comparability of 1987 and 1992 censuses, see appendix A. For information on geographic areas followed by ▲, see appendix F]

Geographic area	Receipts		Cumulative receipts		Geographic area	Receipts		Cumulative receipts	
	Rank ¹	Amount (\$1,000)	Amount (\$1,000)	Percent of State total		Rank ¹	Amount (\$1,000)	Amount (\$1,000)	Percent of State total
Missouri—Con.					Missouri—Con.				
Lamar	101	13 291	16 023 103	78.8	Bethany	141	6 014	16 415 398	80.7
Boonville	102	13 179	16 036 282	78.8	El Dorado Springs	142	5 905	16 421 303	80.7
Desloge	103	13 130	16 049 412	78.9	Odessa	143	5 342	16 426 645	80.8
Caruthersville	104	12 944	16 062 356	79.0	Bonne Terre	144	5 261	16 431 906	80.8
Cameron ▲	105	12 862	16 075 218	79.0	Hollister	145	5 255	16 437 161	80.8
Butler	106	12 233	16 087 451	79.1	Breckenridge Hills	146	5 040	16 442 201	80.8
Osage Beach ▲	107	12 079	16 099 530	79.2	Dellwood	147	4 969	16 447 170	80.9
Pacific ▲	108	11 850	16 111 380	79.2	Raymore	148	4 885	16 452 055	80.9
Louisiana	109	11 799	16 123 179	79.3	Pleasant Hill	149	4 863	16 456 918	80.9
Ozark	110	11 774	16 134 953	79.3	Glendale	150	4 724	16 461 642	80.9
Flat River	111	11 607	16 146 560	79.4	Mount Vernon	151	4 384	16 466 026	81.0
Warrenton	112	11 545	16 158 105	79.4	New Madrid	152	4 290	16 470 316	81.0
St. John	113	11 408	16 169 513	79.5	Windsor ▲	153	4 288	16 474 604	81.0
Trenton	114	11 325	16 180 838	79.6	Ava	154	4 227	16 478 831	81.0
De Soto	115	11 315	16 192 153	79.6	Palmyra	155	4 218	16 483 049	81.0
Republic	116	11 274	16 203 427	79.7	Cuba	156	4 213	16 486 262	81.1
Aurora	117	10 411	16 213 838	79.7	Chaffee	157	3 767	16 491 029	81.1
Wellston	118	10 318	16 224 156	79.8	Bellefontaine Neighbors	158	3 669	16 494 698	81.1
Brookfield	119	10 270	16 234 426	79.8	East Prairie	159	3 367	16 498 065	81.1
Hermann	120	10 234	16 244 660	79.9	Camdenton	160	3 187	16 501 252	81.1
Macon	121	10 219	16 254 879	79.9	Bel-Ridge	161	3 154	16 504 406	81.1
Eldon	122	9 800	16 264 679	80.0	Marceline	162	3 139	16 507 545	81.2
Bowling Green	123	9 723	16 274 402	80.0	Monroe City ▲	163	3 053	16 510 598	81.2
Pagedale	124	9 641	16 284 043	80.1	Hayti	164	2 920	16 513 518	81.2
St. James	125	9 605	16 293 648	80.1	Fayette	165	2 751	16 516 269	81.2
Lexington	126	9 365	16 303 013	80.2	Savannah	166	2 718	16 518 987	81.2
Mountain Grove ▲	127	9 349	16 312 362	80.2	Pevely	167	2 224	16 521 211	81.2
Richmond	128	8 992	16 321 354	80.2	Pine Lawn	168	1 975	16 523 186	81.2
Webb City	129	8 845	16 330 199	80.3	Centralia ▲	169	1 956	16 525 142	81.2
Carrollton	130	8 358	16 338 557	80.3	Portageville ▲	170	1 944	16 527 086	81.3
Malden	131	8 345	16 346 902	80.4	Scott City ▲	171	1 893	16 528 979	81.3
Normandy	132	7 774	16 354 676	80.4	Vandalia ▲	172	1 790	16 530 769	81.3
Oak Grove ▲	133	7 522	16 362 198	80.4	Sugar Creek ▲	173	1 774	16 532 543	81.3
Higginsville	134	7 504	16 369 702	80.5	Buckner	174	1 727	16 534 270	81.3
Fredericktown	135	7 362	16 377 064	80.5	Canton	175	1 690	16 535 960	81.3
Charleston	136	6 714	16 383 778	80.6	Northwoods	176	1 391	16 537 351	81.3
Platte City	137	6 543	16 390 321	80.6	Riverview	177	1 345	16 538 696	81.3
Marshfield	138	6 487	16 396 808	80.6	Carl Junction	178	1 327	16 540 023	81.3
Smithville	139	6 326	16 403 134	80.6	Moline Acres	179	1 128	16 541 151	81.3
California	140	6 250	16 409 384	80.7	Clarkson Valley	(X)	—	16 541 151	81.3
					Cottleville	(X)	(D)	(X)	(X)
					Kinloch	(X)	(D)	(X)	(X)
					Pleasant Valley	(X)	(D)	(X)	(X)

¹Places with suppressed receipts (if applicable) are listed at end of table rather than by rank to avoid disclosing data for individual companies.

Table 10. Counties Ranked by Volume of Receipts of Firms Subject to Federal Income Tax: 1992

[Includes only establishments with payroll. For meaning of abbreviations and symbols, see introductory text. For explanation of terms and comparability of 1987 and 1992 censuses, see appendix A. For information on geographic areas followed by ▲, see appendix F]

Geographic area	Receipts		Cumulative receipts		Geographic area	Receipts		Cumulative receipts	
	Rank ¹	Amount (\$1,000)	Amount (\$1,000)	Percent of State total		Rank ¹	Amount (\$1,000)	Amount (\$1,000)	Percent of State total
Missouri					Missouri—Con.				
St. Louis	1	6 651 811	6 651 811	32.7	Stone	19	95 316	18 294 890	90.0
Jackson	2	3 758 053	10 409 864	51.2	Adair	20	92 176	18 387 066	90.4
St. Louis (IC)	3	3 020 739	13 430 603	66.0	Phelps	21	83 062	18 470 128	90.8
Greene	4	935 133	14 365 736	70.6	St. Francois	22	81 499	18 551 627	91.2
St. Charles	5	619 328	14 985 064	73.7	Scott	23	80 973	18 632 600	91.6
Clay	6	600 860	15 585 924	76.6	Newton	24	77 908	18 710 508	92.0
Boone	7	498 275	16 084 199	79.1	Cass	25	77 484	18 787 992	92.4
Jasper	8	266 368	16 350 567	80.4	Barry	26	59 258	18 847 250	92.7
Platte	9	239 123	16 589 690	81.6	Marion	27	58 612	18 905 862	93.0
Taney	10	230 820	16 820 510	82.7	Dunklin	28	53 822	18 959 684	93.2
Cape Girardeau	11	225 793	17 046 303	83.8	Miller	29	50 208	19 009 892	93.5
Buchanan	12	222 418	17 268 721	84.9	Johnson	30	49 325	19 059 217	93.7
Cole	13	214 408	17 483 129	86.0	Howell	31	46 948	19 106 165	93.9
Jefferson	14	204 003	17 687 132	87.0	Pulaski	32	46 175	19 152 340	94.2
Franklin	15	154 166	17 841 298	87.7	Randolph	33	43 746	19 196 086	94.4
Butler	16	153 696	17 994 994	88.5	Stoddard	34	41 508	19 237 594	94.6
Pettis	17	104 943	18 099 937	89.0	Laclede	35	39 224	19 276 818	94.8
Camden	18	99 637	18 199 574	89.5	Christian	36	38 133	19 314 951	95.0

Table 10. Counties Ranked by Volume of Receipts of Firms Subject to Federal Income Tax: 1992—Con.

[Includes only establishments with payroll. For meaning of abbreviations and symbols, see introductory text. For explanation of terms and comparability of 1987 and 1992 censuses, see appendix A. For information on geographic areas followed by ▲, see appendix F]

Geographic area	Receipts		Cumulative receipts		Geographic area	Receipts		Cumulative receipts	
	Rank ¹	Amount (\$1,000)	Amount (\$1,000)	Percent of State total		Rank ¹	Amount (\$1,000)	Amount (\$1,000)	Percent of State total
Missouri—Con.					Missouri—Con.				
Audrain	37	37 758	19 352 709	95.2	Wright	72	12 090	20 061 261	98.6
Vernon	38	36 749	19 389 458	95.3	Morgan	73	11 888	20 073 149	98.7
Callaway	39	35 641	19 425 099	95.5	Macon	74	11 382	20 084 531	98.8
Henry	40	35 359	19 460 458	95.7	St. Clair	75	11 150	20 095 681	98.8
Lafayette	41	28 852	19 489 310	95.8	Wayne	76	10 376	20 106 057	98.9
Washington	42	28 442	19 517 752	96.0	Benton	77	10 345	20 116 402	98.9
Livingston	43	26 749	19 544 501	96.1	Moniteau	78	9 658	20 126 060	99.0
Saline	44	26 396	19 570 897	96.2	Cedar	79	9 492	20 135 552	99.0
Lincoln	45	23 823	19 594 720	96.3	Carroll	80	9 211	20 144 763	99.0
Pike	46	23 662	19 618 382	96.5	Ripley	81	8 888	20 153 651	99.1
Nodaway	47	23 556	19 641 938	96.6	Iron	82	8 755	20 162 406	99.1
Polk	48	22 118	19 664 056	96.7	Atchison	83	8 282	20 170 688	99.2
Lawrence	49	21 864	19 685 920	96.8	Dallas	84	8 203	20 178 891	99.2
Clinton	50	21 735	19 707 655	96.9	Harrison	85	8 140	20 187 031	99.3
Warren	51	20 837	19 728 492	97.0	Madison	86	8 105	20 195 136	99.3
New Madrid	52	19 543	19 748 035	97.1	Lewis	87	7 571	20 202 707	99.3
Osage	53	19 224	19 767 259	97.2	Knox	88	7 364	20 210 071	99.4
Perry	54	19 074	19 786 333	97.3	Gentry	89	7 190	20 217 261	99.4
Pemiscot	55	18 539	19 804 872	97.4	Shelby	90	7 053	20 224 314	99.4
Crawford ▲	56	18 461	19 823 333	97.5	Chariton	91	6 961	20 231 275	99.5
Cooper	57	17 277	19 840 610	97.6	Maries	92	6 404	20 237 679	99.5
Linn	58	17 149	19 857 759	97.6	Sullivan	93	6 284	20 243 963	99.5
Gasconade	59	17 149	19 874 908	97.7	Oregon	94	6 274	20 250 237	99.6
Texas	60	17 106	19 892 014	97.8	Bollinger	95	6 072	20 256 309	99.6
Ste. Genevieve	61	16 349	19 908 363	97.9	Howard	96	6 062	20 262 371	99.6
Dent	62	15 214	19 923 577	98.0	Andrew	97	5 801	20 268 172	99.7
Bates	63	15 089	19 938 666	98.0	Douglas	98	5 776	20 273 948	99.7
Barton	64	14 902	19 953 568	98.1	Ozark	99	5 740	20 279 688	99.7
Ralls	65	14 685	19 968 253	98.2	Reynolds	100	5 391	20 285 079	99.7
Mississippi	66	14 348	19 982 601	98.2	Hickory	101	5 289	20 290 368	99.8
Webster	67	13 831	19 996 432	98.3	DeKalb	102	5 129	20 295 497	99.8
Ray	68	13 630	20 010 062	98.4	Scotland	103	5 037	20 300 534	99.8
Grundy	69	13 257	20 023 319	98.4	Monroe	104	4 895	20 305 429	99.8
Montgomery	70	13 192	20 036 511	98.5	Carter	105	4 408	20 309 837	99.9
McDonald	71	12 660	20 049 171	98.6	Holt	106	4 273	20 314 110	99.9
					Shannon	107	3 923	20 318 033	99.9
					Putnam	108	3 909	20 321 942	99.9
					Caldwell	109	3 468	20 325 410	99.9
					Clark	110	3 143	20 328 553	99.9
					Dade	111	2 792	20 331 345	100.0
					Schuyler	112	2 641	20 333 986	100.0
					Daviess	113	2 294	20 336 280	100.0
					Mercer	114	1 547	20 337 827	100.0
					Worth	115	912	20 338 739	100.0

¹Counties with suppressed receipts (if applicable) are listed at end of table rather than by rank to avoid disclosing data for individual companies.

Appendix A.

General Explanation

CENSUS COVERAGE AND METHODOLOGY

Structure and method of enumeration. Firms in the 1992 Census of Service Industries were divided into the nonmail universe and mail universe. The coverage and the method of obtaining census information from each follow:

1. The nonmail universe consisted of firms which were not required to file a regular census return and included:

- a. All taxable nonemployers, i.e., all firms subject to Federal income tax with no paid employees during 1992. Receipts information for these firms was obtained from administrative records of other Federal agencies. Although consisting of many firms, nonemployers accounted for less than 10 percent of total receipts of all establishments covered in the census.

The census included only those service nonemployer firms which reported a receipts volume of \$1,000 or more during 1992. Establishments exempt from Federal income tax with no paid employees were excluded as in previous censuses.

Data for nonemployers are not included in this report but are provided in a subsequent Non-employer Statistics report (SC92-N-1).

- b. Selected small employers, i.e., single-establishment firms with payroll below a specified cutoff. (The term "employers" refers to firms with one or more paid employees at any time during 1992 as shown in the active administrative records of other Federal agencies.) Although the payroll cutoff varied by kind of business, small employers generally included firms with less than 10 employees and represented about 10 percent of total receipts of establishments covered in the census.

Data on receipts, payroll, and employment for employer firms below the payroll cutoff were derived or estimated from administrative records of other Federal agencies, except for a sample of small employer firms in classifications for which specialized data requirements precluded reliance solely on administrative records sources. This sample was included in the mail universe.

2. The mail universe consisted of firms for which information was obtained by means of a mail canvass and included:

- a. Large employers, i.e., all multiestablishment firms, and all employer firms above the payroll size cutoff referred to in section 1b. Within this category, a report of company organization was conducted periodically to identify establishment locations of firms which operated at more than one location and to obtain information on payroll and mid-March employment at each location. The 1991 Report of Company Organization was used as a coverage check in the census. In the 1992 census, all multi-establishment firms were asked to notify the Census Bureau of any establishments for which a form was not received. Report forms were subsequently provided to the firms for these establishments.
- b. A sample of small employer firms in classifications for which specialized data precluded reliance solely on administrative records sources. These firms were sent the census mailing packages containing the appropriate 1992 questionnaire.

Method of classifying kinds of business. The service industries classifications for all establishments were based on the *Standard Industrial Classification Manual: 1987*¹ (SIC). However, the method of assigning these classifications, and the level of detail at which establishments were classified, differed between the nonmail and mail universes as follows:

1. The nonmail universe

- a. Nonemployers were classified on the basis of information obtained from administrative records of other Federal agencies.
- b. Selected small employers were classified on the basis of the most current census kind-of-business classification available from one of the Census Bureau's current sample surveys or the 1987 census. Otherwise, the classification was obtained from administrative records of other Federal agencies.

If the census or administrative record classifications proved inadequate (none corresponded to a 1992 census classification in the detail required for

¹*Standard Industrial Classification Manual: 1987*. For sale by Superintendent of Documents, U.S. Government Printing Office, Washington, DC 20402. Stock No. 041-001-00314-2.

employers), the firm was sent a brief inquiry requesting information necessary to assign a 1992 census kind-of-business code.

2. Establishments in the mail universe were classified on the basis of their self-designation, answers to questions on receipts by type of service provided, and other special inquiries.

Method of assigning tax status. For kind-of-business classifications² where there were substantial numbers of taxable and tax-exempt establishments, establishments were classified based on the Federal income tax filing requirement for the establishment or organization. This classification was based primarily on the response to an inquiry on the census questionnaire. Establishments that indicated that all or part of their income was exempt from Federal income tax under provisions of section 501 of the IRS code were classified as tax-exempt; establishments indicating no such exemption were classified as taxable. All government-operated hospitals were classified as tax-exempt. For establishments in the nonmail universe, the tax status classification was based upon the type of tax return filed by the firm or organization.

For selected kind-of-business classifications³ comprised primarily of tax-exempt establishments, all establishments in those classifications were defined as tax-exempt. All establishments in the remaining kind-of-business classifications (comprised primarily of taxable establishments) were defined as taxable.

COMPARABILITY OF THE 1987 AND 1992 CENSUSES

The 1987 and 1992 censuses were conducted under similar conditions and procedures except for the following:

Geographic areas. The boundaries of a number of areas for which data are shown in the 1992 census are not the same as in the 1987 census because of annexations; other boundary changes; and redefinitions of metropolitan statistical areas (MSA's), primary metropolitan statistical areas (PMSA's), and consolidated metropolitan statistical areas (CMSA's).⁴ In addition, data for consolidated cities are included in the 1992 census.

Data for special economic urban areas (SEUA's) with 10,000 inhabitants or more in Michigan, Minnesota, New York, and Wisconsin qualified for publication in the 1992 census. This included townships in Michigan and Minnesota and towns in New York and Wisconsin. However, Minnesota did not have any townships that met the population criteria.

²SIC's 7032, 792, 7991 pt., 7997, 7999 pt., 8011 pt., 8021 pt., 805, 806, 808, 809, 82, 83, 84 pt., 873 ex. 8733, 874 ex. 8744.

³SIC's 7041, 8111 pt., 84 pt., 86, 8733.

⁴Newly defined metropolitan areas (MA's) were announced by the Office of Management and Budget (OMB) effective June 30, 1993.

Nonemployer firms. In 1987, data for nonemployer firms were published for the United States, States, metropolitan areas, counties, and places in four regional reports in the Nonemployer Statistics Series (SC87-N-1 to -4).

For 1992, data for nonemployers by kind of business are presented in one *Nonemployer Statistics* report (SC92-N-1) for the United States, States, and metropolitan areas. Nonemployer data for counties and places are available on compact disc-read only memory (CD-ROM).

Employment. In 1987, employment data withheld to avoid disclosing data for individual companies were represented with the symbol "(D)." In 1992, withheld employment data are represented with symbols that denote employment size ranges. These symbols are defined in the introductory text.

Sources of receipts/revenue. In 1987, data on sources of receipts/revenue for selected industries were published with other industry-specific data in the *Miscellaneous Subjects* report (SC87-S-4) of the Subject Series. In 1992, sources of receipts/revenue data are presented separately in the *Sources of Receipts or Revenue* report (SC92-S-4) of the Subject Series.

Legal form of organization. In 1987, data on the number of individual proprietorships/partnerships were published in the Geographic Area Series. In 1992, individual proprietorship/partnership data are published in the *Establishment and Firm Size* report (SC87-S-1) and in the *Nonemployer Statistics* report (SC87-N-1).

EXPLANATION OF TERMS

Establishments. An establishment is a single physical location at which business is conducted. It is not necessarily identical with a company or enterprise, which may consist of one establishment or more. Statistics for service industries represent a summary of reports for individual establishments rather than companies. For cases where a census report was received, separate information was obtained for each location where business was conducted. When administrative records of other Federal agencies were used instead of a census report, no information was available on the number of locations operated. Estimates of this number were derived from a sample and are provided in the service industries report, *Miscellaneous Subjects* (SC92-S-5). Each census report was tabulated according to the physical location at which the business was conducted. The count of establishments represents those in business at any time during 1992. Appendix G provides a comparison of the number of establishments active any time during the year versus the number in business at the end of the year.

When two activities or more were carried on at a single location under a single ownership, all activities generally were grouped together as a single establishment. The

entire establishment was classified on the basis of its major activity and all data for it were included in that classification. However, when distinct and separate economic activities (for which different industry classification codes were appropriate) were conducted at a single location under a single ownership, and when conditions prescribed by the SIC manual for recognizing the existence of more than one establishment were met, separate establishment reports for each of the different activities were obtained in the census.

Leased service departments (separately owned businesses operated as departments or concessions of other service establishments or of retail businesses, such as a separately owned shoeshine parlor in a barber shop, or a beauty shop in a department store) are treated as separate service establishments for census purposes. Leased retail departments located in service establishments (e.g., a gift shop located in a hotel) are considered separate retail establishments.

Firms. A firm is a business organization or entity consisting of one domestic establishment (location) or more under common ownership or control. All establishments of subsidiary firms are included as part of the controlling firm. For the economic census, the terms "firm" and "company" are synonymous.

Receipts (Basic dollar volume measure for service establishments of firms subject to Federal income tax). Includes receipts from customers or clients for services rendered, from the use of facilities, and from merchandise sold during 1992 whether or not payment was received in 1992, except for health practitioners and legal, architectural, engineering, and surveying services, which reported on a cash basis (payments received in 1992 regardless of when services were rendered). Excise taxes on gasoline, liquor, tobacco, etc., which are paid by the manufacturer or wholesaler and passed on in the cost of goods purchased by the service establishment, are also included. Receipts from leasing of vehicles, equipment, etc., marketed under operating leases are included in receipts figures as well as the fair sales value of merchandise marketed in 1992 under capital, finance, or "full payout" leases. Receipts also include the total value of service contracts, amounts received for work subcontracted to others, and dues and assessments from members and affiliates.

Receipts are net after deductions for refunds and allowances for merchandise returned by customers. Receipts do not include sales, occupancy, admissions, or other taxes collected from customers and remitted directly by the firm to a local, State, or Federal tax agency, nor do they include income from such sources as contributions, gifts, and grants; dividends, interest, and investments; or sale or rental of real estate. Also excluded are rents from and receipts (gross as well as the establishment's share) of departments and concessions which are operated by others; sales of used equipment rented or leased to

customers; commissions from vending machine operators; and other nonoperating income such as royalties, franchise fees, etc.

Receipts in this report do not include service receipts of manufacturers, wholesalers, retail establishments, or other businesses whose primary activity is other than service. They do, however, include receipts other than from services rendered (e.g., sale of merchandise to individuals or other businesses) by establishments primarily engaged in performing services and classified in the service industries.

Revenue (Basic dollar volume measure for firms exempt from Federal income tax). Includes revenue from customers or clients for services rendered and merchandise sold during 1992, whether or not payment was received in 1992. Also included are income from interest, dividends, gross contributions, gifts, grants (whether or not restricted for use in operations), rents, royalties, dues and assessments from members and affiliates, and receipts from fundraising activities. Receipts from taxable business activities of firms exempt from Federal income tax (Unrelated Business Income) are also included in revenue.

Revenue does not include sales, admissions, or other taxes collected by the organization from customers or clients and paid directly to a local, State, or Federal tax agency; income from the sale of real estate, investments, or other assets (except inventory held for resale); gross receipts of departments, concessions, etc., that are operated by others; and amounts transferred to operating funds from capital or reserve funds.

Expenses. Expenses include payroll, employee benefits, interest, rent, payroll taxes, cost of supplies used for operation, depreciation expenses, fundraising expenses, contracted or purchased services, and other expenses charged to operations during 1992.

Expenses in this report exclude outlays for the purchase of real estate; construction and all other capital improvements; funds invested; assessments or dues paid to the parent or other chapters of the same organization; and, for fundraising organizations, funds transferred to charities and other organizations.

Annual payroll. Payroll includes all forms of compensation, such as salaries, wages, commissions, bonuses, vacation allowances, sick-leave pay, employee contributions to qualified pension plans, and the value of payments in kind (e.g., free meals and lodgings) paid during the year to all employees. Tips and gratuities received by employees from patrons and reported to employers are included. For corporations, payroll includes amounts paid to officers and executives; for unincorporated businesses, it does not include profit or other compensation of proprietors or partners. Payroll is reported before deductions for social security, income tax, insurance, union dues, etc. This definition of payroll is the same as that used by the Internal Revenue Service (IRS) on form 941.

First-quarter payroll. This item consists of payroll, as defined above, paid to persons employed at any time during the quarter January to March 1992.

Paid employees for pay period including March 12. Paid employees consist of the full- and part-time employees, including salaried officers and executives of corporations, who were on the payroll during the pay period including March 12. Included are employees on paid sick leave, paid holidays, and paid vacations; not included are proprietors and partners of unincorporated businesses. The definition of paid employees is the same as that used on IRS form 941.

Auxiliary establishments. Each company included in this census was asked to identify and separately report auxiliary locations whose primary functions were to manage, administer, service, or support the activities of the other establishments of the company. Data presented in this report do not include auxiliary establishments. Data for auxiliaries are presented in a subsequent report issued as part of the *1992 Enterprise Statistics* reports.

KIND-OF-BUSINESS CLASSIFICATIONS

Services, as defined in Division I of the 1987 Standard Industrial Classification (SIC) manual, includes establishments primarily engaged in rendering a wide variety of services to individuals, business and government establishments, and other organizations.

Establishments covered by the census were assigned kind-of-business classifications according to the industry classifications defined in the 1987 SIC manual. When a more detailed classification than defined in the SIC manual was needed, additional kinds of business were identified within an SIC industry.

The basis for a kind-of-business classification is described above in Method of Classifying Kinds of Business. Descriptions of those kinds of business for which data are provided in this report follow.

Hotels, Rooming Houses, Camps, and Other Lodging Places (SIC Major Group 70)

This group includes establishments engaged in providing lodging, or lodging and meals, and camping facilities. Hotels which provide accommodations for permanent residents (e.g., apartment hotels) and residential mobile home parks are classified in Real Estate, Major Group 65.

Hotels and motels (SIC 7011). Commercial establishments, known to the public as hotels, motor hotels, motels, or tourist courts, primarily engaged in providing lodging, or lodging and meals.

For large geographic areas, data are presented for the following subdivisions of this classification:

1. Hotels, 25 guestrooms or more.
2. Hotels, less than 25 guestrooms.
3. Motels, tourist courts.
4. Motor hotels.

The classification of individual establishments into hotels, motor hotels, and motels and tourist courts was based primarily on the respondents' self-designation.

Rooming and boarding houses (SIC 702). Establishments renting rooms, with or without board, on a fee basis. Homes for the elderly, for children, and for the handicapped that provide additional services, other than nursing care, are classified in Industry 8361, and homes that provide nursing and/or health-related care are classified in Industry Group 805. Rooming and boarding houses operated by membership organizations for their members only are classified in Industry 7041.

Sporting and recreational camps (SIC 7032). Sporting and recreational camps providing lodging and meals, or lodging only. Included are children's camps, fishing camps, hunting camps, and dude ranches. Day camps and sports instructional camps, such as baseball, basketball, or football camps, are classified in Industry 7999.

Recreational vehicle parks and campsites (SIC 7033). Establishments providing overnight or short-term sites for recreational vehicles, trailers, campers, or tents. Residential trailer and mobile home parks are classified in Real Estate, Major Group 65.

Organization hotels and lodging houses, on membership basis (SIC 704). Lodging houses and hotels operated by membership organizations for the benefit of their members and guests, and not open to the general public. Hotels operated by such organizations but open to the public are classified in Industry 7011. Residential homes for the elderly and others in need of residential, social, and personal care are classified in Industry 8361.

Personal Services (SIC Major Group 72)

This group includes establishments primarily engaged in providing services generally to individuals, such as barber and beauty shops, drycleaning plants, laundries, and photographic studios. For establishments classified in Industry Group 721, collecting and distributing units (branch outlets, pickup stations, terminals, or depots) owned and operated by a firm which does its own laundry work are not classified as separate establishments. Data for these units are merged with data for the plant where the work is done.

Power laundries, family and commercial (SIC 7211).

Establishments primarily engaged in operating mechanical laundries with steam or other power. Excluded are establishments which have power laundry equipment but which are primarily engaged in a specialty, such as industrial laundering, linen rental, or diaper service. These establishments are classified in other categories within Industry Group 721. Independently owned agencies for laundry plants are classified in Industry 7212. Laundries using small power equipment of household type are classified in Industry 7219.

Garment pressing, and agents for laundries and dry-cleaners (SIC 7212).

Establishments primarily engaged in providing laundry and drycleaning services but which have the laundry and/or drycleaning work done by others. Establishments in this industry may do their own pressing or finishing work. Independently owned collecting and distributing agencies serving drycleaning plants or power laundries are included in this classification.

Linen supply (SIC 7213).

Establishments primarily engaged in supplying, on a rental basis, such laundered items as uniforms, aprons, table covers, bed linens, and towels. Establishments included in this classification may or may not operate their own laundry facilities.

Coin-operated laundries and drycleaning (SIC 7215).

Establishments primarily engaged in the operation of coin-operated or similar self-service laundry and/or drycleaning equipment. Included are establishments known as laundromats, launderettes, self-service drycleaners, etc. Establishments which operate such machinery in apartment houses, dormitories, and similar locations are included. Establishments which rent such machinery (e.g., to apartment houses) are classified in Industry 7359.

For large geographic areas, data are presented for the following subdivisions of this classification:

1. Coin-operated laundries and drycleaning stores.
2. Coin-operated laundry routes.

Drycleaning plants, except rug cleaning (SIC 7216).

Establishments primarily engaged in drycleaning or dyeing apparel and household fabrics other than rugs. Establishments primarily engaged in cleaning rugs are classified in Industry 7217. Independently owned agencies for cleaning plants are classified in Industry 7212. Establishments known as "tailor shops" or "cleaners" are included in this classification only if they do their own cleaning. Establishments primarily engaged in dyeing fabrics for the trade are classified in Manufacturing, Major Group 22.

Carpet and upholstery cleaning (SIC 7217).

Establishments primarily engaged in cleaning carpets and upholstered furniture. Establishments primarily engaged in rug repair are classified in Industry 7699, those primarily

engaged in reupholstering and repairing furniture are classified in Industry 7641, and those primarily engaged in building cleaning are classified in Industry 7349.

Industrial launderers (SIC 7218).

Establishments primarily engaged in supplying laundered or drycleaned work uniforms, wiping towels, protective apparel (gloves, flame resistant clothing, etc.), dust control items (treated mats or rugs, mops, cloths, etc.), and similar items to industrial, commercial, and government users. These items may belong to the industrial launderers and be supplied to users on a rental basis, or they may belong to the customers. Establishments included in this industry may or may not operate their own laundry or drycleaning facilities.

Laundry and garment services, n.e.c. (SIC 7219).

Establishments primarily engaged in furnishing other laundry services, including repair, alteration, and storage of clothes for individuals; diaper service; and hand laundries. Custom tailors, dressmakers, and fur shops making fur apparel to custom order are classified in Retail Trade.

Photographic studios, portrait (SIC 722).

Establishments primarily engaged in still or video portrait photography for the general public. Included in this classification are school, home, and transient portrait photographers. Establishments primarily engaged in commercial photography are classified in Industry 7335; those primarily engaged in video tape production other than portrait are classified in Industry 7812; and those primarily engaged in film developing and/or print processing for the trade or for the general public are classified in Industry 7384.

Beauty shops (SIC 723).

Establishments primarily engaged in providing beauty services or both beauty and barber services. Beauty and cosmetology schools are also included. Beauty shop concessions (owned and operated by concessionaires) in hotels, department stores, etc., are classified in this industry and treated as separate establishments. However, beauty shops owned by and operated as part of other businesses (e.g., hotels, department stores) are considered part of the main establishment.

Barber shops (SIC 724).

Establishments primarily engaged in providing barber and men's hair styling services. Barber colleges are also included. Barber shop concessions (owned and operated by concessionaires) in hotels, department stores, etc., are classified in this industry and treated as separate establishments. However, barber shops owned by and operated as part of other businesses (e.g., hotels, department stores) are considered part of the main establishment.

Shoe repair shops and shoeshine parlors (SIC 725).

Establishments primarily engaged in repairing footwear or shining shoes. Also included are establishments engaged in cleaning and blocking hats. Shoe repair and shoeshine departments (owned and operated by concessionaires) in

hotels, department stores, etc., are classified in this industry and treated as separate establishments. However, shoe repair shops and shoeshine parlors owned and operated as part of other businesses (e.g., hotels, department stores) are considered part of the main establishment.

Funeral service and crematories (SIC 726). Establishments primarily engaged in preparing the dead for burial, conducting funerals, and cremating the dead. Receipts include sales of funeral merchandise, such as caskets and burial clothing, and other services provided directly by the establishments. Also included in the receipts are reimbursements for cash advances made to other establishments for funeral-related merchandise sales and services, such as flowers. Cemeteries, and crematories operated in conjunction with cemeteries, are classified in Real Estate, Industry 6553; crematories and burial services for pets are classified in Agriculture, Industry 0752.

Tax return preparation services (SIC 7291). Establishments primarily engaged in providing tax return preparation services without also providing accounting, auditing, or bookkeeping services. Establishments providing tax return preparation services which also provide accounting, auditing, or bookkeeping services are classified in Industry 8721. Tax return preparation services (owned and operated by concessionaires) in department stores, etc., are classified in this industry and treated as separate establishments. However, tax return preparation services owned and operated as part of other businesses are considered part of the main establishment.

Miscellaneous personal services, n.e.c. (SIC 7299). Establishments primarily engaged in providing personal services, not elsewhere classified, such as saunas; steam and Turkish baths; costume and formal wear rental; operation of coin-operated personal service machines, such as weighing machines, public lockers (except cold storage), pay toilets, etc.; checkroom concessions; dating service; diet or weight reducing workshops; and tanning salons. Establishments operating coin-operated amusement machines, such as pinball machines and juke boxes, are classified in Industry 7993. The operation of physical fitness facilities, including health fitness spas and reducing salons, is classified in Major Group 70 if lodging is also provided and in Industry 7991 if lodging is not provided.

For large geographic areas, data are presented for the following subdivisions of this classification:

1. Massage parlors, tanning salons, and saunas.
2. Diet and weight reducing services.
3. Formal wear rental.
4. Other personal services, n.e.c.

Business Services (SIC Major Group 73)

This group includes establishments primarily engaged in providing services, not elsewhere classified, to business establishments on a contract or fee basis.

Advertising agencies (SIC 7311). Establishments primarily engaged in preparing advertising (writing copy, artwork, graphics, and other creative work) and placing such advertising in periodicals, newspapers, radio, television, or other advertising media for clients on a contract or fee basis. Establishments which place advertising with media but perform no creative services (media buying services) are classified in Industry 7319. Establishments which write advertising copy but do not place the advertising with media are classified in Industry 8999. Establishments which provide commercial art, graphics, or other creative advertising services but do not place the advertising with media are classified in Industry Group 733. Establishments which solicit advertising for nonaffiliated radio, television, newspapers, or magazines are classified in Industry 7313.

Outdoor advertising services (SIC 7312). Establishments primarily engaged in the preparation of poster displays and painted and electric displays on billboards, panels, bulletins, and frames, principally outdoors. Such establishments may (as incidental services) construct, repair, and maintain display boards and may post advertisements. Sign painting shops are classified in Industry 7389. Shops which make neon signs to order are classified in Manufacturing. Establishments primarily engaged in erecting signs are classified in Construction.

Radio, television, and publishers' advertising representatives (SIC 7313). Establishments primarily engaged in soliciting advertising on a contract or fee basis for (nonaffiliated) newspapers, magazines, and other publications, or for radio and television stations. Advertising sales offices operated by the media are classified as auxiliaries.

For large geographic areas, data are presented for the following subdivisions of this classification:

1. Radio and television advertising representatives.
2. Publishers' advertising representatives.

Advertising, n.e.c. (SIC 7319). Establishments primarily engaged in furnishing advertising services, not elsewhere classified, such as handbill distribution, distribution of samples, and transit advertising. Establishments which provide commercial art, graphics, or other creative advertising services but do not place the advertising with the media, are classified in Industry Group 733. Establishments primarily engaged in direct mail advertising, compiling and selling mailing lists, and related services are classified in Industry 7331.

Adjustment and collection services (SIC 7322). Establishments primarily engaged in the collection or adjustment of claims other than insurance. Establishments providing insurance adjustment services are classified in Insurance, Major Group 64. Establishments providing debt counseling or adjustment services for individuals are classified in Industry 7299. Centralized charge services are classified in Finance, Major Group 61.

Credit reporting services (SIC 7323). Establishments primarily engaged in providing mercantile and consumer credit reporting services. Establishments primarily engaged in conducting personal investigations (background) and preparing reports for insurance companies and other business firms are classified in Industry 7389.

Direct mail advertising services (SIC 7331). Establishments primarily engaged in furnishing direct mail advertising services, such as creating, producing, and mailing direct mail advertising. This industry also includes establishments primarily engaged in compiling and selling mailing lists. Establishments primarily engaged in reproducing direct mail copy to order but also providing other direct mail advertising services are classified in Manufacturing if they print the copy, and in Industry 7334 if they duplicate the copy by photocopying or similar reproduction methods.

For large geographic areas, data are presented for the following subdivisions of this classification:

1. Mailing list compilers, brokers, and managers.
2. Direct mail advertising services, except mailing list services.

Photocopying and duplicating services (SIC 7334). Establishments primarily engaged in reproducing text, drawings, plans, maps, or other copy by blueprinting, photocopying, mimeographing, or other methods of duplication other than printing or microfilming. Printing, including "quick printing," is classified in Manufacturing, and microfilming is classified in Industry 7389.

For large geographic areas, data are presented for the following subdivisions of this classification:

1. Blueprinting and photocopying services.
2. Duplicating services, except printing and photocopying.

Commercial photography (SIC 7335). Establishments engaged in providing commercial photography services for advertising agencies, publishers, and other business and industrial users. Establishments engaged in still and video portrait photography are classified in Industry 7221, and those primarily engaged in mapmaking are classified in Industry 7389. Establishments primarily engaged in medical photography are classified in Industry 8099. Establishments primarily engaged in producing commercial video tape or films are classified in Industry 7812.

Commercial art and graphic design (SIC 7336). Establishments primarily engaged in providing commercial art or graphic design services for advertising agencies, publishers, and other business and industrial users. Producers of still and slide films are classified here. Establishments primarily engaged in art, except commercial and medical art, are classified in Industry 8999; those engaged in medical art are classified in Industry 8099; and those providing drafting services are classified in Industry 7389.

For large geographic areas, data are presented for the following subdivisions of this classification:

1. Commercial art.
2. Graphic arts and related design.

Secretarial and court reporting services (SIC 7338). Establishments primarily engaged in furnishing secretarial, typing, word processing, resume writing, and court reporting services.

Disinfecting and pest control services (SIC 7342). Establishments primarily engaged in providing disinfection and termite, insect, rodent, and other pest control generally in dwellings or other buildings. Establishments primarily engaged in pest control for lawns or agricultural production are classified in Agriculture.

Building cleaning and maintenance services, n.e.c. (SIC 7349). Establishments primarily engaged in furnishing building cleaning and maintenance services, not elsewhere classified, such as window cleaning, janitorial services, floor waxing, and office cleaning. General contractors and special trade contractors primarily engaged in building repair work, cleaning building exteriors by sand or steam blasting, or cleaning up after construction are classified in Construction.

Medical equipment rental and leasing (SIC 7352). Establishments primarily engaged in renting or leasing (except finance leasing) medical equipment. These establishments may also sell medical supplies, but establishments primarily engaged in selling medical supplies are classified in Wholesale or Retail Trade. Establishments primarily engaged in finance leasing are classified in Finance, Industry 6159.

Heavy construction equipment rental and leasing (SIC 7353). Establishments primarily engaged in renting or leasing (except finance leasing) heavy construction equipment, with or without operators. Establishments primarily engaged in finance leasing are classified in Finance, Industry 6159.

For large geographic areas, data are presented for the following subdivisions of this classification:

1. Rental and leasing of heavy construction equipment without operators.
2. Rental and leasing of heavy construction equipment with operators.

Equipment rental and leasing, n.e.c. (SIC 7359). Establishments primarily engaged in renting or leasing (except finance leasing) equipment, not elsewhere classified, such as tools, furniture, industrial equipment (except heavy construction), televisions, appliances, party supplies, etc. Establishments primarily engaged in finance leasing are classified in Finance, Industry 6159.

Establishments renting or leasing automobiles and trucks without drivers are classified in Industry Group 751; those renting with drivers, in Transportation. Establishments renting (or leasing) medical equipment are classified in Industry 7352; video tapes and cassettes, in Industry 7841; amusement and recreation items, such as bicycles, beach chairs, etc., in Industry 7999; personal items, such as formal wear, lockers (other than refrigerated), and pillows, in Industry 7299; commercial boats, in Water Transportation, Major Group 44. Direct leasing of machinery or equipment by the manufacturer is classified in Manufacturing or Wholesale Trade. Establishments primarily leasing computer time, including time-sharing services, are classified in Industry 7374; and those renting or leasing computers or data processing equipment, in Industry 7377.

For large geographic areas, data are presented for the following subdivisions of this classification:

1. Equipment rental, except rent-to-own.
2. Equipment leasing, except finance leasing.
3. Rent-to-own.

Employment agencies (SIC 7361). Establishments primarily engaged in providing placement and employment services for employers or those seeking employment. Modeling agencies and nurses' registries are included. Theatrical employment agencies are classified in Industry 7922; motion picture casting bureaus, in Industry 7819; and establishments engaged in furnishing help to other businesses, in Industry 7363.

Help supply services (SIC 7363). Establishments primarily engaged in supplying temporary or continuing help (except agricultural) to other businesses on a contract or fee basis. The help supplied is on the payroll of the supplying establishment but is under the direct or general supervision of the business to whom the help is furnished. Establishments primarily engaged in providing placement and employment services are classified in Industry 7361. Establishments which provide both management and staff to operate a business are classified according to the type of activity of the business. Establishments primarily engaged in furnishing personnel to perform a range of services in support of the operation of other establishments are classified in Industry 8744. Farm labor supply is classified in Agriculture, Industry 0761.

For large geographic areas, data are presented for the following subdivisions of this classification:

1. Temporary help supply.
2. Employee leasing.
3. Other help supply services.

Computer programming services (SIC 7371). Establishments primarily engaged in providing custom computer programming services on a contract or fee basis. These

establishments often perform a variety of additional services, such as computer software design and analysis, modification of existing software, and training in the use of custom software. Establishments primarily engaged in the development and marketing of prepackaged software are classified in Industry 7372. Computer processing services are classified in Industry 7374.

Prepackaged software (SIC 7372). Establishments primarily engaged in designing and developing prepackaged software, including operating, utility, and applications programs. These establishments may also prepare software documentation for the user, install software for the user, and train the user in the use of the software. Establishments primarily engaged in buying and selling prepackaged software are classified in Wholesale or Retail Trade. Custom computer software services, including computer code authors, are classified in Industry 7371.

Computer integrated systems (SIC 7373). Establishments primarily engaged in developing or modifying computer software and packaging or bundling the software with hardware (computers and peripheral equipment) to create an integrated system for specific application. These establishments are involved in all phases of systems development, from design through installation. Establishments primarily engaged in buying and selling computer software and/or hardware are classified in Wholesale or Retail Trade, and establishments primarily engaged in manufacturing computers and/or peripheral equipment are classified in Manufacturing.

Computer processing and data preparation and processing services (SIC 7374). Establishments primarily engaged in providing computer processing and data preparation services. Service may consist of complete processing and preparation of reports from data supplied by the customer, or it may be specialized, such as data entry or making data processing equipment available on an hourly or time-sharing basis.

Information retrieval services (SIC 7375). Establishments primarily engaged in providing on-line information retrieval services on a contract or fee basis. The information generally involves a range of subjects and is taken from other primary sources. Establishments which collect and originate the data are classified in the industry associated with that activity.

Computer facilities management services (SIC 7376). Establishments primarily engaged in providing on-site management and operation of computer and data processing facilities on a contract or fee basis. Establishments primarily engaged in providing computer and data processing at their own facilities are classified in Industry 7374.

Computer rental and leasing (SIC 7377). Establishments primarily engaged in renting or leasing (except finance) computers and related data processing equipment on the

customers' site, whether or not also providing maintenance or support services. Establishments primarily engaged in both manufacturing and leasing computers and related data processing equipment are classified in Division D, Manufacturing, and separate establishments owned by the manufacturer and primarily engaged in leasing are classified in Wholesale Trade. Establishments primarily engaged in finance leasing of computers and related data processing equipment are classified in Finance, Industry 6159, and those primarily engaged in leasing computer time are classified in Industry 7374.

Computer maintenance and repair (SIC 7378). Establishments primarily engaged in the maintenance and repair of computers and computer peripheral equipment.

Computer related services, n.e.c. (SIC 7379). Establishments primarily engaged in providing computer related services, not elsewhere classified, such as computer consulting, disk and diskette conversion, and tape recertification.

For large geographic areas, data are presented for the following subdivisions of this classification:

1. Computer consultants.
2. Miscellaneous computer services, n.e.c.

Detective, guard, and armored car services (SIC 7381). Establishments primarily engaged in providing detective, guard, and armored car services. Fingerprint service, polygraph service, and rental of dogs for protective service are included in this classification.

For large geographic areas, data are presented for the following subdivisions of this classification:

1. Detective agencies and guard services.
2. Armored car services.

Security systems services (SIC 7382). Establishments primarily engaged in monitoring and maintaining security systems devices, such as burglar and fire alarms. These establishments may also sell, lease, and/or install the security systems which they monitor and maintain. Establishments primarily engaged in the sales and installation, or installation only, of such devices are classified in Construction, Industry 1731.

News syndicates (SIC 7383). Establishments primarily engaged in providing news, pictures, features, and news reporting services to newspapers and periodicals. Separate establishments of newspaper and periodical publishers which are engaged in gathering news are classified as auxiliaries.

Photofinishing laboratories (SIC 7384). Establishments primarily engaged in developing film and photographic prints and enlargements. Data for retail outlets (kiosks),

which are owned and operated by photofinishing laboratories for the pickup and delivery of film, are merged with data for the laboratory which owns them and are not treated as separate establishments. Establishments primarily engaged in processing motion picture and video film for the motion picture and television industries are classified in Industry 7819.

For large geographic areas, data are presented for the following subdivisions of this classification:

1. Photofinishing laboratories, except "one-hour" (mini) labs.
2. "One-hour" (mini) photofinishing.

Business services, n.e.c. (SIC 7389). Establishments primarily engaged in furnishing business services, not elsewhere classified, such as auctioneers' establishments (service only), business brokers, drafting service, independent lecture bureaus, inspection service, printing brokers, notaries public, and shop window decoration or trimming, on a commission or fee basis.

For large geographic areas, data are presented for the following subdivisions of this classification:

1. Sign painting shops. Establishments primarily engaged in making signs to individual order or in doing office door and window lettering. Establishments primarily engaged in making signs other than on a custom basis and neon sign manufacturers are classified in Manufacturing.
2. Interior designing. Establishments primarily engaged in advising clients on the selection of furniture, draperies, rugs, and other interior decorations on a commission or fee basis. Establishments providing interior designing service but primarily engaged in the sale of merchandise, are not included. Painting and papering contractors who frequently call themselves "interior decorators" are classified in Construction.
3. Telephone answering services. Establishments primarily engaged in transmitting telephone messages to their clients. Paging services are classified in Communications.
4. Water softening and conditioning services. Establishments primarily engaged in softening water by chemical treatment or other methods.
5. Packaging and labeling services. Establishments primarily engaged in packaging and labeling products, on a contract or fee basis, in packages or other containers normally intended for retail distribution. Companies primarily engaged in packing, crating, and otherwise preparing goods for shipping are classified in Transportation.
6. Trading stamp services. Establishments primarily engaged in selling trading stamps or merchandise coupons to merchants. The redemption stores of trading stamp companies are classified as auxiliary to this industry.

7. Convention and trade show services. Establishments primarily engaged in providing a variety of services to conventions and trade shows on a contract or fee basis, including decoration services, registration services, promotion, and other administrative functions.
8. Private mail centers. Establishments primarily engaged in providing mailbox rental and other postal and mailing (except advertising) services. In addition, establishments may provide typing, photocopying, and FAX services, and may sell office supplies.
9. Miscellaneous business services, n.e.c. Establishments primarily engaged in furnishing business services, not elsewhere classified.

Automotive Repair, Services, and Parking (SIC Major Group 75)

This group includes establishments primarily engaged in furnishing automotive repair, rental, leasing, parking, and other services. Similar facilities owned and operated by concerns for their own use and not available to the general public are treated as auxiliary establishments of those concerns and are not included here. Automotive repair shops operated by establishments engaged in the sale of new automobiles are classified in Retail Trade, as are those operated by gasoline service stations (where sales of merchandise (including fuel) exceed repair receipts). Automobile driving instruction is classified in Industry 8299.

Truck rental and leasing, without drivers (SIC 7513).

Establishments primarily engaged in short-term rental or extended-term leasing (with or without maintenance) of trucks, truck tractors, or semitrailers without drivers. Establishments primarily engaged in renting or leasing, except finance leasing, of industrial trucks are classified in Industry 7359; those renting or leasing trucks with drivers are classified in Transportation, Industry Group 421; and those renting or leasing heavy construction and earth moving equipment are classified in Industry 7353. Establishments primarily engaged in finance leasing are classified in Finance, Major Group 61.

For large geographic areas, data are presented for the following subdivisions of this classification:

1. Truck rental, without drivers.
2. Truck leasing, except finance leasing.

Passenger car rental (SIC 7514). Establishments primarily engaged in short-term rental of passenger cars without drivers. Data for separate automotive rental offices or concessions (e.g., airport locations) in the same metropolitan area, for which a common fleet of cars is maintained, are merged and not considered as separate establishments. Establishments primarily engaged in renting automobiles with drivers are classified in Transportation, Industry 4119.

Passenger car leasing (SIC 7515). Establishments primarily engaged in extended-term leasing of passenger cars without drivers. These establishments may or may not provide maintenance of vehicles as part of the lease contract. Establishments primarily engaged in renting automobiles with drivers are classified in Transportation, Industry 4119. Establishments primarily engaged in finance leasing are classified in Finance, Major Group 61.

Utility trailer and recreational vehicle rental (SIC 7519). Establishments primarily engaged in daily or extended-term rental of utility trailers and recreational vehicles. Establishments primarily engaged in renting motorcycles, bicycles, golf carts, gocarts, or recreational boats are classified in Industry 7999, and those engaged in renting airplanes are classified in Industry 7359. Establishments primarily engaged in the rental of mobile homes on site are classified in Real Estate, Industry 6515.

Automobile parking (SIC 7521). Establishments primarily engaged in the temporary parking of automobiles usually on an hourly, daily, or monthly contract or fee basis. Excluded are municipal parking lots and lots operated by establishments or institutions primarily engaged in other activities (e.g., department stores, hospitals, restaurants). Valet parking is classified in Industry 7299. Establishments primarily engaged in extended or dead storage of automobiles are classified in Transportation, Industry 4226.

For large geographic areas, data are presented for the following subdivisions of this classification:

1. Parking lots.
2. Parking structures.

Top, body, and upholstery repair shops and paint shops (SIC 7532). Establishments primarily engaged in the repair of automotive tops, bodies, and interiors, or automotive painting and refinishing. Also included in the industry are establishments primarily engaged in customizing automobiles, trucks, and vans, except on a factory basis. Those engaged in customizing automobiles, trucks, and vans on a factory basis are classified in Manufacturing, Industry Group 371.

For large geographic areas, data are presented for the following subdivisions of this classification:

1. Top and body repair shops.
2. Paint shops.

Automotive exhaust system repair shops (SIC 7533). Establishments primarily engaged in the installation, repair, or sale and installation of automotive exhaust systems. The sale of mufflers, tailpipes, and catalytic converters is considered to be incidental to the installation of these products.

Tire retreading and repair shops (SIC 7534). Establishments primarily engaged in repairing and retreading automotive tires. Establishments classified here may either retread customers' tires or retread tires for sale or exchange to the user or the trade.

Automotive glass replacement shops (SIC 7536). Establishments primarily engaged in the installation, repair, or sale and installation of automotive glass. The sale of the glass is considered incidental to the replacement.

Automotive transmission repair shops (SIC 7537). Establishments primarily engaged in the installation, repair, or sale and installation of automotive transmissions. The sale of transmissions and related parts is considered incidental to transmission installation or repair.

General automotive repair shops (SIC 7538). Establishments primarily engaged in general automotive repair, such as engine repair shops (except industrial truck engines), general repair and service garages, and diesel engine repair shops. Establishments primarily engaged in specialized repair of individual engine components, not elsewhere classified, are classified in Industry 7539. Establishments primarily engaged in repair of motorcycles are classified in Industry 7699.

For large geographic areas, data are presented for the following subdivisions of this classification:

1. General automotive repair shops, except diesel.
2. Diesel repair shops.

Automotive repair shops, n.e.c. (SIC 7539). Establishments primarily engaged in specialized automotive repair, not elsewhere classified, such as fuel service (carburetor repair), brake relining, front-end and wheel alignment, and radiator repair. Establishments primarily engaged in automotive welding are classified in Industry 7692.

For large geographic areas, data are presented for the following subdivisions of this classification:

1. Radiator repair.
2. Brake, front end, and wheel alignment.
3. Carburetor repair shops.
4. Automotive electrical repair shops.
5. Other automotive repair shops, n.e.c. Establishments primarily engaged in specialized automotive repairs, not elsewhere classified, such as frame repair, piston ring service and repair, speedometer repair, and heater and air-conditioning repair.

Carwashes (SIC 7542). Establishments primarily engaged in washing, waxing, and polishing motor vehicles or furnishing facilities for the self-service washing of motor vehicles.

Automotive services, except repair and carwashes (SIC 7549). Establishments primarily engaged in furnishing automotive services, except repair and carwashes, such as lubricating service, towing service, diagnostic service, undercoating service, and inspection service.

For large geographic areas, data are presented for the following subdivisions of this classification:

1. Lubrication shops.
2. Towing services.
3. Other automotive services, n.e.c.

Miscellaneous Repair Services (SIC Major Group 76)

This group includes establishments primarily engaged in miscellaneous repair services, not elsewhere classified. Repair departments of retail dealers or manufacturers are not included unless operated as separate establishments and reported as such. This group does not include some repair services of which the more important are: repair to structures (classified in Construction); garment and shoe repair (classified in Major Group 72); automotive repair services (classified in Major Group 75); electronic computer and computer peripheral equipment repair services (classified in Industry 7378); ship and boat repair (classified in Manufacturing); and railroad repair (classified in Manufacturing).

Radio and television repair shops (SIC 7622). Establishments primarily engaged in repairing radios, televisions, phonographs, stereo equipment, and tape recorders. Also included are establishments engaged in installing and repairing television, amateur, and citizens' band antennas, and those engaged in installing and servicing similar equipment in homes, offices, boats, automobiles, or other vehicles. Establishments primarily engaged in installation, repair, or maintenance of radio and television broadcast transmitting antennas and towers are classified in Construction. Repair departments of radio and television dealers are not included here unless operated and reported as separate establishments.

Refrigeration and air-conditioning service and repair shops (SIC 7623). Establishments primarily engaged in servicing and repairing household and commercial electrical refrigerators and air-conditioning and refrigeration equipment. Establishments primarily engaged in servicing and repairing gas refrigeration equipment are classified in Industry 7699, and those repairing automotive air-conditioning equipment are classified in Industry 7539. Establishments primarily engaged in installing refrigeration and air-conditioning systems are classified in Construction.

Electrical and electronic repair shops, n.e.c. (SIC 7629). Establishments primarily engaged in servicing and repairing electrical and electronic equipment, not elsewhere classified, such as electrical household appliances (washing machines, vacuum cleaners, irons, toasters, etc.) and electrical and electronic industrial equipment. Electrical contractors and electrical shops engaged primarily in house wiring are included in Construction, Industry 1731. The repair of electric motors is classified in Industry 7694. Repair of electronic computers and computer peripheral equipment is classified in Industry 7378.

Watch, clock, and jewelry repair (SIC 763). Establishments primarily engaged in the repair of watches, clocks, or jewelry. Establishments primarily engaged in assembling watches from purchased parts are classified in Manufacturing, Industry 3873.

Reupholstery and furniture repair (SIC 764). Establishments primarily engaged in furniture reupholstery and repair. Establishments primarily engaged in selling upholstery materials, making slipcovers and draperies to order, or in upholstering new frames to individual order are classified in Retail Trade, as are establishments making furniture and cabinets on a custom basis.

Welding repair (SIC 7692). Establishments primarily engaged in repair work by welding, including automotive welding. Welding in connection with the manufacture of a product is classified in Manufacturing. Welding contractors doing welding work at construction sites are classified in Construction, Industry 1799.

Armature rewinding shops (SIC 7694). Establishments primarily engaged in rewinding armatures and rebuilding or repairing electric motors. Establishments classified here may either repair customers' equipment or repair their own equipment for sale or exchange to users or to the trade. Establishments primarily engaged in the repair of electrical appliances are classified in Industry 7629.

Repair shops and related services, n.e.c. (SIC 7699). Establishments primarily engaged in specialized repair services, not elsewhere classified, such as farm machinery and equipment repair; lawnmower, saw, knife, and tool sharpening and repair; bicycle repair; lock and gun repair; musical instrument repair; and the repair of typewriters. Repair services which involve primarily electrical or electronic equipment or components are classified in Industry 7629; however, primarily mechanical repair of electrically powered equipment, such as electric sewing machine repair, is included here.

For large geographic areas, data are presented for the following subdivisions of this classification:

1. Farm machinery and equipment repair.
2. Lawnmower and other small gasoline engine repair. Establishments primarily engaged in saw, knife, and tool sharpening are also included here.
3. Sewer and septic tank cleaning services. Establishments primarily engaged in cleaning or repairing sewers and septic tanks. Establishments which install septic tanks are classified in Construction.
4. Other repair and related services, n.e.c. Establishments primarily engaged in specialized repair services, not elsewhere classified, such as aircraft flight instrument repair (except electrical), blacksmith shops, bicycle repair, boiler repair, photographic equipment repair,

dental instrument repair, furnace and chimney cleaning, gunsmith shops, key duplicating shops, motorcycle repair, musical instrument tuning and repair, taxidermists, typewriter repair, umbrella repair, and venetian blind repair.

Motion Pictures (SIC Major Group 78)

This group includes establishments producing and distributing motion pictures, exhibiting motion pictures in commercially operated theaters, and furnishing services to the motion picture industry. The term "motion pictures" includes similar productions for television or other media using film, tape, or other means.

Motion picture and video tape production (SIC 7812). Establishments primarily engaged in the production of theatrical and nontheatrical motion pictures and video tapes for exhibition or sale. Establishments engaged in both production and distribution of motion pictures are included here, as well as those engaged in the production of educational, industrial, and religious films. Establishments primarily engaged in motion picture and video tape reproduction are classified in Industry 7819.

For large geographic areas, data are presented for the following subdivisions of this classification:

1. Motion picture production, except for television.
2. Motion picture and tape production for television.

Services allied to motion picture production (SIC 7819). Establishments primarily engaged in performing auxiliary services to motion picture production, such as motion picture film processing, editing, and titling. Also included are casting bureaus, wardrobe and studio property rental, rental and repair of cameras and other motion picture equipment, stock footage film libraries, and television tape services (editing, transfers, etc.).

Motion picture and video tape distribution (SIC 7822). Establishments primarily engaged in the distribution (rental or sale) of theatrical and nontheatrical motion picture films or in the distribution of video tapes and disks, except to the general public. Establishments engaged in both distribution and production are classified in Industry 7812. Establishments primarily engaged in renting video tapes and disks to the general public are classified in Industry 7841, and those engaged in the sale of video tape and disks to individuals for personal or household use are classified in Retail Trade, Industry 5735.

For large geographic areas, data are presented for the following subdivisions of this classification:

1. Motion picture film exchanges.
2. Film and tape distribution for television.
3. Video tape wholesalers.

Services allied to motion picture distribution (SIC 7829). Establishments primarily engaged in performing auxiliary services to motion picture distribution, such as film delivery service, film purchasing and booking agencies, and film libraries.

Motion picture theaters, except drive-in (SIC 7832). Commercially operated theaters primarily engaged in the indoor exhibition of motion pictures.

Drive-in motion picture theaters (SIC 7833). Commercially operated theaters, commonly known as drive-in theaters, primarily engaged in the outdoor exhibition of motion pictures.

Video tape rental (SIC 7841). Establishments primarily engaged in renting recorded video tapes and disks to the general public for personal or household use. Establishments primarily engaged in renting video recorders and players are classified in Industry 7359. Establishments primarily engaged in selling recorded video tapes and disks to the general public are classified in Retail Trade, Industry 5735, and those engaged in the wholesale distribution of recorded video tapes and disks are classified in Industry 7822.

Amusement and Recreation Services, Except Motion Pictures (SIC Major Group 79)

This group includes establishments primarily engaged in providing amusement, recreation, or entertainment services, not elsewhere classified. Gambling businesses, where legal, are also included in this Major Group; however, combined gambling and lodging facilities with 25 guestrooms or more are classified in Industry 7011. Establishments primarily engaged in operating museums, art galleries, arboreta, and botanical and zoological gardens are classified in Major Group 84.

Dance studios, schools, and halls (SIC 791). Establishments primarily engaged in operating public dance halls or ballrooms, dance studios, and dance schools. Establishments primarily engaged in renting facilities used as dance halls or ballrooms are classified in Real Estate, Industry 6512.

Theatrical producers (except motion picture) and miscellaneous theatrical services (SIC 7922). Establishments primarily engaged in providing live theatrical presentations, such as road companies and summer theaters. This industry also includes services allied with theatrical presentations, such as casting agencies; booking agencies for plays, artists, and concerts; scenery, lighting, and other equipment services; and theatrical ticket agencies. Also included in this industry are producers of live and taped radio programs and commercials and producers of live television programs.

For large geographic areas, data are presented for the following subdivisions of this classification:

1. Producers of live theatrical productions. Stock or repertory companies, whether or not operating their own theaters, are included here. Establishments primarily engaged in producing shows for dinner theaters but not operating the food service are also included here. Dinner theaters operating food service are classified in Retail Trade, Industry 5812.
2. Producers of radio and television shows, except tape producers. Establishments primarily engaged in producing shows for live presentation on radio and television. Producers of motion picture and television tape are classified in Industry 7812 and producers of radio tape in the subgroup Other theatrical services.
3. Artists' and entertainers' managers or agents, concert bureaus, and booking agents.
4. Other theatrical services. Establishments engaged in theatrical services, not elsewhere classified, such as ticket agencies; theatrical, television, and radio employment agencies; theatrical equipment rental and design; and lighting. Radio show tape producers are included here.

Bands, orchestras, actors, and other entertainers and entertainment groups (SIC 7929). Establishments primarily engaged in providing entertainment other than live theatrical presentations. These establishments include bands, orchestras, and entertainers.

For large geographic areas, data are presented for the following subdivisions of this classification:

1. Dance groups and artists.
2. Symphony orchestras, opera companies, and chamber music organizations.
3. Other music groups and artists. Dance and stage bands, orchestras (except symphony or chamber), combos, quintets, soloists, and similar musical organizations, groups, and artists.
4. Other entertainers and entertainment groups. Entertainers other than dance bands, symphony orchestras, dance groups, or similar musical and dance organizations.

Bowling centers (SIC 7933). Establishments primarily engaged in providing facilities for bowling.

Professional sports clubs and promoters (SIC 7941). Operators and promoters of professional and semiprofessional athletic clubs, promoters of athletic events, and managers of individual professional athletes. Receipts from radio or television broadcasts, from sales of players, from concession operators, and from noncustomer sources are not included in the total receipts for the activities

classified here. Establishments primarily engaged in renting stadiums and athletic fields to sports promoters and clubs are classified in Real Estate, Industry Group 651.

For large geographic areas, data are presented for the following subdivisions of this classification:

1. Baseball clubs.
2. Football clubs.
3. Other professional sports clubs.
4. Managers and promoters.

Racing, including track operation (SIC 7948). Promoters and participants in racing activities, including racetrack operators, operators of racing stables, jockeys, racehorse trainers, and race car owners and operators. Establishments which own racetracks but do not engage in promotion of racing events, are classified in Real Estate, Industry Group 651. Stables and kennels primarily engaged in breeding or boarding horses and dogs are classified in Agriculture, Industry 0752.

For large geographic areas, data are presented for the following subdivisions of this classification:

1. Auto racetrack operation.
2. Horse racetrack operation.
3. Dog racetrack operation.
4. Racing stables and racing, n.e.c.

Physical fitness facilities (SIC 7991). Establishments primarily engaged in operating reducing and other health clubs, spas, and similar facilities featuring exercise and other active physical fitness conditioning, whether or not on a membership basis. Establishments providing aerobic dance and exercise classes are also included here. Sports and recreation clubs are classified in Industry 7997 if operated on a membership basis, and in Industry 7992 or 7999 if open to the general public. Health resorts and spas providing lodging are classified in Major Group 70. Establishments that promote physical fitness through diet control are classified in Industry 7299.

For large geographic areas, data are presented for the following subdivisions of this classification:

1. Physical fitness centers, except gymnasiums and athletic clubs.
2. Gymnasiums and athletic clubs.

Public golf courses (SIC 7992). Privately operated establishments primarily engaged in the operation of golf courses open to the general public on a fee basis. Municipally owned and operated golf courses are not included. Membership golf and country clubs are classified in Industry 7997. Miniature golf courses and golf driving ranges are classified in Industry 7999.

Coin-operated amusement devices (SIC 7993). Establishments primarily engaged in operating coin-operated amusement devices either in their own or in other places of business. Such amusement devices include juke boxes, pinball machines, mechanical games, video games, slot machines (where legal), and similar types of amusement equipment. The amusement devices may also be operated by bills. Amusement arcades and parlors are also included. Establishments primarily engaged in rental of such devices are classified in Industry 7359.

Amusement parks (SIC 7996). Establishments known as amusement parks, theme parks, kiddie parks, etc., which group together a number of attractions, such as mechanical rides, amusement devices, refreshment stands, and picnic grounds. Individual ride operators or concessionaires operating within the park are classified in Industry 7999, as are carnivals operating without a fixed exhibition site. Owners of the park grounds (who do not operate the amusement parks) are classified in Real Estate, Industry Group 651.

Membership sports and recreation clubs (SIC 7997). Sports and recreation clubs which maintain facilities for use only by members and their guests, such as country, golf, tennis, yacht, and swimming clubs. Such establishments are classified here regardless of the proportion of receipts derived from food or liquor sales. Membership organizations engaged in civic, social, or fraternal activities are classified in Industry 864. Physical fitness facilities are classified in Industry 7991.

Amusement and recreation services, n.e.c. (SIC 7999). Establishments primarily engaged in the operation of sports, amusement, and recreation services, not elsewhere classified, such as bathing beaches, swimming pools, and riding academies and schools. Membership sports and recreation clubs not open to the general public are classified in Industry 7997.

For large geographic areas, data are presented for the following subdivisions of this classification:

1. Concession operators of amusement devices and rides. Concession operators of mechanical rides or of amusement devices in amusement parks, carnivals, circuses, or fairs; or operators of independently operated rides or devices of this type.
2. Carnivals and circuses. Establishments operating a group of amusement, service, and/or retail units, generally known as carnivals, which do not have any fixed exhibition site; or companies engaged in the operation of circuses having acrobatic and animal shows and individual circus acts. Side shows are included here. Individual performers in circuses are classified in Other entertainers and entertainment groups, a subgroup of Industry 7929.
3. Fairs. Establishments primarily engaged in arranging and operating the exhibitions and related activities

usually associated with county, State, or similar fairs. Carnivals and side shows which are part of the fairs but which are independently owned and operated are included in the subgroup Carnivals and circuses. Other independently owned and operated amusement device and ride concessions are included in the subgroup Concession operators of amusement devices and rides.

4. Roller skating rinks.
5. Ice skating rinks.
6. Other amusement and recreation services, n.e.c. Establishments primarily engaged in the commercial operation of sports, amusement, and recreation services, not elsewhere classified. Included are establishments engaged in instruction of sports or recreational activities, such as baseball, bridge, golf, judo, karate, skiing, swimming, and tennis. Also included are establishments renting articles for amusement and recreation, such as beach chairs and accessories, bicycles, golf carts, small boats and canoes, and saddle horses.

Other establishments in this classification include commercially operated bathing beaches, gambling establishments (where legal), golf driving ranges, miniature golf courses, riding academies and stables, shooting galleries, slot-car tracks, ski lifts, day camps, and establishments engaged in the commercial operation of swimming pools open to the general public for a fee. Municipally operated golf courses and swimming pools are excluded from this census. Privately owned tourist attractions, such as natural wonders or manmade exhibits, are included here. Museums, art galleries, and botanical and zoological gardens are included in Major Group 84.

Health Services (SIC Major Group 80)

This group includes establishments primarily engaged in furnishing medical, surgical, and other health services to persons. Associations or groups, such as Health Maintenance Organizations (HMO's), primarily engaged in providing medical or other health services to members are included but those which only provide insurance covering hospitalization or medical costs are classified in Insurance, Major Group 63. Hospices providing medical services are also included in this Major Group and are classified according to the primary service provided. Health care facilities were primarily coded based on self-designation. Where multiple levels of care were indicated but were not apparently separate operations, the facility was generally classified based on the highest level of care provided. Veterinarians are classified in Agriculture, Industry Group 074.

Offices and clinics of doctors of medicine (SIC 801). Establishments of licensed practitioners having the degree of M.D. and engaged in the practice of general or specialized medicine and surgery. General medical clinics (staffed by licensed practitioners having M.D. degree) are also classified here.

Associations of physicians formed solely for sharing expenses (including payroll) are also included here. Receipts are not applicable for these associations since their operations are funded by reimbursements from member firms, and these funds are not considered operating receipts for medical services provided. However, their payroll and employment data are included in statistics presented for this category.

For large geographic areas, data are presented for the following subdivisions of this classification:

1. Offices of doctors of medicine. Includes offices as well as group clinics owned and operated by physicians for the purpose of carrying on their profession.
2. General medical clinics. Includes clinics not owned and operated by physicians associated for the purpose of carrying on their profession.

Offices and clinics of dentists (SIC 802). Establishments of licensed practitioners having the degree of D.D.S. (or D.D. Sc.) or D.M.D. and engaged in the practice of general or specialized dentistry, including dental surgery. Dental clinics are also classified here.

For large geographic areas, data are presented for the following subdivisions of this classification:

1. Offices of dentists. Includes offices as well as group clinics owned and operated by dentists associated for the purpose of carrying on their profession.
2. Dental clinics. Includes clinics not owned and operated by dentists associated for the purpose of carrying on their profession.

Offices and clinics of doctors of osteopathy (SIC 803). Establishments of licensed practitioners having the degree of D.O. and engaged in the practice of general or specialized osteopathic medicine and surgery.

For large geographic areas, data are presented for the following subdivisions of this classification:

1. Offices of osteopathic physicians.
2. Osteopathic clinics.

Offices and clinics of chiropractors (SIC 8041). Establishments of licensed practitioners having the degree of D.C. and engaged in the practice of chiropractic medicine.

Offices and clinics of optometrists (SIC 8042). Establishments of licensed practitioners having the degree of O.D. and engaged in the practice of optometry. Establishments where receipts are primarily from the sale of optical goods prescribed as a result of eye examinations performed at another establishment are classified in Retail Trade, Industry 5999.

Offices and clinics of podiatrists (SIC 8043). Establishments of licensed practitioners having the degree of D.P. and engaged in the practice of podiatry.

Offices and clinics of health practitioners, n.e.c. (SIC 8049). Establishments of health practitioners engaged in practice in health fields, not elsewhere classified, such as acupuncturists, midwives, nutritionists, physical and occupational therapists, and psychologists.

Skilled nursing care facilities (SIC 8051). Establishments primarily engaged in providing inpatient nursing and rehabilitative services to patients who require continuous health care but not hospital services. Care must be ordered by and under the direction of a physician. The staff must include a licensed nurse on duty continuously with a minimum of one full-time registered nurse on duty during each day shift. Included are establishments certified to deliver skilled nursing care under the Medicare and Medicaid programs.

Intermediate care facilities (SIC 8052). Establishments primarily engaged in providing inpatient nursing and rehabilitative services but not on a continuous basis. Staffing must include 24-hour per day personnel with a licensed nurse on duty full-time during each day shift. At least once a week, consultation with a registered nurse on the delivery of care is required. Included are facilities certified to deliver intermediate care under the Medicaid program.

Nursing and personal care facilities, n.e.c. (SIC 8059). Establishments primarily engaged in providing some nursing and/or health-related care to patients who do not require the degree of care and treatment that a skilled or intermediate care facility is designed to provide. Included are rest homes, convalescent homes, and other institutions where health care is a major element. Residential facilities, such as homes for the retarded and the elderly which provide personal care but where health care is incidental, are classified in Industry 8361.

General medical and surgical hospitals (SIC 8062). Establishments primarily engaged in providing general medical and surgical services and other hospital services. Specialty hospitals are classified in Industries 8063 and 8069.

Psychiatric hospitals (SIC 8063). Establishments primarily engaged in providing diagnostic medical services and inpatient treatment for the mentally ill. Establishments known as hospitals and primarily engaged in providing health care for the mentally retarded are classified in Industry 8051.

Specialty hospitals, except psychiatric (SIC 8069). Establishments primarily engaged in providing diagnostic services, treatment, and other hospital services for specialized categories of patients, except for the mentally ill.

Medical laboratories (SIC 8071). Establishments primarily engaged in providing professional analytic or diagnostic services to the medical profession or to the patient as

prescribed by a physician. Laboratories engaged in the manufacture of medical or pharmaceutical products are classified in Manufacturing. Laboratories engaged in commercial medical research are classified in Industry 8731, and those engaged in noncommercial medical research are classified in Industry 8733.

Dental laboratories (SIC 8072). Establishments primarily engaged in making dentures, artificial teeth, and orthodontic appliances to order for the dental profession. The manufacture of teeth other than to order is classified in Manufacturing. Establishments providing dental X-ray laboratory services are classified in Industry 8071.

Home health care services (SIC 8082). Establishments primarily engaged in providing skilled nursing or medical care in the home under supervision of a medical doctor. Establishments of registered or practical nurses engaged in the independent practice of their profession are classified in Industry 8049, and nurses' registries are classified in Industry 7361. Establishments primarily engaged in selling health care products for personal or household consumption are classified in Retail Trade, and those engaged in renting or leasing products for health care are classified in Industry 7352.

Kidney dialysis centers (SIC 8092). Establishments primarily engaged in providing kidney or renal dialysis services.

Specialty outpatient facilities, n.e.c. (SIC 8093). Establishments primarily engaged in outpatient care of a specialized nature, such as alcohol and drug treatment, birth control/family planning, etc., with permanent facilities and with medical staff to provide diagnosis, treatment, or both for patients who are ambulatory but do not require inpatient care.

Health and allied services, n.e.c. (SIC 8099). Establishments primarily engaged in providing health and allied services, n.e.c., such as blood banks, blood donor stations, childbirth preparation classes, medical photography and art, and oxygen tent services. Establishments of registered or practical nurses in independent practice are classified in Industry 8049. Ambulance services are classified in Transportation, Industry 4119.

Legal Services (SIC Major Group 81)

This group includes establishments which are headed by members of the bar and are engaged in offering legal advice or legal services. Nonprofit legal services (including legal aid societies) are classified here. Associations of lawyers formed solely for the sharing of expenses (including payroll) and not for the purpose of jointly practicing their profession are also included. Receipts are not applicable for these associations since their operations are funded by reimbursements from member firms, and these

funds are not considered operating receipts for legal services provided. However, their payroll and employment data are included in statistics presented for this category.

Selected Educational Services (SIC's 823, 824, 829)

This group includes libraries as well as establishments furnishing formal courses through correspondence, commercial, and trade schools. Elementary and secondary schools (Industry 8211); colleges, universities, and professional schools (Industry 8221); and junior colleges and technical institutes (Industry 8222) are out of scope of the census.

Libraries (SIC 823). Establishments primarily engaged in providing library services, including the circulation of books and other materials for reading, study, and reference.

Data processing schools (SIC 8243). Establishments primarily engaged in offering training in data processing (including data keying), computer programming, and in computer and peripheral equipment operation, maintenance, and repair.

Business and secretarial schools (SIC 8244). Establishments primarily engaged in offering courses in business machine operation, office procedures, and secretarial and stenographic skills.

Vocational schools, n.e.c. (SIC 8249). Establishments primarily engaged in offering specialized vocational courses, not elsewhere classified but not academic training. This industry includes apprentice training, aviation schools, commercial art schools, and practical nursing schools. Schools for the instruction of beauticians are classified in Industry 7231, and barber schools are classified in Industry 7241. Establishments primarily engaged in offering educational courses by mail are included here.

Schools and educational services, n.e.c. (SIC 829). Establishments primarily engaged in offering specialized educational courses and services, not elsewhere classified, such as music schools, drama schools, language schools, student exchange programs, and civil service and other short-term examination preparatory schools. Vocational counseling (excluding rehabilitation) is also included here. Educational testing is included in Industry 8748. Establishments primarily engaged in operating dance schools are classified in Industry 7911; those providing rehabilitation counseling are classified in Industry 8331; and those providing sports instruction in Industry 7999.

Social Services (SIC Major Group 83)

This group includes establishments providing social services and rehabilitation services to those persons with social or personal problems requiring special services and to the physically challenged and the disadvantaged. Also

included are organizations soliciting funds to be used directly for these and related services, as well as community development and planning agencies. Government offices involved with the delivery of such services are out of scope of the census.

Individual and family social services (SIC 832). Establishments primarily engaged in providing one or more of a variety of individual and family social, counseling, welfare, or referral services, including refugee, disaster, and temporary relief services.

Job training and vocational rehabilitation services (SIC 833). Establishments primarily engaged in providing training, work experience, and vocational rehabilitation services for the unemployed, the underemployed, the physically challenged, and to persons who have a job market disadvantage because of lack of education or experience, skill obsolescence, or personal characteristics or problems. Included are upgrading and job development services, skill training, world-of-work orientation, and vocational rehabilitation counseling. Union apprentice training schools are classified in Industry 8249.

Child day care services (SIC 835). Establishments primarily engaged in care of infants or children, or in providing prekindergarten education, where medical care or delinquency correction is not a major element. These establishments may or may not have substantial educational programs and may care for older children when they are not in school. Establishments providing babysitting services are classified in Industry 7299. Head start centers operating in conjunction with elementary schools are classified in Industry 8211.

Residential care (SIC 836). Establishments primarily engaged in the provision of residential social and personal care for children, the elderly, and special categories of persons with some limits on ability for self-care but where medical care is not a major element. Included here are group foster homes; halfway group homes; homes for the retarded, the elderly, the deaf, and the blind; juvenile correctional homes; rehabilitation (residential) centers; and children's boarding homes. Boarding schools providing elementary and secondary education are classified in Industry 8211.

Social services, n.e.c. (SIC 839). Establishments primarily engaged in providing social services, not elsewhere classified, including community improvement, social change, and neighborhood development. Also included are organizations primarily engaged in soliciting contributions on their own account and administering appropriations and allocating funds among other agencies engaged in social welfare services; establishments primarily engaged in the prevention of criminal or antisocial behavior; and regional social service planning agencies. Establishments which raise funds on a contract basis are classified in Industry 7389. Civic, social, fraternal, and political organizations are included

in Major Group 86. Industrial development consulting and planning is classified in Industry 8748. Philanthropic trusts and foundations which are not actually engaged in providing social welfare services are classified in Finance, Industry 6732.

Museums, Art Galleries, and Botanical and Zoological Gardens (SIC Major Group 84)

This major group includes commercial and noncommercial museums, art galleries, arboreta, and botanical and zoological gardens.

Museums and art galleries (SIC 8412). Establishments primarily engaged in the commercial or noncommercial operation of museums and art galleries. Historical, cultural, and educational societies whose functions are primarily providing attractions for the public are included here. Art galleries or art dealers primarily selling to the general public are classified in Retail Trade, Industry 5999.

Arboreta and botanical or zoological gardens (SIC 8422). Establishments primarily engaged in the commercial or noncommercial operation of arboreta and botanical and zoological gardens.

Selected Membership Organizations (SIC's 861, 862, 864, 869)

This group includes organizations operating on a membership basis for the promotion of the interests of their members. Also included are organizations which are not operated on a membership basis but which promote the interests of a constituency or group of supporters. This group does not include business establishments operated by membership organizations, such as hotels open to the general public, golf and country clubs, fraternity and sorority houses, and credit unions. Such establishments are classified according to their primary activity.

Establishments of religious organizations operated for worship or for promotion of religious activities, such as churches, convents, and religious schools and missions, are classified in Industry 8661 and are out of scope of the census. Also excluded are Labor unions and similar labor organizations (Industry 8631) and Political organizations (Industry 8651).

Business associations (SIC 861). Membership organizations engaged in promoting business interests of their members, such as better business bureaus, boards of trade, chambers of commerce, industrial standards committees, merchants' associations, real estate boards, and trade associations. Membership organizations formed to carry out a specific business function, such as common marketing of crops or joint advertising, are classified according to the function performed.

Professional membership organizations (SIC 862). Membership organizations of professional persons formed for the advancement of the interests of their profession, such as bar associations, engineering associations, and scientific membership organizations.

Civic, social, and fraternal associations (SIC 864).

Membership organizations engaged in civic, social, or fraternal activities, such as alumni associations, citizens' associations, fraternities, scout organizations, singing societies, university clubs, veterans' organizations, youth associations, and consumer education and public advocacy groups (except organizations primarily engaged in research). Bars and restaurants owned and operated by organizations for use by members and guests only are also classified here. Hotels and lodging houses operated by organizations for use by members and their guests only, including fraternity and sorority houses, are classified in Industry 7041. Membership sports and recreation clubs are classified in Industry 7997. Homeowner, tenant, and condominium associations primarily engaged in managing real estate are classified in Real Estate, Industry 6531.

Membership organizations, n.e.c. (SIC 869). Membership organizations, not elsewhere classified, such as athletic regulatory associations, automobile owners' associations, farm bureaus, historical clubs, and humane societies.

Engineering, Accounting, Research, Management, and Related Services (SIC Major Group 87)

This group includes establishments primarily engaged in providing engineering, architectural, and surveying services; accounting, auditing, and bookkeeping services; research, development, and testing services; and management and public relations services.

Engineering services (SIC 8711). Establishments primarily engaged in providing professional engineering services. Establishments primarily providing and supervising their own engineering staff on temporary contract to other firms are included here. Establishments providing engineering but not supervisory, personnel are classified in Industry 7363. Photogrammetric engineering services are classified in Industry 8713.

Architectural services (SIC 8712). Establishments primarily engaged in providing professional architectural services. Landscape architectural services are classified in Agriculture, Industry 0781. Establishments primarily engaged in providing graphic arts and related design services are classified in Industry 7336, and those providing drafting services are classified in Industry 7389.

Surveying services (SIC 8713). Establishments primarily engaged in providing professional land, water, and aerial surveying services.

Accounting, auditing, and bookkeeping services (SIC 8721). Establishments primarily engaged in furnishing accounting, bookkeeping, and related auditing services. These establishments may use data processing and tabulating techniques as part of providing their services. However,

establishments primarily engaged in providing data processing and tabulating services are classified in Industry 7374. Establishments providing income tax return preparation services, without also furnishing accounting, auditing, or bookkeeping services, are classified in Industry 7291.

Commercial physical and biological research (SIC 8731).

Establishments primarily engaged in physical and biological research and development on a contract or fee basis. Noncommercial research establishments (funded by endowments, grants, or contributions) are classified in Industry 8733. Separate establishments of aircraft, guided missile, or spacecraft manufacturers primarily engaged in research and development on these products are classified in Manufacturing, Major Group 37.

For large geographic areas, data are presented for the following subdivisions of this classification:

1. Commercial physical research.
2. Commercial medical and biological research.

Commercial economic, sociological, and educational research (SIC 8732).

Establishments primarily engaged in performing business, marketing, opinion, and other economic, sociological, and educational research on a contract or fee basis. Noncommercial research establishments (funded by endowments, grants, or contributions) are classified in Industry 8733.

Noncommercial research organizations (SIC 8733). Establishments primarily engaged in performing research into and dissemination of information for public health, education, or general welfare. These establishments primarily operate on funds from endowments, contributions, and grants. Establishments which fund such research, although the actual research may be contracted out to other establishments, are also classified here.

Testing laboratories (SIC 8734). Establishments primarily engaged in providing testing services. Establishments performing clinical laboratory testing for the medical profession are classified in Industry 8071.

Management services (SIC 8741). Establishments primarily engaged in furnishing general or specialized management services on a day to day basis and on a contract or fee basis. Establishments classified here do not provide operating staff. Management and operation of a business, where operating staff as well as management is provided, is classified according to the activity of the establishment managed. Construction management services are classified here.

Management consulting services (SIC 8742). Establishments primarily engaged in furnishing operating counsel and assistance to managements of private, nonprofit, and public organizations. These establishments generally perform a variety of activities, such as strategic and organizational planning; financial planning and budgeting; marketing objectives and policies planning; information systems

planning, evaluation, and selection; human resources policies and practices planning; and production scheduling and control planning.

Public relations services (SIC 8743). Establishments primarily engaged in the preparation of materials, written or spoken, which are designed to promote the interests of their clients by attempting to influence the general public or other groups.

Facilities support management services (SIC 8744).

Establishments primarily engaged in furnishing personnel to perform a range of services in support of the operations of other establishments, or those engaged in providing a number of different continuing services, on a contract or fee basis, within other establishments. Establishments which provide management and staff to operate a business are classified according to the type of activity of the business. Establishments primarily providing one specialized service are classified in the specialized industry. Establishments primarily supplying temporary or continuing help (except agricultural) are classified in Industry 7363. Establishments which provide management services only (except agricultural) are classified in Industry 8741. Computer facilities management is classified in Industry 7376.

Business consulting services, n.e.c. (SIC 8748). Establishments primarily engaged in furnishing business consulting services, not elsewhere classified, on a contract or fee basis. Included are agricultural, economic, educational, and systems engineering consultants as well as city planners and testing services (educational or personnel).

Services, Not Elsewhere Classified (SIC Major Group 89)

Establishments primarily providing services, not elsewhere classified, such as artists (excluding commercial and medical artists), authors, scientific consultants (working on their own account), inventors, lecturers, music arrangers, newspaper columnists, radio commentators, song writers, weather forecasters, and writers.

There is evidence that among small employer establishments (for which kind-of-business information is obtained from administrative records), many service establishments are classified incorrectly in this industry because there is insufficient information to determine the correct kind-of-business classification. Therefore, the published data probably overstate the number of establishments and level of activity for this category.

For large geographic areas, data are presented for the following subdivisions of this classification:

1. Scientific and related consulting services, except environmental.
2. Environmental consulting.
3. Authors, composers, and other arts-related services.
4. Other services, n.e.c.

Appendix B. **Sample Report Form and Instructions**

The sample report form and instructions are shown on the following pages.



Appendix C.

Kind-of-Business Titles and Reporting-Form Numbers

[Listed below are service industries kind-of-business titles and their corresponding reporting-form numbers. Requests for copies of any of these forms, including the inquiries used to classify establishments by kind of business, should be directed to the Services Division, Bureau of the Census, Washington, DC 20233]

SIC code	Title	Reporting form CB-	SIC code	Title	Reporting form CB-
70	HOTELS, ROOMING HOUSES, CAMPS, AND OTHER LODGING PLACES		73	BUSINESS SERVICES—Con.	
7011 pt.	Hotels, 25 guestrooms or more	7001	7377	Computer rental and leasing	7307
7011 pt.	Hotels, less than 25 guestrooms	7001	7378	Computer maintenance and repair	7307
7011 pt.	Motels, tourist courts	7001	7379 pt.	Computer consultants	7307
7011 pt.	Motor hotels	7001	7379 pt.	Miscellaneous computer services, n.e.c.	7307
702	Rooming and boarding houses	7002	7381 pt.	Detective agencies and guard services	7308
7032	Sporting and recreational camps	7002	7381 pt.	Armored car services	7308
7033	Recreational vehicle parks and campsites	7002	7382	Security systems services	7308
704	Organization hotels and lodging houses, on membership basis.	7002	7383	News syndicates	7308
			7384 pt.	Photofinishing laboratories, except "one-hour" (mini) labs	7303
			7384 pt.	"One-hour" (mini) photofinishing	7303
72	PERSONAL SERVICES		7389 pt.	Sign painting shops	7308
7211	Power laundries, family and commercial	7201	7389 pt.	Interior designing	7308
7212	Garment pressing, and agents for laundries and drycleaners	7201	7389 pt.	Telephone answering services	7308
7213	Linen supply	7201	7389 pt.	Water softening and conditioning services	7308
7215 pt.	Coin-operated laundries and drycleaning stores	7201	7389 pt.	Packaging and labeling services	7308
7215 pt.	Coin-operated laundry routes	7201	7389 pt.	Trading stamp services	7308
7216	Drycleaning plants, except rug cleaning	7201	7389 pt.	Convention and trade show services	7308
7217	Carpet and upholstery cleaning	7201	7389 pt.	Private mail centers	7308
7218	Industrial launderers	7201	7389 pt.	Miscellaneous business services, n.e.c.	7308
7219	Laundry and garment services, n.e.c.	7201			
722	Photographic studios, portrait	7303	75	AUTOMOTIVE REPAIR, SERVICES, AND PARKING	
723	Beauty shops	7202	7513 pt.	Truck rental, without drivers	7501
724	Barber shops	7202	7513 pt.	Truck leasing, except finance leasing	7501
725	Shoe repair shops and shoeshine parlors	7202	7514	Passenger car rental	7501
726	Funeral service and crematories	7202	7515	Passenger car leasing	7501
7291	Tax return preparation services	7202	7519	Utility trailer and recreational vehicle rental	7501
7299 pt.	Massage parlors, tanning salons, and saunas	7202	7521 pt.	Parking lots	7502
7299 pt.	Diet and weight reducing services	7202	7521 pt.	Parking structures	7502
7299 pt.	Formal wear rental	7202	7532 pt.	Top and body repair shops	7503
7299 pt.	Other personal services, n.e.c.	7202	7532 pt.	Paint shops	7503
73	BUSINESS SERVICES		7533	Automotive exhaust system repair shops	7503
7311	Advertising agencies	7301	7534	Tire retreading and repair shops	7503
7312	Outdoor advertising services	7301	7536	Automotive glass replacement shops	7503
7313 pt.	Radio and television advertising representatives	7301	7537	Automotive transmission repair shops	7503
7313 pt.	Publishers' advertising representatives	7301	7538 pt.	General automotive repair shops, except diesel	7503
7319	Advertising, n.e.c.	7301	7538 pt.	Diesel repair shops	7503
7322	Adjustment and collection services	7302	7539 pt.	Radiator repair	7503
7323	Credit reporting services	7302	7539 pt.	Brake, front end, and wheel alignment	7503
7331 pt.	Mailing list compilers, brokers, and managers	7303	7539 pt.	Carburetor repair shops	7503
7331 pt.	Direct mail advertising services, except mailing list services	7303	7539 pt.	Automotive electrical repair shops	7503
7334 pt.	Blueprinting and photocopying services	7303	7539 pt.	Other automotive repair shops, n.e.c.	7503
7334 pt.	Duplicating services, except printing and photocopying	7303	7542	Carwashes	7503
7335	Commercial photography	7303	7549 pt.	Lubrication shops	7503
7336 pt.	Commercial art	7303	7549 pt.	Towing services	7503
7336 pt.	Graphic arts and related design	7303	7549 pt.	Other automotive services, n.e.c.	7503
7338	Secretarial and court reporting services	7303	76	MISCELLANEOUS REPAIR SERVICES	
7342	Disinfecting and pest control services	7304	7622	Radio and television repair shops	7600
7349	Building cleaning and maintenance services, n.e.c.	7304	7623	Refrigeration and air-conditioning service and repair shops	7600
7352	Medical equipment rental and leasing	7305	7629	Electrical and electronic repair shops, n.e.c.	7600
7353 pt.	Rental and leasing of heavy construction equipment without operators	7305	763	Watch, clock, and jewelry repair	7600
7353 pt.	Rental and leasing of heavy construction equipment with operators	7305	764	Reupholstery and furniture repair	7600
7359 pt.	Equipment rental, except rent-to-own	7305	7692	Welding repair	7600
7359 pt.	Equipment leasing, except finance leasing	7305	7694	Armature rewinding shops	7600
7359 pt.	Rent-to-own	7305	7699 pt.	Farm machinery and equipment repair	7600
7361	Employment agencies	7306	7699 pt.	Lawnmower and other small gasoline engine repair	7600
7363 pt.	Temporary help supply	7306	7699 pt.	Sewer and septic tank cleaning services	7600
7363 pt.	Employee leasing	7306	7699 pt.	Other repair and related services, n.e.c.	7600
7363 pt.	Other help supply services	7306	78	MOTION PICTURES	
7371	Computer programming services	7307	7812 pt.	Motion picture production, except for television	7801
7372	Prepackaged software	7307	7812 pt.	Motion picture and tape production for television	7801
7373	Computer integrated systems	7307	7819	Services allied to motion picture production	7801
7374	Computer processing and data preparation and processing services	7307	7822 pt.	Motion picture film exchanges	7801
7375	Information retrieval services	7307	7822 pt.	Film and tape distribution for television	7801
7376	Computer facilities management services	7307	7822 pt.	Video tape wholesalers	7801
			7829	Services allied to motion picture distribution	7801
			7832	Motion picture theaters, except drive-in	7802
			7833	Drive-in motion picture theaters	7802
			7841	Video tape rental	7803

SIC code	Title	Reporting form CB-	SIC code	Title	Reporting form CB-
79	AMUSEMENT AND RECREATION SERVICES, EXCEPT MOTION PICTURES AND MUSEUMS		81	LEGAL SERVICES	
791	Dance studios, schools, and halls	7903	81 pt.	Offices of lawyers	8100
7922 pt.	Producers of live theatrical productions	7901	81 pt.	Legal aid societies and similar legal services	8100
7922 pt.	Producers of radio and television shows, except tape producers	7901	823, 4, 9	SELECTED EDUCATIONAL SERVICES	
7922 pt.	Artists' and entertainers' managers or agents, concert bureaus, and booking agents	7901		Libraries	8200
7922 pt.	Other theatrical services	7901		Data processing schools	8200
7929 pt.	Dance groups and artists	7901		Business and secretarial schools	8200
7929 pt.	Symphony orchestras, opera companies, and chamber music organizations	7901		Vocational schools, n.e.c.	8200
7929 pt.	Other music groups and artists	7901		Schools and educational services, n.e.c.	8200
7929 pt.	Other entertainers and entertainment groups	7901			
7933	Bowling centers	7902	83	SOCIAL SERVICES	
7941 pt.	Baseball clubs	7902		Individual and family social services	8300
7941 pt.	Football clubs	7902		Job training and vocational rehabilitation services	8300
7941 pt.	Other professional sports clubs	7902		Child day care services	8300
7941 pt.	Managers and promoters	7902		Residential care	8300
7948 pt.	Auto racetrack operation	7902		Social services, n.e.c.	8300
7948 pt.	Horse racetrack operation	7902	84	MUSEUMS, ART GALLERIES, AND BOTANICAL AND ZOOLOGICAL GARDENS	
7948 pt.	Dog racetrack operation	7902		Museums and art galleries	8400
7948 pt.	Racing stables and racing, n.e.c.	7902		Arboreta and botanical or zoological gardens	8400
7991 pt.	Physical fitness centers, except gymnasiums and athletic clubs	7903			
7991 pt.	Gymnasiums and athletic clubs	7903			
7992	Public golf courses	7903			
7993	Coin-operated amusement devices	7903	8412		
7996	Amusement parks	7902	8422		
7997	Membership sports and recreation clubs	7903			
7999 pt.	Concession operators of amusement devices and rides	7903	86	SELECTED MEMBERSHIP ORGANIZATIONS	
7999 pt.	Carnivals and circuses	7903		Business associations	8600
7999 pt.	Fairs	7903		Professional membership organizations	8600
7999 pt.	Roller skating rinks	7903	861	Civic, social, and fraternal associations	8600
7999 pt.	Ice skating rinks	7903	862	Membership organizations, n.e.c.	8600
7999 pt.	Other amusement and recreation services, n.e.c.	7903	864		
			869		
80	HEALTH SERVICES		87	ENGINEERING, ACCOUNTING, RESEARCH, MANAGEMENT, AND RELATED SERVICES	
801 pt.	Offices of doctors of medicine	8001		Engineering services	8701
801 pt.	General medical clinics	8001	8711	Architectural services	8701
802 pt.	Offices of dentists	8002	8712	Surveying services	8701
802 pt.	Dental clinics	8002	8713	Accounting, auditing, and bookkeeping services	8702
803 pt.	Offices of osteopathic physicians	8001	8721	Commercial physical research	8703
			8731 pt.		
803 pt.	Osteopathic clinics	8001		Commercial medical and biological research	8703
8041	Offices and clinics of chiropractors	8001	8732	Commercial economic, sociological, and educational research	8703
8042	Offices and clinics of optometrists	8001	8733	Noncommercial research organizations	8703
8043	Offices and clinics of podiatrists	8001	8734	Testing laboratories	8703
8049	Offices and clinics of health practitioners, n.e.c.	8001	8741	Management services	8704
8051	Skilled nursing care facilities	8003		Management consulting services	8704
8052	Intermediate care facilities	8003	8742	Public relations services	8704
8059	Nursing and personal care facilities, n.e.c.	8003	8743	Facilities support management services	8704
8062	General medical and surgical hospitals	8004	8744	Business consulting services, n.e.c.	8704
8063	Psychiatric hospitals	8004	8748		
8069	Specialty hospitals, except psychiatric	8004			
8071	Medical laboratories	8005	89	SERVICES, N.E.C.	
8072	Dental laboratories	8005		Scientific and related consulting services, except environmental	8900
8082	Home health care services	8006	8999 pt.	Environmental consulting	8900
8092	Kidney dialysis centers	8006	8999 pt.	Authors, composers, and other arts-related services	8900
8093	Specialty outpatient facilities, n.e.c.	8006	8999 pt.	Other services, n.e.c.	8900
8099	Health and allied services, n.e.c.	8006	8999 pt.		

Appendix D. Metropolitan Areas

(Titles and definitions shown for MSA's, CMSA's, and PMSA's are those established by the Office of Management and Budget, as of June 30, 1993)

MISSOURI

Columbia, MO MSA

Boone County, MO

Joplin, MO MSA

Jasper County, MO

Newton County, MO

Kansas City, MO-KS MSA

Johnson County, KS

Leavenworth County, KS

Miami County, KS

Wyandotte County, KS

Cass County, MO

Clay County, MO

Clinton County, MO

Jackson County, MO

Lafayette County, MO

Platte County, MO

Ray County, MO

St. Joseph, MO MSA

Andrew County, MO

Buchanan County, MO

St. Louis, MO-IL MSA

Clinton County, IL

Jersey County, IL

Madison County, IL

Monroe County, IL

St. Clair County, IL

Franklin County, MO

Jefferson County, MO

Lincoln County, MO

St. Charles County, MO

St. Louis County, MO

Warren County, MO

St. Louis city, MO

Springfield, MO MSA

Christian County, MO

Greene County, MO

Webster County, MO

Appendix E.

Percent of Receipts/Revenue Based on Administrative Records and Estimation for the State: 1992

Table E-1. Firms Subject to Federal Income Tax

[Includes only establishments with payroll. For meaning of abbreviations and symbols, and for more information on reliability of data, see introductory text. For explanation of terms and comparability of 1987 and 1992 censuses, see appendix A]

SIC code	Kind of business or operation	Percent of receipts —		SIC code	Kind of business or operation	Percent of receipts —	
		From administrative records ¹	Estimated ²			From administrative records ¹	Estimated ²
	Total	18.3	9.3	73	Business services—Con.		
70 ex. 704	Hotels, rooming houses, camps, and other lodging places (except membership lodging)	6.1	10.2	736	Personnel supply services	7.0	10.1
				7361	Employment agencies	31.1	15.9
				7363	Help supply services	3.4	9.2
7011	Hotels and motels	5.5	10.2	7363 pt.	Temporary help supply	4.5	8.7
7011 pt.	Hotels	3.8	9.8	7363 pt.	Help supply, except temporary	1.6	9.9
7011 pt.	Hotels, 25 guestrooms or more	3.5	9.7				
7011 pt.	Hotels, less than 25 guestrooms	25.6	10.9	737	Computer programming, data processing, and other computer related services	5.7	20.5
7011 pt.	Motels, motor hotels, and tourist courts	11.4	11.8		Computer programming, prepackaged software, and integrated systems	4.7	16.0
7011 pt.	Motels, tourist courts	12.8	12.1	7371	Computer programming services	5.1	6.6
7011 pt.	Motor hotels	2.2	10.3	7372	Prepackaged software	2.8	3.0
702, 3	Other lodging places	26.9	11.1	7373	Computer integrated systems	5.2	38.2
702	Rooming and boarding houses	47.4	27.7	7374, 5, 6	Data processing services	4.5	36.5
703	Camps and recreational vehicle parks	24.0	8.7	7374, 5	Computer processing, information retrieval	4.5	37.0
				7376	Computer facilities management services	5.8	16.0
72	Personal services	24.6	7.4	7377, 8, 9	Computer rental and leasing, maintenance, and related services, n.e.c.	13.1	5.8
721	Laundry, cleaning, and garment services	20.7	7.8	7377	Computer rental and leasing	15.9	.2
7211	Power laundries, family and commercial*	12.8	10.2	7378	Computer maintenance and repair	4.2	8.5
7213	Linen supply*	8.7	15.2	7379	Computer related services, n.e.c.	21.4	5.3
7215	Coin-operated laundries and drycleaning	22.9	6.4				
7216	Drycleaning plants, except rug cleaning*	23.0	10.6	738	Miscellaneous business services	21.8	12.8
7217	Carpet and upholstery cleaning	29.4	6.3	7381, 2	Detective agencies and protective services	22.2	16.4
7218	Industrial launderers*	16.9	.4	7381	Detective, guard, and armored car services	27.9	18.7
7212, 9	Other laundry, cleaning, and garment services* ..	35.2	5.8	7382	Security systems services	4.4	9.5
7212	Garment pressing, and agents for laundries and drycleaners	35.4	4.8	7383	News syndicates	(D)	(D)
7219	Laundry and garment services, n.e.c.*	35.1	6.4	7384	Photofinishing laboratories*	7.2	12.7
				7389	Business services, n.e.c.	(D)	(D)
722	Photographic studios, portrait	13.3	6.0	7389 pt.	Sign painting shops	27.9	16.6
723, 4	Beauty and barber shops	35.2	6.9	7389 pt.	Interior designing	43.8	11.5
723	Beauty shops	35.2	7.0	7389 pt.	Telephone answering services	24.6	15.4
724	Barber shops	35.6	4.3	7389 pt.	Other business services	(D)	(D)
725	Shoe repair shops and shoeshine parlors	55.7	1.9	75	Automotive repair, services, and parking	21.9	6.9
726	Funeral service and crematories	26.0	4.8	751	Automotive rental and leasing, without drivers	3.9	4.5
729	Miscellaneous personal services	28.1	14.3	7513	Truck rental and leasing, without drivers	2.0	8.2
7291	Tax return preparation services	32.9	6.6	7514, 5	Passenger car rental and leasing	5.4	.7
7299	Miscellaneous personal services, n.e.c.	26.2	17.3	7514	Passenger car rental	7.0	.5
				7515	Passenger car leasing	1.8	1.0
73	Business services	12.6	14.4	7519	Utility trailer and recreational vehicle rental	10.7	45.5
731	Advertising	7.6	11.2				
7311	Advertising agencies	7.0	12.4	752	Automobile parking6	2.1
7312	Outdoor advertising services	9.0	5.4				
7313	Radio, television, publishers' advertising representatives	8.1	14.7	753	Automotive repair shops	30.9	8.4
7319	Advertising, n.e.c.	13.3	.4	7532	Top, body, and upholstery repair shops and paint shops	31.0	5.3
732	Consumer credit reporting agencies, mercantile reporting agencies, and adjustment and collection agencies	10.0	21.4	7532 pt.	Top and body repair shops	30.6	5.3
7322	Adjustment and collection services	14.0	30.5	7538	Paint shops	48.7	7.2
7323	Credit reporting services	2.5	4.3	7538 pt.	General automotive repair shops	35.8	5.9
733	Mailing, reproduction, commercial art and photography, and stenographic services	17.9	6.1	7538 pt.	General automotive repair shops, except diesel	40.6	6.8
7331	Direct mail advertising services	6.8	6.2	7533, 4, 6,	Diesel repair shops	17.2	2.3
7334	Photocopying and duplicating services	13.2	9.7	7, 9	Other automotive repair shops	22.9	16.0
7335, 6	Commercial photography, art, and graphics	28.1	4.0	7533	Automotive exhaust system repair shops	28.1	13.4
7335	Commercial photography	38.1	6.5	7534	Tire retreading and repair shops	5.1	24.3
7336	Commercial art and graphic design	26.0	3.4	7536	Automotive glass replacement shops	26.2	18.5
7338	Secretarial and court reporting services	30.1	9.5	7537	Automotive transmission repair shops	37.9	12.6
				7539	Automotive repair shops, n.e.c.	35.4	4.2
734	Services to dwellings and other buildings	28.9	8.5	7539 pt.	Radiator repair	32.6	4.1
7342	Disinfecting and pest control services	29.6	6.2	7539 pt.	Brake, front end, and wheel alignment	33.2	8.7
7349	Building cleaning and maintenance services, n.e.c.	28.7	9.0	7539 pt.	Automotive electrical and fuel system services	41.5	1.8
735	Miscellaneous equipment rental and leasing	16.2	14.0	754	Other automotive repair shops, n.e.c.	32.3	2.1
7352	Medical equipment rental and leasing	11.3	3.4	7542	Automotive services, except repair	28.4	6.6
7353	Heavy construction equipment rental and leasing ..	9.4	23.1	7549	Carwashes	33.8	10.2
7359	Equipment rental and leasing, n.e.c.	19.3	15.6		Automotive services, except repair and carwashes	24.5	3.9

See footnotes at end of table.

Table E-1. Firms Subject to Federal Income Tax – Con.

[Includes only establishments with payroll. For meaning of abbreviations and symbols, and for more information on reliability of data, see introductory text. For explanation of terms and comparability of 1987 and 1992 censuses, see appendix A]

SIC code	Kind of business or operation	Percent of receipts –		SIC code	Kind of business or operation	Percent of receipts –	
		From administrative records ¹	Estimated ²			From administrative records ¹	Estimated ²
76	Miscellaneous repair services -----	32.5	6.3	80	Health services -----	21.5	7.1
762	Electrical repair shops -----	25.6	8.3	801	Offices and clinics of doctors of medicine -----	23.2	6.6
7622	Radio and television repair shops -----	29.1	15.8	8011 pt.	Offices of doctors of medicine -----	26.5	6.2
7623, 9	Other electrical and electronic repair shops -----	24.6	6.2	8011 pt.	General medical clinics -----	2.6	8.6
7623	Refrigeration and air-conditioning service and repair shops -----	32.1	3.6	802	Offices and clinics of dentists -----	43.7	3.7
7629	Electrical and electronic repair shops, n.e.c. ---	22.4	7.0	803	Offices and clinics of doctors of osteopathy -----	45.2	7.8
763	Watch, clock, and jewelry repair -----	46.3	9.9	804	Offices and clinics of other health practitioners ----	39.3	6.1
764	Reupholstery and furniture repair -----	46.0	7.9	8041	Offices and clinics of chiropractors -----	54.7	5.5
				8042	Offices and clinics of optometrists -----	34.7	6.8
				8043	Offices and clinics of podiatrists -----	32.8	5.7
				8049	Offices and clinics of health practitioners, n.e.c. --	31.1	6.2
				805	Nursing and personal care facilities -----	7.2	7.3
769	Miscellaneous repair and related services -----	35.1	5.2	8051	Skilled nursing care facilities -----	5.9	6.2
7692	Welding repair -----	58.4	6.9	8052	Intermediate care facilities -----	6.5	14.6
7694	Armature rewinding shops -----	30.1	1.0	8059	Nursing and personal care facilities, n.e.c. -----	49.0	12.0
7699	Repair shops and related services, n.e.c. -----	33.8	5.6	806	Hospitals -----	–	2.6
				8062	General medical and surgical hospitals -----	–	–
				8063, 9	Specialty hospitals -----	–	12.8
78, 79, 84	Amusement and recreation services, including motion pictures and museums -----	15.7	13.1	807, 8, 9	Other health services -----	14.3	15.7
781, 2	Motion picture production, distribution, and services --	2.0	21.8	807	Medical and dental laboratories -----	17.7	1.8
				8071	Medical laboratories -----	14.8	1.3
				8072	Dental laboratories -----	29.4	4.0
				808	Home health care services -----	12.0	8.3
				809	Miscellaneous health and allied services, n.e.c. ---	12.9	34.9
				8092	Kidney dialysis centers -----	4.6	–
783	Motion picture theaters -----	.6	6.3	8093	Specialty outpatient facilities, n.e.c. -----	15.0	41.9
7832	Motion picture theaters, except drive-in -----	.5	6.5	8099	Health and allied services, n.e.c. -----	11.8	33.5
7833	Drive-in motion picture theaters -----	4.3	–				
				81	Legal services -----	28.8	5.8
784	Video tape rental -----	22.8	5.7	823, 4, 9	Selected educational services -----	15.4	13.8
				823	Libraries -----	6.4	71.8
				824	Vocational schools -----	10.1	12.0
792	Theatrical producers (except motion picture), bands, orchestras, and entertainers -----	9.6	8.9	829	Schools and educational services, n.e.c. -----	29.7	17.8
7922	Theatrical producers (except motion picture) and miscellaneous theatrical services -----	8.1	11.0	83	Social services -----	33.4	16.9
7929	Bands, orchestras, actors, and other entertainers and entertainment groups -----	12.9	3.9	835	Child day care services -----	26.1	9.5
				832, 3, 6, 9	Other social services -----	37.8	21.4
793	Bowling centers -----	30.5	9.3	87 ex. 8733	Engineering, accounting, research, management, and related services (except noncommercial research organizations) -----	13.3	7.2
79 ex. 792, 3; 84	Commercial sports and other amusement and recreation services, including museums -----	19.1	15.8	871	Engineering, architectural, and surveying services --	10.0	4.9
794	Commercial sports -----	6.0	3.2	8711	Engineering services -----	7.9	5.4
7941	Professional sports clubs, managers, promoters -----	5.6	2.7	8712	Architectural services -----	17.6	3.3
7948	Racing, including track operation -----	10.3	9.3	8713	Surveying services -----	18.5	3.2
79 ex. 792, 3, 4; 84	Other amusement and recreation services, including museums -----	22.2	18.8	872	Accounting, auditing, and bookkeeping services ----	24.6	6.3
791	Dance studios, schools, and halls -----	29.4	8.6	873 ex. 8733	Research, development, and testing services (except noncommercial research organizations) ---	5.9	9.0
7991	Physical fitness facilities -----	24.3	7.1	8731	Commercial physical and biological research -----	1.5	7.0
7992	Public golf courses -----	24.2	4.6	8732	Commercial economic, sociological, and educational research -----	17.8	20.8
7993	Coin-operated amusement devices -----	35.1	4.0	8734	Testing laboratories -----	.7	1.4
7996	Amusement parks -----	.3	44.7				
7997	Membership sports and recreation clubs -----	37.6	11.6	874	Management and public relations services -----	11.9	10.2
7999, 84	Amusement and recreation services, including museums, n.e.c. -----	30.1	8.8	8741	Management services -----	5.2	7.0
				8742	Management consulting services -----	23.6	15.7
7999 pt.	Concession operators of amusement devices and rides -----	11.9	27.9	8743	Public relations services -----	22.4	14.5
7999 pt., 84	Carnivals, circuses, and fairs -----	25.4	8.8	8744	Facilities support management services -----	1.0	–
	Other recreation and amusements, including museums -----	31.8	7.4	8748	Business consulting services, n.e.c. -----	35.5	24.7
				89	Services, n.e.c. -----	20.8	13.2

¹Includes receipts information obtained from administrative records of other Federal agencies.

²Includes receipts information which was imputed based on historic company ratios or administrative records or on industry averages.

Table E-2. Firms Exempt From Federal Income Tax

[Includes only establishments with payroll. For meaning of abbreviations and symbols, and for more information on reliability of data, see introductory text. For explanation of terms and comparability of 1987 and 1992 censuses, see appendix A]

SIC code	Kind of business or operation	Percent of revenue —		SIC code	Kind of business or operation	Percent of revenue —	
		From administrative records ¹	Estimated ²			From administrative records ¹	Estimated ²
	Total	4.2	2.5	823, 4, 9	Selected educational services	28.3	4.1
7032, 704	Camps and membership lodging	37.1	13.5	83	Social services	17.8	13.5
792, 7991 pt., 7997, 7999 pt., 84	Selected amusement, recreation, and related services	11.9	3.2	835	Child day care services	9.6	29.8
8011 pt.; 8021 pt.; 805, 6, 8, 9	Selected health services3	.4	832, 3, 6, 9	Other social services	18.4	12.2
8011 pt., 8021 pt. 805	Clinics of doctors of medicine and dentists3	2.9	832	Individual and family social services	19.6	20.1
806	Hospitals	—	—	833	Job training and vocational rehabilitation services	26.6	12.9
8062	General medical and surgical hospitals	—	—	836	Residential care	15.0	5.5
8063, 9	Specialty hospitals	—	—	839	Social services, n.e.c.	15.7	9.3
808, 9	Other health services	7.8	7.2	861, 2, 4, 9	Selected membership organizations	21.5	9.1
8111 pt.	Legal aid societies and similar legal services	—	.1	861	Business associations	19.7	7.5
				864	Civic, social, and fraternal associations	25.6	13.5
				862, 9	Other membership organizations	17.8	4.9
				873, 4 ex. 8744	Research, testing, and consulting services, except facilities support management services	6.6	9.1
				873	Research, development, and testing services8	16.5
				874 ex. 8744	Management and public relations services, except facilities support management services	13.2	.8

¹Includes revenue information obtained from administrative records of other Federal agencies.

²Includes revenue information which was imputed based on historic company ratios or administrative records or on industry averages.

Appendix F. Geographic Notes

MISSOURI

Cameron is in Clinton and DeKalb Counties.

Cape Girardeau is in Cape Girardeau and Scott Counties; it annexed into Scott County in August 1988.

Centralia is in Audrain and Boone Counties.

Chesterfield was incorporated in June 1988.

Crawford County is the only county outside New England that is split by an MA boundary. The portion of Sullivan city in Crawford County is in the St. Louis, MO-IL MSA; Sullivan city is also in Franklin County. However, Crawford County is being excluded from economic census data tabulations for the St. Louis, MO-IL MSA.

Excelsior Springs is in Clay and Ray Counties.

Hannibal is in Marion and Ralls Counties.

Independence is in Clay and Jackson Counties.

Jefferson City is in Callaway and Cole Counties.

Joplin is in Jasper and Newton Counties.

Kansas City is in Cass, Clay, Jackson, and Platte Counties; it annexed into Cass County in March 1986, but this change was not submitted to the Bureau of the Census until May 1989.

Lee's Summit is in Cass and Jackson Counties.

Marceline is in Chariton and Linn Counties.

Monett is in Barry and Lawrence Counties.

Monroe City is in Marion, Monroe, and Ralls Counties.

Mountain Grove is in Texas and Wright Counties; it annexed into Texas County in October 1987.

Oak Grove is in Jackson and Lafayette Counties.

Osage Beach is in Camden and Miller Counties.

Pacific is in Franklin and St. Louis Counties.

Portageville is in New Madrid and Pemiscot Counties.

Scott City is in Cape Girardeau and Scott Counties; it annexed into Cape Girardeau County in August 1989.

Sikeston is in New Madrid and Scott Counties.

Springfield is in Christian and Greene Counties; it annexed into Christian County in May 1987.

Sugar Creek is in Clay and Jackson Counties.

Sullivan is in Crawford and Franklin Counties; see "Crawford County."

Vanadalia is in Audrain and Ralls Counties.

Windsor is in Henry and Pettis Counties.

Appendix G.

Establishments in Business Any Time During Year and Establishments in Business at End of Year for the State: 1992 and 1987

Table G-1. Firms Subject to Federal Income Tax

[Includes only establishments with payroll. For meaning of abbreviations and symbols, see introductory text. For explanation of terms and comparability of 1987 and 1992 censuses, see appendix A]

SIC code	Kind of business or operation	Establishments in business —			
		Any time during year		At end of year	
		1992	1987	1992	1987
	Total	36 361	32 930	33 524	30 625
70 ex. 704	Hotels, rooming houses, camps, and other lodging places (except membership lodging)	1 141	1 089	1 036	1 017
	Hotels and motels	990	959	898	895
7011	Hotels	394	326	350	304
7011 pt.	Hotels, 25 guestrooms or more	326	235	289	223
7011 pt.	Hotels, less than 25 guestrooms	68	91	61	81
7011 pt.	Motels, motor hotels, and tourist courts	596	633	548	591
7011 pt.	Motels, tourist courts	551	571	508	532
7011 pt.	Motor hotels	45	62	40	59
702, 3	Other lodging places	151	130	138	122
702	Rooming and boarding houses	38	61	32	56
703	Camps and recreational vehicle parks	113	69	106	66
72	Personal services	4 634	4 485	4 227	4 108
721	Laundry, cleaning, and garment services	1 194	1 112	1 097	1 012
7211	Power laundries, family and commercial*	28	45	25	43
7213	Linen supply*	33	31	31	29
7215	Coin-operated laundries and drycleaning	292	299	264	263
7216	Drycleaning plants, except rug cleaning*	470	421	439	389
7217	Carpet and upholstery cleaning	192	157	175	142
7218	Industrial launderers*	32	28	32	27
7212, 9	Other laundry, cleaning, and garment services*	147	131	131	119
722	Photographic studios, portrait	274	241	250	233
723, 4	Beauty and barber shops	1 958	2 017	1 774	1 848
723	Beauty shops	1 876	1 884	1 697	1 728
724	Barber shops	82	133	77	120
725	Shoe repair shops and shoeshine parlors	63	53	58	49
726	Funeral service and crematories	502	499	479	467
729	Miscellaneous personal services	643	563	569	499
7291	Tax return preparation services	219	223	193	196
7299	Miscellaneous personal services, n.e.c.	424	340	376	303
73	Business services	5 909	4 824	5 366	4 474
731	Advertising	397	381	370	357
7311	Advertising agencies	293	279	269	263
7312	Outdoor advertising services	40	32	39	30
7313	Radio, television, publishers' advertising representatives	33	44	32	40
7319	Advertising, n.e.c.	31	26	30	24
732	Consumer credit reporting agencies, mercantile reporting agencies, and adjustment and collection agencies	154	161	140	153
7322	Adjustment and collection services	124	129	112	122
7323	Credit reporting services	30	32	28	31
733	Mailing, reproduction, commercial art and photography, and stenographic services	601	494	559	467
7331	Direct mail advertising services	70	68	67	62
7334	Photocopying and duplicating services	93	68	87	67
7335, 6	Commercial photography, art, and graphics	331	271	306	259
7335	Commercial photography	92	87	86	84
7336	Commercial art and graphic design	239	184	220	175
7338	Secretarial and court reporting services	107	87	99	79
734	Services to dwellings and other buildings	1 329	1 022	1 177	913
7342	Disinfecting and pest control services	265	236	240	215
7349	Building cleaning and maintenance services, n.e.c.	1 064	786	937	698
735	Miscellaneous equipment rental and leasing	505	470	472	439
7352	Medical equipment rental and leasing	68	60	67	58
7353	Heavy construction equipment rental and leasing	40	61	38	56
7359	Equipment rental and leasing, n.e.c.	397	349	367	325
736	Personnel supply services	550	430	495	407
7361	Employment agencies	225	219	199	204
7363	Help supply services	325	211	296	203

See footnotes at end of table.

Table G-1. Firms Subject to Federal Income Tax — Con.

[Includes only establishments with payroll. For meaning of abbreviations and symbols, see introductory text. For explanation of terms and comparability of 1987 and 1992 censuses, see appendix A.]

SIC code	Kind of business or operation	Establishments in business —			
		Any time during year		At end of year	
		1992	1987	1992	1987
73	Business services — Con.				
737	Computer programming, data processing, and other computer related services -----	995	651	927	613
7371, 2, 3	Computer programming, prepackaged software, and integrated systems -----	585	335	547	311
7371	Computer programming services -----	407	220	381	204
7372	Prepackaged software -----	92	47	85	42
7373	Computer integrated systems -----	86	68	81	65
7374, 5, 6	Data processing services -----	179	185	172	176
7374, 5	Computer processing, information retrieval -----	165	170	160	162
7376	Computer facilities management services -----	14	15	12	14
7377, 8, 9	Computer rental and leasing, maintenance, and related services, n.e.c. -----	231	131	208	126
7377	Computer rental and leasing -----	22	18	21	17
7378	Computer maintenance and repair -----	80	55	70	55
7379	Computer related services, n.e.c. -----	129	58	117	54
738	Miscellaneous business services -----	1 378	1 215	1 226	1 125
7381, 2	Detective agencies and protective services -----	245	215	222	199
7381	Detective, guard, and armored car services -----	200	173	181	157
7382	Security systems services -----	45	42	41	42
7383	News syndicates -----	10	14	10	14
7384	Photofinishing laboratories* -----	151	171	139	154
7389	Business services, n.e.c. -----	972	815	855	758
7389 pt.	Sign painting shops -----	68	61	59	55
7389 pt.	Interior designing -----	118	93	111	90
7389 pt.	Telephone answering services -----	50	53	41	49
7389 pt.	Other business services -----	736	608	644	564
75	Automotive repair, services, and parking -----	3 988	3 501	3 653	3 257
751	Automotive rental and leasing, without drivers -----	194	217	180	205
7513	Truck rental and leasing, without drivers -----	105	124	95	118
7514, 5	Passenger car rental and leasing -----	79	84	75	79
7519	Utility trailer and recreational vehicle rental -----	10	9	10	8
752	Automobile parking -----	244	229	230	218
753	Automotive repair shops -----	3 040	2 699	2 779	2 510
7532	Top, body, and upholstery repair shops and paint shops -----	850	771	785	724
7532 pt.	Top and body repair shops -----	807	732	749	687
7532 pt.	Paint shops -----	43	39	36	37
7538	General automotive repair shops -----	1 512	1 279	1 374	1 189
7538 pt.	General automotive repair shops, except diesel -----	1 369	1 180	1 245	1 096
7538 pt.	Diesel repair shops -----	143	99	129	93
7533, 4, 6, 7, 9	Other automotive repair shops -----	678	649	620	597
7533	Automotive exhaust system repair shops -----	159	143	151	130
7534	Tire retreading and repair shops -----	64	52	55	50
7536	Automotive glass replacement shops -----	109	107	101	102
7537	Automotive transmission repair shops -----	141	141	128	126
7539	Automotive repair shops, n.e.c. -----	205	206	185	189
7539 pt.	Radiator repair -----	65	78	59	70
7539 pt.	Brake, front end, and wheel alignment -----	59	65	50	60
7539 pt.	Automotive electrical and fuel system services -----	58	46	56	43
7539 pt.	Other automotive repair shops, n.e.c. -----	23	17	20	16
754	Automotive services, except repair -----	510	356	464	324
7542	Carwashes -----	291	224	280	204
7549	Automotive services, except repair and carwashes -----	219	132	204	120
76	Miscellaneous repair services -----	1 633	1 429	1 506	1 328
762	Electrical repair shops -----	492	433	453	403
7622	Radio and television repair shops -----	157	148	147	138
7623, 9	Other electrical and electronic repair shops -----	335	285	306	265
7623	Refrigeration and air-conditioning service and repair shops -----	92	87	84	79
7629	Electrical and electronic repair shops, n.e.c. -----	243	198	222	186
763	Watch, clock, and jewelry repair -----	39	40	37	38
764	Reupholstery and furniture repair -----	168	175	153	153
769	Miscellaneous repair and related services -----	934	781	863	734
7692	Welding repair -----	129	129	117	124
7694	Armature rewinding shops -----	48	57	47	55
7699	Repair shops and related services, n.e.c. -----	757	595	699	555
78, 79, 84	Amusement and recreation services, including motion pictures and museums -----	2 284	2 156	2 093	1 967
781, 2	Motion picture production, distribution, and services -----	132	100	122	89
783	Motion picture theaters -----	154	168	138	152
7832	Motion picture theaters, except drive-in -----	142	145	127	133
7833	Drive-in motion picture theaters -----	12	23	11	19
784	Video tape rental -----	464	478	411	435
792	Theatrical producers (except motion picture), bands, orchestras, and entertainers -----	173	131	161	121
7922	Theatrical producers (except motion picture) and miscellaneous theatrical services -----	67	45	62	41
7929	Bands, orchestras, actors, and other entertainers and entertainment groups -----	106	86	99	80
793	Bowling centers -----	172	202	161	185

See footnotes at end of table.

G-2 APPENDIX G

SERVICE INDUSTRIES—GEOGRAPHIC AREA SERIES

Table G-1. Firms Subject to Federal Income Tax – Con.

[Includes only establishments with payroll. For meaning of abbreviations and symbols, see introductory text. For explanation of terms and comparability of 1987 and 1992 censuses, see appendix A]

SIC code	Kind of business or operation	Establishments in business –			
		Any time during year		At end of year	
		1992	1987	1992	1987
78, 79, 84	Amusement and recreation services, including motion pictures and museums—Con.				
79 ex. 792, 3, 84	Commercial sports and other amusement and recreation services, including museums	1 189	1 077	1 100	985
794	Commercial sports	66	39	59	33
7941	Professional sports clubs, managers, promoters	26	17	24	14
7948	Racing, including track operation	40	22	35	19
79 ex. 792, 3, 4; 84	Other amusement and recreation services, including museums	1 123	1 038	1 041	952
791	Dance studios, schools, and halls	107	83	102	74
7991	Physical fitness facilities	178	248	159	223
7992	Public golf courses	60	46	59	45
7993	Coin-operated amusement devices	98	95	91	84
7996	Amusement parks	22	21	20	21
7997	Membership sports and recreation clubs	171	168	163	158
7999, 84	Amusement and recreation services, including museums, n.e.c.	487	377	447	347
80	Health services	8 424	8 045	7 966	7 620
801	Offices and clinics of doctors of medicine	3 280	3 371	3 118	3 181
8011 pt.	Offices of doctors of medicine	3 140	3 266	2 991	3 087
8011 pt.	General medical clinics	140	105	127	94
802	Offices and clinics of dentists	2 047	1 995	1 961	1 922
803	Offices and clinics of doctors of osteopathy	446	468	420	438
804	Offices and clinics of other health practitioners	1 371	1 135	1 292	1 073
8041	Offices and clinics of chiropractors	598	519	565	491
8042	Offices and clinics of optometrists	301	305	283	284
8043	Offices and clinics of podiatrists	98	102	90	97
8049	Offices and clinics of health practitioners, n.e.c.	374	209	354	201
805	Nursing and personal care facilities	556	462	501	428
8051	Skilled nursing care facilities	387	334	344	312
8052	Intermediate care facilities	125	80	120	75
8059	Nursing and personal care facilities, n.e.c.	44	48	37	41
806	Hospitals	24	23	23	22
807, 8, 9	Other health services	700	591	651	556
807	Medical and dental laboratories	283	272	264	261
8071	Medical laboratories	137	128	122	123
8072	Dental laboratories	146	144	142	138
808	Home health care services	165	107	154	99
809	Miscellaneous health and allied services, n.e.c.	252	212	233	196
8092	Kidney dialysis centers	16	7	16	7
8093	Specialty outpatient facilities, n.e.c.	153	119	142	111
8099	Health and allied services, n.e.c.	83	86	75	78
81	Legal services	2 475	2 249	2 311	2 113
823, 4, 9	Selected educational services	225	190	201	170
823	Libraries	7	6	5	6
824	Vocational schools	83	79	76	73
829	Schools and educational services, n.e.c.	135	105	120	91
83	Social services	1 413	990	1 268	907
835	Child day care services	766	541	692	494
832, 3, 6, 9	Other social services	647	449	576	413
87 ex. 8733	Engineering, accounting, research, management, and related services (except noncommercial research organizations)	4 042	3 590	3 723	3 335
871	Engineering, architectural, and surveying services	1 084	998	1 019	941
8711	Engineering services	620	564	587	532
8712	Architectural services	320	305	298	291
8713	Surveying services	144	129	134	118
872	Accounting, auditing, and bookkeeping services	1 576	1 397	1 448	1 292
873 ex. 8733	Research, development, and testing services (except noncommercial research organizations)	188	165	175	151
8731	Commercial physical and biological research	42	31	40	31
8732	Commercial economic, sociological, and educational research	84	93	75	81
8734	Testing laboratories	62	41	60	39
874	Management and public relations services	1 194	1 030	1 081	951
8741	Management services	329	317	301	294
8742	Management consulting services	558	456	500	417
8743	Public relations services	92	87	84	84
8744	Facilities support management services	10	11	10	10
8748	Business consulting services, n.e.c.	205	159	186	146
89	Services, n.e.c.	193	382	174	329

Table G-2. Firms Exempt From Federal Income Tax

[Includes only establishments with payroll. For meaning of abbreviations and symbols, see introductory text. For explanation of terms and comparability of 1987 and 1992 censuses, see appendix A]

SIC code	Kind of business or operation	Establishments in business —			
		Any time during year		At end of year	
		1992	1987	1992	1987
	Total	4 354	3 679	4 176	3 553
7032, 704	Camps and membership lodging	85	93	80	86
792, 7991 pt., 7997, 7999 pt., 84	Selected amusement, recreation, and related services	274	242	264	236
792	Theatrical producers (except motion picture), bands, orchestras, and entertainers	53	45	51	43
7991 pt., 7997	Gymnasiums, athletic clubs, and membership sports and recreation clubs	162	145	156	142
7999 pt. 84	Fairs	9	6	9	6
	Museums, art galleries, and botanical and zoological gardens	50	46	48	45
8011 pt.; 8021 pt.; 805, 6, 8, 9	Selected health services	468	417	456	410
8011 pt., 8021 pt.	Clinics of doctors of medicine and dentists	51	38	50	35
805	Nursing and personal care facilities	119	103	116	101
806	Hospitals	151	156	149	156
808, 9	Other health services	147	120	141	118
808	Home health care services	38	32	35	32
809	Miscellaneous health and allied services, n.e.c.	109	88	106	86
8111 pt.	Legal aid societies and similar legal services	24	17	24	17
823, 4, 9	Selected educational services	109	86	105	85
83	Social services	1 842	1 392	1 762	1 349
835	Child day care services	330	279	316	269
832, 3, 6, 9	Other social services	1 512	1 113	1 446	1 080
861, 2, 4, 9	Selected membership organizations	1 464	1 375	1 401	1 317
861	Business associations	334	280	318	272
864	Civic, social, and fraternal associations	805	695	779	659
862, 9	Other membership organizations	325	400	304	386
873, 4 ex. 8744	Research, testing, and consulting services, except facilities support management services	88	57	84	53
873	Research, development, and testing services	45	41	43	37
8731	Commercial physical and biological research	6	2	6	2
8732	Commercial economic, sociological, and educational research	8	3	8	3
8733	Noncommercial research organizations	28	31	26	28
8734	Testing laboratories	3	5	3	4
874 ex. 8744	Management and public relations services, except facilities support management services	43	16	41	16

Publication Program

1992 CENSUS OF SERVICE INDUSTRIES

Publications of the 1992 Census of Service Industries containing data on service industries establishments in the United States are described below. Publication order forms for specific reports may be obtained from any Department of Commerce district office or from Data User Services Division, Customer Services, Bureau of the Census, Washington, DC 20233-8300. The first results were issued in press releases. Final detailed statistics are issued in separate paperbound reports and compact disc-read only memory (CD-ROM).

Final Reports

Geographic area series—52 reports (SC92-A-1 to -52)

A separate paperbound report containing data for establishments with payroll is published for each State, the District of Columbia, and the United States. For establishments of firms subject to Federal income tax, each State report presents general statistics on number of establishments, receipts, payroll, and employment, by varied service classifications, for the State, metropolitan areas (MA's), counties, and places with 350 service establishments or more, by kind of business. Greater kind-of-business detail is shown for larger areas. In addition, for places with 2,500 inhabitants or more and for all counties, statistics are provided on number of establishments and receipts for 10 major kind-of-business groups. For establishments of firms exempt from Federal income tax, each State report presents statistics on number of establishments, revenue, payroll, and employment by varied service classifications, for the State and MA's. Greater kind-of-business detail is shown for larger areas.

The United States Summary report presents data for the United States as a whole for establishments with payroll of firms subject to Federal income tax, as well as those exempt from Federal income tax, for detailed kind-of-business classifications. Statistics on number of establishments and receipts/revenue are also shown for States and MA's by kind of business.

For each State, the District of Columbia, and the United States, 1992 data are provided on receipts/revenue and employees per establishment and on receipts/revenue and payroll per employee. Comparative statistics showing percent changes in receipts/expenses and payroll between 1987 and 1992 also are shown.

Nonemployer statistics series—1 report (SC92-N-1)

This report includes data by kind of business for all establishments, establishments with payroll, and establishments without payroll for the United States and States. Also presented are statistics for establishments without payroll including number of establishments and receipts/revenue by varied service classifications for MA's.

Similar data for counties and places with 2,500 inhabitants or more are available on electronic media only.

Subject series—5 reports (SC92-S-1 to -5)

The *Establishment and Firm Size* report (SC92-S-1) presents data for establishments with payroll, based on size of establishment, size of company or firm, and legal form of organization. Establishment statistics are presented by receipts/revenue size and by employment size; statistics for firms, by receipts/revenue size (including concentration by largest firms), by employment size, and by number of establishments operated (single units and multiunits). Statistics are presented by kind of business on the number of establishments, receipts/revenue, payroll, and employment for the United States.

The *Capital Expenditures, Depreciable Assets, and Operating Expenses* report (SC92-S-2) presents data for firms with payroll for the United States by major kind of business. Operating expenses include annual payroll, supplemental labor costs, purchased services, etc. Receipts data also are provided.

Three other reports (*Hotels, Motels, and Other Lodging Places* (SC92-S-3), *Sources of Receipts or Revenue* (SC92-S-4), and *Miscellaneous Subjects* (SC92-S-5)) present data for the United States as a whole and, where feasible, for States and MA's.

Electronic Media

All data included in the printed reports are available on CD-ROM. The CD-ROM's provide the same information found in the final reports as well as additional information not published in the final reports, such as ZIP Code statistics available from series SC92-Z, and nonemployer data for counties and places from series SC92-N. Electronic media products are available for users who wish to summarize, rearrange, or process large amounts of data. These products, with corresponding technical documentation, are sold by Data User Services Division, Customer Services, Bureau of the Census, Washington, DC 20233-8300.

OTHER ECONOMIC CENSUS REPORTS

Data on retail trade, wholesale trade, financial, insurance, real estate, construction industries, manufactures, mineral industries, transportation, communications, utilities, enterprise statistics, minority-owned business enterprises, and women-owned businesses also are available from the 1992 Economic Census. A separate series of reports covers the census of outlying areas—Puerto Rico, Virgin Islands of the United States, Guam, and the Northern Marianas. Separate announcements describing these reports are available free of charge from Data User Services Division, Customer Services, Bureau of the Census, Washington, DC 20233-8300.