

1992


Census of

Service Industries

SC92-A-24

GEOGRAPHIC AREA SERIES

Minnesota



1992 Census of Service Industries

SC92-A-24

GEOGRAPHIC AREA SERIES

Minnesota

Issued December 1994



U.S. Department of Commerce
Ronald H. Brown, Secretary
David J. Barram, Deputy Secretary
Economics and Statistics Administration
Everett M. Ehrlich, Under Secretary
for Economic Affairs
BUREAU OF THE CENSUS
Martha Farnsworth Riche, Director

Acknowledgments

Many persons participated in the various activities of the 1992 Census of Service Industries. The overall planning and review of the census operations were performed by the Economic Census Staff of the Economic Planning and Coordination Division.

This report was prepared in the Services Division. **Bobby E. Russell**, Assistant Chief for Census Programs, was responsible for the overall planning, management, and coordination of the census of service industries. Planning and implementation were under the direction of **Jack B. Moody**, Chief, Service Census Branch, with primary staff assistance by **Jack R. Drago**, **Barbara S. Tinari**, **Kirk K. Degler**, **Joseph R. Fuller**, **Susan G. Baker**, **Deborah M. Stempowski**, **Brian D. Gregory**, **Theresa L. Steele**, **Chris E. Blackburn**, **Gary R. Rice**, **M. Craig Schadt**, **Arthur B. Stewart**, **Sandra K. Byrd**, and **Evelyn D. Butler**.

Systems and procedures for mailout, receipt, correspondence, data input, industry classification, other clerical processing, administrative record processing, quality control, and the associated electronic computer programs, were developed in the Economic Planning and Coordination Division.

Mailout preparation and receipt operations, clerical and analytical review activities, data keying, and geocoding review were performed by the staff of the Data Preparation Division, **Judith N. Petty**, Acting Chief.

Geographic coding procedures and associated computer programs were developed by the staff of the Geography Division.

The computer processing systems were developed and coordinated in the Economic Statistical Methods and Programming Division, **Charles P. Pautler, Jr.**, Chief. **H. Ray Dennis**, Assistant Chief for Business Programs, was responsible for design and implementation of the computer systems. The computer programs were prepared under the supervision of **William C. Wester**, Chief, Business Census Branch, and **Steven G. McCraith**, Chief, Utilities and Financial Census Branch, assisted by **Jeffrey S. Rosen**, **Barbara L. Lambert**, **Jacqueline R. Sellers**, and **Tsung C. Chu**. Additional programming assistance was provided by **Robert S. Jewett**.

Computer processing was performed in the Computer Services Division, **Marvin D. Raines**, Chief.

The staff of the Administrative and Publications Services Division, **Walter C. Odom**, Chief, performed planning, design, composition, editorial review, and printing planning and procurement for publications and report forms. **Margaret A. Smith** provided publication coordination and editing.

Special acknowledgment is also due the many businesses whose cooperation has contributed to the publication of these data.

If you have any questions concerning the statistics in this report, call 301-457-2689.



**Economics and Statistics
Administration**

Everett M. Ehrlich, Under Secretary
for Economic Affairs



BUREAU OF THE CENSUS

Martha Farnsworth Riche, Director
Harry A. Scarr, Deputy Director

Paula J. Schneider, Principal Associate
Director for Programs

Thomas L. Mesenbourg, Acting Associate
Director for Economic Programs

Thomas L. Mesenbourg, Assistant Director
for Economic Programs

**ECONOMIC PLANNING AND COORDINATION
DIVISION**

John P. Govoni, Chief

SERVICES DIVISION

Carole A. Ambler, Chief

Introduction to the Economic Census

PURPOSES AND USES OF THE ECONOMIC CENSUS

The economic census is the major source of facts about the structure and functioning of the Nation's economy. It provides essential information for government, business, industry, and the general public.

The economic census furnishes an important part of the framework for such composite measures as the gross domestic product, input/output measures, production and price indexes, and other statistical series that measure short-term changes in economic conditions.

Policymaking agencies of the Federal Government use the data, especially in monitoring economic activity and providing assistance to business.

State and local governments use the data to assess business activities and tax bases within their jurisdictions and to develop programs to attract business.

Trade associations study trends in their own and competing industries and keep their members informed of market changes.

Individual businesses use the data to locate potential markets and to analyze their own production and sales performance relative to industry or area averages.

AUTHORITY AND SCOPE

Title 13 of the United States Code (sections 131, 191, and 224) directs the Census Bureau to take the economic census every 5 years, covering years ending in 2 and 7. The 1992 Economic Census consists of the following eight censuses:

- Census of Retail Trade
- Census of Wholesale Trade
- Census of Service Industries
- Census of Financial, Insurance, and Real Estate Industries
- Census of Transportation, Communications, and Utilities
- Census of Manufactures
- Census of Mineral Industries
- Census of Construction Industries

Special programs also cover enterprise statistics and minority-owned and women-owned businesses. (The 1992 Census of Agriculture and 1992 Census of Governments are conducted separately.) The next economic census is scheduled to be taken in 1998 covering the year 1997.

AVAILABILITY OF THE DATA

The results of the economic census are available in printed reports for sale by the U.S. Government Printing Office and on compact discs for sale by the Census Bureau. Order forms for all types of products are available on request from Customer Services, Bureau of the Census, Washington, DC 20233-8300. A more complete description of publications being issued from this census is on the inside back cover of this document.

Census facts are also widely disseminated by trade associations, business journals, and newspapers. Volumes containing census statistics are available in most major public and college libraries. Finally, State data centers in every State as well as business and industry data centers in many States also supply economic census statistics.

WHAT'S NEW IN 1992

The 1992 Economic Census covers more of the economy than any previous census. New for 1992 are data on communications, utilities, financial, insurance, and real estate, as well as coverage of more transportation industries. The economic, agriculture, and governments censuses now collectively cover nearly 98 percent of all economic activity.

Among other changes, new 1992 definitions affect the boundaries of about a third of all metropolitan areas. Also, the Survey of Women-Owned Businesses has now been expanded to include all corporations.

HISTORICAL INFORMATION

The economic census has been taken as an integrated program at 5-year intervals since 1967 and before that for 1963, 1958, and 1954. Prior to that time, the individual subcomponents of the economic census were taken separately at varying intervals.

The economic census traces its beginnings to the 1810 Decennial Census, when questions on manufacturing were included with those for population. Coverage of economic activities was expanded for 1840 and subsequent censuses to include mining and some commercial activities. In 1902, Congress established a permanent Census Bureau and directed that a census of manufactures be taken every 5 years. The 1905 Manufactures Census was the first time a census was taken apart from the regular every-10-year population census.

The first census of business was taken in 1930, covering 1929. Initially it covered retail and wholesale trade and construction industries, but it was broadened in 1933 to include some of the service trades.

The 1954 Economic Census was the first census to be fully integrated—providing comparable census data across economic sectors, using consistent time periods, concepts, definitions, classifications, and reporting units. It was the first census to be taken by mail, using lists of firms provided by the administrative records of other Federal agencies. Since 1963, administrative records also have been used to provide basic statistics for very small firms, reducing or eliminating the need to send them census questionnaires. The Enterprise Statistics Program, which publishes combined data from the economic census, was made possible with the implementation of the integrated census program in 1954.

The range of industries covered in the economic censuses has continued to expand. The census of construction industries began on a regular basis in 1967, and the scope of service industries was broadened in 1967, 1977, and 1987. The census of transportation began in 1963 as a set of surveys covering travel, transportation of commodities, and trucks, but expanded in 1987 to cover business establishments in several transportation industries. For 1992, these statistics are incorporated into a broadened census of transportation, communications, and utilities. Also new for 1992 is the census of financial, insurance, and real estate industries. This is part of a gradual expansion in coverage of industries previously subjected to government regulation.

The Survey of Minority-Owned Business Enterprises was first conducted as a special project in 1969 and was incorporated into the economic census in 1972 along with the Survey of Women-Owned Businesses.

An economic census has also been taken in Puerto Rico since 1909, in the Virgin Islands of the United States and Guam since 1958, and in the Commonwealth of the Northern Mariana Islands since 1982.

Statistical reports from the 1987 and earlier censuses provide historical figures for the study of long-term time series and are available in some large libraries. All of the census data published since 1967 are still available for sale on microfiche from the Census Bureau.

AVAILABILITY OF MORE FREQUENT ECONOMIC DATA

While the census provides complete enumerations every 5 years, there are many needs for more frequent data as well. The Census Bureau conducts a number of monthly, quarterly, and annual surveys, with the results appearing in publication series such as Current Business Reports (retail and wholesale trade and service industries), the Annual Survey of Manufactures, Current Industrial Reports, and the Quarterly Financial Report. Most of these surveys, while providing more frequent observations, yield less kind-of-business and geographic detail than the census. The County Business Patterns program offers annual statistics on the number of establishments, employment, and payroll classified by industry within each county.

SOURCES FOR MORE INFORMATION

More information about the scope, coverage, classification system, data items, and publications for each of the economic censuses and related surveys is published in the *Guide to the 1992 Economic Census and Related Statistics*. More information on the methodology, procedures, and history of the census will be published in the *History of the 1992 Economic Census*. Contact Customer Services for information on availability.

Census of Service Industries

GENERAL

The 1992 Census of Service Industries, part of the 1992 Economic Census, covered service industries as defined in Division I of the *Standard Industrial Classification Manual: 1987*¹ (SIC), except Elementary and Secondary Schools (SIC 821), Colleges, Universities, Professional Schools, and Junior Colleges (SIC 822), Labor Unions and Similar Labor Organizations (SIC 863), Political Organizations (SIC 865), Religious Organizations (SIC 866), and Private Households (SIC 881). The census also excluded governmental establishments classified in the covered industries, except for government-operated hospitals which were included.

Data are presented for establishments in the following classifications:

SIC code	Title
70	Hotels, rooming houses, camps, and other lodging places
72	Personal services
73	Business services
75	Automotive repair, services, and parking
76	Miscellaneous repair services
78	Motion pictures
79	Amusement and recreation services
80	Health services
81	Legal services
823, 4, 9	Selected educational services
83	Social services
84	Museums, art galleries, and botanical and zoological gardens
861, 2, 4, 9	Selected membership organizations
87	Engineering, accounting, research, management, and related services
89	Services, not elsewhere classified

This series of reports presents data for service establishments of firms subject to Federal income tax and (in separate tables) of firms which are exempt from Federal income tax under provisions of the Internal Revenue Code. Only establishments with some payroll during the year are included. For a more detailed explanation, see appendix A.

¹*Standard Industrial Classification Manual: 1987*. For sale by Superintendent of Documents, U.S. Government Printing Office, Washington, DC 20402. Stock No. 041-001-00314-2.

Many of the "kinds of business or operation" included in this report are not thought of as commercial businesses, and the terms (such as "business," "establishment," and "firm") used to describe them may not be descriptive of such services, particularly for not-for-profit and professional services. However, these terms are applied to all "kinds of business or operation" in order to maintain conformity in the measures of the production and delivery of goods and services and in the presentation of data.

The basic tabulations in this report do not include data for establishments which are auxiliary (primary function is providing a service, such as warehousing or bookkeeping) to service establishments within the same organization. Data for auxiliaries are presented in a subsequent report issued as part of the 1992 Enterprise Statistics reports.

For the 1992 Census of Service Industries, large- and medium-size firms, plus all firms known to operate more than one establishment, were sent questionnaires to be completed and returned to the Census Bureau by mail. For most very small firms, including those with no paid employees, data from existing administrative records of other Federal agencies were used instead. These records provided basic information on location, kind of business, receipts, payroll, number of employees, and legal form of organization. In addition, more detailed information for selected kinds of business was obtained on the various questionnaires.

Appendix A gives a more detailed explanation of census coverage and methodology.

CENSUS DISCLOSURE RULES

In accordance with Federal law governing census reports, no data are published that would disclose the operations of an individual establishment or business. However, the number of establishments in a kind-of-business classification is not considered a disclosure, so this information may be released even though other information is withheld.

GEOGRAPHIC AREAS COVERED

This report series presents data for the following areas:

1. The United States as a whole.
2. Each State and the District of Columbia.

3. Each consolidated metropolitan statistical area (CMSA) and primary metropolitan statistical area (PMSA) defined by the Office of Management and Budget (OMB) as of June 30, 1993. A CMSA is an area used to facilitate the presentation and analysis of data for large concentrations of metropolitan populations. It includes two or more contiguous PMSA's which have a population of at least 1,000,000² and which meet specific criteria of urban character and of social and economic integration.
4. Each metropolitan statistical area (MSA) defined by the OMB as of June 30, 1993. An MSA is an integrated economic and social unit with a population nucleus of at least 50,000 inhabitants.² Each MSA consists of one or more counties meeting standards of metropolitan character; in New England, cities and towns rather than counties are the component geographic units.
5. The area within the State outside metropolitan areas (MA's).
6. Each county or county equivalent.³ Counties are the primary divisions of States, except in Louisiana where they are called parishes and in Alaska where they are called boroughs and census areas. Maryland, Missouri, Nevada, and Virginia have one place or more that is independent of any county organization and constitutes primary divisions of their States. These places are treated as counties and as places.
7. Each consolidated city.³ Consolidated cities are consolidated governments which consist of separately incorporated municipalities.
8. Each municipality of 2,500 inhabitants or more incorporated as a city, borough, village, or town.^{2 3}

For the economic census, boroughs and census areas in Alaska and boroughs in New York are not included in this category.
9. Special economic urban areas (SEUA's), which include townships in Michigan, New Jersey, and Pennsylvania, and towns in New York, Wisconsin, and the six New England States with 10,000 inhabitants or more.²

DOLLAR VALUES

All dollar values presented in this report are expressed in current dollars, i.e., 1992 data are expressed in 1992 dollars and 1987 data in 1987 dollars. Consequently, when making comparisons to prior years, users of the data should consider the inflation that has occurred.

RELIABILITY OF DATA

All data compiled in this report originated from either census questionnaires or administrative records of other Federal agencies and, therefore, are not subject to sampling errors. However, the data are subject to nonsampling

²According to the 1990 Census of Population or subsequent special census.

³Those defined as of January 1, 1992.

errors. Nonsampling errors can be attributed to many sources: inability to identify all cases in the actual universe; definition and classification difficulties; differences in the interpretation of questions; errors in recording or coding the data obtained; and other errors of collection, response, coverage, processing, and estimation for missing or misreported data.

The accuracy of these tabulated data is determined by the joint effects of the various nonsampling errors. No direct measurement of these effects has been obtained except for estimation for missing or misreported data; however, precautionary steps were taken in all phases of the collection, processing, and tabulation of the data in an effort to minimize the effects of nonsampling errors.

The Bureau of the Census obtains on computer tape limited information extracted from administrative records of other Federal agencies. This information is used in conjunction with other information available to the Census Bureau to develop estimates for nonemployers, small employers, and other establishments for which responses were not received in time for publication. For an indication of the extent that data included in these reports were obtained from the administrative records of other Federal agencies and from estimation, rather than reports directly from respondents, see appendix E. Also, see appendix A for a more detailed explanation of census coverage and methodology.

SPECIAL TABULATIONS

Special tabulations of data collected in the 1992 Census of Service Industries may be obtained, depending on availability of time and personnel, on diskette, computer tape, or in tabular form. The data will be in summary form and subject to the same rules prohibiting disclosure of confidential information (including name, address, kind of business, or other data for individual business establishments or companies) as are the regular publications.

Special tabulations are prepared on a cost basis. A request for a cost estimate, as well as exact specifications on the type and format of the data to be provided, should be directed to the Chief, Services Division, Bureau of the Census, Washington, DC 20233.

To discuss a special tabulation before submitting specifications, call 1-800-541-8345.

ABBREVIATIONS AND SYMBOLS

The following abbreviations and symbols are used in this publication:

- * See kind-of-business descriptions for SIC 72 and SIC 7384 in appendix A for treatment of plant outlets.
- Represents zero.
- (D) Withheld to avoid disclosing data for individual companies; data are included in broader kind-of-business totals.

(IC)	Independent city.	Symbol	Employment Size
(NA)	Not available.		
(X)	Not applicable.	AA	0–19
CMSA	Consolidated metropolitan statistical area.	BB	20–99
MA	Metropolitan area.	CC	100–249
MSA	Metropolitan statistical area.	EE	250–499
n.e.c.	Not elsewhere classified.	FF	500–999
PMSA	Primary metropolitan statistical area.	GG	1,000–2,499
pt.	Part.	HH	2,500–4,999
r	Revised.	II	5,000–9,999
SIC	Standard Industrial Classification.	JJ	10,000–24,999

The following symbols are used in this publication to show employment size ranges for employment data that have been withheld to avoid disclosing data for individual companies (employment size range codes are provided for the first time in the 1992 Economic Census):

KK	25,000–49,999
LL	50,000–99,999
MM	100,000 or more

Users' Guide for Locating Statistics in This Report by Table Number

Information shown in tables	Table																
	1a	1b	2a	2b	3a	3b	4	5	6	7a	7b	8a	8b	9	10		
GEOGRAPHIC AREAS																	
The State	X	X	X	X	X	X	X									X	X
CMSA's and MSA's in the State										X	X						
PMSA's in the State										X	X						
Area of the State not in any CMSA, PMSA, or MSA												X	X				
Counties in the State							X		X								X
Places in the State							X	X								X	
DATA ITEMS																	
Establishments	X	X			X	X	X	X	X	X	X	X	X	X			
Receipts	X				X	X	X	X	X	X	X	X	X	X			X
Revenue		X									X		X				
Expenses						X							X				
Annual payroll	X	X			X	X	X	X	X	X	X	X	X	X			
First-quarter payroll	X	X					X	X	X	X	X	X	X	X			
Paid employees for pay period including March 12, 1992	X	X			X	X	X	X	X	X	X	X	X	X			
1987 to 1992 comparative statistics					X	X											
Receipts per establishment			X														
Revenue per establishment				X													
Expenses per establishment				X													
Receipts per employee			X														
Revenue per employee				X													
Expenses per employee				X													
Annual payroll per employee			X	X													
Employees per establishment			X	X													
Counties ranked by volume of receipts																	X
Places ranked by volume of receipts														X			

Users' Guide for Locating Statistics in the 1992 Census of Service Industries Reports

Report and geographic area	Information shown in reports by kind of business or industry category										
	Number of establishments	Receipts/Revenue (\$1,000)	Payroll (\$1,000)	Number of employees	Selected ratios	Receipts/revenue lines	Receipts size and employment size of establishments and firms	Concentration ratios of largest firms	Single units and multi-units	Legal form of organization	Selected topics
GEOGRAPHIC AREA SERIES											
United States	X	X	X	X	X						
State	X	X	X	X	X						
CMSA, PMSA, MSA	X	X	X	X							
County	X	X	X	X							
Place	X	X	X	X							
NONEMPLOYER STATISTICS SERIES											
United States	X	X									
State	X	X									
CMSA, PMSA, MSA	X	X									
County	X	X									
Place	X	X									
ESTABLISHMENT AND FIRM SIZE (INCLUDING LEGAL FORM OF ORGANIZATION)											
United States	X	X	X	X			X	X	X	X	
CAPITAL EXPENDITURES, DEPRECIABLE ASSETS, AND OPERATING EXPENSES											
United States		X	X								X
RECEIPTS/REVENUE LINES											
United States	X	X				X					
State	X	X				X					
CMSA, PMSA, MSA	X	X				X					
HOTELS, MOTELS, AND OTHER LODGING PLACES											
United States	X	X	X	X		X					X
State	X	X	X	X		X					X
CMSA, PMSA, MSA	X	X				X					X

Report and geographic area	Information shown in reports by kind of business or industry category										
	Number of establishments	Receipts/Revenue (\$1,000)	Payroll (\$1,000)	Number of employees	Selected ratios	Receipts/revenue lines	Receipts size and employment size of establishments and firms	Concentration ratios of largest firms	Single units and multi-units	Legal form of organization	Selected topics
ZIP CODES											
United States	X	X	X	X							
State	X	X	X	X							
MISCELLANEOUS SUBJECTS											
United States	X	X	X	X							X
State	X	X									X
CMSA, PMSA, MSA	X	X									X

Contents

Minnesota

[Page numbers listed here omit the prefix that appears as part of the number of each page]

	Page
Introduction to the Economic Census	III
Census of Service Industries	V
Users' Guide for Locating Statistics in This Report by Table Number	VIII
Users' Guide for Locating Statistics in the 1992 Census of Service Industries Reports ...	IX
Summary of Findings	2

FIGURES

1. Percent Change in Receipts and Annual Payroll for Establishments of Firms Subject to Federal Income Tax: 1987 to 1992	3
2. Annual Payroll per Employee for Establishments of Firms Subject to Federal Income Tax: 1992 and 1987	4
Maps	5

TABLES

1a. Summary Statistics for Firms Subject to Federal Income Tax for the State: 1992 ..	7
1b. Summary Statistics for Firms Exempt From Federal Income Tax for the State: 1992	11
2a. Selected Ratios for Firms Subject to Federal Income Tax for the State: 1992	12
2b. Selected Ratios for Firms Exempt From Federal Income Tax for the State: 1992 ..	15
3a. Comparative Statistics for Firms Subject to Federal Income Tax for the State: 1992 and 1987	15
3b. Comparative Statistics for Firms Exempt From Federal Income Tax for the State: 1992 and 1987	19
4. Summary Statistics for Firms Subject to Federal Income Tax for Counties and for Places With 2,500 Inhabitants or More: 1992	20
5. Summary Statistics for Firms Subject to Federal Income Tax for Places With 350 Establishments or More: 1992	30
6. Summary Statistics for Firms Subject to Federal Income Tax for Counties With 350 Establishments or More: 1992	51
7a. Summary Statistics for Firms Subject to Federal Income Tax for Metropolitan Areas: 1992	68
7b. Summary Statistics for Firms Exempt From Federal Income Tax for Metropolitan Areas: 1992	79
8a. Summary Statistics for Firms Subject to Federal Income Tax for the Area Outside Metropolitan Areas: 1992	83
8b. Summary Statistics for Firms Exempt From Federal Income Tax for the Area Outside Metropolitan Areas: 1992	86
9. Places With 2,500 Inhabitants or More Ranked by Volume of Receipts of Firms Subject to Federal Income Tax: 1992	87
10. Counties Ranked by Volume of Receipts of Firms Subject to Federal Income Tax: 1992	88

APPENDIXES

A. General Explanation	A-1
B. Sample Report Form and Instructions	B-1
C. Kind-of-Business Titles and Reporting-Form Numbers	C-1
D. Metropolitan Areas	D-1
E. Percent of Receipts/Revenue Based on Administrative Records and Estimation for the State: 1992	E-1
F. Geographic Notes	F-1
G. Establishments in Business Any Time During Year and Establishments in Business at End of Year for the State: 1992 and 1987	G-1

Publication Program

Inside back cover

Summary of Findings

FIRMS SUBJECT TO FEDERAL INCOME TAX

Data from the 1992 Census of Service Industries show that Minnesota's 31,004 service industries establishments of firms with payroll that were subject to Federal income tax had receipts totaling \$18.8 billion. The 1992 data represent an increase of 61.5 percent in receipts for the State since 1987.

For establishments with payroll in 1992, receipts of offices and clinics of medical doctors totaled \$2.0 billion, compared with \$1.4 billion in 1987. Other leading service kinds of business in 1992 were computer programming, data processing, and other computer related services with \$2.2 billion in receipts, legal services with \$1.5 billion, and hotels and motels with \$743.8 million.

There were 349,240 paid employees (full- and part-time) working in service industries in the State as of mid-March 1992, compared with 294,807 employees in 1987. Large employers included help supply services with 32,106 employees, nursing and personal care facilities with 25,213 employees, and offices and clinics of doctors of medicine with 21,808 employees.

ORGANIZATIONS EXEMPT FROM FEDERAL INCOME TAX

Data for the census show that Minnesota's 5,626 service industries establishments of firms and other organizations with payroll that were exempt from Federal income tax had revenue totaling \$9.7 billion and expenses of \$9.2 billion in 1992. The 1992 data represent an increase of 65.7 percent in expenses since 1987.

For establishments with payroll in 1992, revenue of hospitals totaled \$4.7 billion, compared with \$3.1 billion in 1987. Other leading classifications in 1992 were clinics of doctors of medicine and dentists with revenue of \$1.4 billion, and nursing and personal care facilities with \$724.2 million.

There were 208,341 paid employees (full- and part-time) as of mid-March 1992, compared with 170,632 employees in 1987. Hospitals had 86,423 employees; nursing and personal care facilities, 28,650 employees; and civic, social, and fraternal associations, 15,638 employees.

Figure 1. **Percent Change in Receipts and Annual Payroll for Establishments of Firms Subject to Federal Income Tax: 1987 to 1992**

(Includes only establishments with payroll. For meaning of abbreviations and symbols, see introductory text)

Receipts 
Payroll 

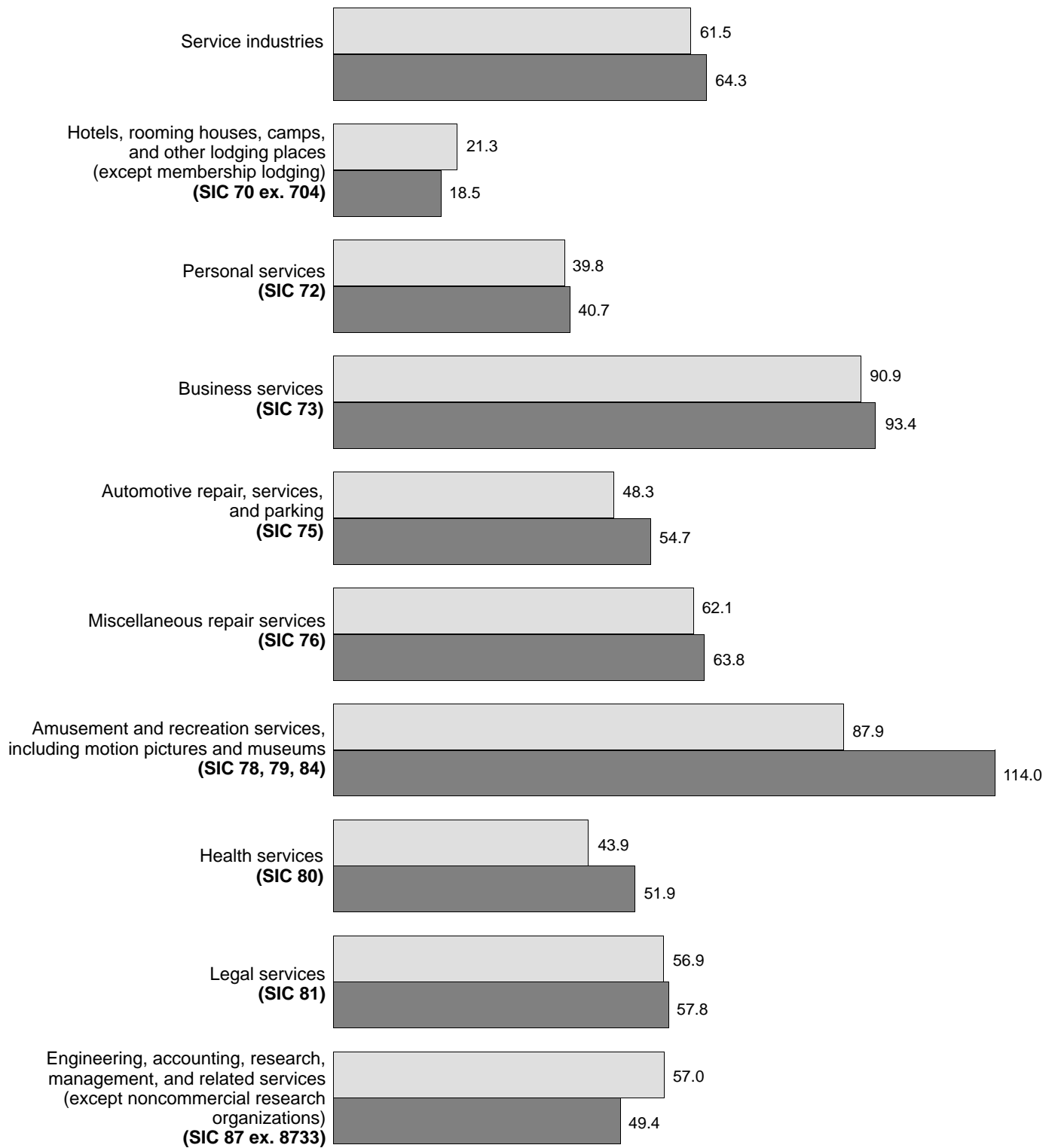




Figure 2. **Annual Payroll per Employee for Establishments of Firms Subject to Federal Income Tax: 1992 and 1987**

(In dollars. For meaning of abbreviations and symbols, see introductory text)

1992 
1987 

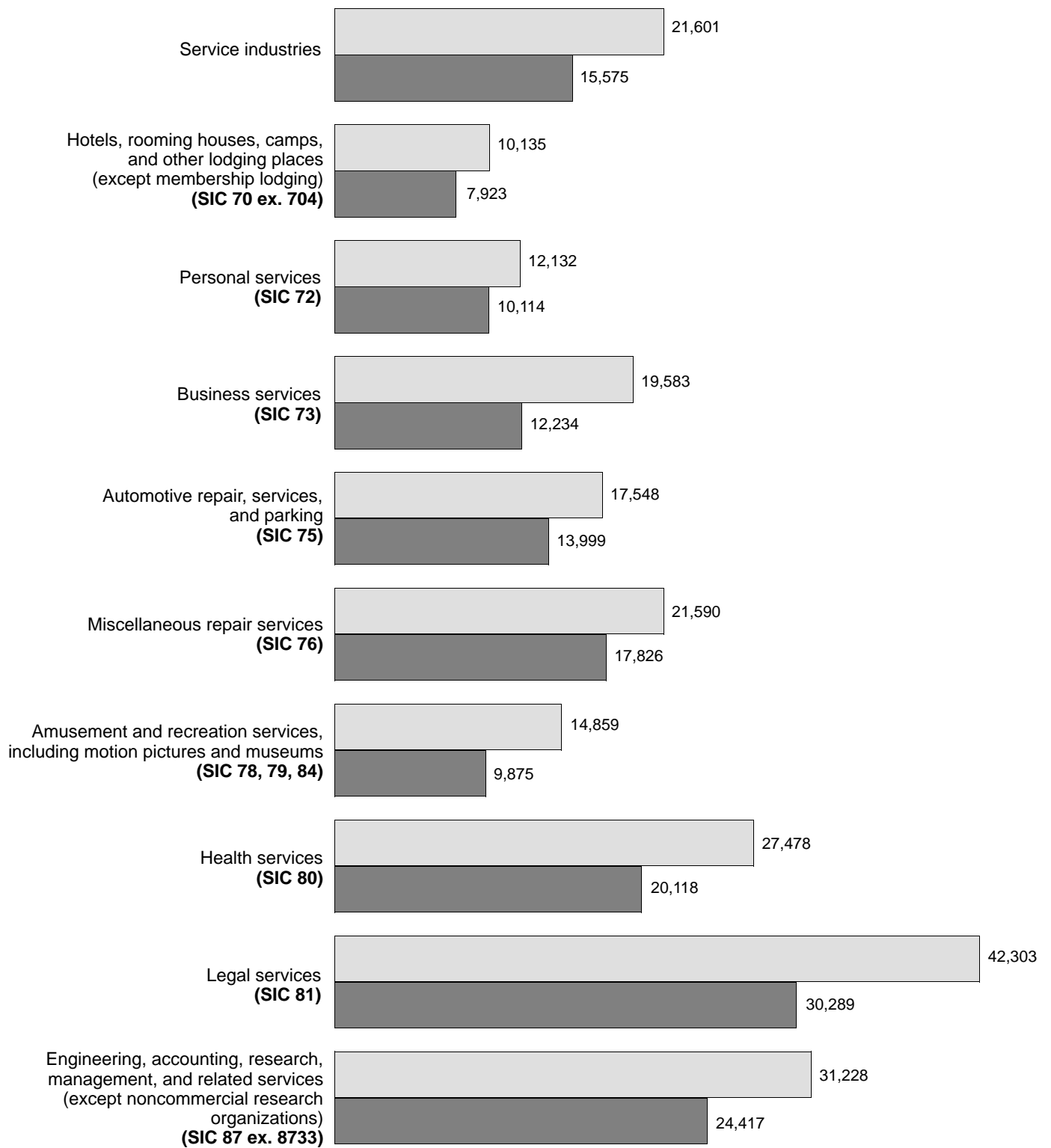




Table 1a. Summary Statistics for Firms Subject to Federal Income Tax for the State: 1992

[Includes only establishments with payroll. For meaning of abbreviations and symbols, see introductory text. For explanation of terms and comparability of 1987 and 1992 censuses, see appendix A]

SIC code	Kind of business or operation	Establishments (number)	Receipts (\$1,000)	Annual payroll (\$1,000)	First-quarter payroll (\$1,000)	Paid employees for pay period including March 12 (number)
	Total	31 004	18 764 207	7 543 950	1 691 032	349 240
70 ex. 704	Hotels, rooming houses, camps, and other lodging places (except membership lodging)	1 110	793 253	216 469	49 103	21 359
	Hotels and motels	820	743 806	206 990	47 725	20 402
7011	Hotels	300	550 410	162 275	38 165	14 182
7011 pt.	Hotels, 25 guestrooms or more	202	538 290	160 494	37 857	13 864
7011 pt.	Hotels, less than 25 guestrooms	98	12 120	1 781	308	318
7011 pt.	Motels, motor hotels, and tourist courts	520	193 396	44 715	9 560	6 220
7011 pt.	Motels, tourist courts	456	141 458	30 586	6 370	4 412
7011 pt.	Motor hotels	64	51 938	14 129	3 190	1 808
702, 3	Other lodging places	290	49 447	9 479	1 378	957
702	Rooming and boarding houses	66	12 948	2 945	723	396
703	Camps and recreational vehicle parks	224	36 499	6 534	655	561
7032	Sporting and recreational camps	140	25 925	4 903	492	356
7033	Recreational vehicle parks and campsites	84	10 574	1 631	163	205
72	Personal services	3 681	920 704	330 617	80 089	27 252
721	Laundry, cleaning, and garment services	769	248 302	87 620	20 197	6 883
7211	Power laundries, family and commercial*	29	12 143	5 334	1 382	446
7213	Linen supply*	22	40 450	16 562	3 821	838
7215	Coin-operated laundries and drycleaning	149	23 873	4 827	1 122	625
7215 pt.	Coin-operated laundries and drycleaning stores	142	(D)	(D)	(D)	FF
7215 pt.	Coin-operated laundry routes	7	(D)	(D)	(D)	BB
7216	Drycleaning plants, except rug cleaning*	291	72 772	26 823	6 237	2 676
7217	Carpet and upholstery cleaning	126	22 487	7 095	1 551	825
7218	Industrial laundries*	22	59 810	20 984	4 728	971
7212, 9	Other laundry, cleaning, and garment services*	130	16 767	5 995	1 356	502
7212	Garment pressing, and agents for laundries and drycleaners	37	5 082	1 040	210	129
7219	Laundry and garment services, n.e.c.*	93	11 685	4 955	1 146	373
722	Photographic studios, portrait	264	206 963	70 748	17 203	3 612
723, 4	Beauty and barber shops	1 756	252 602	112 286	26 912	10 520
723	Beauty shops	1 708	242 188	108 839	26 017	10 344
724	Barber shops	48	10 414	3 447	895	176
725	Shoe repair shops and shoeshine parlors	56	5 543	1 594	384	144
726	Funeral service and crematories	303	125 570	34 151	7 841	1 420
729	Miscellaneous personal services	533	81 724	24 218	7 552	4 673
7291	Tax return preparation services	200	20 222	7 496	3 023	1 851
7299	Miscellaneous personal services, n.e.c.	333	61 502	16 722	4 529	2 822
7299 pt.	Massage parlors, tanning salons, and saunas	123	8 539	2 311	554	518
7299 pt.	Other personal services	210	52 963	14 411	3 975	2 304
7299 pt.	Diet and weight reducing services	57	23 547	4 853	1 793	1 202
7299 pt.	Formal wear rental	35	11 618	2 410	541	236
7299 pt.	Other personal services, n.e.c.	118	17 798	7 148	1 641	866
73	Business services	5 769	5 290 057	2 091 468	486 213	106 800
731	Advertising	444	458 847	173 776	41 265	4 666
7311	Advertising agencies	307	360 458	149 505	35 424	3 507
7312	Outdoor advertising services	24	35 905	7 685	1 759	239
7313	Radio, television, publishers' advertising representatives	56	28 798	7 892	1 924	308
7313 pt.	Radio, television advertising representatives	19	(D)	(D)	(D)	BB
7313 pt.	Publishers' advertising representatives	37	(D)	(D)	(D)	CC
7319	Advertising, n.e.c.	57	33 686	8 694	2 158	612
732	Consumer credit reporting agencies, mercantile reporting agencies, and adjustment and collection agencies	152	179 564	70 895	16 929	3 403
7322	Adjustment and collection services	122	111 310	55 143	13 286	2 470
7323	Credit reporting services	30	68 254	15 752	3 643	933
733	Mailing, reproduction, commercial art and photography, and stenographic services	783	379 232	126 239	28 337	5 488
7331	Direct mail advertising services	95	120 075	41 160	9 340	1 943
7331 pt.	Mailing list compilers, brokers, and managers	25	(D)	(D)	(D)	CC
7334	Direct mail advertising services, except mailing list services	70	(D)	(D)	(D)	GG
7334 pt.	Photocopying and duplicating services	70	62 588	16 742	4 133	961
7334 pt.	Blueprinting and photocopying services	66	(D)	(D)	(D)	FF
7334 pt.	Duplicating services, except printing and photocopying	4	(D)	(D)	(D)	AA
7335, 6	Commercial photography, art, and graphics	452	167 962	57 128	12 404	1 860
7335	Commercial photography	105	36 819	10 973	2 303	376
7336	Commercial art and graphic design	347	131 143	46 155	10 101	1 484
7336 pt.	Commercial art	74	15 627	5 540	1 195	199
7336 pt.	Graphic arts and related design	273	115 516	40 615	8 906	1 285
7338	Secretarial and court reporting services	166	28 607	11 209	2 460	724
734	Services to dwellings and other buildings	940	261 916	135 197	32 853	15 912
7342	Disinfecting and pest control services	33	25 222	11 304	2 196	372
7349	Building cleaning and maintenance services, n.e.c.	907	236 694	123 893	30 657	15 540
735	Miscellaneous equipment rental and leasing	300	281 944	74 314	17 482	3 148
7352	Medical equipment rental and leasing	33	47 837	10 520	2 800	483
7353	Heavy construction equipment rental and leasing	25	12 476	3 422	597	94
7353 pt.	Rental and leasing of heavy construction equipment without operators	14	6 831	1 816	337	58
7353 pt.	Rental and leasing of heavy construction equipment with operators	11	5 645	1 606	260	36
7359	Equipment rental and leasing, n.e.c.	242	221 631	60 372	14 085	2 571
7359 pt.	Equipment rental	209	145 548	40 030	9 699	1 928
7359 pt.	Rent-to-own	22	8 812	1 572	391	119
7359 pt.	Equipment rental, except rent-to-own	187	136 736	38 458	9 308	1 809
7359 pt.	Equipment leasing, except finance leasing	33	76 083	20 342	4 386	643

Table 1a. Summary Statistics for Firms Subject to Federal Income Tax for the State: 1992—Con.

[Includes only establishments with payroll. For meaning of abbreviations and symbols, see introductory text. For explanation of terms and comparability of 1987 and 1992 censuses, see appendix A]

SIC code	Kind of business or operation	Establishments (number)	Receipts (\$1,000)	Annual payroll (\$1,000)	First-quarter payroll (\$1,000)	Paid employees for pay period including March 12 (number)
73	Business services—Con.					
736	Personnel supply services -----	537	610 540	419 868	86 093	32 945
7361	Employment agencies -----	195	52 906	26 323	5 111	839
7363	Help supply services -----	342	557 634	393 545	80 982	32 106
7363 pt.	Temporary help supply -----	290	477 115	335 975	69 016	29 724
7363 pt.	Help supply, except temporary -----	52	80 519	57 570	11 966	2 382
7363 pt.	Employee leasing -----	25	16 683	11 371	2 643	601
7363 pt.	Other help supply services -----	27	63 836	46 199	9 323	1 781
737	Computer programming, data processing, and other computer related services -----	1 330	2 183 973	776 141	189 327	20 702
7371, 2, 3	Computer programming, prepackaged software, and integrated systems -----	851	1 199 947	458 672	111 403	10 748
7371	Computer programming services -----	588	615 088	287 344	70 489	6 159
7372	Prepackaged software -----	145	283 431	84 420	20 738	2 097
7373	Computer integrated systems -----	118	301 428	86 908	20 176	2 492
7374, 5, 6	Data processing services -----	180	595 649	171 706	42 863	5 900
7374, 5	Computer processing, information retrieval -----	171	(D)	(D)	(D)	II
7374	Computer processing and data preparation and processing services -----	146	539 743	153 030	38 161	5 325
7375	Information retrieval services -----	25	(D)	(D)	(D)	EE
7376	Computer facilities management services -----	9	(D)	(D)	(D)	BB
7377, 8, 9	Computer rental and leasing, maintenance, and related services, n.e.c. -----	299	388 377	145 763	35 061	4 054
7377	Computer rental and leasing -----	20	(D)	(D)	(D)	CC
7378	Computer maintenance and repair -----	86	258 803	99 522	24 997	2 878
7379	Computer related services, n.e.c. -----	193	(D)	(D)	(D)	GG
7379 pt.	Computer consultants -----	152	60 894	32 365	6 920	639
7379 pt.	Miscellaneous computer services, n.e.c. -----	41	(D)	(D)	(D)	EE
738	Miscellaneous business services -----	1 283	934 041	315 038	73 927	20 536
7381, 2	Detective agencies and protective services -----	162	140 892	79 715	19 037	5 680
7381	Detective, guard, and armored car services -----	132	97 646	63 082	14 937	5 044
7381 pt.	Detective agencies and guard services -----	123	90 891	59 835	14 160	4 837
7381 pt.	Armored car services -----	9	6 755	3 247	777	207
7382	Security systems services -----	30	43 246	16 633	4 100	636
7383	News syndicates -----	11	6 627	1 572	365	44
7384	Photofinishing laboratories* -----	126	118 020	37 669	9 079	2 374
7384 pt.	Photofinishing laboratories, except "one-hour" (mini) labs* -----	59	85 167	29 164	6 871	1 526
7384 pt.	One-hour (mini) photofinishing* -----	67	32 853	8 505	2 208	848
7389	Business services, n.e.c. -----	984	668 502	196 082	45 446	12 438
7389 pt.	Sign painting shops -----	50	9 656	3 282	822	198
7389 pt.	Interior designing -----	98	28 406	6 087	1 279	281
7389 pt.	Telephone answering services -----	45	9 631	4 032	896	322
7389 pt.	Other business services -----	791	620 809	182 681	42 449	11 637
7389 pt.	Water softening and conditioning services -----	94	58 013	15 976	3 767	760
7389 pt.	Packaging and labeling services -----	53	91 030	30 252	7 143	2 200
7389 pt.	Trading stamp services -----	1	(D)	(D)	(D)	BB
7389 pt.	Miscellaneous business services -----	643	(D)	(D)	(D)	II
7389 pt.	Convention and trade show services -----	45	44 395	13 351	3 120	748
7389 pt.	Private mail centers -----	31	(D)	(D)	(D)	BB
7389 pt.	Miscellaneous business services, n.e.c. -----	567	417 895	121 500	28 077	7 799
75	Automotive repair, services, and parking -----	2 782	1 181 317	274 134	64 882	15 622
751	Automotive rental and leasing, without drivers -----	146	269 401	41 303	9 742	1 876
7513	Truck rental and leasing, without drivers -----	74	100 837	23 902	5 408	937
7513 pt.	Truck rental, without drivers -----	34	51 135	17 260	3 790	652
7513 pt.	Truck leasing, except finance leasing -----	40	49 702	6 642	1 618	285
7514, 5	Passenger car rental and leasing -----	68	166 667	17 237	4 304	929
7514	Passenger car rental -----	50	(D)	(D)	(D)	FF
7515	Passenger car leasing -----	18	(D)	(D)	(D)	BB
7519	Utility trailer and recreational vehicle rental -----	4	1 897	164	30	10
752	Automobile parking -----	152	79 942	13 870	3 446	1 061
7521 pt.	Parking lots -----	99	(D)	(D)	(D)	EE
7521 pt.	Parking structures -----	53	(D)	(D)	(D)	FF
753	Automotive repair shops -----	2 084	708 980	185 525	43 281	8 790
7532	Top, body, and upholstery repair shops and paint shops -----	651	233 744	64 577	15 271	2 910
7532 pt.	Top and body repair shops -----	612	225 076	62 189	14 820	2 780
7532 pt.	Paint shops -----	39	8 668	2 388	451	130
7538	General automotive repair shops -----	1 014	308 631	77 076	18 177	3 998
7538 pt.	General automotive repair shops, except diesel -----	879	238 539	57 920	13 449	3 049
7538 pt.	Diesel repair shops -----	135	70 092	19 156	4 728	949
7533, 4, 6, 7, 9	Other automotive repair shops -----	419	166 605	43 872	9 833	1 882
7533	Automotive exhaust system repair shops -----	88	39 896	10 550	2 269	429
7534	Tire retreading and repair shops -----	12	12 434	2 646	588	112
7536	Automotive glass replacement shops -----	111	52 369	13 006	2 804	534
7537	Automotive transmission repair shops -----	76	20 554	5 697	1 336	265
7539	Automotive repair shops, n.e.c. -----	132	41 352	11 973	2 836	542
7539 pt.	Radiator repair -----	32	5 873	1 420	337	98
7539 pt.	Brake, front end, and wheel alignment -----	41	16 161	5 231	1 223	200
7539 pt.	Automotive electrical and fuel system services -----	36	8 547	2 705	668	120
7539 pt.	Carburetor repair shops -----	13	(D)	(D)	(D)	BB
7539 pt.	Automotive electrical repair shops -----	23	(D)	(D)	(D)	BB
7539 pt.	Other automotive repair shops, n.e.c. -----	23	10 771	2 617	608	124
754	Automotive services, except repair -----	400	122 994	33 436	8 413	3 895
7542	Carwashes -----	213	58 501	17 574	4 621	2 432
7549	Automotive services, except repair and carwashes -----	187	64 493	15 862	3 792	1 463
7549 pt.	Lubrication shops -----	77	29 252	6 202	1 557	650
7549 pt.	Other automotive services -----	110	35 241	9 660	2 235	813
7549 pt.	Towing services -----	68	21 446	6 264	1 515	488
7549 pt.	Other automotive services, n.e.c. -----	42	13 795	3 396	720	325

Table 1a. Summary Statistics for Firms Subject to Federal Income Tax for the State: 1992—Con.

[Includes only establishments with payroll. For meaning of abbreviations and symbols, see introductory text. For explanation of terms and comparability of 1987 and 1992 censuses, see appendix A]

SIC code	Kind of business or operation	Establishments (number)	Receipts (\$1,000)	Annual payroll (\$1,000)	First-quarter payroll (\$1,000)	Paid employees for pay period including March 12 (number)
76	Miscellaneous repair services	1 270	457 493	136 727	31 376	6 333
762	Electrical repair shops	304	130 690	43 573	10 590	2 038
7622	Radio and television repair shops	86	24 589	7 589	1 924	407
7623, 9	Other electrical and electronic repair shops	218	106 101	35 984	8 666	1 631
7623	Refrigeration and air-conditioning service and repair shops	46	27 358	7 759	1 890	311
7629	Electrical and electronic repair shops, n.e.c.	172	78 743	28 225	6 776	1 320
763	Watch, clock, and jewelry repair	22	3 676	1 299	323	72
764	Reupholstery and furniture repair	117	16 079	5 037	1 075	340
769	Miscellaneous repair and related services	827	307 048	86 818	19 388	3 883
7692	Welding repair	126	51 709	15 871	3 012	665
7694	Armature rewinding shops	44	26 741	6 180	1 894	249
7699	Repair shops and related services, n.e.c.	657	228 598	64 767	14 482	2 969
7699 pt.	Farm machinery and equipment repair	66	14 810	2 458	532	182
7699 pt.	Lawnmower and other small gasoline engine repair	54	9 877	1 502	308	105
7699 pt.	Sewer and septic tank cleaning services	55	17 765	5 994	1 403	296
7699 pt.	Other repair and related services, n.e.c.	482	186 146	54 813	12 239	2 386
78, 79, 84	Amusement and recreation services, including motion pictures and museums	2 284	1 273 978	419 603	83 790	28 239
781, 2	Motion picture production, distribution, and services	193	181 233	40 292	9 396	1 412
7812 pt.	Motion picture production, except for television	84	41 024	12 751	2 939	436
7812 pt.	Motion picture and tape production for television	45	(D)	(D)	(D)	EE
7819	Services allied to motion picture production	44	32 638	9 023	2 167	411
7822 pt.	Motion picture film and tape distributors	19	(D)	(D)	(D)	EE
7822 pt.	Motion picture film exchanges	12	(D)	(D)	(D)	CC
7822 pt.	Video tape wholesalers	7	(D)	(D)	(D)	CC
7822 pt.	Film and tape distribution for television	1	(D)	(D)	(D)	AA
7829	Services allied to motion picture distribution	—	—	—	—	—
783	Motion picture theaters	141	87 427	11 772	2 729	2 006
7832	Motion picture theaters, except drive-in	133	86 354	11 627	2 718	1 998
7833	Drive-in motion picture theaters	8	1 073	145	11	8
784	Video tape rental	467	79 477	17 374	3 924	2 980
792	Theatrical producers (except motion picture), bands, orchestras, and entertainers	149	105 499	28 482	4 795	1 196
7922	Theatrical producers (except motion picture) and miscellaneous theatrical services	73	71 880	17 587	3 002	742
7922 pt.	Producers of live theatrical productions	23	49 494	11 262	1 911	483
7922 pt.	Producers of radio and television shows, except tape producers	6	1 325	353	107	28
7922 pt.	Artists' and entertainers' managers or agents, concert bureaus, booking agents	26	(D)	(D)	(D)	CC
7922 pt.	Other theatrical services	18	(D)	(D)	(D)	CC
7929	Bands, orchestras, actors, and other entertainers and entertainment groups	76	33 619	10 895	1 793	454
7929 pt.	Dance groups and artists	1	(D)	(D)	(D)	AA
7929 pt.	Symphony orchestras, opera companies, and chamber music organizations	—	—	—	—	—
7929 pt.	Other music and entertainment presentations	75	(D)	(D)	(D)	EE
7929 pt.	Other music groups and artists	40	(D)	(D)	(D)	CC
7929 pt.	Other entertainers and entertainment groups	35	22 239	6 369	975	204
793	Bowling centers	200	71 265	19 448	5 565	3 018
79 ex. 792, 3, 84	Commercial sports and other amusement and recreation services, including museums	1 134	749 077	302 235	57 381	17 627
794	Commercial sports	41	95 449	113 164	18 356	1 553
7941	Professional sports clubs, managers, promoters	17	(D)	(D)	(D)	GG
7941 pt.	Baseball clubs	1	(D)	(D)	(D)	CC
7941 pt.	Football clubs	1	(D)	(D)	(D)	BB
7941 pt.	Other professional sports clubs	2	(D)	(D)	(D)	EE
7941 pt.	Managers and promoters	13	(D)	(D)	(D)	FF
7948	Racing, including track operation	24	(D)	(D)	(D)	CC
7948 pt.	Auto racetrack operation	15	(D)	(D)	(D)	BB
7948 pt.	Horse racetrack operation	1	(D)	(D)	(D)	CC
7948 pt.	Dog racetrack operation	—	—	—	—	—
7948 pt.	Racing stables and racing, n.e.c.	8	(D)	(D)	(D)	BB
79 ex. 792, 3, 4, 84	Other amusement and recreation services, including museums	1 093	653 628	189 071	39 025	16 074
791	Dance studios, schools, and halls	106	14 404	3 451	792	598
7991	Physical fitness facilities	136	66 383	21 941	5 591	2 570
7991 pt.	Physical fitness centers, except gymnasiums and athletic clubs	107	45 319	14 531	3 697	1 726
7991 pt.	Gymnasiums and athletic clubs	29	21 064	7 410	1 894	844
7992	Public golf courses	95	28 049	7 532	743	351
7993	Coin-operated amusement devices	71	31 005	6 418	1 652	560
7996	Amusement parks	31	31 756	5 602	435	193
7997	Membership sports and recreation clubs	194	127 677	42 718	9 047	3 815
7999, 84	Amusement and recreation services, including museums, n.e.c.	460	354 354	101 409	20 765	7 987
7999 pt.	Concession operators of amusement devices and rides	16	2 545	533	57	26
7999 pt.	Carnivals, circuses, and fairs	14	5 355	1 315	209	60
7999 pt.	Carnivals and circuses	10	(D)	(D)	(D)	BB
7999 pt.	Fairs	4	(D)	(D)	(D)	BB
7999 pt., 84	Other recreation and amusements, including museums	430	346 454	99 561	20 499	7 901
84	Museums, art galleries, and botanical and zoological gardens	6	1 457	636	157	33
841	Museums and art galleries	5	(D)	(D)	(D)	BB
842	Arboreta and botanical or zoological gardens	1	(D)	(D)	(D)	AA
7999 pt.	Roller skating rinks	28	5 616	1 397	391	389
7999 pt.	Ice skating rinks	10	2 210	289	97	68
7999 pt.	Other amusement and recreation services, n.e.c.	386	337 171	97 239	19 854	7 411

Table 1a. Summary Statistics for Firms Subject to Federal Income Tax for the State: 1992—Con.

[Includes only establishments with payroll. For meaning of abbreviations and symbols, see introductory text. For explanation of terms and comparability of 1987 and 1992 censuses, see appendix A]

SIC code	Kind of business or operation	Establishments (number)	Receipts (\$1,000)	Annual payroll (\$1,000)	First-quarter payroll (\$1,000)	Paid employees for pay period including March 12 (number)
80	Health services	5 908	4 105 346	2 082 839	458 768	75 799
801	Offices and clinics of doctors of medicine	1 480	1 964 322	1 134 314	239 022	21 808
8011 pt.	Offices of doctors of medicine	1 434	1 896 402	1 100 605	231 840	20 783
8011 pt.	General medical clinics	46	67 920	33 709	7 182	1 025
802	Offices and clinics of dentists	2 010	686 914	276 962	61 329	11 646
8021 pt.	Offices of dentists	1 998	(D)	(D)	(D)	JJ
8021 pt.	Dental clinics	12	(D)	(D)	(D)	EE
803	Offices and clinics of doctors of osteopathy	16	(D)	(D)	(D)	BB
8031 pt.	Offices of osteopathic physicians	16	(D)	(D)	(D)	BB
8031 pt.	Osteopathic clinics	—	—	—	—	—
804	Offices and clinics of other health practitioners	1 526	345 495	118 333	26 975	6 188
8041	Offices and clinics of chiropractors	824	160 994	47 335	10 536	2 668
8042	Offices and clinics of optometrists	281	71 690	18 669	4 247	1 073
8043	Offices and clinics of podiatrists	60	12 440	4 336	858	188
8049	Offices and clinics of health practitioners, n.e.c.	361	100 371	47 993	11 334	2 259
805	Nursing and personal care facilities	390	675 562	360 538	88 621	25 213
8051	Skilled nursing care facilities	197	591 538	314 375	77 663	21 331
8052	Intermediate care facilities	173	76 452	43 094	10 456	3 697
8059	Nursing and personal care facilities, n.e.c.	20	7 572	3 069	502	185
806	Hospitals	1	(D)	(D)	(D)	CC
8062	General medical and surgical hospitals	—	—	—	—	—
8063, 9	Specialty hospitals	1	(D)	(D)	(D)	CC
8063	Psychiatric hospitals	1	(D)	(D)	(D)	CC
8069	Specialty hospitals, except psychiatric	—	—	—	—	—
807, 8, 9	Other health services	485	417 664	185 485	41 260	10 667
807	Medical and dental laboratories	209	154 155	57 852	12 519	2 147
8071	Medical laboratories	61	95 899	29 970	6 079	917
8072	Dental laboratories	148	58 256	27 882	6 440	1 230
808	Home health care services	108	141 816	76 824	17 411	6 286
809	Miscellaneous health and allied services, n.e.c.	168	121 693	50 809	11 330	2 234
8092	Kidney dialysis centers	1	(D)	(D)	(D)	AA
8093	Specialty outpatient facilities, n.e.c.	132	95 094	43 155	9 580	1 933
8099	Health and allied services, n.e.c.	35	(D)	(D)	(D)	EE
81	Legal services	2 040	1 548 891	674 739	136 048	15 950
823, 4, 9	Selected educational services	289	133 959	45 594	10 598	2 377
823	Libraries	3	(D)	(D)	(D)	AA
824	Vocational schools	61	71 623	25 690	6 006	1 120
8243	Data processing schools	20	(D)	(D)	(D)	CC
8244	Business and secretarial schools	13	16 181	6 779	1 517	364
8249	Vocational schools, n.e.c.	28	(D)	(D)	(D)	FF
829	Schools and educational services, n.e.c.	225	(D)	(D)	(D)	GG
83	Social services	1 488	358 149	157 223	37 492	13 791
835	Child day care services	753	102 489	43 595	10 308	5 247
832, 3, 6, 9	Other social services	735	255 660	113 628	27 184	8 544
832	Individual and family social services	168	75 581	29 123	6 977	1 635
833	Job training and vocational rehabilitation services	99	43 813	22 888	5 063	1 021
836	Residential care	425	127 565	58 628	14 483	5 677
839	Social services, n.e.c.	43	8 701	2 989	661	211
87 ex. 8733	Engineering, accounting, research, management, and related services (except noncommercial research organizations)	4 139	2 577 290	1 067 170	242 006	34 173
871	Engineering, architectural, and surveying services	1 085	840 469	384 132	82 160	10 608
8711	Engineering services	676	557 136	257 622	56 027	7 067
8712	Architectural services	302	258 436	114 122	23 600	3 055
8713	Surveying services	107	24 897	12 388	2 533	486
872	Accounting, auditing, and bookkeeping services	1 365	609 469	244 298	60 002	9 898
873 ex. 8733	Research, development, and testing services (except noncommercial research organizations)	247	228 821	91 274	21 582	3 455
8731	Commercial physical and biological research	74	60 375	24 169	6 067	593
8731 pt.	Commercial physical research	34	23 125	9 217	2 689	221
8731 pt.	Commercial medical and biological research	40	37 250	14 952	3 378	372
8732	Commercial economic, sociological, and educational research	108	92 948	33 753	7 213	1 771
8734	Testing laboratories	65	75 498	33 352	8 302	1 091
874	Management and public relations services	1 442	898 531	347 466	78 262	10 212
8741	Management services	323	343 287	132 347	29 992	4 097
8742	Management consulting services	756	350 770	138 023	30 848	3 524
8743	Public relations services	92	(D)	(D)	(D)	EE
8744	Facilities support management services	3	(D)	(D)	(D)	FF
8748	Business consulting services, n.e.c.	268	75 478	32 860	6 944	1 102
89	Services, n.e.c.	244	123 770	47 367	10 667	1 545
8999 pt.	Scientific and related consulting services, except environmental	53	17 987	8 178	1 736	195
8999 pt.	Other services	191	105 783	39 189	8 931	1 350
8999 pt.	Environmental consulting	49	76 241	29 531	6 814	955
8999 pt.	Authors, composers, and other arts-related services	63	19 084	6 913	1 556	232
8999 pt.	Other services, n.e.c.	79	10 458	2 745	561	163

Table 1b. Summary Statistics for Firms Exempt From Federal Income Tax for the State: 1992

[Includes only establishments with payroll. For meaning of abbreviations and symbols, see introductory text. For explanation of terms and comparability of 1987 and 1992 censuses, see appendix A]

SIC code	Kind of business or operation	Establishments (number)	Revenue (\$1,000)	Annual payroll (\$1,000)	First-quarter payroll (\$1,000)	Paid employees for pay period including March 12 (number)
	Total	5 626	9 717 732	4 346 135	1 034 486	208 341
7032, 704	Camps and membership lodging	63	17 381	4 711	772	331
7032	Sporting and recreational camps	40	(D)	(D)	(D)	CC
704	Organization hotels and lodging houses, on membership basis	23	(D)	(D)	(D)	BB
792, 7991 pt., 7997, 7999 pt., 84	Selected amusement, recreation, and related services	381	285 622	98 663	21 140	6 090
792	Theatrical producers (except motion picture), bands, orchestras, and entertainers	79	82 101	31 880	7 135	1 870
7922	Theatrical producers (except motion picture) and miscellaneous theatrical services	43	36 661	15 404	3 300	1 164
7922 pt.	Producers of live theatrical productions	36	(D)	(D)	(D)	FF
7922 pt.	Producers of radio and television shows, except tape	-	-	-	-	-
7922 pt.	Artists' and entertainers' managers or agents, concert bureaus, booking agents	-	-	-	-	-
7922 pt.	Other theatrical services	7	(D)	(D)	(D)	EE
7929	Bands, orchestras, actors, and other entertainers and entertainment groups	36	45 440	16 476	3 835	706
7929 pt.	Dance groups and artists	7	(D)	(D)	(D)	BB
7929 pt.	Symphony orchestras, opera companies, and chamber music organizations	15	42 604	15 717	3 665	624
7929 pt.	Other music groups and artists	13	1 933	434	83	40
7929 pt.	Other entertainers and entertainment groups	1	(D)	(D)	(D)	AA
7991 pt., 7997	Gymnasiums, athletic clubs, and membership sports and recreation clubs	169	102 035	33 898	6 258	2 544
7991 pt.	Gymnasiums and athletic clubs	7	(D)	(D)	(D)	CC
7997	Membership sports and recreation clubs	162	(D)	(D)	(D)	GG
7999 pt.	Fairs	54	12 105	900	135	120
84	Museums, art galleries, and botanical and zoological gardens	79	89 381	31 985	7 612	1 556
841	Museums and art galleries	77	(D)	(D)	(D)	GG
842	Arboreta and botanical or zoological gardens	2	(D)	(D)	(D)	AA
8011 pt.; 8021 pt.; 805, 6, 8, 9	Selected health services	772	7 094 215	3 532 701	842 892	140 652
8011 pt., 8021 pt.	Clinics of doctors of medicine and dentists	97	1 447 679	797 918	179 549	19 642
8011 pt.	General medical clinics	93	(D)	(D)	(D)	JJ
8021 pt.	Dental clinics	4	(D)	(D)	(D)	BB
805	Nursing and personal care facilities	321	724 217	383 608	91 857	28 650
8051	Skilled nursing care facilities	171	637 327	334 672	80 095	24 531
8052	Intermediate care facilities	135	80 992	46 307	11 157	3 927
8059	Nursing and personal care facilities, n.e.c.	15	5 898	2 629	605	192
806	Hospitals	166	4 669 274	2 238 538	545 392	86 423
8062	General medical and surgical hospitals	150	4 162 651	1 931 371	469 784	76 885
8062 pt.	General medical and surgical hospitals, nongovernment	83	2 985 230	1 336 145	324 388	53 676
8062 pt.	General medical and surgical hospitals, government	67	1 177 421	595 226	145 396	23 209
8063, 9	Specialty hospitals	16	506 623	307 167	75 608	9 538
8063	Psychiatric hospitals	7	196 637	142 598	34 381	4 024
8063 pt.	Psychiatric hospitals, nongovernment	1	(D)	(D)	(D)	BB
8063 pt.	Psychiatric hospitals, government	6	(D)	(D)	(D)	HH
8069	Specialty hospitals, except psychiatric	9	309 986	164 569	41 227	5 514
8069 pt.	Specialty hospitals, except psychiatric; nongovernment	6	205 442	94 055	23 165	3 006
8069 pt.	Specialty hospitals, except psychiatric; government	3	104 544	70 514	18 062	2 508
808, 9	Other health services	188	253 045	112 637	26 094	5 937
808	Home health care services	31	63 213	36 055	8 039	2 190
809	Miscellaneous health and allied services, n.e.c.	157	189 832	76 582	18 055	3 747
8092	Kidney dialysis centers	15	(D)	(D)	(D)	EE
8093	Specialty outpatient facilities, n.e.c.	119	93 507	55 758	13 173	2 941
8099	Health and allied services, n.e.c.	23	(D)	(D)	(D)	EE
8111 pt.	Legal aid societies and similar legal services	38	18 047	10 350	2 556	411
823, 4, 9	Selected educational services	113	71 965	20 439	4 856	1 122
823	Libraries	10	3 747	1 770	368	80
824	Vocational schools	17	7 586	3 101	774	155
8243	Data processing schools	-	-	-	-	-
8244	Business and secretarial schools	2	(D)	(D)	(D)	BB
8249	Vocational schools, n.e.c.	15	(D)	(D)	(D)	CC
829	Schools and educational services, n.e.c.	86	60 632	15 568	3 714	887
83	Social services	1 881	1 179 336	452 997	108 138	38 189
835	Child day care services	306	62 332	29 783	7 272	3 074
832, 3, 6, 9	Other social services	1 575	1 117 004	423 214	100 866	35 115
832	Individual and family social services	673	360 519	162 351	38 685	11 926
833	Job training and vocational rehabilitation services	176	167 611	81 589	18 948	10 783
836	Residential care	304	185 969	78 323	18 659	5 794
839	Social services, n.e.c.	422	402 905	100 951	24 574	6 612
861, 2, 4, 9	Selected membership organizations	2 265	957 314	194 056	46 636	20 383
861	Business associations	338	167 954	43 390	10 433	1 727
864	Civic, social, and fraternal associations	1 509	583 267	101 722	24 479	15 638
862, 9	Other membership organizations	418	206 093	48 944	11 724	3 018
862	Professional membership organizations	96	57 150	15 483	3 690	619
869	Membership organizations, n.e.c.	322	148 943	33 461	8 034	2 399

SERVICE INDUSTRIES—GEOGRAPHIC AREA SERIES

MINNESOTA MN-11

Table 1b. Summary Statistics for Firms Exempt From Federal Income Tax for the State: 1992—Con.

[Includes only establishments with payroll. For meaning of abbreviations and symbols, see introductory text. For explanation of terms and comparability of 1987 and 1992 censuses, see appendix A]

SIC code	Kind of business or operation	Establishments (number)	Revenue (\$1,000)	Annual payroll (\$1,000)	First-quarter payroll (\$1,000)	Paid employees for pay period including March 12 (number)
873, 4 ex. 8744	Research, testing, and consulting services, except facilities support management services	113	93 852	32 218	7 496	1 163
873	Research, development, and testing services	54	58 504	19 054	4 400	716
8731	Commercial physical and biological research	4	1 270	526	123	15
8732	Commercial economic, sociological, and educational research	5	(D)	(D)	(D)	AA
8733	Noncommercial research organizations	40	(D)	(D)	(D)	FF
8734	Testing laboratories	5	2 174	885	193	26
874 ex. 8744	Management and public relations services, except facilities support management services	59	35 348	13 164	3 096	447
8741	Management services	18	(D)	(D)	(D)	CC
8742	Management consulting services	14	8 497	3 412	736	89
8743	Public relations services	2	(D)	(D)	(D)	AA
8748	Business consulting services, n.e.c.	25	14 678	3 822	952	140

Table 2a. Selected Ratios for Firms Subject to Federal Income Tax for the State: 1992

[Includes only establishments with payroll. For meaning of abbreviations and symbols, see introductory text. For explanation of terms and comparability of 1987 and 1992 censuses, see appendix A]

SIC code	Kind of business or operation	Receipts		Annual payroll per employee ¹ (dollars)	Employees per establishment ¹ (number)
		Per establishment (dollars)	Per employee ¹ (dollars)		
	Total	605 219	53 729	21 601	11
70 ex. 704	Hotels, rooming houses, camps, and other lodging places (except membership lodging)	714 642	37 139	10 135	19
7011	Hotels and motels	907 080	36 458	10 146	25
7011 pt.	Hotels	1 834 700	38 810	11 442	47
7011 pt.	Hotels, 25 guestrooms or more	2 664 802	38 826	11 576	69
7011 pt.	Hotels, less than 25 guestrooms	123 673	38 113	5 601	3
7011 pt.	Motels, motor hotels, and tourist courts	371 915	31 093	7 189	12
7011 pt.	Motels, tourist courts	310 215	32 062	6 932	10
7011 pt.	Motor hotels	811 531	28 727	7 815	28
702, 3	Other lodging places	170 507	51 669	9 905	3
702	Rooming and boarding houses	196 182	32 697	7 437	6
703	Camps and recreational vehicle parks	162 942	65 061	11 647	3
72	Personal services	250 123	33 785	12 132	7
721	Laundry, cleaning, and garment services	322 889	36 075	12 730	9
7211	Power laundries, family and commercial*	418 724	27 226	11 960	15
7213	Linen supply*	1 838 636	48 270	19 764	38
7215	Coin-operated laundries and drycleaning	160 221	38 197	7 723	4
7216	Drycleaning plants, except rug cleaning*	250 076	27 194	10 024	9
7217	Carpet and upholstery cleaning	178 468	27 257	8 600	7
7218	Industrial laundries*	2 718 636	61 596	21 611	44
7212, 9	Other laundry, cleaning, and garment services*	128 977	33 400	11 942	4
7212	Garment pressing, and agents for laundries and drycleaners	137 351	39 395	8 062	3
7219	Laundry and garment services, n.e.c.*	125 645	31 327	13 284	4
722	Photographic studios, portrait	783 951	57 299	19 587	14
723, 4	Beauty and barber shops	143 851	24 012	10 674	6
723	Beauty shops	141 796	23 413	10 522	6
724	Barber shops	216 958	59 170	19 585	4
725	Shoe repair shops and shoeshine parlors	98 982	38 493	11 069	3
726	Funeral service and crematories	414 422	88 430	24 050	5
729	Miscellaneous personal services	153 328	17 489	5 183	9
7291	Tax return preparation services	101 110	10 925	4 050	9
7299	Miscellaneous personal services, n.e.c.	184 691	21 794	5 926	8
73	Business services	916 980	49 532	19 583	19
731	Advertising	1 033 439	98 338	37 243	11
7311	Advertising agencies	1 174 130	102 782	42 630	11
7312	Outdoor advertising services	1 496 042	150 230	32 155	10
7313	Radio, television, publishers' advertising representatives	514 250	93 500	25 623	6
7319	Advertising, n.e.c.	590 982	55 042	14 206	11
732	Consumer credit reporting agencies, mercantile reporting agencies, and adjustment and collection agencies	1 181 342	52 766	20 833	22
7322	Adjustment and collection services	912 377	45 065	22 325	20
7323	Credit reporting services	2 275 133	73 155	16 883	31
733	Mailing, reproduction, commercial art and photography, and stenographic services	484 332	69 102	23 003	7
7331	Direct mail advertising services	1 263 947	61 799	21 184	20
7334	Photocopying and duplicating services	894 114	65 128	17 421	14
7335, 6	Commercial photography, art, and graphics	371 597	90 302	30 714	4
7335	Commercial photography	350 657	97 923	29 184	4
7336	Commercial art and graphic design	377 934	88 371	31 102	4
7338	Secretarial and court reporting services	172 331	39 512	15 482	4
734	Services to dwellings and other buildings	278 634	16 460	8 497	17
7342	Disinfecting and pest control services	764 303	67 801	30 387	11
7349	Building cleaning and maintenance services, n.e.c.	260 964	15 231	7 973	17

See footnotes at end of table.

Table 2a. **Selected Ratios for Firms Subject to Federal Income Tax for the State: 1992** — Con.

[Includes only establishments with payroll. For meaning of abbreviations and symbols, see introductory text. For explanation of terms and comparability of 1987 and 1992 censuses, see appendix A]

SIC code	Kind of business or operation	Receipts		Annual payroll per employee ¹ (dollars)	Employees per establishment ¹ (number)
		Per establishment (dollars)	Per employee ¹ (dollars)		
73	Business services—Con.				
735	Miscellaneous equipment rental and leasing -----	939 813	89 563	23 607	10
7352	Medical equipment rental and leasing -----	1 449 606	99 041	21 781	15
7353	Heavy construction equipment rental and leasing -----	499 040	132 723	36 404	4
7359	Equipment rental and leasing, n.e.c. -----	915 831	86 204	23 482	11
736	Personnel supply services -----	1 136 946	18 532	12 745	61
7361	Employment agencies -----	271 313	63 058	31 374	4
7363	Help supply services -----	1 630 509	17 369	12 258	94
7363 pt.	Temporary help supply -----	1 645 224	16 052	11 303	102
7363 pt.	Help supply, except temporary -----	1 548 442	33 803	24 169	46
737	Computer programming, data processing, and other computer related services -----	1 642 085	105 496	37 491	16
7371, 2, 3	Computer programming, prepackaged software, and integrated systems -----	1 410 043	111 644	42 675	13
7371	Computer programming services -----	1 046 068	99 868	46 654	10
7372	Prepackaged software -----	1 954 697	135 160	40 258	14
7373	Computer integrated systems -----	2 554 475	120 958	34 875	21
7374, 5, 6	Data processing services -----	3 309 161	100 957	29 103	33
7374, 5	Computer processing, information retrieval -----	(D)	(D)	(D)	(D)
7376	Computer facilities management services -----	(D)	(D)	(D)	(D)
7377, 8, 9	Computer rental and leasing, maintenance, and related services, n.e.c. -----	1 298 920	95 801	35 955	14
7377	Computer rental and leasing -----	(D)	(D)	(D)	(D)
7378	Computer maintenance and repair -----	3 009 337	89 925	34 580	33
7379	Computer related services, n.e.c. -----	(D)	(D)	(D)	(D)
738	Miscellaneous business services -----	728 013	45 483	15 341	16
7381, 2	Detective agencies and protective services -----	869 704	24 805	14 034	35
7381	Detective, guard, and armored car services -----	739 742	19 359	12 506	38
7382	Security systems services -----	1 441 533	67 997	26 153	21
7383	News syndicates -----	602 455	150 614	35 727	4
7384	Photofinishing laboratories* -----	936 667	49 714	15 867	19
7389	Business services, n.e.c. -----	679 372	53 747	15 765	13
7389 pt.	Sign painting shops -----	193 120	48 768	16 576	4
7389 pt.	Interior designing -----	289 857	101 089	21 662	3
7389 pt.	Telephone answering services -----	214 022	29 910	12 522	7
7389 pt.	Other business services -----	784 841	53 348	15 698	15
75	Automotive repair, services, and parking -----	424 629	75 619	17 548	6
751	Automotive rental and leasing, without drivers -----	1 845 212	143 604	22 017	13
7513	Truck rental and leasing, without drivers -----	1 362 662	107 617	25 509	13
7514, 5	Passenger car rental and leasing -----	2 450 985	179 405	18 554	14
7514	Passenger car rental -----	(D)	(D)	(D)	(D)
7515	Passenger car leasing -----	(D)	(D)	(D)	(D)
7519	Utility trailer and recreational vehicle rental -----	474 250	189 700	16 400	3
752	Automobile parking -----	525 934	75 346	13 073	7
753	Automotive repair shops -----	340 202	80 658	21 106	4
7532	Top, body, and upholstery repair shops and paint shops -----	359 054	80 324	22 191	4
7532 pt.	Top and body repair shops -----	367 771	80 963	22 370	5
7532 pt.	Paint shops -----	222 256	66 677	18 369	3
7538	General automotive repair shops -----	304 370	77 196	19 279	4
7538 pt.	General automotive repair shops, except diesel -----	271 375	78 235	18 996	3
7538 pt.	Diesel repair shops -----	519 200	73 859	20 185	7
7533, 4, 6, 7, 9	Other automotive repair shops -----	397 625	88 526	23 311	4
7533	Automotive exhaust system repair shops -----	453 364	92 908	24 592	5
7534	Tire retreading and repair shops -----	1 036 167	111 018	23 625	9
7536	Automotive glass replacement shops -----	471 793	98 069	24 356	5
7537	Automotive transmission repair shops -----	270 447	77 562	21 498	3
7539	Automotive repair shops, n.e.c. -----	313 273	76 295	22 090	4
7539 pt.	Radiator repair -----	183 531	59 929	14 490	3
7539 pt.	Brake, front end, and wheel alignment -----	394 171	80 805	26 155	5
7539 pt.	Automotive electrical and fuel system services -----	237 417	71 225	22 542	3
7539 pt.	Other automotive repair shops, n.e.c. -----	468 304	86 863	21 105	5
754	Automotive services, except repair -----	307 485	31 577	8 584	10
7542	Carwashes -----	274 653	24 055	7 226	11
7549	Automotive services, except repair and carwashes -----	344 882	44 083	10 842	8
76	Miscellaneous repair services -----	360 231	72 240	21 590	5
762	Electrical repair shops -----	429 901	64 127	21 380	7
7622	Radio and television repair shops -----	285 919	60 415	18 646	5
7623, 9	Other electrical and electronic repair shops -----	486 702	65 053	22 063	7
7623	Refrigeration and air-conditioning service and repair shops -----	594 739	87 968	24 949	7
7629	Electrical and electronic repair shops, n.e.c. -----	457 808	59 654	21 383	8
763	Watch, clock, and jewelry repair -----	167 091	51 056	18 042	3
764	Reupholstery and furniture repair -----	137 427	47 291	14 815	3
769	Miscellaneous repair and related services -----	371 279	79 075	22 358	5
7692	Welding repair -----	410 389	77 758	23 866	5
7694	Armature rewinding shops -----	607 750	107 394	24 819	6
7699	Repair shops and related services, n.e.c. -----	347 942	76 995	21 814	5
78, 79, 84	Amusement and recreation services, including motion pictures and museums -----	557 784	45 114	14 859	12
781, 2	Motion picture production, distribution, and services -----	939 031	128 352	28 535	7
783	Motion picture theaters -----	620 050	43 583	5 868	14
7832	Motion picture theaters, except drive-in -----	649 278	43 220	5 819	15
7833	Drive-in motion picture theaters -----	134 125	134 125	18 125	1
784	Video tape rental -----	170 186	26 670	5 830	6

See footnotes at end of table.

SERVICE INDUSTRIES—GEOGRAPHIC AREA SERIES

MINNESOTA MN-13

Table 2a. Selected Ratios for Firms Subject to Federal Income Tax for the State: 1992 — Con.

[Includes only establishments with payroll. For meaning of abbreviations and symbols, see introductory text. For explanation of terms and comparability of 1987 and 1992 censuses, see appendix A]

SIC code	Kind of business or operation	Receipts		Annual payroll per employee ¹ (dollars)	Employees per establishment ¹ (number)
		Per establishment (dollars)	Per employee ¹ (dollars)		
78, 79, 84	Amusement and recreation services, including motion pictures and museums—Con.				
792	Theatrical producers (except motion picture), bands, orchestras, and entertainers -----	708 047	88 210	23 814	8
7922	Theatrical producers (except motion picture) and miscellaneous theatrical services -----	984 658	96 873	23 702	10
7929	Bands, orchestras, actors, and other entertainers and entertainment groups -----	442 355	74 051	23 998	6
793	Bowling centers -----	356 325	23 613	6 444	15
79 ex. 792, 3, 84	Commercial sports and other amusement and recreation services, including museums -----	660 562	42 496	17 146	16
794	Commercial sports -----	2 328 024	61 461	72 868	38
7941	Professional sports clubs, managers, promoters -----	(D)	(D)	(D)	(D)
7948	Racing, including track operation -----	(D)	(D)	(D)	(D)
79 ex. 792, 3, 4, 84	Other amusement and recreation services, including museums -----	598 013	40 664	11 763	15
791	Dance studios, schools, and halls -----	135 887	24 087	5 771	6
7991	Physical fitness facilities -----	488 110	25 830	8 537	19
7992	Public golf courses -----	295 253	79 912	21 459	4
7993	Coin-operated amusement devices -----	436 690	55 366	11 461	8
7996	Amusement parks -----	1 024 387	164 539	29 026	6
7997	Membership sports and recreation clubs -----	658 129	33 467	11 197	20
7999, 84	Amusement and recreation services, including museums, n.e.c. -----	770 335	44 366	12 697	17
7999 pt.	Concession operators of amusement devices and rides -----	159 063	97 885	20 500	2
7999 pt.	Carnivals, circuses, and fairs -----	382 500	89 250	21 917	4
7999 pt., 84	Other recreation and amusements, including museums -----	805 707	43 849	12 601	18
80	Health services -----	694 879	54 161	27 478	13
801	Offices and clinics of doctors of medicine -----	1 327 245	90 073	52 014	15
8011 pt.	Offices of doctors of medicine -----	1 322 456	91 248	52 957	14
8011 pt.	General medical clinics -----	1 476 522	66 263	32 887	22
802	Offices and clinics of dentists -----	341 748	58 983	23 782	6
803	Offices and clinics of doctors of osteopathy -----	(D)	(D)	(D)	(D)
804	Offices and clinics of other health practitioners -----	226 406	55 833	19 123	4
8041	Offices and clinics of chiropractors -----	195 381	60 343	17 742	3
8042	Offices and clinics of optometrists -----	255 125	66 813	17 399	4
8043	Offices and clinics of podiatrists -----	207 333	66 170	23 064	3
8049	Offices and clinics of health practitioners, n.e.c. -----	278 036	44 432	21 245	6
805	Nursing and personal care facilities -----	1 732 210	26 794	14 300	65
8051	Skilled nursing care facilities -----	3 002 731	27 731	14 738	108
8052	Intermediate care facilities -----	441 919	20 679	11 656	21
8059	Nursing and personal care facilities, n.e.c. -----	378 600	40 930	16 589	9
806	Hospitals -----	(D)	(D)	(D)	(D)
8062	General medical and surgical hospitals -----	(D)	(D)	(D)	(D)
8063, 9	Specialty hospitals -----	(D)	(D)	(D)	(D)
807, 8, 9	Other health services -----	861 163	39 155	17 389	22
807	Medical and dental laboratories -----	737 584	71 800	26 946	10
8071	Medical laboratories -----	1 572 115	104 579	32 683	15
8072	Dental laboratories -----	393 622	47 363	22 668	8
808	Home health care services -----	1 313 111	22 561	12 221	58
809	Miscellaneous health and allied services, n.e.c. -----	724 363	54 473	22 744	13
8092	Kidney dialysis centers -----	(D)	(D)	(D)	(D)
8093	Specialty outpatient facilities, n.e.c. -----	720 409	49 195	22 325	15
8099	Health and allied services, n.e.c. -----	(D)	(D)	(D)	(D)
81	Legal services -----	759 260	97 109	42 303	8
823, 4, 9	Selected educational services -----	463 526	56 356	19 181	8
823	Libraries -----	(D)	(D)	(D)	(D)
824	Vocational schools -----	1 174 148	63 949	22 938	18
829	Schools and educational services, n.e.c. -----	(D)	(D)	(D)	(D)
83	Social services -----	240 692	25 970	11 400	9
835	Child day care services -----	136 108	19 533	8 309	7
832, 3, 6, 9	Other social services -----	347 837	29 923	13 299	12
87 ex. 8733	Engineering, accounting, research, management, and related services (except noncommercial research organizations) -----	622 684	75 419	31 228	8
871	Engineering, architectural, and surveying services -----	774 626	79 230	36 212	10
8711	Engineering services -----	824 166	78 836	36 454	10
8712	Architectural services -----	855 748	84 594	37 356	10
8713	Surveying services -----	232 682	51 228	25 490	5
872	Accounting, auditing, and bookkeeping services -----	446 497	61 575	24 682	7
873 ex. 8733	Research, development, and testing services (except noncommercial research organizations) -----	926 401	66 229	26 418	14
8731	Commercial physical and biological research -----	815 878	101 813	40 757	8
8732	Commercial economic, sociological, and educational research -----	860 630	52 483	19 059	16
8734	Testing laboratories -----	1 161 508	69 201	30 570	17
874	Management and public relations services -----	623 114	87 988	34 025	7
8741	Management services -----	1 062 808	83 790	32 303	13
8742	Management consulting services -----	463 981	99 537	39 167	5
8743	Public relations services -----	(D)	(D)	(D)	(D)
8744	Facilities support management services -----	(D)	(D)	(D)	(D)
8748	Business consulting services, n.e.c. -----	281 634	68 492	29 819	4
89	Services, n.e.c. -----	507 254	80 110	30 658	6

¹Based on number of employees for pay period including March 12.

Table 2b. Selected Ratios for Firms Exempt From Federal Income Tax for the State: 1992

[Includes only establishments with payroll. For meaning of abbreviations and symbols, see introductory text. For explanation of terms and comparability of 1987 and 1992 censuses, see appendix A]

SIC code	Kind of business or operation	Revenue		Expenses		Annual payroll per employee ¹ (dollars)	Employees per establishment ¹ (number)
		Per establishment (dollars)	Per employee ¹ (dollars)	Per establishment (dollars)	Per employee ¹ (dollars)		
	Total	1 727 290	46 643	1 635 747	44 171	20 861	37
7032, 704	Camps and membership lodging	275 889	52 511	263 651	50 181	14 233	5
792, 7991 pt., 7997, 7999 pt., 84	Selected amusement, recreation, and related services	749 664	46 900	659 811	41 279	16 201	16
8011 pt.; 8021 pt.; 805, 6, 8, 9	Selected health services	9 189 398	50 438	8 887 319	48 780	25 117	182
8011 pt., 8021 pt., 805	Clinics of doctors of medicine and dentists	14 924 526	73 703	14 650 247	72 349	40 623	202
	Nursing and personal care facilities	2 256 128	25 278	2 171 315	24 328	13 389	89
806	Hospitals	28 128 157	54 028	27 101 747	52 057	25 902	521
8062	General medical and surgical hospitals	27 751 007	54 141	26 652 260	51 998	25 120	513
8063, 9	Specialty hospitals	31 663 938	53 116	31 315 688	52 532	32 205	596
808, 9	Other health services	1 345 984	42 622	1 298 160	41 107	18 972	32
8111 pt.	Legal aid societies and similar legal services	474 921	43 910	451 947	41 786	25 182	11
823, 4, 9	Selected educational services	636 858	64 140	614 115	61 849	18 217	10
83	Social services	626 973	30 882	560 131	27 589	11 862	20
835	Child day care services	203 699	20 277	194 408	19 352	9 689	10
832, 3, 6, 9	Other social services	709 209	31 810	631 185	28 310	12 052	22
832	Individual and family social services	535 689	30 230	520 314	29 362	13 613	18
833	Job training and vocational rehabilitation services	952 335	15 544	890 472	14 534	7 566	61
836	Residential care	611 740	32 097	594 135	31 173	13 518	19
839	Social services, n.e.c.	954 751	60 935	726 555	46 371	15 268	16
861, 2, 4, 9	Selected membership organizations	422 655	46 966	372 472	41 390	9 520	9
861	Business associations	496 905	97 252	453 139	88 686	25 124	5
864	Civic, social, and fraternal associations	386 526	37 298	341 844	32 987	6 505	10
862, 9	Other membership organizations	493 045	68 288	417 811	57 868	16 217	7
873, 4 ex. 8744	Research, testing, and consulting services, except facilities support management services	830 549	80 698	795 398	77 283	27 702	10
873	Research, development, and testing services	1 083 407	81 709	1 045 037	78 816	26 612	13
874 ex. 8744	Management and public relations services, except facilities support management services	599 119	79 078	566 915	74 828	29 450	8

¹Based on number of employees for pay period including March 12.

Table 3a. Comparative Statistics for Firms Subject to Federal Income Tax for the State: 1992 and 1987

[Includes only establishments with payroll. For meaning of abbreviations and symbols, see introductory text. For explanation of terms and comparability of 1987 and 1992 censuses, see appendix A]

SIC code	Kind of business or operation	Establishments		Receipts			Annual payroll			Paid employees for pay period including March 12	
		1992 (number)	1987 (number)	1992 (\$1,000)	1987 (\$1,000)	Percent change 1987 to 1992	1992 (\$1,000)	1987 (\$1,000)	Percent change 1987 to 1992	1992 (number)	1987 (number)
	Total	31 004	26 458	18 764 207	11 621 009	61.5	7 543 950	4 591 564	64.3	349 240	294 807
70 ex. 704	Hotels, rooming houses, camps, and other lodging places (except membership lodging)	1 110	1 032	793 253	653 917	21.3	216 469	182 708	18.5	21 359	23 060
7011	Hotels and motels	820	788	743 806	621 423	19.7	206 990	176 257	17.4	20 402	22 362
7011 pt.	Hotels	300	297	550 410	470 339	17.0	162 275	139 607	16.2	14 182	16 529
7011 pt.	Hotels, 25 guestrooms or more	202	203	538 290	463 055	16.2	160 494	138 392	16.0	13 864	16 377
7011 pt.	Hotels, less than 25 guestrooms	98	94	12 120	7 284	66.4	1 781	1 215	46.6	318	152
7011 pt.	Motels, motor hotels, and tourist courts	520	491	193 396	151 084	28.0	44 715	36 650	22.0	6 220	5 833
7011 pt.	Motels, tourist courts	456	432	141 458	110 739	27.7	30 586	26 166	16.9	4 412	4 230
7011 pt.	Motor hotels	64	59	51 938	40 345	28.7	14 129	10 484	34.8	1 808	1 603
702, 3	Other lodging places	290	244	49 447	32 494	52.2	9 479	6 451	46.9	957	698
702	Rooming and boarding houses	66	59	12 948	10 016	29.3	2 945	2 920	.9	396	416
703	Camps and recreational vehicle parks	224	185	36 499	22 478	62.4	6 534	3 531	85.0	561	282

Table 3a. Comparative Statistics for Firms Subject to Federal Income Tax for the State: 1992 and 1987 — Con.

[Includes only establishments with payroll. For meaning of abbreviations and symbols, see introductory text. For explanation of terms and comparability of 1987 and 1992 censuses, see appendix A]

SIC code	Kind of business or operation	Establishments		Receipts			Annual payroll			Paid employees for pay period including March 12	
		1992 (number)	1987 (number)	1992 (\$1,000)	1987 (\$1,000)	Percent change 1987 to 1992	1992 (\$1,000)	1987 (\$1,000)	Percent change 1987 to 1992	1992 (number)	1987 (number)
75	Automotive repair, services, and parking ----	2 782	2 326	1 181 317	796 346	48.3	274 134	177 180	54.7	15 622	12 657
751	Automotive rental and leasing, without drivers -----	146	176	269 401	240 894	11.8	41 303	30 549	35.2	1 876	1 717
7513	Truck rental and leasing, without drivers ----	74	81	100 837	90 780	11.1	23 902	13 040	83.3	937	611
7514, 5	Passenger car rental and leasing -----	68	86	166 667	126 971	31.3	17 237	14 290	20.6	929	986
7519	Utility trailer and recreational vehicle rental -----	4	9	1 897	1 198	58.3	164	216	-24.1	10	14
752	Automobile parking -----	152	165	79 942	57 454	39.1	13 870	7 988	73.6	1 061	787
753	Automotive repair shops -----	2 084	1 723	708 980	436 737	62.3	185 525	118 291	56.8	8 790	7 229
7532	Top, body, and upholstery repair shops and paint shops -----	651	559	233 744	139 619	67.4	64 577	39 075	65.3	2 910	2 448
7532 pt.	Top and body repair shops -----	612	539	225 076	134 442	67.4	62 189	37 356	66.5	2 780	2 304
7532 pt.	Paint shops -----	39	20	8 668	5 177	67.4	2 388	1 719	38.9	130	144
7538	General automotive repair shops -----	1 014	800	308 631	189 960	62.5	77 076	49 914	54.4	3 998	3 133
7538 pt.	General automotive repair shops, except diesel -----	879	720	238 539	139 546	70.9	57 920	36 090	60.5	3 049	2 484
7538 pt.	Diesel repair shops -----	135	80	70 092	50 414	39.0	19 156	13 824	38.6	949	649
7533, 4, 6, 7, 9	Other automotive repair shops -----	419	364	166 605	107 158	55.5	43 872	29 302	49.7	1 882	1 648
7533	Automotive exhaust system repair shops -----	88	67	39 896	22 999	73.5	10 550	6 317	67.0	429	334
7534	Tire retreading and repair shops -----	12	15	12 434	5 211	138.6	2 646	1 085	143.9	112	66
7536	Automotive glass replacement shops ----	111	81	52 369	31 973	63.8	13 006	7 916	64.3	534	469
7537	Automotive transmission repair shops ----	76	73	20 554	16 004	28.4	5 697	4 489	26.9	265	264
7539	Automotive repair shops, n.e.c. -----	132	128	41 352	30 971	33.5	11 973	9 495	26.1	542	515
7539 pt.	Radiator repair -----	32	33	5 873	4 232	38.8	1 420	1 022	38.9	98	57
7539 pt.	Brake, front end, and wheel alignment --	41	44	16 161	11 079	45.9	5 231	3 798	37.7	200	191
7539 pt.	Automotive electrical and fuel system services -----	36	28	8 547	5 132	66.5	2 705	1 693	59.8	120	110
7539 pt.	Other automotive repair shops, n.e.c. ----	23	23	10 771	10 528	2.3	2 617	2 982	-12.2	124	157
754	Automotive services, except repair -----	400	262	122 994	75 691	62.5	33 436	21 878	52.8	3 895	3 034
7542	Carwashes -----	213	169	58 501	40 219	45.5	17 574	12 559	39.9	2 432	2 174
7549	Automotive services, except repair and carwashes -----	187	93	64 493	35 472	81.8	15 862	9 319	70.2	1 463	860
76	Miscellaneous repair services -----	1 270	1 052	457 493	282 263	62.1	136 727	83 462	63.8	6 333	4 682
762	Electrical repair shops -----	304	272	130 690	76 564	70.7	43 573	23 739	83.6	2 038	1 216
7622	Radio and television repair shops -----	86	100	24 589	17 081	44.0	7 589	4 890	55.2	407	321
7623, 9	Other electrical and electronic repair shops -----	218	172	106 101	59 483	78.4	35 984	18 849	90.9	1 631	895
7623	Refrigeration and air-conditioning service and repair shops -----	46	37	27 358	18 479	48.0	7 759	5 829	33.1	311	210
7629	Electrical and electronic repair shops, n.e.c. -----	172	135	78 743	41 004	92.0	28 225	13 020	116.8	1 320	685
763	Watch, clock, and jewelry repair -----	22	22	3 676	3 672	.1	1 299	1 559	-16.7	72	95
764	Reupholstery and furniture repair -----	117	110	16 079	13 347	20.5	5 037	4 543	10.9	340	351
769	Miscellaneous repair and related services ----	827	648	307 048	188 680	62.7	86 818	53 621	61.9	3 883	3 020
7692	Welding repair -----	126	117	51 709	32 239	60.4	15 871	9 236	71.8	665	534
7694	Armature rewinding shops -----	44	55	26 741	22 433	19.2	6 180	5 408	14.3	249	291
7699	Repair shops and related services, n.e.c. ----	657	476	228 598	134 008	70.6	64 767	38 977	66.2	2 969	2 195
78, 79, 84	Amusement and recreation services, including motion pictures and museums ---	2 284	1 954	1 273 978	678 008	87.9	419 603	196 088	114.0	28 239	19 858
781, 2	Motion picture production, distribution, and services -----	193	127	181 233	89 260	103.0	40 292	22 917	75.8	1 412	1 075
783	Motion picture theaters -----	141	152	87 427	61 629	41.9	11 772	8 082	45.7	2 006	1 625
7832	Motion picture theaters, except drive-in ----	133	137	86 354	60 340	43.1	11 627	7 820	48.7	1 998	1 607
7833	Drive-in motion picture theaters -----	8	15	1 073	1 289	-16.8	145	262	-44.7	8	18
784	Video tape rental -----	467	427	79 477	52 643	51.0	17 374	12 164	42.8	2 980	2 337
792	Theatrical producers (except motion picture), bands, orchestras, and entertainers -----	149	103	105 499	50 762	107.8	28 482	12 340	130.8	1 196	653
7922	Theatrical producers (except motion picture) and miscellaneous theatrical services -----	73	57	71 880	41 834	71.8	17 587	8 822	99.4	742	474
7929	Bands, orchestras, actors, and other entertainers and entertainment groups ----	76	46	33 619	8 928	276.6	10 895	3 518	209.7	454	179
793	Bowling centers -----	200	228	71 265	70 896	.5	19 448	18 980	2.5	3 018	3 371
79 ex. 792, 3, 84	Commercial sports and other amusement and recreation services, including museums ----	1 134	917	749 077	365 336	105.0	302 235	123 902	143.9	17 627	10 926
794	Commercial sports -----	41	31	95 449	70 140	36.1	113 164	43 312	161.3	1 553	566
7941	Professional sports clubs, managers, promoters -----	17	11	(D)	(D)	(D)	(D)	(D)	(D)	GG	EE
7948	Racing, including track operation -----	24	20	(D)	(D)	(D)	(D)	(D)	(D)	CC	CC
79 ex. 792, 3, 4, 84	Other amusement and recreation services, including museums -----	1 093	886	653 628	295 196	121.4	189 071	80 590	134.6	16 074	10 360
791	Dance studios, schools, and halls -----	106	80	14 404	8 711	65.4	3 451	2 091	65.0	598	464
7911	Physical fitness facilities -----	136	147	66 383	62 431	6.3	21 941	16 959	29.4	2 570	2 292
7912	Public golf courses -----	95	69	28 049	14 409	94.7	7 532	3 749	100.9	351	351
7913	Coin-operated amusement devices -----	71	55	31 005	23 328	32.9	6 418	4 335	48.1	560	571
7916	Amusement parks -----	31	24	31 756	26 874	18.2	5 602	6 105	-8.2	193	201
7917	Membership sports and recreation clubs --	194	198	127 677	92 762	37.6	42 718	30 141	41.7	3 815	3 165
7919, 84	Amusement and recreation services, including museums, n.e.c. -----	460	313	354 354	66 681	431.4	101 409	17 210	489.2	7 987	3 316

Table 3a. Comparative Statistics for Firms Subject to Federal Income Tax for the State: 1992 and 1987 — Con.

[Includes only establishments with payroll. For meaning of abbreviations and symbols, see introductory text. For explanation of terms and comparability of 1987 and 1992 censuses, see appendix A]

SIC code	Kind of business or operation	Establishments		Receipts			Annual payroll			Paid employees for pay period including March 12	
		1992 (number)	1987 (number)	1992 (\$1,000)	1987 (\$1,000)	Percent change 1987 to 1992	1992 (\$1,000)	1987 (\$1,000)	Percent change 1987 to 1992	1992 (number)	1987 (number)
80	Health services	5 908	5 452	4 105 346	2 853 456	43.9	2 082 839	1 371 431	51.9	75 799	68 168
801	Offices and clinics of doctors of medicine ---	1 480	1 573	1 964 322	1 390 499	41.3	1 134 314	739 460	53.4	21 808	20 632
8011 pt.	Offices of doctors of medicine	1 434	1 524	1 896 402	1 339 298	41.6	1 100 605	714 996	53.9	20 783	19 665
8011 pt.	General medical clinics	46	49	67 920	51 201	32.7	33 709	24 464	37.8	1 025	967
802	Offices and clinics of dentists	2 010	1 992	686 914	472 639	45.3	276 962	185 146	49.6	11 646	10 924
803	Offices and clinics of doctors of osteopathy --	16	19	(D)	3 834	(D)	(D)	1 284	(D)	BB	67
804	Offices and clinics of other health practitioners	1 526	1 132	345 495	208 613	65.6	118 333	68 014	74.0	6 188	4 212
8041	Offices and clinics of chiropractors	824	618	160 994	100 347	60.4	47 335	27 676	71.0	2 668	1 971
8042	Offices and clinics of optometrists	281	246	71 690	49 945	43.5	18 669	13 575	37.5	1 073	881
8043	Offices and clinics of podiatrists	60	75	12 440	10 314	20.6	4 336	3 324	30.4	188	208
8049	Offices and clinics of health practitioners, n.e.c.	361	193	100 371	48 007	109.1	47 993	23 439	104.8	2 259	1 152
805	Nursing and personal care facilities	390	295	675 562	485 666	39.1	360 538	258 998	39.2	25 213	24 601
8051	Skilled nursing care facilities	197	196	591 538	425 327	39.1	314 375	226 879	38.6	21 331	21 378
8052	Intermediate care facilities	173	79	76 452	54 787	39.5	43 094	29 236	47.4	3 697	2 962
8059	Nursing and personal care facilities, n.e.c. -	20	20	7 572	5 552	36.4	3 069	2 883	6.5	185	261
806	Hospitals	1	6	(D)	33 152	(D)	(D)	15 924	(D)	CC	1 305
807, 8, 9	Other health services	485	435	417 664	259 053	61.2	185 485	102 605	80.8	10 667	6 427
807	Medical and dental laboratories	209	186	154 155	92 516	66.6	57 852	36 191	59.9	2 147	1 692
8071	Medical laboratories	61	49	95 899	48 239	98.8	29 970	14 424	107.8	917	562
8072	Dental laboratories	148	137	58 256	44 277	31.6	27 882	21 767	28.1	1 230	1 130
808	Home health care services	108	49	141 816	33 075	328.8	76 824	20 160	281.1	6 286	2 296
809	Miscellaneous health and allied services, n.e.c.	168	200	121 693	'91 740	32.6	50 809	'27 440	85.2	2 234	'1 441
8092	Kidney dialysis centers	1	--	(D)	--	(D)	(D)	--	(D)	AA	--
8093	Specialty outpatient facilities, n.e.c.	132	148	95 094	'77 699	22.4	43 155	'23 823	81.1	1 933	'1 102
8099	Health and allied services, n.e.c.	35	52	(D)	14 041	(D)	(D)	3 617	(D)	EE	339
81	Legal services	2 040	1 956	1 548 891	986 912	56.9	674 739	427 464	57.8	15 950	14 113
823, 4, 9	Selected educational services	289	194	133 959	73 527	82.2	45 594	24 116	89.1	2 377	1 443
823	Libraries	3	4	(D)	(D)	(D)	(D)	(D)	(D)	AA	AA
824	Vocational schools	61	58	71 623	38 502	86.0	25 690	13 954	84.1	1 120	777
829	Schools and educational services, n.e.c.	225	132	(D)	(D)	(D)	(D)	(D)	(D)	GG	FF
83	Social services	1 488	888	358 149	184 118	94.5	157 223	81 882	92.0	13 791	9 114
835	Child day care services	753	409	102 489	51 647	98.4	43 595	23 229	87.7	5 247	3 549
832, 3, 6, 9	Other social services	735	479	255 660	132 471	93.0	113 628	58 653	93.7	8 544	5 565
87 ex. 8733	Engineering, accounting, research, management, and related services (except noncommercial research organizations)	4 139	3 436	2 577 290	1 641 478	57.0	1 067 170	714 251	49.4	34 173	29 252
871	Engineering, architectural, and surveying services	1 085	911	840 469	585 026	43.7	384 132	277 555	38.4	10 608	9 790
8711	Engineering services	676	509	557 136	382 504	45.7	257 622	186 334	38.3	7 067	6 625
8712	Architectural services	302	298	258 436	179 535	43.9	114 122	79 826	43.0	3 055	2 614
8713	Surveying services	107	104	24 897	22 987	8.3	12 388	11 395	8.7	486	551
872	Accounting, auditing, and bookkeeping services	1 365	1 214	609 469	457 752	33.1	244 298	182 367	34.0	9 898	8 261
873 ex. 8733	Research, development, and testing services (except noncommercial research organizations)	247	197	228 821	115 203	98.6	91 274	49 738	83.5	3 455	2 943
8731	Commercial physical and biological research	74	53	60 375	33 381	80.9	24 169	17 054	41.7	593	637
8732	Commercial economic, sociological, and educational research	108	105	92 948	55 052	68.8	33 753	21 616	56.1	1 771	1 783
8734	Testing laboratories	65	39	75 498	'42 788	76.4	33 352	'19 731	69.0	1 091	'837
874	Management and public relations services ---	1 442	1 114	898 531	483 497	85.8	347 466	204 591	69.8	10 212	8 258
8741	Management services	323	297	343 287	186 137	84.4	132 347	85 369	55.0	4 097	4 051
8742	Management consulting services	756	557	350 770	186 475	88.1	138 023	77 550	78.0	3 524	2 614
8743	Public relations services	92	75	(D)	21 303	(D)	(D)	8 198	(D)	EE	442
8744	Facilities support management services ---	3	4	(D)	832	(D)	(D)	419	(D)	FF	21
8748	Business consulting services, n.e.c.	268	181	75 478	'60 716	24.3	32 860	'23 516	39.7	1 102	'863
89	Services, n.e.c.	244	360	123 770	41 838	195.8	47 367	16 540	186.4	1 545	825

Table 3b. Comparative Statistics for Firms Exempt From Federal Income Tax for the State: 1992 and 1987

[Includes only establishments with payroll. For meaning of abbreviations and symbols, see introductory text. For explanation of terms and comparability of 1987 and 1992 censuses, see appendix A]

SIC code	Kind of business or operation	Establishments		Expenses			Annual payroll			Paid employees for pay period including March 12	
		1992 (number)	1987 (number)	1992 (\$1,000)	1987 (\$1,000)	Percent change 1987 to 1992	1992 (\$1,000)	1987 (\$1,000)	Percent change 1987 to 1992	1992 (number)	1987 (number)
	Total -----	5 626	4 412	9 202 712	5 552 337	65.7	4 346 135	2 706 709	60.6	208 341	170 632
7032, 704	Camps and membership lodging -----	63	77	16 610	14 914	11.4	4 711	4 870	-3.3	331	490
792, 7991 pt., 7997, 7999 pt., 84	Selected amusement, recreation, and related services -----	381	274	251 388	159 792	57.3	98 663	68 399	44.2	6 090	5 395
792	Theatrical producers (except motion picture), bands, orchestras, and entertainers -----	79	59	73 735	49 470	49.0	31 880	22 957	38.9	1 870	1 834
7991 pt., 7997	Gymnasiums, athletic clubs, and membership sports and recreation clubs -----	169	115	95 547	55 302	72.8	33 898	22 397	51.4	2 544	2 002
7999 pt. 84	Fairs -----	54	33	10 997	3 450	218.8	900	304	196.1	120	82
	Museums, art galleries, and botanical and zoological gardens -----	79	67	71 109	51 570	37.9	31 985	22 741	40.6	1 556	1 477
8011 pt.; 8021 pt.; 805, 6, 8, 9	Selected health services -----	772	639	6 861 010	4 237 061	61.9	3 532 701	2 184 727	61.7	140 652	117 838
8011 pt., 8021 pt.	Clinics of doctors of medicine and dentists -----	97	55	1 421 074	(D)	(D)	797 918	(D)	(D)	19 642	JJ
805	Nursing and personal care facilities -----	321	255	696 992	407 770	70.9	383 608	232 740	64.8	28 650	23 446
806	Hospitals -----	166	177	4 498 890	3 042 866	47.9	2 238 538	1 540 155	45.3	86 423	79 227
808, 9	Other health services -----	188	152	244 054	(D)	(D)	112 637	(D)	(D)	5 937	HH
808	Home health care services -----	31	19	62 411	(D)	(D)	36 055	(D)	(D)	2 190	FF
809	Miscellaneous health and allied services, n.e.c. -----	157	133	181 643	90 642	100.4	76 582	47 957	59.7	3 747	2 746
8111 pt.	Legal aid societies and similar legal services -----	38	27	17 174	9 032	90.1	10 350	4 816	114.9	411	234
823, 4, 9	Selected educational services -----	113	66	69 395	23 592	194.1	20 439	8 836	131.3	1 122	766
83	Social services -----	1 881	1 409	1 053 606	645 999	63.1	452 997	282 579	60.3	38 189	28 557
835	Child day care services -----	306	281	59 489	37 369	59.2	29 783	19 270	54.6	3 074	2 481
832, 3, 6, 9	Other social services -----	1 575	1 128	994 117	608 630	63.3	423 214	263 309	60.7	35 115	26 076
861, 2, 4, 9	Selected membership organizations -----	2 265	1 846	843 649	433 065	94.8	194 056	140 444	38.2	20 383	16 767
861	Business associations -----	338	272	153 161	93 081	64.5	43 390	29 970	44.8	1 727	1 521
864	Civic, social, and fraternal associations -----	1 509	1 191	515 843	231 633	122.7	101 722	75 192	35.3	15 638	12 529
862, 9	Other membership organizations -----	418	383	174 645	108 351	61.2	48 944	35 282	38.7	3 018	2 717
873, 4 ex. 8744	Research, testing, and consulting services, except facilities support management services -----	113	74	89 880	34 955	157.1	32 218	13 411	140.2	1 163	694
873	Research, development, and testing services -----	54	48	56 432	25 850	118.3	19 054	8 760	117.5	716	437
8731	Commercial physical and biological research -----	4	6	1 341	(D)	(D)	526	(D)	(D)	15	BB
8732	Commercial economic, sociological, and educational research -----	5	7	(D)	2 811	(D)	(D)	1 104	(D)	AA	42
8733	Noncommercial research organizations -----	40	32	(D)	20 448	(D)	(D)	6 277	(D)	FF	331
8734	Testing laboratories -----	5	3	1 693	(D)	(D)	885	(D)	(D)	26	AA
874 ex. 8744	Management and public relations services, except facilities support management services -----	59	26	33 448	9 105	267.4	13 164	4 651	183.0	447	257

Places With 2,500 Inhabitants or More: 1992

appendix A. For information on geographic areas followed by ▲, see appendix F]

Selected kind-of-business or operation groups —Con.														
Miscellaneous repair services (SIC 76)		Amusement and recreation services, including motion pictures and museums (SIC 78, 79, 84)		Health services (SIC 80)		Legal services (SIC 81)		Selected educational services (SIC 823, 4, 9)		Social services (SIC 83)		Engineering, accounting, research, management, and related services (except noncommercial research organizations) (SIC 87 ex. 8733)		
Number	Receipts (\$1,000)	Number	Receipts (\$1,000)	Number	Receipts (\$1,000)	Number	Receipts (\$1,000)	Number	Receipts (\$1,000)	Number	Receipts (\$1,000)	Number	Receipts (\$1,000)	
1 270	457 493	2 284	1 273 978	5 908	4 105 346	2 040	1 548 891	289	133 959	1 488	358 149	4 139	2 577 290	1
4	716	8	1 796	9	4 526	2	(D)	2	(D)	—	—	3	687	2
75	41 829	110	36 732	248	202 443	52	24 285	9	2 338	114	15 092	144	42 030	3
2	(D)	4	580	4	855	1	(D)	1	(D)	2	(D)	4	542	4
11	4 215	8	2 230	24	26 303	22	10 513	—	(D)	10	(D)	14	7 290	5
16	(D)	21	9 452	32	16 454	2	(D)	2	(D)	24	1 791	15	(D)	6
—	—	3	598	3	(D)	—	—	—	—	6	425	4	358	7
6	2 876	9	2 673	28	14 897	7	(D)	1	(D)	7	(D)	12	1 722	8
10	(D)	22	6 834	66	73 936	13	7 413	—	—	28	4 755	37	6 968	9
1	(D)	1	(D)	—	—	—	—	1	(D)	—	(D)	2	(D)	10
15	17 533	9	6 473	60	58 631	7	3 587	—	—	12	1 706	32	13 389	11
4	(D)	4	1 728	5	1 777	—	—	—	—	3	55	7	1 238	12
1	(D)	3	297	6	888	—	—	1	(D)	8	(D)	—	—	13
4	259	7	1 383	5	2 103	—	—	1	(D)	6	(D)	4	(D)	14
3	224	7	1 085	5	3 633	—	—	1	(D)	2	(D)	7	1 144	15
2	(D)	12	(D)	10	(D)	—	—	—	—	6	(D)	6	(D)	16
5	690	20	6 227	22	18 129	8	2 623	1	(D)	3	(D)	17	3 689	17
2	(D)	8	1 363	18	(D)	7	(D)	1	(D)	2	(D)	13	3 012	18
3	(D)	12	4 864	4	(D)	1	(D)	—	—	1	(D)	4	677	19
8	2 798	24	12 822	39	33 653	13	4 474	—	—	11	1 192	20	2 697	20
4	1 198	16	5 511	32	31 319	12	(D)	—	—	6	(D)	17	2 425	21
4	1 600	8	7 311	7	2 334	1	(D)	—	—	5	(D)	3	272	22
6	849	8	1 455	18	14 074	5	2 138	—	—	6	(D)	12	1 971	23
—	—	—	—	1	(D)	1	(D)	—	—	—	(D)	—	—	24
2	(D)	4	530	8	3 526	3	(D)	—	—	5	(D)	9	1 814	26
4	(D)	4	925	7	(D)	1	(D)	—	—	—	—	3	157	27
3	(D)	6	473	6	2 041	4	665	—	—	—	—	2	(D)	28
18	6 504	28	8 242	92	71 102	22	10 927	5	(D)	18	2 726	41	20 807	29
9	3 330	22	5 691	79	66 979	22	10 927	4	(D)	17	(D)	34	16 935	30
9	3 174	6	2 551	13	4 123	—	—	1	(D)	1	(D)	7	3 872	31
4	450	10	1 252	36	17 209	13	6 183	—	—	4	106	21	12 991	33
4	450	6	1 094	24	14 363	7	5 010	—	—	3	(D)	14	11 925	34
—	—	1	(D)	6	2 306	3	(D)	—	—	1	(D)	5	(D)	35
—	—	3	(D)	6	540	3	(D)	—	—	—	—	2	(D)	36
9	1 697	12	1 528	33	11 139	5	2 196	1	(D)	4	(D)	9	914	37
6	(D)	5	560	14	5 723	4	(D)	1	(D)	1	(D)	4	322	38
3	(D)	7	968	19	5 416	1	(D)	—	—	3	(D)	5	592	39
14	3 612	33	20 488	54	38 114	9	2 382	4	(D)	12	(D)	38	14 214	40
4	1 955	9	1 891	10	3 011	1	(D)	2	(D)	2	(D)	8	944	41
3	380	11	13 558	15	4 974	5	(D)	1	(D)	7	(D)	11	8 867	42
1	(D)	2	(D)	14	23 467	1	(D)	—	—	—	(D)	9	1 713	43
6	(D)	11	(D)	15	6 662	2	(D)	1	(D)	3	(D)	10	2 690	44
2	(D)	12	(D)	16	6 611	9	1 104	1	(D)	5	(D)	14	1 447	45
2	(D)	7	971	16	6 247	3	(D)	1	(D)	3	(D)	8	1 372	46
—	—	—	—	—	—	—	—	—	—	—	—	—	—	47
2	(D)	5	(D)	11	5 088	3	(D)	1	(D)	3	(D)	4	(D)	48
—	—	2	(D)	5	1 159	—	—	—	—	—	—	4	(D)	49
7	1 097	19	5 097	30	8 650	8	1 473	1	(D)	5	(D)	12	2 207	50
8	4 182	9	2 688	50	19 262	14	9 907	2	(D)	12	(D)	24	6 614	51
1	(D)	—	—	1	(D)	1	(D)	—	—	—	—	—	—	52
7	(D)	7	(D)	40	12 197	11	9 398	2	(D)	9	1 056	18	5 865	53
—	—	2	(D)	9	(D)	2	(D)	—	—	3	(D)	6	749	54
1	(D)	4	293	13	4 029	1	(D)	—	—	3	250	4	(D)	55
1	(D)	14	4 322	1	(D)	5	428	—	—	—	—	2	(D)	56
6	1 716	5	438	19	6 484	7	516	—	—	4	(D)	6	2 148	57
3	(D)	3	(D)	14	5 454	6	(D)	—	—	1	(D)	3	1 039	58
3	(D)	2	(D)	5	1 030	1	(D)	—	—	3	(D)	3	1 109	59
11	(D)	45	12 408	64	33 429	25	5 220	1	(D)	9	2 782	38	19 888	60
—	—	7	2 487	6	2 080	1	(D)	1	(D)	—	—	1	(D)	61
8	(D)	16	3 176	36	23 412	20	4 612	—	—	5	(D)	19	17 471	62
3	(D)	22	6 745	22	7 937	4	(D)	—	—	4	(D)	18	(D)	63
67	29 021	133	56 665	323	210 443	70	28 255	20	3 513	107	26 501	249	157 762	64
3	356	11	2 660	29	21 793	5	2 874	3	(D)	12	2 559	26	3 556	65
13	3 984	31	17 637	84	49 438	20	2 641	6	(D)	29	6 506	64	18 259	66
13	2 449	21	9 908	40	21 018	15	5 316	3	(D)	19	10 518	51	106 471	67
2	(D)	4	1 326	7	2 827	1	(D)	1	(D)	1	(D)	4	(D)	68
6	2 100	17	9 749	25	21 928	7	11 082	2	(D)	7	(D)	11	1 945	69
2	(D)	6	1 402	21	12 797	2	(D)	—	—	8	1 200	6	1 249	70
1	(D)	8	2 871	19	6 290	1	(D)	2	(D)	4	(D)	16	5 636	71
1	(D)	6	1 571	13	16 153	2	(D)	1	(D)	2	(D)	17	6 788	72
—	—	—	—	—	—	—	—	—	—	1	(D)	—	—	73
7	(D)	7	1 238	14	5 772	3	451	—	—	5	335	12	2 228	74

SERVICE INDUSTRIES—GEOGRAPHIC AREA SERIES

MINNESOTA MN-21

Places With 2,500 Inhabitants or More: 1992 —Con.

appendix A. For information on geographic areas followed by ▲, see appendix F]

Selected kind-of-business or operation groups —Con.													
Miscellaneous repair services (SIC 76)		Amusement and recreation services, including motion pictures and museums (SIC 78, 79, 84)		Health services (SIC 80)		Legal services (SIC 81)		Selected educational services (SIC 823, 4, 9)		Social services (SIC 83)		Engineering, accounting, research, management, and related services (except noncommercial research organizations) (SIC 87 ex. 8733)	
Number	Receipts (\$1,000)	Number	Receipts (\$1,000)	Number	Receipts (\$1,000)	Number	Receipts (\$1,000)	Number	Receipts (\$1,000)	Number	Receipts (\$1,000)	Number	Receipts (\$1,000)
6	2 375	6	(D)	31	15 549	7	2 354	1	(D)	6	(D)	13	4 058
8	2 308	13	6 335	36	36 130	7	(D)	11	(D)	11	3 003	25	6 149
5	(D)	3	(D)	4	748	—	—	—	—	2	(D)	4	(D)
6	(D)	4	334	9	1 803	2	(D)	—	—	3	87	7	3 806
6	(D)	1	(D)	3	955	—	—	—	—	1	(D)	3	(D)
6	(D)	3	(D)	6	848	2	(D)	—	—	2	(D)	4	(D)
13	2 412	24	5 530	46	25 211	14	3 272	1	(D)	2	(D)	18	4 151
6	(D)	8	1 709	36	22 057	7	(D)	1	(D)	1	(D)	14	3 636
7	(D)	16	3 821	10	3 154	7	(D)	—	—	1	(D)	4	515
6	1 621	2	(D)	22	5 147	6	1 328	1	(D)	2	(D)	8	2 081
6	1 621	2	(D)	8	2 810	3	(D)	—	—	—	(D)	3	(D)
6	1 517	6	(D)	14	2 337	3	(D)	1	(D)	2	(D)	5	(D)
6	1 517	6	(D)	23	7 933	8	1 649	—	—	2	(D)	9	846
8	2 590	11	2 181	39	18 265	5	2 656	—	—	9	(D)	13	4 559
4	(D)	6	1 669	37	(D)	5	2 656	—	—	7	(D)	10	2 914
4	(D)	5	512	2	(D)	—	—	—	—	2	(D)	3	1 645
21	8 126	22	(D)	60	29 512	14	3 620	—	—	11	(D)	20	(D)
3	(D)	3	(D)	9	4 089	2	(D)	—	—	—	(D)	5	(D)
5	(D)	9	2 629	30	19 091	9	2 539	—	—	8	(D)	9	(D)
13	(D)	10	(D)	21	6 332	3	(D)	—	—	3	(D)	6	(D)
4	556	2	(D)	7	4 185	4	522	—	—	2	(D)	2	(D)
339	159 889	659	547 447	1 820	1 547 483	844	988 060	145	94 951	445	148 442	1 970	1 635 006
29	11 509	65	112 306	118	83 461	79	46 651	17	11 077	42	14 810	235	256 395
5	(D)	13	8 983	40	37 979	16	6 013	2	(D)	5	2 974	19	5 598
15	5 607	16	6 880	35	15 869	7	1 587	4	(D)	22	4 513	53	14 959
1	(D)	9	2 866	7	4 231	1	(D)	—	—	4	480	7	471
—	(D)	3	(D)	—	(D)	—	(D)	—	(D)	—	(D)	—	(D)
1	2 468	12	4 138	30	11 117	3	(D)	5	1 904	6	(D)	17	4 628
1	(D)	2	(D)	—	(D)	—	(D)	—	(D)	—	(D)	2	(D)
1	(D)	1	(D)	2	(D)	1	(D)	—	(D)	—	(D)	7	734
15	13 183	39	39 374	49	21 931	8	2 358	14	7 289	26	33 383	98	73 423
10	(D)	46	31 354	252	200 691	70	29 222	22	30 729	57	21 563	207	112 323
9	3 329	11	5 749	79	82 813	18	3 580	2	(D)	12	5 819	86	62 761
3	(D)	9	3 099	20	10 000	9	3 250	1	(D)	5	1 046	22	8 240
9	1 288	15	5 126	28	13 058	3	374	—	—	19	3 676	40	10 217
3	190	—	(D)	—	(D)	1	(D)	—	(D)	1	(D)	—	(D)
117	51 391	219	186 062	635	657 981	494	846 353	46	32 325	123	33 287	601	772 867
17	3 472	44	16 574	88	53 836	22	7 136	11	(D)	18	5 455	119	54 285
—	(D)	2	(D)	—	(D)	—	(D)	—	(D)	—	(D)	3	(D)
3	410	2	(D)	11	4 970	2	(D)	—	(D)	4	(D)	7	1 700
6	4 041	9	5 197	26	35 810	5	1 454	—	(D)	6	(D)	33	15 590
5	(D)	5	2 400	2	(D)	1	(D)	2	(D)	—	(D)	4	680
5	592	4	(D)	11	3 616	2	(D)	—	(D)	—	(D)	4	1 000
18	10 705	32	19 160	52	27 391	6	1 308	7	573	31	7 144	123	88 224
12	2 587	12	4 325	46	24 831	8	2 282	2	(D)	11	2 168	19	3 696
4	635	6	3 597	64	80 897	2	(D)	—	—	5	1 241	3	(D)
—	(D)	—	(D)	—	(D)	—	(D)	—	(D)	—	(D)	—	(D)
25	17 969	42	52 815	136	125 946	60	24 286	7	932	23	5 423	150	97 589
1	(D)	2	(D)	4	622	—	(D)	—	(D)	—	(D)	4	1 019
5	575	9	1 697	37	23 694	17	7 197	1	(D)	5	926	42	17 010
15	(D)	27	(D)	42	18 692	7	1 034	1	(D)	9	2 530	52	27 959
3	(D)	11	806	15	5 802	8	(D)	—	(D)	2	(D)	6	824
—	(D)	3	(D)	7	2 056	2	(D)	—	(D)	1	(D)	1	(D)
—	(D)	4	169	5	3 236	4	489	—	(D)	—	(D)	2	(D)
3	(D)	4	(D)	3	510	2	(D)	—	(D)	1	(D)	3	(D)
5	471	11	1 411	15	9 340	8	1 123	2	(D)	2	(D)	11	1 022
4	(D)	10	(D)	13	(D)	8	1 123	1	(D)	1	(D)	7	666
4	(D)	1	(D)	2	(D)	—	(D)	—	(D)	1	(D)	4	356
4	417	10	1 790	28	21 188	7	1 949	1	(D)	4	(D)	13	6 010
1	(D)	4	(D)	19	19 392	5	(D)	1	(D)	2	(D)	5	5 333
3	(D)	6	(D)	9	1 796	2	(D)	—	(D)	2	(D)	8	677
10	(D)	17	3 570	51	24 917	11	3 490	1	(D)	16	3 876	20	8 123
6	767	7	2 318	38	20 413	10	(D)	1	(D)	11	(D)	13	(D)
4	(D)	10	1 252	13	4 504	1	(D)	—	(D)	5	(D)	7	(D)
7	1 876	10	1 064	8	1 606	5	723	—	(D)	1	(D)	2	(D)
1	(D)	5	591	6	(D)	3	(D)	—	(D)	—	(D)	—	(D)
6	(D)	5	473	2	(D)	2	(D)	—	(D)	1	(D)	2	(D)
3	(D)	3	260	11	6 974	3	(D)	—	(D)	3	140	2	(D)
3	(D)	3	260	10	(D)	3	(D)	—	(D)	3	140	2	(D)
—	(D)	—	(D)	1	(D)	—	(D)	—	(D)	—	(D)	—	(D)
13	3 448	16	5 207	63	55 659	11	4 218	1	(D)	16	(D)	22	13 073
8	1 582	4	(D)	53	51 127	11	4 218	1	(D)	8	1 810	13	4 552
5	1 866	12	(D)	10	4 532	—	(D)	—	(D)	8	(D)	9	8 521
—	(D)	1	(D)	5	1 082	2	(D)	—	(D)	—	(D)	2	(D)
2	(D)	10	2 669	18	11 406	8	2 107	—	(D)	1	(D)	6	1 258
1	(D)	8	(D)	16	(D)	8	2 107	—	(D)	2	(D)	4	(D)
1	(D)	2	(D)	2	(D)	—	(D)	—	(D)	1	(D)	2	(D)
2	(D)	3	114	10	2 250	3	(D)	—	(D)	1	(D)	1	(D)

SERVICE INDUSTRIES—GEOGRAPHIC AREA SERIES

MINNESOTA MN-23

Places With 2,500 Inhabitants or More: 1992 -Con.

appendix A. For information on geographic areas followed by ▲, see appendix F]

Selected kind-of-business or operation groups -Con.														
Miscellaneous repair services (SIC 76)		Amusement and recreation services, including motion pictures and museums (SIC 78, 79, 84)		Health services (SIC 80)		Legal services (SIC 81)		Selected educational services (SIC 823, 4, 9)		Social services (SIC 83)		Engineering, accounting, research, management, and related services (except noncommercial research organizations) (SIC 87 ex. 8733)		
Number	Receipts (\$1,000)	Number	Receipts (\$1,000)	Number	Receipts (\$1,000)	Number	Receipts (\$1,000)	Number	Receipts (\$1,000)	Number	Receipts (\$1,000)	Number	Receipts (\$1,000)	
1	(D)	2	(D)	11	1 641	3	452	-	-	1	(D)	2	(D)	1
-	-	1	(D)	8	1 414	2	(D)	-	-	1	(D)	-	-	2
1	(D)	1	(D)	3	227	1	(D)	-	-	-	-	2	(D)	3
2	(D)	5	1 199	3	417	1	(D)	-	-	-	-	1	(D)	4
5	584	11	1 629	26	9 484	12	2 131	-	-	6	739	12	2 525	5
2	(D)	3	324	7	2 086	5	622	-	-	1	(D)	6	1 354	6
-	-	-	-	-	-	-	-	-	-	-	-	-	-	7
-	-	2	(D)	3	(D)	2	(D)	-	-	-	-	1	(D)	8
3	(D)	6	(D)	16	(D)	5	(D)	-	-	5	(D)	5	(D)	9
2	(D)	2	(D)	4	839	3	(D)	-	-	1	(D)	3	(D)	10
12	2 276	11	3 365	38	21 997	8	2 400	-	-	5	(D)	13	3 917	11
5	(D)	7	2 876	27	13 968	5	1 923	-	-	5	(D)	8	(D)	12
7	(D)	4	489	11	8 029	3	477	-	-	-	-	5	(D)	13
14	3 875	15	2 446	42	19 259	13	3 184	-	-	19	1 769	17	3 393	14
3	771	6	(D)	9	4 487	3	(D)	-	-	-	-	2	(D)	15
4	1 310	6	1 287	24	12 495	8	1 697	-	-	7	1 019	13	2 246	16
5	1 794	3	(D)	9	2 277	2	(D)	-	-	12	750	2	(D)	17
1	(D)	1	(D)	3	(D)	3	(D)	-	-	2	(D)	1	(D)	18
2	(D)	1	(D)	5	1 215	2	(D)	-	-	-	-	3	375	19
8	1 183	13	1 466	40	15 976	7	3 036	-	-	5	(D)	13	3 725	20
6	(D)	10	(D)	32	14 427	7	3 036	-	-	3	(D)	10	(D)	21
2	(D)	3	(D)	8	1 549	-	-	-	-	2	(D)	3	(D)	22
8	1 135	9	666	18	8 139	5	1 437	-	-	4	(D)	8	1 290	23
4	718	6	312	10	3 629	3	(D)	-	-	3	(D)	4	568	24
4	417	3	354	8	4 510	2	(D)	-	-	1	(D)	4	722	25
7	1 151	10	2 750	22	9 166	10	961	3	(D)	5	(D)	14	1 479	26
1	(D)	3	481	14	6 082	3	281	1	(D)	1	(D)	7	1 115	27
6	(D)	7	2 269	8	3 084	7	680	2	(D)	4	(D)	7	364	28
6	666	11	1 897	27	10 955	3	1 038	2	(D)	5	(D)	11	2 321	29
2	(D)	5	695	21	10 052	3	1 038	2	(D)	2	(D)	8	(D)	30
4	(D)	6	1 202	6	903	-	-	-	-	3	(D)	3	(D)	31
11	(D)	11	2 198	52	23 670	6	3 896	-	-	6	(D)	12	5 299	32
4	531	7	1 773	45	22 217	6	3 896	-	-	5	(D)	8	4 797	33
7	(D)	4	425	7	1 453	-	-	-	-	1	(D)	4	502	34
3	392	4	262	13	4 519	2	(D)	-	-	-	-	6	2 772	35
3	(D)	9	2 457	25	12 235	4	1 243	-	-	4	(D)	11	3 919	36
-	-	-	-	-	-	-	-	-	-	-	-	-	-	37
-	-	4	(D)	10	(D)	1	(D)	-	-	1	(D)	6	(D)	38
1	(D)	4	(D)	14	6 292	3	(D)	-	-	2	(D)	3	(D)	39
2	(D)	1	(D)	1	(D)	-	-	-	-	1	(D)	2	(D)	40
4	1 205	7	1 175	28	17 246	7	2 564	-	-	5	351	7	1 135	41
4	1 205	6	(D)	26	(D)	7	2 564	-	-	3	(D)	7	1 135	42
-	-	1	(D)	2	(D)	-	-	-	-	2	(D)	-	-	43
-	-	5	(D)	10	1 929	1	(D)	-	-	-	-	4	2 721	44
23	6 395	51	19 027	96	63 295	48	20 347	9	(D)	45	8 488	53	28 160	45
17	(D)	42	17 096	81	59 291	47	(D)	9	(D)	43	(D)	49	27 983	46
1	(D)	3	(D)	8	2 012	-	-	-	-	1	(D)	1	(D)	47
5	(D)	6	(D)	7	1 992	1	(D)	-	-	1	(D)	3	(D)	48
9	(D)	24	4 415	65	30 905	9	2 538	-	-	9	2 931	26	2 693	49
2	(D)	9	1 599	29	19 401	6	2 051	-	-	4	(D)	12	1 440	50
-	-	-	-	-	-	-	-	-	-	-	-	-	-	51
7	(D)	15	2 816	36	11 504	3	487	-	-	5	(D)	14	1 253	52
4	605	9	767	13	9 993	9	1 799	-	-	5	1 701	5	2 121	53
2	(D)	6	507	13	9 993	9	1 799	-	-	5	1 701	5	2 121	54
2	(D)	3	260	-	-	-	-	-	-	-	-	-	-	55
2	(D)	10	1 354	14	5 476	6	995	-	-	5	1 116	5	(D)	56
-	-	1	(D)	1	(D)	1	(D)	-	-	-	-	-	-	57
2	(D)	9	(D)	13	(D)	5	(D)	-	-	5	1 116	5	(D)	58
4	863	5	420	17	4 387	3	307	-	-	2	(D)	6	864	59
3	(D)	2	(D)	12	3 380	3	307	-	-	1	(D)	4	(D)	60
1	(D)	3	(D)	5	1 007	-	-	-	-	1	(D)	2	(D)	61
7	3 385	12	1 504	36	12 910	10	3 770	1	(D)	11	1 570	16	5 007	62
3	2 597	4	614	10	2 594	4	2 591	-	-	3	(D)	9	2 464	63
3	(D)	3	(D)	11	3 620	4	(D)	1	(D)	3	295	3	(D)	64
1	(D)	5	(D)	15	6 696	2	(D)	-	-	5	(D)	4	(D)	65
6	877	3	(D)	8	3 737	3	(D)	-	-	1	(D)	5	594	66
3	388	1	(D)	5	(D)	2	(D)	-	-	1	(D)	3	(D)	67
3	489	2	(D)	3	(D)	1	(D)	-	-	-	-	2	(D)	68
139	50 799	217	92 815	816	652 146	299	262 784	44	14 068	193	52 235	512	331 643	69
2	(D)	4	(D)	10	10 102	6	795	-	-	4	1 295	12	4 218	70
1	(D)	-	-	-	-	1	(D)	-	-	-	-	-	(D)	71
1	(D)	4	(D)	8	2 294	-	-	-	-	1	(D)	2	(D)	72
-	-	-	-	-	-	-	-	-	-	-	-	-	(D)	73
3	4 053	9	8 271	11	2 195	3	(D)	-	-	8	(D)	10	10 976	74
5	771	28	12 153	57	40 025	8	2 325	1	(D)	10	2 590	24	9 005	75
1	(D)	2	(D)	2	(D)	-	-	-	-	3	(D)	6	(D)	76
8	4 341	13	3 424	30	48 366	8	3 978	4	(D)	10	2 696	33	16 732	77
-	-	1	(D)	10	3 530	-	-	-	-	1	(D)	6	2 909	78
6	1 792	4	487	15	5 609	1	(D)	1	(D)	1	(D)	9	2 912	79
15	4 326	27	18 562	71	44 897	32	11 135	6	(D)	20	5 517	65	40 927	80
2	(D)	4	(D)	18	20 838	-	-	1	(D)	-	-	1	(D)	81
76	23 514	98	37 706	504	430 800	232	242 658	27	11 983	105	32 798	274	199 277	82
6	675	7	991	26	13 143	-	-	4	(D)	11	2 338	27	9 150	83

Places With 2,500 Inhabitants or More: 1992 —Con.

appendix A. For information on geographic areas followed by ▲, see appendix F]

Selected kind-of-business or operation groups —Con.													
Miscellaneous repair services (SIC 76)		Amusement and recreation services, including motion pictures and museums (SIC 78, 79, 84)		Health services (SIC 80)		Legal services (SIC 81)		Selected educational services (SIC 823, 4, 9)		Social services (SIC 83)		Engineering, accounting, research, management, and related services (except noncommercial research organizations) (SIC 87 ex. 8733)	
Number	Receipts (\$1,000)	Number	Receipts (\$1,000)	Number	Receipts (\$1,000)	Number	Receipts (\$1,000)	Number	Receipts (\$1,000)	Number	Receipts (\$1,000)	Number	Receipts (\$1,000)
1	(D)	2	(D)	6	2 333	7	—	—	—	3	(D)	6	485
10	(D)	12	6 236	44	(D)	—	(D)	—	—	11	2 173	26	(D)
2	(D)	2	(D)	4	(D)	1	(D)	—	—	5	(D)	9	(D)
1	(D)	1	(D)	1	(D)	3	(D)	—	—	—	—	—	4
8	1 433	5	561	23	11 873	5	1 626	—	—	22	2 557	13	1 889
2	(D)	3	(D)	19	9 896	4	(D)	—	—	21	(D)	8	851
6	(D)	2	(D)	4	1 977	1	(D)	—	—	1	(D)	5	1 038
7	(D)	8	(D)	18	12 004	6	(D)	—	—	4	(D)	7	2 162
—	—	2	(D)	5	4 461	5	(D)	—	—	—	—	2	(D)
7	(D)	6	(D)	13	7 543	1	(D)	—	—	4	(D)	5	(D)
12	2 731	23	3 910	60	42 847	24	4 413	2	(D)	12	3 567	30	13 284
6	(D)	12	2 041	33	29 809	15	2 180	8	(D)	8	3 270	16	10 182
1	(D)	7	1 659	25	(D)	9	2 233	1	(D)	3	(D)	11	(D)
5	(D)	4	210	2	(D)	—	—	—	—	1	(D)	3	(D)
4	(D)	4	385	9	4 407	4	967	—	—	2	(D)	1	(D)
4	(D)	4	385	9	4 407	4	967	—	—	2	(D)	1	(D)
—	—	—	—	—	—	—	—	—	—	—	—	—	17
1	(D)	9	1 433	14	4 137	4	1 127	—	—	1	(D)	8	1 018
53	26 502	110	36 000	262	183 254	82	38 198	12	(D)	59	(D)	128	61 864
1	(D)	3	679	9	9 077	1	(D)	—	—	2	(D)	5	1 474
30	14 521	47	14 511	154	104 036	57	29 038	7	(D)	32	6 165	82	42 824
1	(D)	10	3 011	7	2 056	2	(D)	1	(D)	1	(D)	3	106
—	—	2	(D)	8	6 744	1	(D)	—	—	—	—	1	(D)
1	(D)	3	(D)	3	451	—	—	—	—	1	(D)	—	24
2	(D)	10	1 498	33	29 997	12	3 356	—	—	1	(D)	15	6 791
2	(D)	—	—	1	(D)	—	—	—	—	—	—	—	26
2	(D)	—	—	1	(D)	—	—	—	—	1	(D)	4	1 583
6	2 837	12	(D)	29	26 777	6	4 635	1	(D)	1	(D)	4	2 117
8	3 249	21	(D)	18	(D)	2	(D)	3	(D)	20	4 285	14	(D)
15	5 121	47	117 918	59	33 284	10	2 315	2	(D)	14	1 772	38	8 786
1	(D)	4	(D)	5	2 015	—	—	—	—	1	(D)	2	31
2	(D)	1	(D)	4	1 234	—	—	—	—	1	(D)	2	(D)
—	—	7	(D)	10	(D)	—	—	—	—	—	—	1	(D)
3	602	10	(D)	11	(D)	2	(D)	—	—	6	811	16	1 924
3	495	5	374	6	2 032	1	(D)	1	(D)	1	(D)	5	1 197
4	3 131	15	(D)	21	10 642	5	(D)	—	—	5	(D)	11	2 614
2	(D)	5	(D)	2	(D)	2	(D)	1	(D)	—	—	3	(D)
12	1 702	20	4 806	27	7 935	4	771	—	—	13	(D)	17	3 106
—	—	1	(D)	2	(D)	—	—	—	—	1	(D)	1	(D)
3	928	9	3 205	13	3 663	3	(D)	—	—	4	641	15	(D)
—	—	—	—	—	—	—	—	—	—	—	—	—	41
9	774	10	(D)	12	(D)	1	(D)	—	—	8	(D)	1	(D)
4	438	7	(D)	9	3 335	6	758	—	—	1	(D)	6	1 784
42	15 078	78	20 409	192	137 503	40	26 302	3	(D)	55	(D)	78	36 061
20	7 859	33	11 148	133	(D)	30	(D)	2	(D)	32	3 420	51	32 143
1	(D)	1	(D)	5	1 727	—	—	—	—	3	110	1	(D)
—	—	3	575	2	(D)	—	—	—	—	1	(D)	1	(D)
2	(D)	5	961	11	2 116	2	(D)	—	—	1	(D)	4	460
3	620	4	(D)	9	4 978	—	—	1	(D)	4	126	6	1 555
16	(D)	32	(D)	32	(D)	7	(D)	—	—	14	(D)	15	(D)
6	689	12	2 722	36	22 412	14	3 327	2	(D)	7	(D)	21	4 799
5	(D)	10	(D)	29	20 129	11	3 009	2	(D)	2	(D)	16	4 259
1	(D)	2	(D)	7	2 283	3	318	—	—	5	598	5	540
5	1 422	3	323	10	5 186	3	(D)	—	—	2	(D)	8	1 035
3	(D)	1	(D)	7	4 532	3	(D)	—	—	—	—	7	(D)
2	(D)	2	(D)	3	654	—	—	—	—	1	(D)	1	(D)
6	2 134	4	943	10	4 838	6	1 220	—	—	1	(D)	5	774
2	(D)	1	(D)	8	(D)	4	(D)	—	—	—	—	3	(D)
4	(D)	3	(D)	2	(D)	2	(D)	—	—	1	(D)	2	(D)
3	(D)	10	953	17	5 721	5	814	—	—	4	(D)	6	621
—	—	3	291	6	2 293	4	(D)	—	—	—	—	—	63
—	—	1	(D)	7	2 119	1	(D)	—	—	1	(D)	3	452
3	(D)	6	(D)	4	1 309	—	—	—	—	3	54	3	169
2	(D)	2	(D)	7	2 194	2	(D)	—	—	2	(D)	—	66
9	1 056	9	1 567	21	6 477	8	1 245	—	—	8	(D)	9	1 688
3	339	4	670	9	2 801	3	584	—	—	2	(D)	2	(D)
—	—	1	(D)	5	1 395	1	(D)	—	—	1	(D)	1	(D)
6	717	4	(D)	7	2 281	4	(D)	—	—	5	(D)	6	(D)
7	1 576	6	831	14	6 136	5	1 251	1	(D)	4	1 092	8	(D)
1	(D)	3	(D)	11	(D)	5	1 251	1	(D)	4	1 092	7	(D)
6	(D)	3	(D)	3	(D)	—	—	—	—	—	—	1	(D)
5	363	4	529	24	9 830	7	1 694	—	—	6	1 041	10	1 902
3	(D)	3	(D)	18	8 437	6	(D)	—	—	3	(D)	10	1 902
2	(D)	1	(D)	6	1 393	1	(D)	—	—	3	(D)	—	77
41	11 091	64	18 640	163	107 933	36	8 490	5	650	42	10 897	116	31 422
1	(D)	1	(D)	1	(D)	—	—	—	—	—	—	1	(D)
—	—	—	—	2	(D)	1	(D)	—	—	—	—	2	(D)
—	—	10	2 146	21	11 669	3	713	—	—	4	1 190	8	740
1	(D)	10	2 059	21	14 761	5	1 931	—	—	7	873	9	1 375

SERVICE INDUSTRIES—GEOGRAPHIC AREA SERIES

MINNESOTA MN-27

Table 4. Summary Statistics for Firms Subject to Federal Income Tax for Counties and for

[Includes only establishments with payroll. For meaning of abbreviations and symbols, see introductory text. For explanation of terms and comparability of 1987 and 1992 censuses, see

	Geographic area	Estab- lish- ments (number)	Receipts (\$1,000)	Annual payroll (\$1,000)	First- quarter payroll (\$1,000)	Paid employees for pay period including March 12 (number)	Selected kind-of-business or operation groups							
							Hotels, rooming houses, camps, and other lodging places (except membership lodging) (SIC 70 ex. 704)		Personal services (SIC 72)		Business services (SIC 73)		Automotive repair, services, and parking (SIC 75)	
							Number	Receipts (\$1,000)	Number	Receipts (\$1,000)	Number	Receipts (\$1,000)	Number	Receipts (\$1,000)
1	Washington County—Con.													
2	Hugo	27	8 935	1 956	416	113	1	(D)	—	—	5	905	3	(D)
3	Lake Elmo	36	9 867	3 219	713	199	—	—	2	(D)	10	3 258	5	1 286
4	Mahtomedi	22	5 401	2 009	440	110	—	—	2	(D)	2	(D)	3	820
5	Newport	27	7 333	2 413	547	141	2	(D)	3	243	7	2 164	7	2 070
6	Oakdale	86	19 566	6 841	1 448	493	—	—	13	2 198	19	4 358	8	3 645
7	Oak Park Heights	9	3 388	854	303	93	—	—	3	(D)	—	—	3	1 372
8	St. Paul Park	14	2 820	691	154	58	—	—	—	—	—	—	3	264
9	Stillwater	161	80 886	37 704	8 161	1 796	3	(D)	21	3 357	21	6 630	12	3 805
10	White Bear Lake (part) ▲	7	1 808	654	116	31	—	—	—	—	1	(D)	1	(D)
11	Woodbury	115	43 497	19 128	4 142	1 110	4	1 899	13	2 051	18	2 904	7	4 990
12	Balance of county	108	(D)	(D)	(D)	FF	3	(D)	12	1 341	16	3 377	9	1 003
13	Watsonwan County	60	12 757	3 678	804	305	1	(D)	12	1 317	3	1 414	8	1 991
14	St. James	40	7 601	2 174	456	182	1	(D)	8	1 068	2	(D)	5	1 108
15	Balance of county	20	5 156	1 504	348	123	—	—	4	249	1	(D)	3	883
16	Wilkin County	26	3 996	1 065	224	94	3	(D)	1	(D)	1	(D)	3	(D)
17	Breckenridge	21	3 246	961	204	83	3	(D)	1	(D)	—	—	2	(D)
18	Balance of county	5	750	104	20	11	—	—	—	—	1	(D)	1	(D)
19	Winona County	257	91 249	33 715	7 429	2 007	10	3 990	42	5 665	30	25 524	29	7 352
20	Goodview	—	—	—	—	—	—	—	—	—	—	—	—	—
21	St. Charles	6	3 757	1 811	438	105	—	—	—	—	1	(D)	—	—
22	Winona	203	61 263	22 361	4 855	1 384	9	(D)	35	5 140	23	(D)	22	5 552
23	Balance of county	48	26 229	9 543	2 136	518	1	(D)	7	525	6	(D)	7	1 800
24	Wright County	353	109 224	38 121	9 064	2 690	9	1 879	50	7 383	50	32 369	39	8 805
25	Buffalo	74	24 584	9 595	2 258	564	1	(D)	11	2 432	8	2 851	10	2 229
26	Dayton (part) ▲	—	—	—	—	—	—	—	—	—	—	—	—	—
27	Delano	7	5 039	2 482	574	187	—	—	1	(D)	3	(D)	—	—
28	Monticello	66	30 796	9 875	2 252	747	3	1 328	10	1 659	8	14 216	3	(D)
29	Otsego ▲	2	(D)	(D)	(D)	AA	—	—	—	—	—	—	—	—
30	Rockford (part) ▲	4	659	199	59	16	—	—	1	(D)	2	(D)	—	—
31	St. Michael	3	(D)	(D)	(D)	AA	—	—	—	—	—	—	—	—
32	Balance of county	197	47 350	15 644	3 829	1 160	5	(D)	27	(D)	29	(D)	26	(D)
33	Yellow Medicine County	58	19 334	6 425	1 311	466	2	(D)	11	943	—	—	5	1 153
34	Granite Falls (part) ▲	24	(D)	(D)	(D)	EE	2	(D)	2	(D)	—	—	2	(D)
35	Balance of county	34	(D)	(D)	(D)	CC	—	—	9	(D)	—	—	3	(D)

Places With 2,500 Inhabitants or More: 1992 —Con.

appendix A. For information on geographic areas followed by ▲, see appendix F]

Selected kind-of-business or operation groups —Con.														
Miscellaneous repair services (SIC 76)		Amusement and recreation services, including motion pictures and museums (SIC 78, 79, 84)		Health services (SIC 80)		Legal services (SIC 81)		Selected educational services (SIC 823, 4, 9)		Social services (SIC 83)		Engineering, accounting, research, management, and related services (except noncommercial research organizations) (SIC 87 ex. 8733)		
Number	Receipts (\$1,000)	Number	Receipts (\$1,000)	Number	Receipts (\$1,000)	Number	Receipts (\$1,000)	Number	Receipts (\$1,000)	Number	Receipts (\$1,000)	Number	Receipts (\$1,000)	
7	2 505	3	(D)	3	815	—	—	—	—	2	(D)	3	336	1
2	(D)	3	(D)	4	1 733	1	(D)	—	—	3	(D)	6	570	2
1	(D)	2	(D)	5	1 191	1	(D)	—	—	2	(D)	4	(D)	3
2	(D)	3	863	1	(D)	—	—	—	—	—	—	2	(D)	4
5	905	5	983	13	4 175	4	745	1	(D)	4	195	12	2 148	5
—	—	2	(D)	—	—	—	—	—	—	—	—	1	(D)	6
5	1 102	1	(D)	1	(D)	—	—	—	—	1	(D)	2	(D)	7
7	1 396	9	3 592	43	46 784	14	3 412	1	(D)	5	1 007	22	9 053	8
—	—	—	—	1	(D)	1	(D)	—	—	—	—	3	(D)	9
—	—	6	3 015	32	21 014	5	641	—	—	7	4 052	23	2 931	10
10	3 535	9	2 679	15	3 497	1	(D)	3	(D)	7	2 419	18	8 836	11
3	(D)	4	1 148	21	5 076	6	1 059	—	—	—	—	2	(D)	12
1	(D)	2	(D)	15	3 190	5	(D)	—	—	—	—	1	(D)	13
2	(D)	2	(D)	6	1 886	1	(D)	—	—	—	—	1	(D)	14
2	(D)	3	619	5	1 060	2	(D)	—	—	—	—	6	517	15
1	(D)	3	619	5	1 060	2	(D)	—	—	—	—	4	(D)	16
1	(D)	—	—	—	—	—	—	—	—	—	—	2	(D)	17
14	(D)	15	3 924	51	25 699	22	3 538	—	—	14	3 567	27	6 097	18
—	—	—	—	—	—	—	—	—	—	—	—	—	—	19
—	—	1	(D)	3	(D)	1	(D)	—	—	—	—	—	—	20
7	1 488	12	3 641	44	20 747	18	3 192	—	—	11	2 893	20	4 390	21
7	(D)	2	(D)	4	(D)	3	(D)	—	—	3	674	7	1 707	22
15	(D)	41	8 190	66	26 706	19	4 302	3	(D)	30	8 130	29	8 315	23
—	—	5	(D)	19	10 000	7	1 107	—	—	6	1 598	7	3 545	24
—	—	—	—	—	—	—	—	—	—	—	—	—	—	25
—	—	1	(D)	2	(D)	—	—	—	—	—	—	—	—	26
—	—	12	4 415	14	4 101	4	1 207	—	—	6	(D)	6	2 328	27
—	—	1	(D)	—	—	—	—	—	—	—	—	—	—	28
—	—	—	—	1	(D)	—	—	—	—	—	—	—	—	29
—	—	—	—	1	(D)	1	(D)	—	—	1	(D)	—	—	30
15	(D)	22	(D)	29	(D)	7	(D)	3	(D)	17	(D)	16	2 442	31
7	1 611	8	(D)	18	5 470	2	(D)	—	—	1	(D)	4	712	32
1	(D)	5	(D)	8	3 029	1	(D)	—	—	1	(D)	2	(D)	33
6	(D)	3	(D)	10	2 441	1	(D)	—	—	—	—	2	(D)	34

Table 5. Summary Statistics for Firms Subject to Federal Income Tax for Places With 350 Establishments or More: 1992

[Includes only establishments with payroll. For meaning of abbreviations and symbols, see introductory text. For explanation of terms and comparability of 1987 and 1992 censuses, see appendix A. For information on geographic areas followed by ▲, see appendix F]

SIC code	Geographic area and kind of business or operation	Establishments (number)	Receipts (\$1,000)	Annual payroll (\$1,000)	First-quarter payroll (\$1,000)	Paid employees for pay period including March 12 (number)
BLOOMINGTON						
	Total	1 149	1 514 169	589 983	139 833	24 622
70 ex. 704	Hotels, rooming houses, camps, and other lodging places (except membership lodging)	23	(D)	(D)	(D)	GG
7011	Hotels and motels	22	94 676	25 505	6 201	2 201
7011 pt.	Hotels	15	80 319	22 054	5 384	1 871
7011 pt.	Motels, motor hotels, and tourist courts	7	14 357	3 451	817	330
702, 3	Other lodging places	1	(D)	(D)	(D)	AA
72	Personal services	102	189 868	71 222	17 700	3 655
721	Laundry, cleaning, and garment services	28	(D)	(D)	(D)	EE
7211	Power laundries, family and commercial*	1	(D)	(D)	(D)	AA
7213	Linen supply*	2	(D)	(D)	(D)	BB
7215	Coin-operated laundries and drycleaning	-	-	-	-	-
7216	Drycleaning plants, except rug cleaning*	16	(D)	(D)	(D)	CC
7217	Carpet and upholstery cleaning	6	(D)	(D)	(D)	BB
7218	Industrial laundriers*	-	-	-	-	-
7212, 9	Other laundry, cleaning, and garment services*	3	311	191	44	15
722	Photographic studios, portrait	8	(D)	(D)	(D)	HH
723, 4	Beauty and barber shops	42	(D)	(D)	(D)	EE
723	Beauty shops	41	6 539	2 531	604	222
724	Barber shops	1	(D)	(D)	(D)	BB
725	Shoe repair shops and shoeshine parlors	4	(D)	(D)	(D)	AA
726	Funeral service and crematories	4	(D)	(D)	(D)	AA
729	Miscellaneous personal services	16	(D)	(D)	(D)	EE
73	Business services	351	629 411	243 788	56 824	10 059
731	Advertising	37	62 129	17 729	3 960	402
732	Consumer credit reporting agencies, mercantile reporting agencies, and adjustment and collection agencies	9	(D)	(D)	(D)	FF
733	Mailing, reproduction, commercial art and photography, and stenographic services	40	22 012	7 886	1 721	282
734	Services to dwellings and other buildings	27	8 550	5 409	1 221	590
735	Miscellaneous equipment rental and leasing	12	10 579	2 801	688	109
736	Personnel supply services	54	82 649	56 754	11 740	3 592
737	Computer programming, data processing, and other computer related services	114	347 144	121 115	29 952	3 444
7371, 2, 3	Computer programming, prepackaged software, and integrated systems	69	172 104	49 800	12 577	1 044
7374, 5, 6	Data processing services	19	133 234	48 690	11 672	1 784
7377, 8, 9	Computer rental and leasing, maintenance, and related services, n.e.c.	26	41 806	22 625	5 703	616
738	Miscellaneous business services	58	(D)	(D)	(D)	FF
75	Automotive repair, services, and parking	78	55 716	13 868	3 432	634
751	Automotive rental and leasing, without drivers	12	17 778	1 953	627	104
752	Automobile parking	-	-	-	-	-
753	Automotive repair shops	47	29 972	9 663	2 241	316
7532	Top, body, and upholstery repair shops and paint shops	15	15 615	5 309	1 227	152
7538	General automotive repair shops	22	9 304	3 143	724	115
7533, 4, 6, 7, 9	Other automotive repair shops	10	5 053	1 211	290	49
754	Automotive services, except repair	19	7 966	2 252	564	214
76	Miscellaneous repair services	29	11 509	3 480	841	138
762	Electrical repair shops	10	7 331	2 187	519	76
7622	Radio and television repair shops	2	(D)	(D)	(D)	AA
7623, 9	Other electrical and electronic repair shops	8	(D)	(D)	(D)	BB
763	Watch, clock, and jewelry repair	2	(D)	(D)	(D)	AA
764	Reupholstery and furniture repair	-	-	-	-	-
769	Miscellaneous repair and related services	17	(D)	(D)	(D)	BB
78, 79, 84	Amusement and recreation services, including motion pictures and museums	65	112 306	35 784	9 400	2 107
781, 2	Motion picture production, distribution, and services	17	52 866	6 229	1 672	268
783	Motion picture theaters	1	(D)	(D)	(D)	BB
784	Video tape rental	9	1 997	448	102	82
792	Theatrical producers (except motion picture), bands, orchestras, and entertainers	9	(D)	(D)	(D)	BB
793	Bowling centers	2	(D)	(D)	(D)	BB
79 ex. 792, 3, 84	Commercial sports and other amusement and recreation services, including museums	27	34 714	23 709	7 274	1 632
80	Health services	118	83 461	46 093	10 750	1 224
801	Offices and clinics of doctors of medicine	22	40 348	27 748	6 461	327
802	Offices and clinics of dentists	43	14 074	5 747	1 323	219
803	Offices and clinics of doctors of osteopathy	-	-	-	-	-
804	Offices and clinics of other health practitioners	32	11 753	4 829	1 134	228
805	Nursing and personal care facilities	10	10 448	5 610	1 365	373
806	Hospitals	-	-	-	-	-
807, 8, 9	Other health services	11	6 838	2 159	467	77
81	Legal services	79	46 651	25 804	5 433	536
823, 4, 9	Selected educational services	17	11 077	3 789	946	147

Table 5. Summary Statistics for Firms Subject to Federal Income Tax for Places With 350 Establishments or More: 1992 — Con.

[Includes only establishments with payroll. For meaning of abbreviations and symbols, see introductory text. For explanation of terms and comparability of 1987 and 1992 censuses, see appendix A. For information on geographic areas followed by ▲, see appendix F]

SIC code	Geographic area and kind of business or operation	Establishments (number)	Receipts (\$1,000)	Annual payroll (\$1,000)	First-quarter payroll (\$1,000)	Paid employees for pay period including March 12 (number)
BLOOMINGTON—Con.						
83	Social services	42	14 810	6 755	1 601	486
835	Child day care services	24	6 271	2 744	690	293
832, 3, 6, 9	Other social services	18	8 539	4 011	911	193
87 ex. 8733	Engineering, accounting, research, management, and related services (except noncommercial research organizations)	235	256 395	110 817	26 039	3 377
871	Engineering, architectural, and surveying services	50	45 314	21 442	4 923	533
872	Accounting, auditing, and bookkeeping services	60	42 828	20 625	5 063	1 073
873 ex. 8733	Research, development, and testing services (except noncommercial research organizations)	20	28 537	8 672	1 953	375
874	Management and public relations services	105	139 716	60 078	14 100	1 396
89	Services, n.e.c.	10	(D)	(D)	(D)	BB
BURNSVILLE						
	Total	482	214 114	81 173	17 946	4 571
70 ex. 704	Hotels, rooming houses, camps, and other lodging places (except membership lodging)	7	7 606	1 529	358	176
7011	Hotels and motels	7	7 606	1 529	358	176
7011 pt.	Hotels	3	(D)	(D)	(D)	BB
7011 pt.	Motels, motor hotels, and tourist courts	4	(D)	(D)	(D)	BB
702, 3	Other lodging places	—	—	—	—	—
72	Personal services	60	15 382	5 795	1 412	542
721	Laundry, cleaning, and garment services	16	3 880	1 079	209	111
7211	Power laundries, family and commercial*	—	—	—	—	—
7213	Linen supply*	—	—	—	—	—
7215	Coin-operated laundries and drycleaning	—	—	—	—	—
7216	Drycleaning plants, except rug cleaning*	9	1 505	372	65	47
7217	Carpet and upholstery cleaning	1	(D)	(D)	(D)	AA
7218	Industrial laundriers*	—	—	—	—	—
7212, 9	Other laundry, cleaning, and garment services*	6	(D)	(D)	(D)	BB
722	Photographic studios, portrait	5	1 591	490	95	52
723, 4	Beauty and barber shops	29	7 280	3 723	991	325
723	Beauty shops	27	(D)	(D)	(D)	EE
724	Barber shops	2	(D)	(D)	(D)	AA
725	Shoe repair shops and shoeshine parlors	1	(D)	(D)	(D)	AA
726	Funeral service and crematories	—	—	—	—	—
729	Miscellaneous personal services	9	(D)	(D)	(D)	BB
73	Business services	118	66 135	26 156	5 781	1 253
731	Advertising	4	1 375	214	53	24
732	Consumer credit reporting agencies, mercantile reporting agencies, and adjustment and collection agencies	2	(D)	(D)	(D)	AA
733	Mailing, reproduction, commercial art and photography, and stenographic services	15	4 459	882	198	60
734	Services to dwellings and other buildings	18	2 668	1 175	222	83
735	Miscellaneous equipment rental and leasing	5	2 118	738	128	20
736	Personnel supply services	10	3 691	2 707	774	250
737	Computer programming, data processing, and other computer related services	38	23 755	10 026	2 072	240
7371, 2, 3	Computer programming, prepackaged software, and integrated systems	21	13 984	6 419	1 177	135
7374, 5, 6	Data processing services	5	3 119	1 083	288	34
7377, 8, 9	Computer rental and leasing, maintenance, and related services, n.e.c.	12	6 652	2 524	607	71
738	Miscellaneous business services	26	(D)	(D)	(D)	FF
75	Automotive repair, services, and parking	42	23 482	5 481	1 173	243
751	Automotive rental and leasing, without drivers	3	(D)	(D)	(D)	AA
752	Automobile parking	—	—	—	—	—
753	Automotive repair shops	30	17 255	4 727	1 023	189
7532	Top, body, and upholstery repair shops and paint shops	4	2 545	791	178	33
7538	General automotive repair shops	12	6 382	1 684	397	65
7533, 4, 6, 7, 9	Other automotive repair shops	14	8 328	2 252	448	91
754	Automotive services, except repair	9	(D)	(D)	(D)	BB
76	Miscellaneous repair services	13	3 984	830	181	49
762	Electrical repair shops	1	(D)	(D)	(D)	AA
7622	Radio and television repair shops	—	—	—	—	—
7623, 9	Other electrical and electronic repair shops	1	(D)	(D)	(D)	AA
763	Watch, clock, and jewelry repair	—	—	—	—	—
764	Reupholstery and furniture repair	1	(D)	(D)	(D)	AA
769	Miscellaneous repair and related services	11	(D)	(D)	(D)	BB

Table 5. Summary Statistics for Firms Subject to Federal Income Tax for Places With 350 Establishments or More: 1992 — Con.

[Includes only establishments with payroll. For meaning of abbreviations and symbols, see introductory text. For explanation of terms and comparability of 1987 and 1992 censuses, see appendix A. For information on geographic areas followed by ▲, see appendix F]

SIC code	Geographic area and kind of business or operation	Establishments (number)	Receipts (\$1,000)	Annual payroll (\$1,000)	First-quarter payroll (\$1,000)	Paid employees for pay period including March 12 (number)
BURNSVILLE—Con.						
78, 79, 84	Amusement and recreation services, including motion pictures and museums	31	17 637	5 077	1 283	767
781, 2	Motion picture production, distribution, and services	2	(D)	(D)	(D)	BB
783	Motion picture theaters	3	(D)	(D)	(D)	BB
784	Video tape rental	9	1 246	215	50	44
792	Theatrical producers (except motion picture), bands, orchestras, and entertainers	2	(D)	(D)	(D)	AA
793	Bowling centers	—	—	—	—	—
79 ex. 792, 3; 84	Commercial sports and other amusement and recreation services, including museums	15	5 920	2 715	786	597
80	Health services	84	49 438	24 584	5 309	905
801	Offices and clinics of doctors of medicine	19	21 300	12 287	2 781	227
802	Offices and clinics of dentists	30	11 464	4 956	1 077	197
803	Offices and clinics of doctors of osteopathy	—	—	—	—	—
804	Offices and clinics of other health practitioners	24	6 276	2 420	583	124
805	Nursing and personal care facilities	2	(D)	(D)	(D)	AA
806	Hospitals	—	—	—	—	—
807, 8, 9	Other health services	9	(D)	(D)	(D)	EE
81	Legal services	20	2 641	941	204	45
823, 4, 9	Selected educational services	6	(D)	(D)	(D)	BB
83	Social services	29	6 506	2 689	619	305
835	Child day care services	14	3 243	1 294	302	166
832, 3, 6, 9	Other social services	15	3 263	1 395	317	139
87 ex. 8733	Engineering, accounting, research, management, and related services (except noncommercial research organizations)	64	18 259	6 915	1 385	242
871	Engineering, architectural, and surveying services	17	6 602	2 788	557	78
872	Accounting, auditing, and bookkeeping services	20	5 131	2 219	510	85
873 ex. 8733	Research, development, and testing services (except noncommercial research organizations)	7	1 664	563	112	44
874	Management and public relations services	20	4 862	1 345	206	35
89	Services, n.e.c.	8	(D)	(D)	(D)	BB
DULUTH						
	Total	734	337 649	134 929	30 442	7 249
70 ex. 704	Hotels, rooming houses, camps, and other lodging places (except membership lodging)	42	39 588	10 008	2 320	995
7011	Hotels and motels	34	37 895	9 482	2 198	944
7011 pt.	Hotels	9	23 780	6 566	1 605	586
7011 pt.	Motels, motor hotels, and tourist courts	25	14 115	2 916	593	358
702, 3	Other lodging places	8	1 693	526	122	51
72	Personal services	92	20 982	7 913	2 011	662
721	Laundry, cleaning, and garment services	11	4 315	1 558	360	118
7211	Power laundries, family and commercial*	—	—	—	—	—
7213	Linen supply*	—	—	—	—	—
7215	Coin-operated laundries and drycleaning	—	—	—	—	—
7216	Drycleaning plants, except rug cleaning*	6	(D)	(D)	(D)	BB
7217	Carpet and upholstery cleaning	3	340	130	24	15
7218	Industrial laundriers*	1	(D)	(D)	(D)	BB
7212, 9	Other laundry, cleaning, and garment services*	1	(D)	(D)	(D)	AA
722	Photographic studios, portrait	7	3 766	1 104	240	65
723, 4	Beauty and barber shops	52	6 130	2 633	633	265
723	Beauty shops	51	(D)	(D)	(D)	EE
724	Barber shops	1	(D)	(D)	(D)	AA
725	Shoe repair shops and shoeshine parlors	2	(D)	(D)	(D)	AA
726	Funeral service and crematories	8	4 623	2 053	580	58
729	Miscellaneous personal services	12	(D)	(D)	(D)	CC
73	Business services	109	38 114	16 122	3 628	1 127
731	Advertising	10	3 088	1 543	374	68
732	Consumer credit reporting agencies, mercantile reporting agencies, and adjustment and collection agencies	5	891	177	41	14
733	Mailing, reproduction, commercial art and photography, and stenographic services	11	1 370	288	55	16
734	Services to dwellings and other buildings	19	4 165	1 807	485	213
735	Miscellaneous equipment rental and leasing	9	4 827	1 480	298	57
736	Personnel supply services	9	(D)	(D)	(D)	EE
737	Computer programming, data processing, and other computer related services	14	5 890	2 643	618	97
7371, 2, 3	Computer programming, prepackaged software, and integrated systems	4	(D)	(D)	(D)	AA
7374, 5, 6	Data processing services	5	(D)	(D)	(D)	BB
7377, 8, 9	Computer rental and leasing, maintenance, and related services, n.e.c.	5	1 666	920	212	27
738	Miscellaneous business services	32	(D)	(D)	(D)	EE

Table 5. Summary Statistics for Firms Subject to Federal Income Tax for Places With 350 Establishments or More: 1992 — Con.

[Includes only establishments with payroll. For meaning of abbreviations and symbols, see introductory text. For explanation of terms and comparability of 1987 and 1992 censuses, see appendix A. For information on geographic areas followed by ▲, see appendix F]

SIC code	Geographic area and kind of business or operation	Establishments (number)	Receipts (\$1,000)	Annual payroll (\$1,000)	First-quarter payroll (\$1,000)	Paid employees for pay period including March 12 (number)
DULUTH—Con.						
75	Automotive repair, services, and parking	80	24 759	5 914	1 393	376
751	Automotive rental and leasing, without drivers	3	(D)	(D)	(D)	BB
752	Automobile parking	5	(D)	(D)	(D)	AA
753	Automotive repair shops	62	19 028	4 531	1 118	260
7532	Top, body, and upholstery repair shops and paint shops	21	6 545	1 734	439	108
7538	General automotive repair shops	26	8 203	1 737	424	97
7533, 4, 6, 7, 9	Other automotive repair shops	15	4 280	1 060	255	55
754	Automotive services, except repair	10	3 376	787	175	77
76	Miscellaneous repair services	30	14 521	3 868	1 341	167
762	Electrical repair shops	7	2 594	923	229	56
7622	Radio and television repair shops	1	(D)	(D)	(D)	AA
7623, 9	Other electrical and electronic repair shops	6	(D)	(D)	(D)	BB
763	Watch, clock, and jewelry repair	2	(D)	(D)	(D)	AA
764	Reupholstery and furniture repair	5	(D)	(D)	(D)	AA
769	Miscellaneous repair and related services	16	11 196	2 796	1 077	94
78, 79, 84	Amusement and recreation services, including motion pictures and museums	47	14 511	4 026	807	398
781, 2	Motion picture production, distribution, and services	1	(D)	(D)	(D)	AA
783	Motion picture theaters	2	(D)	(D)	(D)	BB
784	Video tape rental	15	2 455	630	158	109
792	Theatrical producers (except motion picture), bands, orchestras, and entertainers	3	(D)	(D)	(D)	AA
793	Bowling centers	5	1 885	569	150	78
79 ex. 792, 3; 84	Commercial sports and other amusement and recreation services, including museums	21	8 026	2 456	412	180
80	Health services	154	104 036	49 815	10 412	2 072
801	Offices and clinics of doctors of medicine	40	48 975	26 905	5 142	427
802	Offices and clinics of dentists	60	18 418	7 177	1 479	329
803	Offices and clinics of doctors of osteopathy	1	(D)	(D)	(D)	AA
804	Offices and clinics of other health practitioners	32	5 774	2 517	571	125
805	Nursing and personal care facilities	9	19 662	9 315	2 253	608
806	Hospitals	—	—	—	—	—
807, 8, 9	Other health services	12	(D)	(D)	(D)	FF
81	Legal services	57	29 038	14 157	3 308	404
823, 4, 9	Selected educational services	7	(D)	(D)	(D)	BB
83	Social services	32	6 165	2 378	637	251
835	Child day care services	14	1 001	497	125	66
832, 3, 6, 9	Other social services	18	5 164	1 881	512	185
87 ex. 8733	Engineering, accounting, research, management, and related services (except noncommercial research organizations)	82	42 824	19 358	4 342	730
871	Engineering, architectural, and surveying services	28	18 831	8 605	1 839	286
872	Accounting, auditing, and bookkeeping services	27	11 575	4 769	1 149	186
873 ex. 8733	Research, development, and testing services (except noncommercial research organizations)	6	2 255	1 251	270	62
874	Management and public relations services	21	10 163	4 733	1 084	196
89	Services, n.e.c.	2	(D)	(D)	(D)	AA
EDEN PRAIRIE						
	Total	512	541 098	233 615	50 373	6 765
70 ex. 704	Hotels, rooming houses, camps, and other lodging places (except membership lodging)	5	(D)	(D)	(D)	CC
7011	Hotels and motels	5	(D)	(D)	(D)	CC
7011 pt.	Hotels	3	(D)	(D)	(D)	BB
7011 pt.	Motels, motor hotels, and tourist courts	2	(D)	(D)	(D)	BB
702, 3	Other lodging places	—	—	—	—	—
72	Personal services	41	7 854	2 824	660	263
721	Laundry, cleaning, and garment services	6	1 143	327	71	29
7211	Power laundries, family and commercial*	—	—	—	—	—
7213	Linen supply*	—	—	—	—	—
7215	Coin-operated laundries and drycleaning	—	—	—	—	—
7216	Drycleaning plants, except rug cleaning*	1	(D)	(D)	(D)	AA
7217	Carpet and upholstery cleaning	2	(D)	(D)	(D)	AA
7218	Industrial launderers*	—	—	—	—	—
7212, 9	Other laundry, cleaning, and garment services*	3	(D)	(D)	(D)	AA
722	Photographic studios, portrait	4	492	54	15	9
723, 4	Beauty and barber shops	17	(D)	(D)	(D)	CC
723	Beauty shops	14	(D)	(D)	(D)	CC
724	Barber shops	3	(D)	(D)	(D)	AA
725	Shoe repair shops and shoeshine parlors	1	(D)	(D)	(D)	AA
726	Funeral service and crematories	—	—	—	—	—
729	Miscellaneous personal services	13	(D)	(D)	(D)	BB

Table 5. Summary Statistics for Firms Subject to Federal Income Tax for Places With 350 Establishments or More: 1992 — Con.

[Includes only establishments with payroll. For meaning of abbreviations and symbols, see introductory text. For explanation of terms and comparability of 1987 and 1992 censuses, see appendix A. For information on geographic areas followed by ▲, see appendix F]

SIC code	Geographic area and kind of business or operation	Establishments (number)	Receipts (\$1,000)	Annual payroll (\$1,000)	First-quarter payroll (\$1,000)	Paid employees for pay period including March 12 (number)
EDEN PRAIRIE—Con.						
73	Business services	182	316 256	116 354	27 280	3 414
731	Advertising	13	5 360	2 319	540	56
732	Consumer credit reporting agencies, mercantile reporting agencies, and adjustment and collection agencies	3	(D)	(D)	(D)	BB
733	Mailing, reproduction, commercial art and photography, and stenographic services	17	16 400	4 281	899	133
734	Services to dwellings and other buildings	14	5 407	2 098	419	141
735	Miscellaneous equipment rental and leasing	8	10 461	2 535	525	128
736	Personnel supply services	14	4 113	2 881	627	207
737	Computer programming, data processing, and other computer related services	84	243 862	90 920	22 107	2 328
7371, 2, 3	Computer programming, prepackaged software, and integrated systems	60	108 569	34 361	7 882	859
7374, 5, 6	Data processing services	7	(D)	(D)	(D)	BB
7377, 8, 9	Computer rental and leasing, maintenance, and related services, n.e.c.	17	(D)	(D)	(D)	GG
738	Miscellaneous business services	29	(D)	(D)	(D)	EE
75	Automotive repair, services, and parking	30	17 400	4 480	1 048	211
751	Automotive rental and leasing, without drivers	1	(D)	(D)	(D)	AA
752	Automobile parking	—	—	—	—	—
753	Automotive repair shops	23	11 753	3 639	856	134
7532	Top, body, and upholstery repair shops and paint shops	7	4 446	1 539	383	49
7538	General automotive repair shops	11	5 331	1 585	386	66
7533, 4, 6, 7, 9	Other automotive repair shops	5	1 976	515	87	19
754	Automotive services, except repair	6	(D)	(D)	(D)	BB
76	Miscellaneous repair services	15	13 183	6 402	1 479	270
762	Electrical repair shops	8	9 971	5 212	1 219	225
7622	Radio and television repair shops	—	—	—	—	—
7623, 9	Other electrical and electronic repair shops	8	9 971	5 212	1 219	225
763	Watch, clock, and jewelry repair	2	(D)	(D)	(D)	AA
764	Reupholstery and furniture repair	1	(D)	(D)	(D)	AA
769	Miscellaneous repair and related services	4	(D)	(D)	(D)	BB
78, 79, 84	Amusement and recreation services, including motion pictures and museums	39	39 374	45 474	6 658	709
781, 2	Motion picture production, distribution, and services	9	5 282	1 813	349	39
783	Motion picture theaters	2	(D)	(D)	(D)	BB
784	Video tape rental	4	(D)	(D)	(D)	BB
792	Theatrical producers (except motion picture), bands, orchestras, and entertainers	3	(D)	(D)	(D)	AA
793	Bowling centers	—	—	—	—	—
79 ex. 792, 3; 84	Commercial sports and other amusement and recreation services, including museums	21	30 066	42 883	6 161	580
80	Health services	49	21 931	9 528	1 983	298
801	Offices and clinics of doctors of medicine	11	7 658	4 083	848	100
802	Offices and clinics of dentists	14	5 663	2 423	568	94
803	Offices and clinics of doctors of osteopathy	—	—	—	—	—
804	Offices and clinics of other health practitioners	17	4 027	1 235	263	61
805	Nursing and personal care facilities	—	—	—	—	—
806	Hospitals	—	—	—	—	—
807, 8, 9	Other health services	7	4 583	1 787	304	43
81	Legal services	8	2 358	1 167	272	32
823, 4, 9	Selected educational services	14	7 289	2 008	464	79
83	Social services	26	33 383	11 803	2 926	515
835	Child day care services	16	(D)	(D)	(D)	CC
832, 3, 6, 9	Other social services	10	(D)	(D)	(D)	EE
87 ex. 8733	Engineering, accounting, research, management, and related services (except noncommercial research organizations)	98	73 423	31 235	7 041	843
871	Engineering, architectural, and surveying services	25	16 418	7 590	1 627	203
872	Accounting, auditing, and bookkeeping services	22	4 788	2 471	565	85
873 ex. 8733	Research, development, and testing services (except noncommercial research organizations)	10	23 046	7 530	1 836	206
874	Management and public relations services	41	29 171	13 644	3 013	349
89	Services, n.e.c.	5	(D)	(D)	(D)	BB

Table 5. Summary Statistics for Firms Subject to Federal Income Tax for Places With 350 Establishments or More: 1992 — Con.

[Includes only establishments with payroll. For meaning of abbreviations and symbols, see introductory text. For explanation of terms and comparability of 1987 and 1992 censuses, see appendix A. For information on geographic areas followed by ▲, see appendix F]

SIC code	Geographic area and kind of business or operation	Establishments (number)	Receipts (\$1,000)	Annual payroll (\$1,000)	First-quarter payroll (\$1,000)	Paid employees for pay period including March 12 (number)
EDINA						
	Total	1 035	758 564	342 264	77 178	13 570
70 ex. 704	Hotels, rooming houses, camps, and other lodging places (except membership lodging)	7	15 345	5 462	1 308	372
7011	Hotels and motels	7	15 345	5 462	1 308	372
7011 pt.	Hotels	4	(D)	(D)	(D)	EE
7011 pt.	Motels, motor hotels, and tourist courts	3	(D)	(D)	(D)	BB
702, 3	Other lodging places	—	—	—	—	—
72	Personal services	70	22 769	9 987	2 444	792
721	Laundry, cleaning, and garment services	11	5 052	2 162	532	165
7211	Power laundries, family and commercial*	2	(D)	(D)	(D)	BB
7213	Linen supply*	—	—	—	—	—
7215	Coin-operated laundries and drycleaning	—	—	—	—	—
7216	Drycleaning plants, except rug cleaning*	2	(D)	(D)	(D)	AA
7217	Carpet and upholstery cleaning	4	(D)	(D)	(D)	BB
7218	Industrial laundriers*	1	(D)	(D)	(D)	BB
7212, 9	Other laundry, cleaning, and garment services*	2	(D)	(D)	(D)	AA
722	Photographic studios, portrait	8	1 586	289	68	44
723, 4	Beauty and barber shops	40	13 601	7 084	1 724	537
723	Beauty shops	37	12 904	6 889	1 702	528
724	Barber shops	3	697	195	22	9
725	Shoe repair shops and shoeshine parlors	2	(D)	(D)	(D)	AA
726	Funeral service and crematories	—	—	—	—	—
729	Miscellaneous personal services	9	(D)	(D)	(D)	BB
73	Business services	266	258 097	122 475	28 751	5 942
731	Advertising	35	19 989	5 364	1 231	155
732	Consumer credit reporting agencies, mercantile reporting agencies, and adjustment and collection agencies	5	3 222	1 543	319	101
733	Mailing, reproduction, commercial art and photography, and stenographic services	29	29 369	9 512	2 227	365
734	Services to dwellings and other buildings	20	2 665	1 069	262	122
735	Miscellaneous equipment rental and leasing	7	2 962	993	224	23
736	Personnel supply services	40	51 627	38 165	8 760	2 690
737	Computer programming, data processing, and other computer related services	79	99 295	47 283	10 965	950
7371, 2, 3	Computer programming, prepackaged software, and integrated systems	48	77 010	40 370	9 143	786
7374, 5, 6	Data processing services	17	15 861	5 262	1 472	120
7377, 8, 9	Computer rental and leasing, maintenance, and related services, n.e.c.	14	6 424	1 651	350	44
738	Miscellaneous business services	51	48 968	18 546	4 763	1 536
75	Automotive repair, services, and parking	16	11 992	3 267	574	174
751	Automotive rental and leasing, without drivers	6	6 750	1 782	225	21
752	Automobile parking	—	—	—	—	—
753	Automotive repair shops	3	820	176	42	8
7532	Top, body, and upholstery repair shops and paint shops	—	—	—	—	—
7538	General automotive repair shops	1	(D)	(D)	(D)	AA
7533, 4, 6, 7, 9	Other automotive repair shops	2	(D)	(D)	(D)	AA
754	Automotive services, except repair	7	4 422	1 309	307	145
76	Miscellaneous repair services	10	(D)	(D)	(D)	CC
762	Electrical repair shops	6	(D)	(D)	(D)	BB
7622	Radio and television repair shops	1	(D)	(D)	(D)	BB
7623, 9	Other electrical and electronic repair shops	5	1 731	396	90	12
763	Watch, clock, and jewelry repair	1	(D)	(D)	(D)	AA
764	Reupholstery and furniture repair	—	—	—	—	—
769	Miscellaneous repair and related services	3	(D)	(D)	(D)	CC
78, 79, 84	Amusement and recreation services, including motion pictures and museums	46	31 354	7 150	1 496	431
781, 2	Motion picture production, distribution, and services	11	16 267	4 122	1 027	138
783	Motion picture theaters	4	(D)	(D)	(D)	BB
784	Video tape rental	9	4 147	993	68	82
792	Theatrical producers (except motion picture), bands, orchestras, and entertainers	6	(D)	(D)	(D)	BB
793	Bowling centers	—	—	—	—	—
79 ex. 792, 3, 84	Commercial sports and other amusement and recreation services, including museums	16	3 142	918	212	95
80	Health services	252	200 691	103 716	22 313	2 833
801	Offices and clinics of doctors of medicine	112	133 015	75 391	16 054	1 390
802	Offices and clinics of dentists	58	26 509	12 215	2 582	397
803	Offices and clinics of doctors of osteopathy	—	—	—	—	—
804	Offices and clinics of other health practitioners	49	11 155	5 083	1 177	286
805	Nursing and personal care facilities	9	7 215	3 499	789	321
806	Hospitals	—	—	—	—	—
807, 8, 9	Other health services	24	22 797	7 528	1 711	439
81	Legal services	70	29 222	11 698	2 518	361
823, 4, 9	Selected educational services	22	30 729	10 590	2 369	329

Table 5. Summary Statistics for Firms Subject to Federal Income Tax for Places With 350 Establishments or More: 1992 — Con.

[Includes only establishments with payroll. For meaning of abbreviations and symbols, see introductory text. For explanation of terms and comparability of 1987 and 1992 censuses, see appendix A. For information on geographic areas followed by ▲, see appendix F]

SIC code	Geographic area and kind of business or operation	Establishments (number)	Receipts (\$1,000)	Annual payroll (\$1,000)	First-quarter payroll (\$1,000)	Paid employees for pay period including March 12 (number)
EDINA — Con.						
83	Social services	57	21 563	9 311	2 236	712
835	Child day care services	20	5 146	2 290	520	284
832, 3, 6, 9	Other social services	37	16 417	7 021	1 716	428
87 ex. 8733	Engineering, accounting, research, management, and related services (except noncommercial research organizations)	207	112 323	51 265	11 533	1 441
871	Engineering, architectural, and surveying services	47	34 691	19 040	4 100	488
872	Accounting, auditing, and bookkeeping services	47	36 553	14 170	3 241	450
873 ex. 8733	Research, development, and testing services (except noncommercial research organizations)	12	3 453	1 392	355	99
874	Management and public relations services	101	37 626	16 663	3 837	404
89	Services, n.e.c.	12	(D)	(D)	(D)	BB
GOLDEN VALLEY						
	Total	354	237 817	115 835	27 247	5 007
70 ex. 704	Hotels, rooming houses, camps, and other lodging places (except membership lodging)	2	(D)	(D)	(D)	BB
7011	Hotels and motels	2	(D)	(D)	(D)	BB
7011 pt.	Hotels	1	(D)	(D)	(D)	AA
7011 pt.	Motels, motor hotels, and tourist courts	1	(D)	(D)	(D)	BB
702, 3	Other lodging places	—	—	—	—	—
72	Personal services	22	4 826	1 761	407	138
721	Laundry, cleaning, and garment services	7	2 065	645	157	60
7211	Power laundries, family and commercial*	—	—	—	—	—
7213	Linen supply*	1	(D)	(D)	(D)	AA
7215	Coin-operated laundries and drycleaning	1	(D)	(D)	(D)	AA
7216	Drycleaning plants, except rug cleaning*	2	(D)	(D)	(D)	AA
7217	Carpet and upholstery cleaning	1	(D)	(D)	(D)	AA
7218	Industrial laundriers*	—	—	—	—	—
7212, 9	Other laundry, cleaning, and garment services*	2	(D)	(D)	(D)	AA
722	Photographic studios, portrait	3	915	250	52	16
723, 4	Beauty and barber shops	10	(D)	(D)	(D)	BB
723	Beauty shops	9	1 405	730	162	48
724	Barber shops	1	(D)	(D)	(D)	AA
725	Shoe repair shops and shoeshine parlors	—	—	—	—	—
726	Funeral service and crematories	—	—	—	—	—
729	Miscellaneous personal services	2	(D)	(D)	(D)	AA
73	Business services	98	55 875	27 788	6 270	1 066
731	Advertising	10	1 931	910	227	48
732	Consumer credit reporting agencies, mercantile reporting agencies, and adjustment and collection agencies	8	3 216	1 240	280	83
733	Mailing, reproduction, commercial art and photography, and stenographic services	12	4 907	1 408	284	55
734	Services to dwellings and other buildings	7	682	246	66	55
735	Miscellaneous equipment rental and leasing	4	6 200	951	201	35
736	Personnel supply services	10	(D)	(D)	(D)	FF
737	Computer programming, data processing, and other computer related services	24	12 989	5 947	1 413	160
7371, 2, 3	Computer programming, prepackaged software, and integrated systems	15	9 638	4 679	1 063	122
7374, 5, 6	Data processing services	3	332	171	50	11
7377, 8, 9	Computer rental and leasing, maintenance, and related services, n.e.c.	6	3 019	1 097	300	27
738	Miscellaneous business services	23	(D)	(D)	(D)	CC
75	Automotive repair, services, and parking	13	9 335	2 467	589	140
751	Automotive rental and leasing, without drivers	1	(D)	(D)	(D)	AA
752	Automobile parking	—	—	—	—	—
753	Automotive repair shops	9	6 171	1 946	457	84
7532	Top, body, and upholstery repair shops and paint shops	1	(D)	(D)	(D)	BB
7538	General automotive repair shops	2	(D)	(D)	(D)	AA
7533, 4, 6, 7, 9	Other automotive repair shops	6	3 293	986	235	47
754	Automotive services, except repair	3	(D)	(D)	(D)	BB
76	Miscellaneous repair services	9	3 329	1 027	252	41
762	Electrical repair shops	3	(D)	(D)	(D)	BB
7622	Radio and television repair shops	1	(D)	(D)	(D)	AA
7623, 9	Other electrical and electronic repair shops	2	(D)	(D)	(D)	AA
763	Watch, clock, and jewelry repair	1	(D)	(D)	(D)	AA
764	Reupholstery and furniture repair	—	—	—	—	—
769	Miscellaneous repair and related services	5	1 396	319	75	17

Table 5. Summary Statistics for Firms Subject to Federal Income Tax for Places With 350 Establishments or More: 1992 — Con.

[Includes only establishments with payroll. For meaning of abbreviations and symbols, see introductory text. For explanation of terms and comparability of 1987 and 1992 censuses, see appendix A. For information on geographic areas followed by ▲, see appendix F]

SIC code	Geographic area and kind of business or operation	Establishments (number)	Receipts (\$1,000)	Annual payroll (\$1,000)	First-quarter payroll (\$1,000)	Paid employees for pay period including March 12 (number)
GOLDEN VALLEY — Con.						
78, 79, 84	Amusement and recreation services, including motion pictures and museums	11	5 749	2 200	496	171
781, 2	Motion picture production, distribution, and services	3	(D)	(D)	(D)	AA
783	Motion picture theaters	1	(D)	(D)	(D)	AA
784	Video tape rental	1	(D)	(D)	(D)	AA
792	Theatrical producers (except motion picture), bands, orchestras, and entertainers	1	(D)	(D)	(D)	AA
793	Bowling centers	1	(D)	(D)	(D)	AA
79 ex. 792, 3; 84	Commercial sports and other amusement and recreation services, including museums	4	(D)	(D)	(D)	CC
80	Health services	79	82 813	47 121	11 478	2 323
801	Offices and clinics of doctors of medicine	27	27 224	16 617	3 253	262
802	Offices and clinics of dentists	21	8 689	4 518	1 064	191
803	Offices and clinics of doctors of osteopathy	2	(D)	(D)	(D)	AA
804	Offices and clinics of other health practitioners	17	4 623	1 508	323	79
805	Nursing and personal care facilities	3	(D)	(D)	(D)	EE
806	Hospitals	—	—	—	—	—
807, 8, 9	Other health services	9	(D)	(D)	(D)	GG
81	Legal services	18	3 580	1 433	142	33
823, 4, 9	Selected educational services	2	(D)	(D)	(D)	AA
83	Social services	12	5 819	2 923	742	133
835	Child day care services	2	(D)	(D)	(D)	AA
832, 3, 6, 9	Other social services	10	(D)	(D)	(D)	CC
87 ex. 8733	Engineering, accounting, research, management, and related services (except noncommercial research organizations)	86	62 761	27 443	6 467	869
871	Engineering, architectural, and surveying services	21	30 288	13 459	3 181	376
872	Accounting, auditing, and bookkeeping services	22	(D)	(D)	(D)	CC
873 ex. 8733	Research, development, and testing services (except noncommercial research organizations)	5	(D)	(D)	(D)	CC
874	Management and public relations services	38	14 024	5 113	1 121	153
89	Services, n.e.c.	2	(D)	(D)	(D)	BB
MINNEAPOLIS						
	Total	3 910	4 023 637	1 754 156	386 409	60 021
70 ex. 704	Hotels, rooming houses, camps, and other lodging places (except membership lodging)	35	147 174	45 576	10 779	3 384
7011	Hotels and motels	28	145 787	45 229	10 696	3 346
7011 pt.	Hotels	17	143 741	44 800	10 590	3 280
7011 pt.	Hotels, 25 guestrooms or more	17	143 741	44 800	10 590	3 280
7011 pt.	Hotels, less than 25 guestrooms	—	—	—	—	—
7011 pt.	Motels, motor hotels, and tourist courts	11	2 046	429	106	66
7011 pt.	Motels, tourist courts	7	1 042	178	24	21
7011 pt.	Motor hotels	4	1 004	251	82	45
702, 3	Other lodging places	7	1 387	347	83	38
702	Rooming and boarding houses	5	(D)	(D)	(D)	BB
703	Camps and recreational vehicle parks	2	(D)	(D)	(D)	AA
72	Personal services	325	130 038	49 264	11 638	2 997
721	Laundry, cleaning, and garment services	96	79 114	30 063	6 977	1 564
7211	Power laundries, family and commercial*	4	1 212	520	126	42
7213	Linen supply*	6	(D)	(D)	(D)	EE
7215	Coin-operated laundries and drycleaning	16	2 529	858	229	110
7216	Drycleaning plants, except rug cleaning*	27	9 231	3 538	850	286
7217	Carpet and upholstery cleaning	18	6 459	1 579	403	120
7218	Industrial laundries*	5	(D)	(D)	(D)	FF
7212, 9	Other laundry, cleaning, and garment services*	20	(D)	(D)	(D)	BB
7212	Garment pressing, and agents for laundries and drycleaners	4	(D)	(D)	(D)	AA
7219	Laundry and garment services, n.e.c.*	16	(D)	(D)	(D)	BB
722	Photographic studios, portrait	23	4 940	1 250	246	76
723, 4	Beauty and barber shops	150	23 233	10 653	2 559	914
723	Beauty shops	144	22 665	10 427	2 504	896
724	Barber shops	6	568	226	55	18
725	Shoe repair shops and shoeshine parlors	6	473	155	36	14
726	Funeral service and crematories	25	16 911	5 457	1 411	237
729	Miscellaneous personal services	25	5 367	1 686	409	192
7291	Tax return preparation services	3	(D)	(D)	(D)	AA
7299	Miscellaneous personal services, n.e.c.	22	(D)	(D)	(D)	CC

Table 5. Summary Statistics for Firms Subject to Federal Income Tax for Places With 350 Establishments or More: 1992 — Con.

[Includes only establishments with payroll. For meaning of abbreviations and symbols, see introductory text. For explanation of terms and comparability of 1987 and 1992 censuses, see appendix A. For information on geographic areas followed by ▲, see appendix F]

SIC code	Geographic area and kind of business or operation	Establishments (number)	Receipts (\$1,000)	Annual payroll (\$1,000)	First-quarter payroll (\$1,000)	Paid employees for pay period including March 12 (number)
MINNEAPOLIS—Con.						
73	Business services -----	962	1 006 324	444 303	104 210	21 114
731	Advertising -----	129	249 028	112 894	27 693	2 533
7311	Advertising agencies -----	102	231 651	108 085	26 497	2 383
7312	Outdoor advertising services -----	2	(D)	(D)	(D)	BB
7313	Radio, television, publishers' advertising representatives -----	14	5 772	1 374	327	37
7319	Advertising, n.e.c. -----	11	(D)	(D)	(D)	BB
732	Consumer credit reporting agencies, mercantile reporting agencies, and adjustment and collection agencies -----	11	23 579	7 521	1 770	297
7322	Adjustment and collection services -----	9	(D)	(D)	(D)	CC
7323	Credit reporting services -----	2	(D)	(D)	(D)	BB
733	Mailing, reproduction, commercial art and photography, and stenographic services -----	245	106 251	34 601	7 847	1 264
7331	Direct mail advertising services -----	11	9 556	2 943	648	152
7334	Photocopying and duplicating services -----	23	16 768	4 655	1 127	271
7335, 6	Commercial photography, art, and graphics -----	188	73 016	24 907	5 621	744
7335	Commercial photography -----	49	18 296	6 023	1 281	186
7336	Commercial art and graphic design -----	139	54 720	18 864	4 340	558
7338	Secretarial and court reporting services -----	23	6 911	2 096	451	97
734	Services to dwellings and other buildings -----	75	43 040	26 126	6 240	2 127
7342	Disinfecting and pest control services -----	3	(D)	(D)	(D)	BB
7349	Building cleaning and maintenance services, n.e.c. -----	72	(D)	(D)	(D)	GG
735	Miscellaneous equipment rental and leasing -----	37	34 850	10 058	3 099	257
7352	Medical equipment rental and leasing -----	5	8 930	1 507	402	66
7353	Heavy construction equipment rental and leasing -----	3	2 153	536	124	12
7359	Equipment rental and leasing, n.e.c. -----	29	23 767	8 015	2 573	179
736	Personnel supply services -----	95	145 453	94 572	19 244	8 259
7361	Employment agencies -----	41	15 466	8 013	1 445	196
7363	Help supply services -----	54	129 987	86 559	17 799	8 063
7363 pt.	Temporary help supply -----	48	127 465	84 564	17 312	7 912
7363 pt.	Help supply, except temporary -----	6	2 522	1 995	487	151
737	Computer programming, data processing, and other computer related services -----	165	213 668	80 749	19 689	2 366
7371, 2, 3	Computer programming, prepackaged software, and integrated systems -----	96	133 713	57 693	13 743	1 703
7371	Computer programming services -----	66	35 558	18 662	4 138	458
7372	Prepackaged software -----	17	(D)	(D)	(D)	EE
7373	Computer integrated systems -----	13	(D)	(D)	(D)	FF
7374, 5, 6	Data processing services -----	26	55 671	13 714	3 924	380
7374, 5	Computer processing, information retrieval -----	24	(D)	(D)	(D)	EE
7376	Computer facilities management services -----	2	(D)	(D)	(D)	BB
7377, 8, 9	Computer rental and leasing, maintenance, and related services, n.e.c. -----	43	24 284	9 342	2 022	283
7377	Computer rental and leasing -----	1	(D)	(D)	(D)	BB
7378	Computer maintenance and repair -----	9	6 528	1 551	420	65
7379	Computer related services, n.e.c. -----	33	(D)	(D)	(D)	CC
738	Miscellaneous business services -----	205	190 455	77 782	18 628	4 011
7381, 2	Detective agencies and protective services -----	27	60 201	35 367	8 418	1 736
7381	Detective, guard, and armored car services -----	20	40 395	27 970	6 539	1 480
7382	Security systems services -----	7	19 806	7 397	1 879	256
7383	News syndicates -----	6	(D)	(D)	(D)	BB
7384	Photofinishing laboratories* -----	21	22 446	9 193	2 070	361
7389	Business services, n.e.c. -----	151	(D)	(D)	(D)	GG
7389 pt.	Sign painting shops -----	7	2 250	966	265	43
7389 pt.	Interior designing -----	30	8 306	2 276	549	93
7389 pt.	Telephone answering services -----	3	(D)	(D)	(D)	BB
7389 pt.	Other business services -----	111	(D)	(D)	(D)	GG
75	Automotive repair, services, and parking -----	306	141 938	33 312	7 984	1 955
751	Automotive rental and leasing, without drivers -----	14	24 779	3 698	898	175
7513	Truck rental and leasing, without drivers -----	8	(D)	(D)	(D)	BB
7514, 5	Passenger car rental and leasing -----	6	(D)	(D)	(D)	CC
7514	Passenger car rental -----	6	(D)	(D)	(D)	CC
7515	Passenger car leasing -----	—	—	—	—	—
7519	Utility trailer and recreational vehicle rental -----	—	—	—	—	—
752	Automobile parking -----	110	(D)	(D)	(D)	FF
753	Automotive repair shops -----	152	56 762	17 719	4 131	712
7532	Top, body, and upholstery repair shops and paint shops -----	40	16 073	4 997	1 250	194
7532 pt.	Top and body repair shops -----	36	14 951	4 621	1 178	174
7532 pt.	Paint shops -----	4	1 122	376	72	20
7538	General automotive repair shops -----	79	23 315	6 771	1 531	315
7538 pt.	General automotive repair shops, except diesel -----	76	(D)	(D)	(D)	EE
7538 pt.	Diesel repair shops -----	3	(D)	(D)	(D)	AA
7533, 4, 6, 7, 9	Other automotive repair shops -----	33	17 374	5 951	1 350	203
7533	Automotive exhaust system repair shops -----	4	7 039	2 646	550	73
7534	Tire retreading and repair shops -----	1	(D)	(D)	(D)	AA
7536	Automotive glass replacement shops -----	4	(D)	(D)	(D)	BB
7537	Automotive transmission repair shops -----	3	(D)	(D)	(D)	AA
7539	Automotive repair shops, n.e.c. -----	21	(D)	(D)	(D)	BB
7539 pt.	Radiator repair -----	4	1 010	336	82	18
7539 pt.	Brake, front end, and wheel alignment -----	9	4 638	1 474	337	49
7539 pt.	Automotive electrical and fuel system services -----	7	1 659	701	195	27
7539 pt.	Other automotive repair shops, n.e.c. -----	1	(D)	(D)	(D)	AA
754	Automotive services, except repair -----	30	(D)	(D)	(D)	EE
7542	Carwashes -----	12	(D)	(D)	(D)	CC
7549	Automotive services, except repair and carwashes -----	18	(D)	(D)	(D)	CC

Table 5. Summary Statistics for Firms Subject to Federal Income Tax for Places With 350 Establishments or More: 1992 — Con.

[Includes only establishments with payroll. For meaning of abbreviations and symbols, see introductory text. For explanation of terms and comparability of 1987 and 1992 censuses, see appendix A. For information on geographic areas followed by ▲, see appendix F]

SIC code	Geographic area and kind of business or operation	Establishments (number)	Receipts (\$1,000)	Annual payroll (\$1,000)	First-quarter payroll (\$1,000)	Paid employees for pay period including March 12 (number)
MINNEAPOLIS—Con.						
76	Miscellaneous repair services	117	51 391	18 605	4 513	856
762	Electrical repair shops	27	17 940	6 752	1 703	347
7622	Radio and television repair shops	10	1 550	398	106	30
7623, 9	Other electrical and electronic repair shops	17	16 390	6 354	1 597	317
7623	Refrigeration and air-conditioning service and repair shops	2	(D)	(D)	(D)	BB
7629	Electrical and electronic repair shops, n.e.c.	15	(D)	(D)	(D)	CC
763	Watch, clock, and jewelry repair	6	1 504	622	145	27
764	Reupholstery and furniture repair	18	2 973	1 131	257	74
769	Miscellaneous repair and related services	66	28 974	10 100	2 408	408
7692	Welding repair	5	1 497	491	105	23
7694	Armature rewinding shops	4	5 824	1 393	336	44
7699	Repair shops and related services, n.e.c.	57	21 653	8 216	1 967	341
78, 79, 84	Amusement and recreation services, including motion pictures and museums	219	186 062	94 291	16 231	2 655
781, 2	Motion picture production, distribution, and services	65	54 729	15 158	3 562	423
783	Motion picture theaters	6	4 375	723	176	117
7832	Motion picture theaters, except drive-in	6	4 375	723	176	117
7833	Drive-in motion picture theaters	—	—	—	—	—
784	Video tape rental	28	5 006	1 289	308	206
792	Theatrical producers (except motion picture), bands, orchestras, and entertainers	47	47 558	12 359	2 612	645
7922	Theatrical producers (except motion picture) and miscellaneous theatrical services	29	43 495	10 955	2 442	582
7929	Bands, orchestras, actors, and other entertainers and entertainment groups	18	4 063	1 404	170	63
793	Bowling centers	10	3 776	1 246	331	149
79 ex. 792, 3, 84	Commercial sports and other amusement and recreation services, including museums	63	70 618	63 516	9 242	1 115
794	Commercial sports	4	(D)	(D)	(D)	EE
7941	Professional sports clubs, managers, promoters	4	(D)	(D)	(D)	EE
7948	Racing, including track operation	—	—	—	—	—
79 ex. 792, 3, 4, 84	Other amusement and recreation services, including museums	59	(D)	(D)	(D)	FF
791	Dance studios, schools, and halls	10	1 822	651	146	51
7991	Physical fitness facilities	12	9 659	3 443	861	282
7992	Public golf courses	2	(D)	(D)	(D)	AA
7993	Coin-operated amusement devices	2	(D)	(D)	(D)	AA
7996	Amusement parks	—	—	—	—	—
7997	Membership sports and recreation clubs	6	(D)	(D)	(D)	EE
7999, 84	Amusement and recreation services, including museums, n.e.c.	27	11 756	2 106	328	102
7999 pt.	Concession operators of amusement devices and rides	—	—	—	—	—
7999 pt.	Carnivals, circuses, and fairs	—	—	—	—	—
7999 pt., 84	Other recreation and amusements, including museums	27	11 756	2 106	328	102
80	Health services	635	657 981	363 350	78 047	9 473
801	Offices and clinics of doctors of medicine	243	441 699	259 581	52 786	3 630
8011 pt.	Offices of doctors of medicine	237	(D)	(D)	(D)	HH
8011 pt.	General medical clinics	6	(D)	(D)	(D)	EE
802	Offices and clinics of dentists	176	56 331	22 871	5 047	865
803	Offices and clinics of doctors of osteopathy	—	—	—	—	—
804	Offices and clinics of other health practitioners	118	24 421	8 720	1 982	408
8041	Offices and clinics of chiropractors	45	8 237	1 939	449	110
8042	Offices and clinics of optometrists	14	2 342	509	91	32
8043	Offices and clinics of podiatrists	4	645	108	24	8
8049	Offices and clinics of health practitioners, n.e.c.	55	13 197	6 164	1 418	258
805	Nursing and personal care facilities	40	96 745	54 094	14 020	3 373
8051	Skilled nursing care facilities	23	82 981	46 066	12 015	2 776
8052	Intermediate care facilities	16	(D)	(D)	(D)	FF
8059	Nursing and personal care facilities, n.e.c.	1	(D)	(D)	(D)	AA
806	Hospitals	—	—	—	—	—
8062	General medical and surgical hospitals	—	—	—	—	—
8063, 9	Specialty hospitals	—	—	—	—	—
807, 8, 9	Other health services	58	38 785	18 084	4 212	1 197
807	Medical and dental laboratories	23	12 382	5 013	1 188	179
8071	Medical laboratories	9	5 894	1 875	458	48
8072	Dental laboratories	14	6 488	3 138	730	131
808	Home health care services	13	10 683	8 107	1 864	701
809	Miscellaneous health and allied services, n.e.c.	22	15 720	4 964	1 160	317
8092	Kidney dialysis centers	—	—	—	—	—
8093	Specialty outpatient facilities, n.e.c.	13	(D)	(D)	(D)	CC
8099	Health and allied services, n.e.c.	9	(D)	(D)	(D)	CC
81	Legal services	494	846 353	374 801	76 396	7 494
823, 4, 9	Selected educational services	46	32 325	11 675	2 779	688
823	Libraries	1	(D)	(D)	(D)	AA
824	Vocational schools	12	18 548	6 820	1 654	382
829	Schools and educational services, n.e.c.	33	(D)	(D)	(D)	EE
83	Social services	123	33 287	15 398	3 690	1 265
835	Child day care services	54	6 839	3 057	742	386
832, 3, 6, 9	Other social services	69	26 448	12 341	2 948	879

Table 5. Summary Statistics for Firms Subject to Federal Income Tax for Places With 350 Establishments or More: 1992 — Con.

[Includes only establishments with payroll. For meaning of abbreviations and symbols, see introductory text. For explanation of terms and comparability of 1987 and 1992 censuses, see appendix A. For information on geographic areas followed by ▲, see appendix F]

SIC code	Geographic area and kind of business or operation	Establishments (number)	Receipts (\$1,000)	Annual payroll (\$1,000)	First-quarter payroll (\$1,000)	Paid employees for pay period including March 12 (number)
MINNEAPOLIS—Con.						
87 ex. 8733	Engineering, accounting, research, management, and related services (except noncommercial research organizations) -----	601	772 867	296 222	68 616	7 956
871	Engineering, architectural, and surveying services -----	163	248 385	114 029	25 166	2 711
8711	Engineering services -----	76	120 120	56 377	13 018	1 285
8712	Architectural services -----	82	127 709	57 384	12 083	1 414
8713	Surveying services -----	5	556	268	65	12
872	Accounting, auditing, and bookkeeping services -----	102	242 485	89 368	22 264	2 855
873 ex. 8733	Research, development, and testing services (except noncommercial research organizations) -----	52	34 857	13 142	3 617	537
8731	Commercial physical and biological research -----	14	11 698	4 692	1 589	93
8732	Commercial economic, sociological, and educational research -----	33	18 315	7 115	1 778	397
8734	Testing laboratories -----	5	4 844	1 335	250	47
874	Management and public relations services -----	284	247 140	79 683	17 569	1 853
8741	Management services -----	55	98 967	25 657	6 618	622
8742	Management consulting services -----	155	119 932	42 720	8 497	870
8743	Public relations services -----	34	15 198	6 270	1 454	233
8744	Facilities support management services -----	—	—	—	—	—
8748	Business consulting services, n.e.c. -----	40	13 043	5 036	1 000	128
89	Services, n.e.c. -----	47	17 897	7 359	1 526	184
MINNETONKA						
	Total -----	569	387 490	139 910	31 740	5 819
70 ex. 704	Hotels, rooming houses, camps, and other lodging places (except membership lodging) -----	1	(D)	(D)	(D)	CC
7011	Hotels and motels -----	1	(D)	(D)	(D)	CC
7011 pt.	Hotels -----	1	(D)	(D)	(D)	CC
7011 pt.	Motels, motor hotels, and tourist courts -----	—	—	—	—	—
702, 3	Other lodging places -----	—	—	—	—	—
72	Personal services -----	61	14 936	5 878	1 361	559
721	Laundry, cleaning, and garment services -----	10	3 283	1 247	249	168
7211	Power laundries, family and commercial* -----	—	—	—	—	—
7213	Linen supply* -----	1	(D)	(D)	(D)	BB
7215	Coin-operated laundries and drycleaning -----	1	(D)	(D)	(D)	AA
7216	Drycleaning plants, except rug cleaning* -----	4	2 068	759	147	136
7217	Carpet and upholstery cleaning -----	1	(D)	(D)	(D)	AA
7218	Industrial launderers* -----	—	—	—	—	—
7212, 9	Other laundry, cleaning, and garment services* -----	3	(D)	(D)	(D)	AA
722	Photographic studios, portrait -----	10	1 094	231	55	34
723, 4	Beauty and barber shops -----	30	7 740	3 872	955	310
723	Beauty shops -----	30	7 740	3 872	955	310
724	Barber shops -----	—	—	—	—	—
725	Shoe repair shops and shoeshine parlors -----	2	(D)	(D)	(D)	AA
726	Funeral service and crematories -----	—	—	—	—	—
729	Miscellaneous personal services -----	9	(D)	(D)	(D)	BB
73	Business services -----	164	216 882	71 825	16 668	2 422
731	Advertising -----	19	14 324	4 769	971	113
732	Consumer credit reporting agencies, mercantile reporting agencies, and adjustment and collection agencies -----	7	3 269	1 315	317	88
733	Mailing, reproduction, commercial art and photography, and stenographic services -----	21	29 188	12 104	2 603	334
734	Services to dwellings and other buildings -----	21	13 229	5 138	1 094	274
735	Miscellaneous equipment rental and leasing -----	2	(D)	(D)	(D)	AA
736	Personnel supply services -----	9	10 718	7 023	1 572	401
737	Computer programming, data processing, and other computer related services -----	52	116 223	32 771	8 092	879
7371, 2, 3	Computer programming, prepackaged software, and integrated systems -----	30	47 204	13 489	3 140	310
7374, 5, 6	Data processing services -----	5	64 306	17 607	4 587	534
7377, 8, 9	Computer rental and leasing, maintenance, and related services, n.e.c. -----	17	4 713	1 675	365	35
738	Miscellaneous business services -----	33	(D)	(D)	(D)	EE
75	Automotive repair, services, and parking -----	17	5 068	1 675	400	82
751	Automotive rental and leasing, without drivers -----	1	(D)	(D)	(D)	AA
752	Automobile parking -----	—	—	—	—	—
753	Automotive repair shops -----	11	3 431	1 076	246	45
7532	Top, body, and upholstery repair shops and paint shops -----	6	1 342	432	109	20
7538	General automotive repair shops -----	2	(D)	(D)	(D)	AA
7533, 4, 6, 7, 9	Other automotive repair shops -----	3	(D)	(D)	(D)	AA
754	Automotive services, except repair -----	5	(D)	(D)	(D)	BB
76	Miscellaneous repair services -----	17	3 472	1 218	269	66
762	Electrical repair shops -----	1	(D)	(D)	(D)	AA
7622	Radio and television repair shops -----	—	—	—	—	—
7623, 9	Other electrical and electronic repair shops -----	1	(D)	(D)	(D)	AA
763	Watch, clock, and jewelry repair -----	—	—	—	—	—
764	Reupholstery and furniture repair -----	5	673	216	44	16
769	Miscellaneous repair and related services -----	11	(D)	(D)	(D)	BB

Table 5. Summary Statistics for Firms Subject to Federal Income Tax for Places With 350 Establishments or More: 1992 — Con.

[Includes only establishments with payroll. For meaning of abbreviations and symbols, see introductory text. For explanation of terms and comparability of 1987 and 1992 censuses, see appendix A. For information on geographic areas followed by ▲, see appendix F]

SIC code	Geographic area and kind of business or operation	Establishments (number)	Receipts (\$1,000)	Annual payroll (\$1,000)	First-quarter payroll (\$1,000)	Paid employees for pay period including March 12 (number)
MINNETONKA—Con.						
78, 79, 84	Amusement and recreation services, including motion pictures and museums	44	16 574	4 618	1 101	359
781, 2	Motion picture production, distribution, and services	8	(D)	(D)	(D)	BB
783	Motion picture theaters	2	(D)	(D)	(D)	BB
784	Video tape rental	7	1 115	226	57	48
792	Theatrical producers (except motion picture), bands, orchestras, and entertainers	3	52	10	2	3
793	Bowling centers	—	—	—	—	—
79 ex. 792, 3; 84	Commercial sports and other amusement and recreation services, including museums	24	7 530	2 171	530	209
80	Health services	88	53 836	26 039	5 454	1 175
801	Offices and clinics of doctors of medicine	14	7 644	3 828	816	137
802	Offices and clinics of dentists	28	9 516	4 199	912	177
803	Offices and clinics of doctors of osteopathy	—	—	—	—	—
804	Offices and clinics of other health practitioners	29	7 826	2 464	482	139
805	Nursing and personal care facilities	3	(D)	(D)	(D)	BB
806	Hospitals	—	—	—	—	—
807, 8, 9	Other health services	14	(D)	(D)	(D)	FF
81	Legal services	22	7 136	2 362	536	77
823, 4, 9	Selected educational services	11	(D)	(D)	(D)	BB
83	Social services	18	5 455	2 735	605	171
835	Child day care services	14	2 646	1 062	256	125
832, 3, 6, 9	Other social services	4	2 809	1 673	349	46
87 ex. 8733	Engineering, accounting, research, management, and related services (except noncommercial research organizations)	119	54 285	20 131	4 526	607
871	Engineering, architectural, and surveying services	32	26 485	9 796	2 296	277
872	Accounting, auditing, and bookkeeping services	28	8 024	2 742	653	122
873 ex. 8733	Research, development, and testing services (except noncommercial research organizations)	5	5 736	2 007	435	103
874	Management and public relations services	54	14 040	5 586	1 142	105
89	Services, n.e.c.	7	(D)	(D)	(D)	AA
PLYMOUTH						
	Total	469	376 929	146 352	35 459	7 548
70 ex. 704	Hotels, rooming houses, camps, and other lodging places (except membership lodging)	6	11 764	3 326	787	310
7011	Hotels and motels	5	(D)	(D)	(D)	EE
7011 pt.	Hotels	2	(D)	(D)	(D)	CC
7011 pt.	Motels, motor hotels, and tourist courts	3	(D)	(D)	(D)	CC
702, 3	Other lodging places	1	(D)	(D)	(D)	AA
72	Personal services	24	3 694	1 280	281	142
721	Laundry, cleaning, and garment services	6	(D)	(D)	(D)	AA
7211	Power laundries, family and commercial*	—	—	—	—	—
7213	Linen supply*	—	—	—	—	—
7215	Coin-operated laundries and drycleaning	—	—	—	—	—
7216	Drycleaning plants, except rug cleaning*	2	(D)	(D)	(D)	AA
7217	Carpet and upholstery cleaning	1	(D)	(D)	(D)	AA
7218	Industrial laundriers*	—	—	—	—	—
7212, 9	Other laundry, cleaning, and garment services*	3	314	61	12	2
722	Photographic studios, portrait	1	(D)	(D)	(D)	AA
723, 4	Beauty and barber shops	12	(D)	(D)	(D)	BB
723	Beauty shops	11	2 354	948	234	95
724	Barber shops	1	(D)	(D)	(D)	AA
725	Shoe repair shops and shoeshine parlors	—	—	—	—	—
726	Funeral service and crematories	—	—	—	—	—
729	Miscellaneous personal services	5	418	70	19	34
73	Business services	141	196 344	76 239	20 391	4 719
731	Advertising	9	1 962	466	92	17
732	Consumer credit reporting agencies, mercantile reporting agencies, and adjustment and collection agencies	2	(D)	(D)	(D)	AA
733	Mailing, reproduction, commercial art and photography, and stenographic services	15	4 464	1 531	315	58
734	Services to dwellings and other buildings	27	(D)	(D)	(D)	HH
735	Miscellaneous equipment rental and leasing	5	21 768	4 890	1 132	158
736	Personnel supply services	8	5 179	3 690	968	154
737	Computer programming, data processing, and other computer related services	53	99 006	39 624	9 982	896
7371, 2, 3	Computer programming, prepackaged software, and integrated systems	33	67 892	33 093	8 640	668
7374, 5, 6	Data processing services	4	(D)	(D)	(D)	BB
7377, 8, 9	Computer rental and leasing, maintenance, and related services, n.e.c.	16	(D)	(D)	(D)	CC
738	Miscellaneous business services	22	30 171	6 520	2 111	261

SERVICE INDUSTRIES—GEOGRAPHIC AREA SERIES

MINNESOTA MN-41

Table 5. Summary Statistics for Firms Subject to Federal Income Tax for Places With 350 Establishments or More: 1992 — Con.

[Includes only establishments with payroll. For meaning of abbreviations and symbols, see introductory text. For explanation of terms and comparability of 1987 and 1992 censuses, see appendix A. For information on geographic areas followed by ▲, see appendix F]

SIC code	Geographic area and kind of business or operation	Establishments (number)	Receipts (\$1,000)	Annual payroll (\$1,000)	First-quarter payroll (\$1,000)	Paid employees for pay period including March 12 (number)
PLYMOUTH—Con.						
75	Automotive repair, services, and parking	23	7 385	1 589	380	118
751	Automotive rental and leasing, without drivers	1	(D)	(D)	(D)	AA
752	Automobile parking	—	—	—	—	—
753	Automotive repair shops	17	3 926	1 045	249	51
7532	Top, body, and upholstery repair shops and paint shops	4	1 025	221	51	10
7538	General automotive repair shops	9	1 723	345	91	22
7533, 4, 6, 7, 9	Other automotive repair shops	4	1 178	479	107	19
754	Automotive services, except repair	5	(D)	(D)	(D)	BB
76	Miscellaneous repair services	18	10 705	3 996	895	160
762	Electrical repair shops	3	(D)	(D)	(D)	AA
7622	Radio and television repair shops	—	—	—	—	—
7623, 9	Other electrical and electronic repair shops	3	(D)	(D)	(D)	AA
763	Watch, clock, and jewelry repair	—	—	—	—	—
764	Reupholstery and furniture repair	4	957	270	47	13
769	Miscellaneous repair and related services	11	(D)	(D)	(D)	CC
78, 79, 84	Amusement and recreation services, including motion pictures and museums	32	19 160	2 837	605	193
781, 2	Motion picture production, distribution, and services	6	(D)	(D)	(D)	BB
783	Motion picture theaters	1	(D)	(D)	(D)	BB
784	Video tape rental	7	1 804	279	53	41
792	Theatrical producers (except motion picture), bands, orchestras, and entertainers	3	449	40	9	10
793	Bowling centers	—	—	—	—	—
79 ex. 792, 3; 84	Commercial sports and other amusement and recreation services, including museums	15	3 940	752	138	61
80	Health services	52	27 391	11 708	2 608	411
801	Offices and clinics of doctors of medicine	9	7 748	4 345	852	115
802	Offices and clinics of dentists	20	6 062	2 360	682	109
803	Offices and clinics of doctors of osteopathy	—	—	—	—	—
804	Offices and clinics of other health practitioners	13	3 312	1 003	228	53
805	Nursing and personal care facilities	—	—	—	—	—
806	Hospitals	—	—	—	—	—
807, 8, 9	Other health services	10	10 269	4 000	846	134
81	Legal services	6	1 308	167	53	14
823, 4, 9	Selected educational services	7	573	178	10	4
83	Social services	31	7 144	2 806	602	293
835	Child day care services	22	5 871	2 338	499	229
832, 3, 6, 9	Other social services	9	1 273	468	103	64
87 ex. 8733	Engineering, accounting, research, management, and related services (except noncommercial research organizations)	123	88 224	40 950	8 533	1 147
871	Engineering, architectural, and surveying services	30	34 913	18 123	3 924	469
872	Accounting, auditing, and bookkeeping services	32	5 504	2 482	539	103
873 ex. 8733	Research, development, and testing services (except noncommercial research organizations)	16	19 013	7 689	1 859	265
874	Management and public relations services	45	28 794	12 656	2 211	310
89	Services, n.e.c.	6	3 237	1 276	314	37
ROCHESTER						
	Total	553	333 494	129 032	29 903	7 564
70 ex. 704	Hotels, rooming houses, camps, and other lodging places (except membership lodging)	42	(D)	(D)	(D)	GG
7011	Hotels and motels	36	(D)	(D)	(D)	GG
7011 pt. 7011 pt.	Hotels	14	49 168	13 919	3 476	1 079
	Motels, motor hotels, and tourist courts	22	(D)	(D)	(D)	EE
702, 3	Other lodging places	6	1 571	226	50	28
72	Personal services	83	23 938	9 024	2 277	819
721	Laundry, cleaning, and garment services	15	8 425	3 499	927	275
7211	Power laundries, family and commercial*	2	(D)	(D)	(D)	CC
7213	Linen supply*	—	—	—	—	—
7215	Coin-operated laundries and drycleaning	3	(D)	(D)	(D)	AA
7216	Drycleaning plants, except rug cleaning*	7	(D)	(D)	(D)	BB
7217	Carpet and upholstery cleaning	2	(D)	(D)	(D)	AA
7218	Industrial launderers*	—	—	—	—	—
7212, 9	Other laundry, cleaning, and garment services*	1	(D)	(D)	(D)	AA
722	Photographic studios, portrait	9	(D)	(D)	(D)	BB
723, 4	Beauty and barber shops	40	(D)	(D)	(D)	EE
723	Beauty shops	38	6 330	2 939	720	274
724	Barber shops	2	(D)	(D)	(D)	AA
725	Shoe repair shops and shoeshine parlors	2	(D)	(D)	(D)	AA
726	Funeral service and crematories	3	(D)	(D)	(D)	BB
729	Miscellaneous personal services	14	(D)	(D)	(D)	CC

Table 5. Summary Statistics for Firms Subject to Federal Income Tax for Places With 350 Establishments or More: 1992 — Con.

[Includes only establishments with payroll. For meaning of abbreviations and symbols, see introductory text. For explanation of terms and comparability of 1987 and 1992 censuses, see appendix A. For information on geographic areas followed by ▲, see appendix F]

SIC code	Geographic area and kind of business or operation	Establishments (number)	Receipts (\$1,000)	Annual payroll (\$1,000)	First-quarter payroll (\$1,000)	Paid employees for pay period including March 12 (number)
ROCHESTER—Con.						
73	Business services	84	80 760	36 259	8 023	1 748
731	Advertising	7	(D)	(D)	(D)	BB
732	Consumer credit reporting agencies, mercantile reporting agencies, and adjustment and collection agencies	3	(D)	(D)	(D)	BB
733	Mailing, reproduction, commercial art and photography, and stenographic services	5	501	241	50	22
734	Services to dwellings and other buildings	19	7 316	2 189	527	340
735	Miscellaneous equipment rental and leasing	8	2 946	828	202	47
736	Personnel supply services	9	12 089	8 383	1 569	634
737	Computer programming, data processing, and other computer related services	16	(D)	(D)	(D)	EE
7371, 2, 3	Computer programming, prepackaged software, and integrated systems	8	41 011	18 950	4 359	436
7374, 5, 6	Data processing services	3	1 186	375	77	11
7377, 8, 9	Computer rental and leasing, maintenance, and related services, n.e.c.	5	(D)	(D)	(D)	BB
738	Miscellaneous business services	17	(D)	(D)	(D)	CC
75	Automotive repair, services, and parking	54	24 329	5 881	1 380	369
751	Automotive rental and leasing, without drivers	3	(D)	(D)	(D)	AA
752	Automobile parking	4	(D)	(D)	(D)	BB
753	Automotive repair shops	37	19 756	4 441	1 016	215
7532	Top, body, and upholstery repair shops and paint shops	11	(D)	(D)	(D)	BB
7538	General automotive repair shops	18	7 225	1 874	442	99
7533, 4, 6, 7, 9	Other automotive repair shops	8	(D)	(D)	(D)	BB
754	Automotive services, except repair	10	(D)	(D)	(D)	CC
76	Miscellaneous repair services	17	(D)	(D)	(D)	BB
762	Electrical repair shops	10	(D)	(D)	(D)	BB
7622	Radio and television repair shops	2	(D)	(D)	(D)	AA
7623, 9	Other electrical and electronic repair shops	8	(D)	(D)	(D)	BB
763	Watch, clock, and jewelry repair	—	—	—	—	—
764	Reupholstery and furniture repair	2	(D)	(D)	(D)	AA
769	Miscellaneous repair and related services	5	(D)	(D)	(D)	BB
78, 79, 84	Amusement and recreation services, including motion pictures and museums	42	17 096	3 829	935	472
781, 2	Motion picture production, distribution, and services	4	(D)	(D)	(D)	BB
783	Motion picture theaters	4	(D)	(D)	(D)	BB
784	Video tape rental	3	(D)	(D)	(D)	AA
792	Theatrical producers (except motion picture), bands, orchestras, and entertainers	1	(D)	(D)	(D)	AA
793	Bowling centers	1	(D)	(D)	(D)	BB
79 ex. 792, 3; 84	Commercial sports and other amusement and recreation services, including museums	29	11 392	2 741	662	307
80	Health services	81	59 291	29 502	7 089	1 438
801	Offices and clinics of doctors of medicine	5	(D)	(D)	(D)	EE
802	Offices and clinics of dentists	41	16 821	6 910	1 680	293
803	Offices and clinics of doctors of osteopathy	—	—	—	—	—
804	Offices and clinics of other health practitioners	19	(D)	(D)	(D)	CC
805	Nursing and personal care facilities	5	(D)	(D)	(D)	EE
806	Hospitals	—	—	—	—	—
807, 8, 9	Other health services	11	(D)	(D)	(D)	EE
81	Legal services	47	(D)	(D)	(D)	EE
823, 4, 9	Selected educational services	9	(D)	(D)	(D)	BB
83	Social services	43	(D)	(D)	(D)	EE
835	Child day care services	19	(D)	(D)	(D)	CC
832, 3, 6, 9	Other social services	24	(D)	(D)	(D)	CC
87 ex. 8733	Engineering, accounting, research, management, and related services (except noncommercial research organizations)	49	27 983	13 151	2 958	470
871	Engineering, architectural, and surveying services	17	(D)	(D)	(D)	CC
872	Accounting, auditing, and bookkeeping services	23	(D)	(D)	(D)	CC
873 ex. 8733	Research, development, and testing services (except noncommercial research organizations)	—	—	—	—	—
874	Management and public relations services	9	(D)	(D)	(D)	BB
89	Services, n.e.c.	2	(D)	(D)	(D)	AA

Table 5. Summary Statistics for Firms Subject to Federal Income Tax for Places With 350 Establishments or More: 1992 — Con.

[Includes only establishments with payroll. For meaning of abbreviations and symbols, see introductory text. For explanation of terms and comparability of 1987 and 1992 censuses, see appendix A. For information on geographic areas followed by ▲, see appendix F]

SIC code	Geographic area and kind of business or operation	Establishments (number)	Receipts (\$1,000)	Annual payroll (\$1,000)	First-quarter payroll (\$1,000)	Paid employees for pay period including March 12 (number)
ROSEVILLE						
	Total	442	311 861	115 774	27 143	6 202
70 ex. 704	Hotels, rooming houses, camps, and other lodging places (except membership lodging)	7	11 585	2 652	586	369
7011	Hotels and motels	7	11 585	2 652	586	369
7011 pt.	Hotels	3	(D)	(D)	(D)	CC
7011 pt.	Motels, motor hotels, and tourist courts	4	(D)	(D)	(D)	CC
702, 3	Other lodging places	—	—	—	—	—
72	Personal services	57	16 593	6 376	1 628	745
721	Laundry, cleaning, and garment services	7	1 695	690	127	61
7211	Power laundries, family and commercial*	—	—	—	—	—
7213	Linen supply*	—	—	—	—	—
7215	Coin-operated laundries and drycleaning	1	(D)	(D)	(D)	AA
7216	Drycleaning plants, except rug cleaning*	3	1 245	551	96	42
7217	Carpet and upholstery cleaning	—	—	—	—	—
7218	Industrial laundriers*	—	—	—	—	—
7212, 9	Other laundry, cleaning, and garment services*	3	(D)	(D)	(D)	AA
722	Photographic studios, portrait	4	722	196	51	40
723, 4	Beauty and barber shops	33	7 512	3 719	891	333
723	Beauty shops	33	7 512	3 719	891	333
724	Barber shops	—	—	—	—	—
725	Shoe repair shops and shoeshine parlors	3	(D)	(D)	(D)	AA
726	Funeral service and crematories	2	(D)	(D)	(D)	AA
729	Miscellaneous personal services	8	(D)	(D)	(D)	EE
73	Business services	103	98 126	34 013	7 813	1 711
731	Advertising	5	2 519	369	79	14
732	Consumer credit reporting agencies, mercantile reporting agencies, and adjustment and collection agencies	3	(D)	(D)	(D)	BB
733	Mailing, reproduction, commercial art and photography, and stenographic services	13	2 303	790	176	46
734	Services to dwellings and other buildings	8	1 300	348	84	37
735	Miscellaneous equipment rental and leasing	4	(D)	(D)	(D)	BB
736	Personnel supply services	17	11 703	7 916	1 769	750
737	Computer programming, data processing, and other computer related services	30	63 358	20 205	4 521	493
7371, 2, 3	Computer programming, prepackaged software, and integrated systems	19	12 945	7 330	1 551	164
7374, 5, 6	Data processing services	3	(D)	(D)	(D)	BB
7377, 8, 9	Computer rental and leasing, maintenance, and related services, n.e.c.	8	(D)	(D)	(D)	EE
738	Miscellaneous business services	23	9 541	2 572	729	231
75	Automotive repair, services, and parking	36	55 906	18 901	4 373	762
751	Automotive rental and leasing, without drivers	9	44 254	15 820	3 716	587
752	Automobile parking	1	(D)	(D)	(D)	AA
753	Automotive repair shops	20	8 873	2 506	532	109
7532	Top, body, and upholstery repair shops and paint shops	3	522	83	3	1
7538	General automotive repair shops	9	4 876	1 478	347	66
7533, 4, 6, 7, 9	Other automotive repair shops	8	3 475	945	182	42
754	Automotive services, except repair	6	(D)	(D)	(D)	BB
76	Miscellaneous repair services	15	4 326	1 371	272	69
762	Electrical repair shops	4	2 491	798	163	32
7622	Radio and television repair shops	—	—	—	—	—
7623, 9	Other electrical and electronic repair shops	4	2 491	798	163	32
763	Watch, clock, and jewelry repair	—	—	—	—	—
764	Reupholstery and furniture repair	1	(D)	(D)	(D)	AA
769	Miscellaneous repair and related services	10	(D)	(D)	(D)	BB
78, 79, 84	Amusement and recreation services, including motion pictures and museums	27	18 562	2 923	631	402
781, 2	Motion picture production, distribution, and services	4	2 318	819	156	39
783	Motion picture theaters	4	7 647	825	224	143
784	Video tape rental	4	(D)	(D)	(D)	BB
792	Theatrical producers (except motion picture), bands, orchestras, and entertainers	1	(D)	(D)	(D)	AA
793	Bowling centers	1	(D)	(D)	(D)	AA
79 ex. 792, 3, 84	Commercial sports and other amusement and recreation services, including museums	13	6 927	855	159	182
80	Health services	71	44 897	23 014	5 442	1 118
801	Offices and clinics of doctors of medicine	12	4 923	2 371	506	82
802	Offices and clinics of dentists	23	7 593	3 031	676	103
803	Offices and clinics of doctors of osteopathy	—	—	—	—	—
804	Offices and clinics of other health practitioners	20	3 927	1 448	329	61
805	Nursing and personal care facilities	8	18 172	10 249	2 650	594
806	Hospitals	—	—	—	—	—
807, 8, 9	Other health services	8	10 282	5 915	1 281	278
81	Legal services	32	11 135	4 863	1 553	151
823, 4, 9	Selected educational services	6	(D)	(D)	(D)	AA

Table 5. Summary Statistics for Firms Subject to Federal Income Tax for Places With 350 Establishments or More: 1992 — Con.

[Includes only establishments with payroll. For meaning of abbreviations and symbols, see introductory text. For explanation of terms and comparability of 1987 and 1992 censuses, see appendix A. For information on geographic areas followed by ▲, see appendix F]

SIC code	Geographic area and kind of business or operation	Establishments (number)	Receipts (\$1,000)	Annual payroll (\$1,000)	First-quarter payroll (\$1,000)	Paid employees for pay period including March 12 (number)
ROSEVILLE—Con.						
83	Social services	20	5 517	2 218	507	188
835	Child day care services	10	2 352	947	218	107
832, 3, 6, 9	Other social services	10	3 165	1 271	289	81
87 ex. 8733	Engineering, accounting, research, management, and related services (except noncommercial research organizations)	65	40 927	18 232	4 203	653
871	Engineering, architectural, and surveying services	16	12 737	5 104	1 082	124
872	Accounting, auditing, and bookkeeping services	20	3 441	1 585	368	77
873 ex. 8733	Research, development, and testing services (except noncommercial research organizations)	7	10 738	4 793	1 058	269
874	Management and public relations services	22	14 011	6 750	1 695	183
89	Services, n.e.c.	3	(D)	(D)	(D)	AA
ST. CLOUD ▲						
	Total	530	302 420	132 065	28 752	6 511
70 ex. 704	Hotels, rooming houses, camps, and other lodging places (except membership lodging)	17	15 495	4 214	986	604
7011	Hotels and motels	14	(D)	(D)	(D)	FF
7011 pt.	Hotels	3	(D)	(D)	(D)	CC
7011 pt.	Motels, motor hotels, and tourist courts	11	(D)	(D)	(D)	EE
702, 3	Other lodging places	3	(D)	(D)	(D)	BB
72	Personal services	70	17 420	5 986	1 399	508
721	Laundry, cleaning, and garment services	16	6 399	2 335	495	180
7211	Power laundries, family and commercial*	—	—	—	—	—
7213	Linen supply*	—	—	—	—	—
7215	Coin-operated laundries and drycleaning	4	(D)	(D)	(D)	AA
7216	Drycleaning plants, except rug cleaning*	6	1 171	469	112	50
7217	Carpet and upholstery cleaning	3	(D)	(D)	(D)	AA
7218	Industrial laundriers*	1	(D)	(D)	(D)	CC
7212, 9	Other laundry, cleaning, and garment services*	2	(D)	(D)	(D)	AA
722	Photographic studios, portrait	6	880	232	58	23
723, 4	Beauty and barber shops	27	5 983	2 532	619	225
723	Beauty shops	26	(D)	(D)	(D)	CC
724	Barber shops	1	(D)	(D)	(D)	AA
725	Shoe repair shops and shoeshine parlors	1	(D)	(D)	(D)	AA
726	Funeral service and crematories	3	2 055	498	119	25
729	Miscellaneous personal services	17	(D)	(D)	(D)	BB
73	Business services	91	53 346	18 110	3 915	1 670
731	Advertising	8	(D)	(D)	(D)	BB
732	Consumer credit reporting agencies, mercantile reporting agencies, and adjustment and collection agencies	6	2 229	480	118	31
733	Mailing, reproduction, commercial art and photography, and stenographic services	12	(D)	(D)	(D)	CC
734	Services to dwellings and other buildings	20	4 493	2 228	552	425
735	Miscellaneous equipment rental and leasing	6	(D)	(D)	(D)	BB
736	Personnel supply services	8	8 432	5 786	1 043	548
737	Computer programming, data processing, and other computer related services	13	24 209	5 297	1 214	143
7371, 2, 3	Computer programming, prepackaged software, and integrated systems	8	(D)	(D)	(D)	BB
7374, 5, 6	Data processing services	2	(D)	(D)	(D)	BB
7377, 8, 9	Computer rental and leasing, maintenance, and related services, n.e.c.	3	2 303	680	156	20
738	Miscellaneous business services	18	(D)	(D)	(D)	EE
75	Automotive repair, services, and parking	48	17 735	4 160	922	295
751	Automotive rental and leasing, without drivers	3	(D)	(D)	(D)	AA
752	Automobile parking	—	—	—	—	—
753	Automotive repair shops	35	11 788	3 118	681	172
7532	Top, body, and upholstery repair shops and paint shops	12	4 602	1 468	283	70
7538	General automotive repair shops	12	2 695	647	155	50
7533, 4, 6, 7, 9	Other automotive repair shops	11	4 491	1 003	243	52
754	Automotive services, except repair	10	(D)	(D)	(D)	CC
76	Miscellaneous repair services	20	7 859	2 640	662	177
762	Electrical repair shops	8	(D)	(D)	(D)	CC
7622	Radio and television repair shops	2	(D)	(D)	(D)	AA
7623, 9	Other electrical and electronic repair shops	6	(D)	(D)	(D)	CC
763	Watch, clock, and jewelry repair	1	(D)	(D)	(D)	AA
764	Reupholstery and furniture repair	—	—	—	—	—
769	Miscellaneous repair and related services	11	(D)	(D)	(D)	BB

Table 5. Summary Statistics for Firms Subject to Federal Income Tax for Places With 350 Establishments or More: 1992 — Con.

[Includes only establishments with payroll. For meaning of abbreviations and symbols, see introductory text. For explanation of terms and comparability of 1987 and 1992 censuses, see appendix A. For information on geographic areas followed by ▲, see appendix F]

SIC code	Geographic area and kind of business or operation	Establishments (number)	Receipts (\$1,000)	Annual payroll (\$1,000)	First-quarter payroll (\$1,000)	Paid employees for pay period including March 12 (number)
ST. CLOUD ▲—Con.						
78, 79, 84	Amusement and recreation services, including motion pictures and museums	33	11 148	2 644	581	350
781, 2	Motion picture production, distribution, and services	3	(D)	(D)	(D)	AA
783	Motion picture theaters	1	(D)	(D)	(D)	AA
784	Video tape rental	7	1 669	276	66	58
792	Theatrical producers (except motion picture), bands, orchestras, and entertainers	1	(D)	(D)	(D)	AA
793	Bowling centers	3	813	269	82	42
79 ex. 792, 3; 84	Commercial sports and other amusement and recreation services, including museums	18	7 633	1 850	366	221
80	Health services	134	119 313	67 245	14 526	1 728
801	Offices and clinics of doctors of medicine	52	74 666	46 409	10 003	803
802	Offices and clinics of dentists	36	17 246	8 955	1 898	270
803	Offices and clinics of doctors of osteopathy	—	—	—	—	—
804	Offices and clinics of other health practitioners	33	8 695	4 092	698	127
805	Nursing and personal care facilities	3	4 196	2 075	571	197
806	Hospitals	—	—	—	—	—
807, 8, 9	Other health services	10	14 510	5 714	1 356	331
81	Legal services	31	24 224	11 489	2 443	304
823, 4, 9	Selected educational services	2	(D)	(D)	(D)	AA
83	Social services	32	3 420	1 491	413	193
835	Child day care services	21	2 006	951	286	142
832, 3, 6, 9	Other social services	11	1 414	540	127	51
87 ex. 8733	Engineering, accounting, research, management, and related services (except noncommercial research organizations)	51	32 143	13 978	2 887	665
871	Engineering, architectural, and surveying services	16	(D)	(D)	(D)	EE
872	Accounting, auditing, and bookkeeping services	19	12 610	4 983	1 158	202
873 ex. 8733	Research, development, and testing services (except noncommercial research organizations)	2	(D)	(D)	(D)	AA
874	Management and public relations services	14	(D)	(D)	(D)	BB
89	Services, n.e.c.	1	(D)	(D)	(D)	AA
ST. LOUIS PARK						
	Total	730	531 588	212 678	47 929	10 554
70 ex. 704	Hotels, rooming houses, camps, and other lodging places (except membership lodging)	7	14 647	4 496	1 109	359
7011	Hotels and motels	7	14 647	4 496	1 109	359
7011 pt.	Hotels	3	(D)	(D)	(D)	EE
7011 pt.	Motels, motor hotels, and tourist courts	4	(D)	(D)	(D)	AA
702, 3	Other lodging places	—	—	—	—	—
72	Personal services	65	16 360	6 181	2 083	1 496
721	Laundry, cleaning, and garment services	16	3 334	1 136	234	194
7211	Power laundries, family and commercial*	—	—	—	—	—
7213	Linen supply*	—	—	—	—	—
7215	Coin-operated laundries and drycleaning	2	(D)	(D)	(D)	AA
7216	Drycleaning plants, except rug cleaning*	7	1 430	420	98	50
7217	Carpet and upholstery cleaning	4	(D)	(D)	(D)	CC
7218	Industrial launderers*	—	—	—	—	—
7212, 9	Other laundry, cleaning, and garment services*	3	(D)	(D)	(D)	AA
722	Photographic studios, portrait	2	(D)	(D)	(D)	AA
723, 4	Beauty and barber shops	33	5 219	2 001	467	190
723	Beauty shops	30	4 809	1 962	455	183
724	Barber shops	3	410	39	12	7
725	Shoe repair shops and shoeshine parlors	1	(D)	(D)	(D)	AA
726	Funeral service and crematories	3	(D)	(D)	(D)	AA
729	Miscellaneous personal services	10	(D)	(D)	(D)	GG
73	Business services	179	144 269	60 747	13 773	3 124
731	Advertising	14	11 630	3 681	852	121
732	Consumer credit reporting agencies, mercantile reporting agencies, and adjustment and collection agencies	5	17 594	8 234	2 013	281
733	Mailing, reproduction, commercial art and photography, and stenographic services	23	8 666	2 651	508	103
734	Services to dwellings and other buildings	17	3 136	1 424	390	137
735	Miscellaneous equipment rental and leasing	7	4 100	1 569	332	79
736	Personnel supply services	38	26 365	17 902	3 903	1 521
737	Computer programming, data processing, and other computer related services	39	48 631	20 636	4 836	543
7371, 2, 3	Computer programming, prepackaged software, and integrated systems	29	36 959	17 257	3 909	391
7374, 5, 6	Data processing services	4	9 900	2 817	777	125
7377, 8, 9	Computer rental and leasing, maintenance, and related services, n.e.c.	6	1 772	562	150	27
738	Miscellaneous business services	36	24 147	4 650	939	339

Table 5. Summary Statistics for Firms Subject to Federal Income Tax for Places With 350 Establishments or More: 1992 — Con.

[Includes only establishments with payroll. For meaning of abbreviations and symbols, see introductory text. For explanation of terms and comparability of 1987 and 1992 censuses, see appendix A. For information on geographic areas followed by ▲, see appendix F.]

SIC code	Geographic area and kind of business or operation	Establishments (number)	Receipts (\$1,000)	Annual payroll (\$1,000)	First-quarter payroll (\$1,000)	Paid employees for pay period including March 12 (number)
ST. LOUIS PARK—Con.						
75	Automotive repair, services, and parking -----	32	30 893	4 352	1 099	241
751	Automotive rental and leasing, without drivers -----	4	(D)	(D)	(D)	BB
752	Automobile parking -----	1	(D)	(D)	(D)	AA
753	Automotive repair shops -----	21	7 575	2 154	501	100
7532	Top, body, and upholstery repair shops and paint shops -----	4	2 631	734	166	35
7538	General automotive repair shops -----	11	2 958	946	219	38
7533, 4, 6, 7, 9	Other automotive repair shops -----	6	1 986	474	116	27
754	Automotive services, except repair -----	6	(D)	(D)	(D)	CC
76	Miscellaneous repair services -----	25	17 969	6 058	1 596	206
762	Electrical repair shops -----	15	16 551	5 568	1 466	174
7622	Radio and television repair shops -----	3	(D)	(D)	(D)	BB
7623, 9	Other electrical and electronic repair shops -----	12	(D)	(D)	(D)	CC
763	Watch, clock, and jewelry repair -----	2	(D)	(D)	(D)	AA
764	Reupholstery and furniture repair -----	1	(D)	(D)	(D)	AA
769	Miscellaneous repair and related services -----	7	(D)	(D)	(D)	AA
78, 79, 84	Amusement and recreation services, including motion pictures and museums -----	42	52 815	11 087	3 144	1 039
781, 2	Motion picture production, distribution, and services -----	7	678	166	35	12
783	Motion picture theaters -----	2	(D)	(D)	(D)	BB
784	Video tape rental -----	7	1 853	551	171	94
792	Theatrical producers (except motion picture), bands, orchestras, and entertainers -----	7	1 696	703	164	24
793	Bowling centers -----	2	(D)	(D)	(D)	BB
79 ex. 792, 3, 84	Commercial sports and other amusement and recreation services, including museums -----	17	43 503	8 413	2 452	773
80	Health services -----	136	125 946	60 668	12 862	1 996
801	Offices and clinics of doctors of medicine -----	45	49 751	28 013	5 980	321
802	Offices and clinics of dentists -----	38	13 651	5 478	1 154	205
803	Offices and clinics of doctors of osteopathy -----	1	(D)	(D)	(D)	AA
804	Offices and clinics of other health practitioners -----	30	5 893	1 795	361	100
805	Nursing and personal care facilities -----	8	35 296	17 259	3 939	927
806	Hospitals -----	—	—	—	—	—
807, 8, 9	Other health services -----	14	(D)	(D)	(D)	EE
81	Legal services -----	60	24 286	11 704	2 343	315
823, 4, 9	Selected educational services -----	7	932	221	36	6
83	Social services -----	23	5 423	2 742	634	132
835	Child day care services -----	9	575	204	24	13
832, 3, 6, 9	Other social services -----	14	4 848	2 538	610	119
87 ex. 8733	Engineering, accounting, research, management, and related services (except noncommercial research organizations) -----	150	97 589	44 278	9 240	1 637
871	Engineering, architectural, and surveying services -----	30	26 780	13 492	3 090	343
872	Accounting, auditing, and bookkeeping services -----	62	(D)	(D)	(D)	EE
873 ex. 8733	Research, development, and testing services (except noncommercial research organizations) -----	6	(D)	(D)	(D)	EE
874	Management and public relations services -----	52	40 546	15 302	3 094	705
89	Services, n.e.c. -----	4	459	144	10	3
ST. PAUL						
	Total -----	2 207	1 678 557	742 231	157 821	32 710
70 ex. 704	Hotels, rooming houses, camps, and other lodging places (except membership lodging) -----	19	30 846	8 776	2 066	1 099
7011	Hotels and motels -----	15	30 313	8 556	2 012	1 076
7011 pt.	Hotels -----	7	27 583	7 798	1 848	922
7011 pt.	Hotels, 25 guestrooms or more -----	7	27 583	7 798	1 848	922
7011 pt.	Hotels, less than 25 guestrooms -----	—	—	—	—	—
7011 pt.	Motels, motor hotels, and tourist courts -----	8	2 730	758	164	154
7011 pt.	Motels, tourist courts -----	6	(D)	(D)	(D)	BB
7011 pt.	Motor hotels -----	2	(D)	(D)	(D)	CC
702, 3	Other lodging places -----	4	533	220	54	23
702	Rooming and boarding houses -----	3	(D)	(D)	(D)	BB
703	Camps and recreational vehicle parks -----	1	(D)	(D)	(D)	AA

Table 5. Summary Statistics for Firms Subject to Federal Income Tax for Places With 350 Establishments or More: 1992 — Con.

[Includes only establishments with payroll. For meaning of abbreviations and symbols, see introductory text. For explanation of terms and comparability of 1987 and 1992 censuses, see appendix A. For information on geographic areas followed by ▲, see appendix F]

SIC code	Geographic area and kind of business or operation	Establishments (number)	Receipts (\$1,000)	Annual payroll (\$1,000)	First-quarter payroll (\$1,000)	Paid employees for pay period including March 12 (number)
ST. PAUL—Con.						
72	Personal services -----	242	57 581	20 810	4 920	1 616
721	Laundry, cleaning, and garment services -----	58	19 508	6 511	1 516	460
7211	Power laundries, family and commercial* -----	3	(D)	(D)	(D)	AA
7213	Linen supply* -----	2	(D)	(D)	(D)	CC
7215	Coin-operated laundries and drycleaning -----	9	5 631	721	161	51
7216	Drycleaning plants, except rug cleaning* -----	23	6 330	2 603	624	218
7217	Carpet and upholstery cleaning -----	9	876	183	36	17
7218	Industrial launderers* -----	—	—	—	—	—
7212, 9	Other laundry, cleaning, and garment services* -----	12	(D)	(D)	(D)	BB
7212	Garment pressing, and agents for laundries and drycleaners -----	4	(D)	(D)	(D)	AA
7219	Laundry and garment services, n.e.c.* -----	8	(D)	(D)	(D)	BB
722	Photographic studios, portrait -----	10	1 913	558	109	41
723, 4	Beauty and barber shops -----	115	19 104	8 741	2 068	798
723	Beauty shops -----	112	(D)	(D)	(D)	FF
724	Barber shops -----	3	(D)	(D)	(D)	AA
725	Shoe repair shops and shoeshine parlors -----	7	(D)	(D)	(D)	AA
726	Funeral service and crematories -----	18	11 167	3 080	742	114
729	Miscellaneous personal services -----	34	(D)	(D)	(D)	CC
7291	Tax return preparation services -----	12	1 281	427	173	73
7299	Miscellaneous personal services, n.e.c. -----	22	(D)	(D)	(D)	CC
73	Business services -----	429	527 268	208 465	46 047	13 877
731	Advertising -----	21	9 826	4 871	943	122
7311	Advertising agencies -----	12	7 807	4 371	816	98
7312	Outdoor advertising services -----	2	(D)	(D)	(D)	AA
7313	Radio, television, publishers' advertising representatives -----	2	(D)	(D)	(D)	AA
7319	Advertising, n.e.c. -----	5	(D)	(D)	(D)	AA
732	Consumer credit reporting agencies, mercantile reporting agencies, and adjustment and collection agencies -----	13	(D)	(D)	(D)	BB
7322	Adjustment and collection services -----	10	(D)	(D)	(D)	BB
7323	Credit reporting services -----	3	(D)	(D)	(D)	BB
733	Mailing, reproduction, commercial art and photography, and stenographic services -----	80	35 851	10 153	2 250	477
7331	Direct mail advertising services -----	13	11 498	2 373	632	134
7334	Photocopying and duplicating services -----	12	(D)	(D)	(D)	BB
7335, 6	Commercial photography, art, and graphics -----	39	16 348	6 064	1 244	234
7335	Commercial photography -----	5	1 721	396	74	9
7336	Commercial art and graphic design -----	34	14 627	5 668	1 170	225
7338	Secretarial and court reporting services -----	16	(D)	(D)	(D)	BB
734	Services to dwellings and other buildings -----	64	41 052	26 275	6 424	2 687
7342	Disinfecting and pest control services -----	6	(D)	(D)	(D)	BB
7349	Building cleaning and maintenance services, n.e.c. -----	58	(D)	(D)	(D)	HH
735	Miscellaneous equipment rental and leasing -----	24	26 964	5 506	1 635	295
7352	Medical equipment rental and leasing -----	3	(D)	(D)	(D)	CC
7353	Heavy construction equipment rental and leasing -----	1	(D)	(D)	(D)	AA
7359	Equipment rental and leasing, n.e.c. -----	20	(D)	(D)	(D)	CC
736	Personnel supply services -----	48	98 229	69 454	13 267	5 129
7361	Employment agencies -----	9	1 742	767	151	31
7363	Help supply services -----	39	96 487	68 687	13 116	5 098
7363 pt.	Temporary help supply -----	34	(D)	(D)	(D)	HH
7363 pt.	Help supply, except temporary -----	5	(D)	(D)	(D)	FF
737	Computer programming, data processing, and other computer related services -----	82	240 147	56 269	13 502	1 967
7371, 2, 3	Computer programming, prepackaged software, and integrated systems -----	58	(D)	(D)	(D)	CC
7371	Computer programming services -----	44	(D)	(D)	(D)	CC
7372	Prepackaged software -----	8	2 566	1 044	246	25
7373	Computer integrated systems -----	6	5 040	1 459	373	47
7374, 5, 6	Data processing services -----	11	(D)	(D)	(D)	GG
7374, 5	Computer processing, information retrieval -----	11	(D)	(D)	(D)	GG
7376	Computer facilities management services -----	—	—	—	—	—
7377, 8, 9	Computer rental and leasing, maintenance, and related services, n.e.c. -----	13	(D)	(D)	(D)	BB
7377	Computer rental and leasing -----	3	(D)	(D)	(D)	AA
7378	Computer maintenance and repair -----	2	(D)	(D)	(D)	BB
7379	Computer related services, n.e.c. -----	8	(D)	(D)	(D)	AA
738	Miscellaneous business services -----	97	(D)	(D)	(D)	HH
7381, 2	Detective agencies and protective services -----	17	22 367	14 700	3 487	1 663
7381	Detective, guard, and armored car services -----	13	20 471	13 847	3 321	1 622
7382	Security systems services -----	4	1 896	853	166	41
7383	News syndicates -----	2	(D)	(D)	(D)	AA
7384	Photofinishing laboratories* -----	10	2 528	668	140	27
7389	Business services, n.e.c. -----	68	(D)	(D)	(D)	GG
7389 pt.	Sign painting shops -----	1	(D)	(D)	(D)	AA
7389 pt.	Interior designing -----	6	(D)	(D)	(D)	BB
7389 pt.	Telephone answering services -----	3	(D)	(D)	(D)	BB
7389 pt.	Other business services -----	58	41 651	16 905	3 715	1 335

Table 5. Summary Statistics for Firms Subject to Federal Income Tax for Places With 350 Establishments or More: 1992 — Con.

[Includes only establishments with payroll. For meaning of abbreviations and symbols, see introductory text. For explanation of terms and comparability of 1987 and 1992 censuses, see appendix A. For information on geographic areas followed by ▲, see appendix F]

SIC code	Geographic area and kind of business or operation	Establishments (number)	Receipts (\$1,000)	Annual payroll (\$1,000)	First-quarter payroll (\$1,000)	Paid employees for pay period including March 12 (number)
ST. PAUL—Con.						
75	Automotive repair, services, and parking	183	78 059	22 089	5 385	1 258
751	Automotive rental and leasing, without drivers	9	(D)	(D)	(D)	CC
7513	Truck rental and leasing, without drivers	7	(D)	(D)	(D)	CC
7514, 5	Passenger car rental and leasing	2	(D)	(D)	(D)	AA
7514	Passenger car rental	1	(D)	(D)	(D)	AA
7515	Passenger car leasing	1	(D)	(D)	(D)	AA
7519	Utility trailer and recreational vehicle rental	—	—	—	—	—
752	Automobile parking	26	(D)	(D)	(D)	CC
753	Automotive repair shops	121	49 904	15 869	3 790	679
7532	Top, body, and upholstery repair shops and paint shops	35	16 200	5 485	1 381	221
7532 pt.	Top and body repair shops	34	(D)	(D)	(D)	CC
7532 pt.	Paint shops	1	(D)	(D)	(D)	AA
7538	General automotive repair shops	57	17 973	5 699	1 330	279
7538 pt.	General automotive repair shops, except diesel	49	14 481	4 210	975	213
7538 pt.	Diesel repair shops	8	3 492	1 489	355	66
7533, 4, 6, 7, 9	Other automotive repair shops	29	15 731	4 685	1 079	179
7533	Automotive exhaust system repair shops	9	(D)	(D)	(D)	BB
7534	Tire retreading and repair shops	—	—	—	—	—
7536	Automotive glass replacement shops	5	4 735	1 160	226	41
7537	Automotive transmission repair shops	4	661	115	33	9
7539	Automotive repair shops, n.e.c.	11	(D)	(D)	(D)	BB
7539 pt.	Radiator repair	1	(D)	(D)	(D)	AA
7539 pt.	Brake, front end, and wheel alignment	4	(D)	(D)	(D)	BB
7539 pt.	Automotive electrical and fuel system services	5	(D)	(D)	(D)	AA
7539 pt.	Other automotive repair shops, n.e.c.	1	(D)	(D)	(D)	AA
754	Automotive services, except repair	27	8 244	2 474	732	290
7542	Carwashes	12	4 844	1 711	540	221
7549	Automotive services, except repair and carwashes	15	3 400	763	192	69
76	Miscellaneous repair services	76	23 514	8 038	1 889	407
762	Electrical repair shops	20	10 053	3 761	879	148
7622	Radio and television repair shops	4	261	48	11	6
7623, 9	Other electrical and electronic repair shops	16	9 792	3 713	868	142
7623	Refrigeration and air-conditioning service and repair shops	3	1 698	564	132	20
7629	Electrical and electronic repair shops, n.e.c.	13	8 094	3 149	736	122
763	Watch, clock, and jewelry repair	—	—	—	—	—
764	Reupholstery and furniture repair	13	2 064	784	173	58
769	Miscellaneous repair and related services	43	11 397	3 493	837	201
7692	Welding repair	3	(D)	(D)	(D)	BB
7694	Armature rewinding shops	2	(D)	(D)	(D)	BB
7699	Repair shops and related services, n.e.c.	38	8 928	2 539	613	158
78, 79, 84	Amusement and recreation services, including motion pictures and museums	98	37 706	12 142	2 575	1 308
781, 2	Motion picture production, distribution, and services	10	3 720	1 579	256	75
783	Motion picture theaters	3	(D)	(D)	(D)	BB
7832	Motion picture theaters, except drive-in	3	(D)	(D)	(D)	BB
7833	Drive-in motion picture theaters	—	—	—	—	—
784	Video tape rental	25	7 704	2 198	396	372
792	Theatrical producers (except motion picture), bands, orchestras, and entertainers	4	(D)	(D)	(D)	BB
7922	Theatrical producers (except motion picture) and miscellaneous theatrical services	2	(D)	(D)	(D)	BB
7929	Bands, orchestras, actors, and other entertainers and entertainment groups	2	(D)	(D)	(D)	AA
793	Bowling centers	5	5 821	1 920	513	228
79 ex. 792, 3; 84	Commercial sports and other amusement and recreation services, including museums	51	17 952	5 753	1 297	529
794	Commercial sports	—	—	—	—	—
7941	Professional sports clubs, managers, promoters	—	—	—	—	—
7948	Racing, including track operation	—	—	—	—	—
79 ex. 792, 3, 4; 84	Other amusement and recreation services, including museums	51	17 952	5 753	1 297	529
791	Dance studios, schools, and halls	4	457	114	6	12
7991	Physical fitness facilities	7	4 771	1 569	445	205
7992	Public golf courses	—	—	—	—	—
7993	Coin-operated amusement devices	4	(D)	(D)	(D)	BB
7996	Amusement parks	2	(D)	(D)	(D)	AA
7997	Membership sports and recreation clubs	8	6 979	2 944	580	159
7999, 84	Amusement and recreation services, including museums, n.e.c.	26	(D)	(D)	(D)	CC
7999 pt.	Concession operators of amusement devices and rides	2	(D)	(D)	(D)	AA
7999 pt.	Carnivals, circuses, and fairs	2	(D)	(D)	(D)	AA
7999 pt., 84	Other recreation and amusements, including museums	22	3 499	707	169	114

Table 5. Summary Statistics for Firms Subject to Federal Income Tax for Places With 350 Establishments or More: 1992 — Con.

[Includes only establishments with payroll. For meaning of abbreviations and symbols, see introductory text. For explanation of terms and comparability of 1987 and 1992 censuses, see appendix A. For information on geographic areas followed by ▲, see appendix F]

SIC code	Geographic area and kind of business or operation	Establishments (number)	Receipts (\$1,000)	Annual payroll (\$1,000)	First-quarter payroll (\$1,000)	Paid employees for pay period including March 12 (number)
	ST. PAUL—Con.					
80	Health services	504	430 800	243 380	51 548	6 691
801	Offices and clinics of doctors of medicine	183	259 708	160 379	32 522	2 473
8011 pt.	Offices of doctors of medicine	179	(D)	(D)	(D)	GG
8011 pt.	General medical clinics	4	(D)	(D)	(D)	BB
802	Offices and clinics of dentists	145	48 440	20 477	4 590	804
803	Offices and clinics of doctors of osteopathy	—	—	—	—	—
804	Offices and clinics of other health practitioners	87	25 609	11 389	2 886	568
8041	Offices and clinics of chiropractors	39	9 336	3 079	737	132
8042	Offices and clinics of optometrists	8	2 024	539	137	27
8043	Offices and clinics of podiatrists	6	654	248	58	10
8049	Offices and clinics of health practitioners, n.e.c.	34	13 595	7 523	1 954	399
805	Nursing and personal care facilities	44	55 872	30 349	7 219	1 765
8051	Skilled nursing care facilities	13	46 860	24 957	6 079	1 449
8052	Intermediate care facilities	28	(D)	(D)	(D)	EE
8059	Nursing and personal care facilities, n.e.c.	3	(D)	(D)	(D)	AA
806	Hospitals	—	—	—	—	—
8062	General medical and surgical hospitals	—	—	—	—	—
8063, 9	Specialty hospitals	—	—	—	—	—
807, 8, 9	Other health services	45	41 171	20 786	4 331	1 081
807	Medical and dental laboratories	19	21 135	9 437	1 956	361
8071	Medical laboratories	5	10 838	4 351	706	112
8072	Dental laboratories	14	10 297	5 086	1 250	249
808	Home health care services	11	(D)	(D)	(D)	FF
809	Miscellaneous health and allied services, n.e.c.	15	(D)	(D)	(D)	CC
8092	Kidney dialysis centers	1	(D)	(D)	(D)	AA
8093	Specialty outpatient facilities, n.e.c.	14	9 093	4 298	817	151
8099	Health and allied services, n.e.c.	—	—	—	—	—
81	Legal services	232	242 658	105 963	18 496	2 131
823, 4, 9	Selected educational services	27	11 983	3 921	987	209
823	Libraries	—	—	—	—	—
824	Vocational schools	8	7 479	2 462	609	141
829	Schools and educational services, n.e.c.	19	4 504	1 459	378	68
83	Social services	105	32 798	16 548	3 900	1 409
835	Child day care services	40	6 182	2 942	711	324
832, 3, 6, 9	Other social services	65	26 616	13 606	3 189	1 085
87 ex. 8733	Engineering, accounting, research, management, and related services (except noncommercial research organizations)	274	199 277	89 823	19 464	2 609
871	Engineering, architectural, and surveying services	77	94 108	42 637	8 338	1 085
8711	Engineering services	41	55 416	24 931	5 295	664
8712	Architectural services	33	(D)	(D)	(D)	EE
8713	Surveying services	3	(D)	(D)	(D)	BB
872	Accounting, auditing, and bookkeeping services	59	37 143	14 446	3 724	513
873 ex. 8733	Research, development, and testing services (except noncommercial research organizations)	15	22 831	11 208	2 643	359
8731	Commercial physical and biological research	6	1 245	641	157	28
8732	Commercial economic, sociological, and educational research	6	(D)	(D)	(D)	BB
8734	Testing laboratories	3	(D)	(D)	(D)	EE
874	Management and public relations services	123	45 195	21 532	4 759	652
8741	Management services	21	16 857	10 948	2 463	320
8742	Management consulting services	57	15 551	6 401	1 389	190
8743	Public relations services	12	(D)	(D)	(D)	BB
8744	Facilities support management services	—	—	—	—	—
8748	Business consulting services, n.e.c.	33	(D)	(D)	(D)	BB
89	Services, n.e.c.	18	6 067	2 276	544	96

Table 6. Summary Statistics for Firms Subject to Federal Income Tax for Counties With 350 Establishments or More: 1992

[Includes only establishments with payroll. For meaning of abbreviations and symbols, see introductory text. For explanation of terms and comparability of 1987 and 1992 censuses, see appendix A. For information on geographic areas followed by ▲, see appendix F]

SIC code	Geographic area and kind of business or operation	Establishments (number)	Receipts (\$1,000)	Annual payroll (\$1,000)	First-quarter payroll (\$1,000)	Paid employees for pay period including March 12 (number)
ANOKA COUNTY						
	Total	1 366	587 405	237 768	52 560	12 562
70 ex. 704	Hotels, rooming houses, camps, and other lodging places (except membership lodging)	8	3 647	619	132	96
7011	Hotels and motels	7	(D)	(D)	(D)	BB
7011 pt.	Hotels	1	(D)	(D)	(D)	BB
7011 pt.	Motels, motor hotels, and tourist courts	6	(D)	(D)	(D)	BB
702, 3	Other lodging places	1	(D)	(D)	(D)	AA
72	Personal services	165	31 304	11 660	2 783	1 238
721	Laundry, cleaning, and garment services	29	5 223	1 615	333	140
7211	Power laundries, family and commercial*	2	(D)	(D)	(D)	AA
7213	Linen supply*	—	—	—	—	—
7215	Coin-operated laundries and drycleaning	5	1 520	386	103	22
7216	Drycleaning plants, except rug cleaning*	9	1 949	645	140	82
7217	Carpet and upholstery cleaning	6	727	177	30	10
7218	Industrial laundriers*	1	(D)	(D)	(D)	AA
7212, 9	Other laundry, cleaning, and garment services*	6	(D)	(D)	(D)	AA
722	Photographic studios, portrait	16	(D)	(D)	(D)	BB
723, 4	Beauty and barber shops	81	15 264	7 072	1 630	640
723	Beauty shops	81	15 264	7 072	1 630	640
724	Barber shops	—	—	—	—	—
725	Shoe repair shops and shoeshine parlors	3	313	115	26	10
726	Funeral service and crematories	4	2 654	667	148	33
729	Miscellaneous personal services	32	(D)	(D)	(D)	EE
73	Business services	260	104 206	43 811	9 373	3 149
731	Advertising	9	3 636	946	207	35
732	Consumer credit reporting agencies, mercantile reporting agencies, and adjustment and collection agencies	10	7 085	4 250	886	157
733	Mailing, reproduction, commercial art and photography, and stenographic services	23	16 726	5 922	1 286	305
734	Services to dwellings and other buildings	73	10 887	4 391	1 003	629
735	Miscellaneous equipment rental and leasing	18	9 069	2 909	545	118
736	Personnel supply services	17	13 488	9 139	1 616	1 146
737	Computer programming, data processing, and other computer related services	62	29 282	12 013	2 835	435
7371, 2, 3	Computer programming, prepackaged software, and integrated systems	39	(D)	(D)	(D)	CC
7374, 5, 6	Data processing services	5	1 550	612	155	28
7377, 8, 9	Computer rental and leasing, maintenance, and related services, n.e.c.	18	(D)	(D)	(D)	CC
738	Miscellaneous business services	48	14 033	4 241	995	324
75	Automotive repair, services, and parking	171	74 351	17 448	4 184	1 034
751	Automotive rental and leasing, without drivers	9	12 862	1 186	267	58
752	Automobile parking	—	—	—	—	—
753	Automotive repair shops	134	51 846	13 719	3 292	666
7532	Top, body, and upholstery repair shops and paint shops	32	15 104	4 205	1 046	195
7538	General automotive repair shops	64	23 875	6 281	1 489	317
7533, 4, 6, 7, 9	Other automotive repair shops	38	12 867	3 233	757	154
754	Automotive services, except repair	28	9 643	2 543	625	310
76	Miscellaneous repair services	75	41 829	13 805	2 648	469
762	Electrical repair shops	16	4 219	1 394	335	59
7622	Radio and television repair shops	3	335	108	26	7
7623, 9	Other electrical and electronic repair shops	13	3 884	1 286	309	52
763	Watch, clock, and jewelry repair	—	—	—	—	—
764	Reupholstery and furniture repair	2	(D)	(D)	(D)	AA
769	Miscellaneous repair and related services	57	(D)	(D)	(D)	EE
78, 79, 84	Amusement and recreation services, including motion pictures and museums	110	36 732	8 765	2 082	1 273
781, 2	Motion picture production, distribution, and services	2	(D)	(D)	(D)	AA
783	Motion picture theaters	8	5 321	724	161	141
784	Video tape rental	34	5 900	1 199	292	227
792	Theatrical producers (except motion picture), bands, orchestras, and entertainers	4	(D)	(D)	(D)	BB
793	Bowling centers	9	(D)	(D)	(D)	EE
79 ex. 792, 3; 84	Commercial sports and other amusement and recreation services, including museums	53	18 930	5 228	1 219	613
80	Health services	248	202 443	106 151	23 798	3 592
801	Offices and clinics of doctors of medicine	70	115 056	67 303	14 681	1 502
802	Offices and clinics of dentists	81	33 328	14 546	3 419	541
803	Offices and clinics of doctors of osteopathy	—	—	—	—	—
804	Offices and clinics of other health practitioners	61	14 965	5 085	1 176	242
805	Nursing and personal care facilities	9	20 520	9 954	2 404	709
806	Hospitals	—	—	—	—	—
807, 8, 9	Other health services	27	18 574	9 263	2 118	598
81	Legal services	52	24 285	9 735	2 141	319
823, 4, 9	Selected educational services	9	2 338	627	99	40

SERVICE INDUSTRIES—GEOGRAPHIC AREA SERIES

MINNESOTA MN-51

Table 6. Summary Statistics for Firms Subject to Federal Income Tax for Counties With 350 Establishments or More: 1992 — Con.

[Includes only establishments with payroll. For meaning of abbreviations and symbols, see introductory text. For explanation of terms and comparability of 1987 and 1992 censuses, see appendix A. For information on geographic areas followed by ▲, see appendix F.]

SIC code	Geographic area and kind of business or operation	Establishments (number)	Receipts (\$1,000)	Annual payroll (\$1,000)	First-quarter payroll (\$1,000)	Paid employees for pay period including March 12 (number)
ANOKA COUNTY — Con.						
83	Social services	114	15 092	5 703	1 340	655
835	Child day care services	89	5 831	2 313	532	351
832, 3, 6, 9	Other social services	25	9 261	3 390	808	304
87 ex. 8733	Engineering, accounting, research, management, and related services (except noncommercial research organizations)	144	42 030	16 358	3 251	588
871	Engineering, architectural, and surveying services	44	21 841	8 839	1 702	290
872	Accounting, auditing, and bookkeeping services	52	(D)	(D)	(D)	CC
873 ex. 8733	Research, development, and testing services (except noncommercial research organizations)	3	(D)	(D)	(D)	AA
874	Management and public relations services	45	11 455	4 020	807	123
89	Services, n.e.c.	10	9 148	3 086	729	109
BLUE EARTH COUNTY						
	Total	399	207 989	82 061	18 920	4 662
70 ex. 704	Hotels, rooming houses, camps, and other lodging places (except membership lodging)	10	5 352	1 370	333	199
7011	Hotels and motels	8	(D)	(D)	(D)	CC
7011 pt.	Hotels	2	(D)	(D)	(D)	CC
7011 pt.	Motels, motor hotels, and tourist courts	6	(D)	(D)	(D)	BB
702, 3	Other lodging places	2	(D)	(D)	(D)	AA
72	Personal services	60	11 281	3 885	933	404
721	Laundry, cleaning, and garment services	15	4 824	1 730	389	143
7211	Power laundries, family and commercial*	—	—	—	—	—
7213	Linen supply*	1	(D)	(D)	(D)	BB
7215	Coin-operated laundries and drycleaning	7	512	127	24	23
7216	Drycleaning plants, except rug cleaning*	2	(D)	(D)	(D)	AA
7217	Carpet and upholstery cleaning	3	(D)	(D)	(D)	BB
7218	Industrial laundries*	—	—	—	—	—
7212, 9	Other laundry, cleaning, and garment services*	2	(D)	(D)	(D)	AA
722	Photographic studios, portrait	5	803	162	42	22
723, 4	Beauty and barber shops	29	3 093	1 284	311	155
723	Beauty shops	26	2 939	1 234	298	150
724	Barber shops	3	154	50	13	5
725	Shoe repair shops and shoeshine parlors	1	(D)	(D)	(D)	AA
726	Funeral service and crematories	3	1 721	515	137	29
729	Miscellaneous personal services	7	(D)	(D)	(D)	BB
73	Business services	56	55 273	18 008	4 362	1 094
731	Advertising	1	(D)	(D)	(D)	AA
732	Consumer credit reporting agencies, mercantile reporting agencies, and adjustment and collection agencies	4	1 275	467	92	31
733	Mailing, reproduction, commercial art and photography, and stenographic services	3	(D)	(D)	(D)	BB
734	Services to dwellings and other buildings	10	1 544	649	168	93
735	Miscellaneous equipment rental and leasing	4	(D)	(D)	(D)	BB
736	Personnel supply services	5	5 791	4 335	787	435
737	Computer programming, data processing, and other computer related services	10	25 107	9 757	2 757	376
7371, 2, 3	Computer programming, prepackaged software, and integrated systems	5	(D)	(D)	(D)	CC
7374, 5, 6	Data processing services	4	(D)	(D)	(D)	CC
7377, 8, 9	Computer rental and leasing, maintenance, and related services, n.e.c.	1	(D)	(D)	(D)	AA
738	Miscellaneous business services	19	9 960	1 575	314	98
75	Automotive repair, services, and parking	48	13 575	3 052	757	201
751	Automotive rental and leasing, without drivers	2	(D)	(D)	(D)	AA
752	Automobile parking	1	(D)	(D)	(D)	AA
753	Automotive repair shops	40	10 845	2 409	580	146
7532	Top, body, and upholstery repair shops and paint shops	8	3 251	732	177	39
7538	General automotive repair shops	22	4 805	1 138	277	77
7533, 4, 6, 7, 9	Other automotive repair shops	10	2 789	539	126	30
754	Automotive services, except repair	5	2 167	579	161	50
76	Miscellaneous repair services	18	6 504	2 001	495	135
762	Electrical repair shops	8	3 050	1 284	326	97
7622	Radio and television repair shops	3	(D)	(D)	(D)	AA
7623, 9	Other electrical and electronic repair shops	5	(D)	(D)	(D)	BB
763	Watch, clock, and jewelry repair	—	—	—	—	—
764	Reupholstery and furniture repair	1	(D)	(D)	(D)	AA
769	Miscellaneous repair and related services	9	(D)	(D)	(D)	BB

Table 6. Summary Statistics for Firms Subject to Federal Income Tax for Counties With 350 Establishments or More: 1992 — Con.

[Includes only establishments with payroll. For meaning of abbreviations and symbols, see introductory text. For explanation of terms and comparability of 1987 and 1992 censuses, see appendix A. For information on geographic areas followed by ▲, see appendix F]

SIC code	Geographic area and kind of business or operation	Establishments (number)	Receipts (\$1,000)	Annual payroll (\$1,000)	First-quarter payroll (\$1,000)	Paid employees for pay period including March 12 (number)
BLUE EARTH COUNTY — Con.						
78, 79, 84	Amusement and recreation services, including motion pictures and museums	28	8 242	1 868	580	419
781, 2	Motion picture production, distribution, and services	1	(D)	(D)	(D)	AA
783	Motion picture theaters	3	(D)	(D)	(D)	BB
784	Video tape rental	4	664	140	41	28
792	Theatrical producers (except motion picture), bands, orchestras, and entertainers	1	(D)	(D)	(D)	AA
793	Bowling centers	2	(D)	(D)	(D)	BB
79 ex. 792, 3; 84	Commercial sports and other amusement and recreation services, including museums	17	4 669	1 082	372	278
80	Health services	92	71 102	39 790	8 716	1 611
801	Offices and clinics of doctors of medicine	25	36 107	22 647	4 812	446
802	Offices and clinics of dentists	28	9 780	4 346	1 074	164
803	Offices and clinics of doctors of osteopathy	—	—	—	—	—
804	Offices and clinics of other health practitioners	25	4 747	1 564	362	82
805	Nursing and personal care facilities	6	(D)	(D)	(D)	EE
806	Hospitals	—	—	—	—	—
807, 8, 9	Other health services	8	(D)	(D)	(D)	EE
81	Legal services	22	10 927	3 139	652	126
823, 4, 9	Selected educational services	5	(D)	(D)	(D)	BB
83	Social services	18	2 726	1 049	272	97
835	Child day care services	8	259	104	25	26
832, 3, 6, 9	Other social services	10	2 467	945	247	71
87 ex. 8733	Engineering, accounting, research, management, and related services (except noncommercial research organizations)	41	20 807	7 449	1 721	302
871	Engineering, architectural, and surveying services	11	9 332	3 669	767	111
872	Accounting, auditing, and bookkeeping services	15	6 026	1 941	521	98
873 ex. 8733	Research, development, and testing services (except noncommercial research organizations)	4	2 839	818	199	36
874	Management and public relations services	11	2 610	1 021	234	57
89	Services, n.e.c.	1	(D)	(D)	(D)	AA
CROW WING COUNTY						
	Total	352	152 882	52 690	10 697	2 515
70 ex. 704	Hotels, rooming houses, camps, and other lodging places (except membership lodging)	51	39 324	11 731	1 803	582
7011	Hotels and motels	35	35 025	10 814	1 701	534
7011 pt.	Hotels	15	30 061	9 693	1 507	401
7011 pt.	Motels, motor hotels, and tourist courts	20	4 964	1 121	194	133
702, 3	Other lodging places	16	4 299	917	102	48
72	Personal services	42	6 538	2 274	500	207
721	Laundry, cleaning, and garment services	10	1 195	283	60	41
7211	Power laundries, family and commercial*	—	—	—	—	—
7213	Linen supply*	—	—	—	—	—
7215	Coin-operated laundries and drycleaning	5	(D)	(D)	(D)	AA
7216	Drycleaning plants, except rug cleaning*	3	528	136	31	20
7217	Carpet and upholstery cleaning	2	(D)	(D)	(D)	AA
7218	Industrial laundriers*	—	—	—	—	—
7212, 9	Other laundry, cleaning, and garment services*	—	—	—	—	—
722	Photographic studios, portrait	3	435	67	13	7
723, 4	Beauty and barber shops	22	2 556	1 236	277	111
723	Beauty shops	22	2 556	1 236	277	111
724	Barber shops	—	—	—	—	—
725	Shoe repair shops and shoeshine parlors	—	—	—	—	—
726	Funeral service and crematories	3	1 793	471	91	18
729	Miscellaneous personal services	4	559	217	59	30
73	Business services	45	25 179	6 554	1 411	410
731	Advertising	5	4 012	1 000	167	50
732	Consumer credit reporting agencies, mercantile reporting agencies, and adjustment and collection agencies	3	223	76	10	6
733	Mailing, reproduction, commercial art and photography, and stenographic services	3	(D)	(D)	(D)	AA
734	Services to dwellings and other buildings	14	1 115	358	66	39
735	Miscellaneous equipment rental and leasing	1	(D)	(D)	(D)	AA
736	Personnel supply services	2	(D)	(D)	(D)	BB
737	Computer programming, data processing, and other computer related services	4	(D)	(D)	(D)	BB
7371, 2, 3	Computer programming, prepackaged software, and integrated systems	2	(D)	(D)	(D)	AA
7374, 5, 6	Data processing services	2	(D)	(D)	(D)	BB
7377, 8, 9	Computer rental and leasing, maintenance, and related services, n.e.c.	—	—	—	—	—
738	Miscellaneous business services	13	13 988	2 773	511	190

Table 6. Summary Statistics for Firms Subject to Federal Income Tax for Counties With 350 Establishments or More: 1992 — Con.

[Includes only establishments with payroll. For meaning of abbreviations and symbols, see introductory text. For explanation of terms and comparability of 1987 and 1992 censuses, see appendix A. For information on geographic areas followed by ▲, see appendix F]

SIC code	Geographic area and kind of business or operation	Establishments (number)	Receipts (\$1,000)	Annual payroll (\$1,000)	First-quarter payroll (\$1,000)	Paid employees for pay period including March 12 (number)
CROW WING COUNTY — Con.						
75	Automotive repair, services, and parking	20	5 202	1 200	273	91
751	Automotive rental and leasing, without drivers	1	(D)	(D)	(D)	AA
752	Automobile parking	—	—	—	—	—
753	Automotive repair shops	15	4 456	999	229	58
7532	Top, body, and upholstery repair shops and paint shops	8	1 873	508	120	30
7538	General automotive repair shops	5	(D)	(D)	(D)	AA
7533, 4, 6, 7, 9	Other automotive repair shops	2	(D)	(D)	(D)	AA
754	Automotive services, except repair	4	(D)	(D)	(D)	BB
76	Miscellaneous repair services	11	(D)	(D)	(D)	BB
762	Electrical repair shops	2	(D)	(D)	(D)	AA
7622	Radio and television repair shops	—	—	—	—	—
7623, 9	Other electrical and electronic repair shops	2	(D)	(D)	(D)	AA
763	Watch, clock, and jewelry repair	—	—	—	—	—
764	Reupholstery and furniture repair	1	(D)	(D)	(D)	AA
769	Miscellaneous repair and related services	8	(D)	(D)	(D)	AA
78, 79, 84	Amusement and recreation services, including motion pictures and museums	45	12 408	2 349	446	221
781, 2	Motion picture production, distribution, and services	1	(D)	(D)	(D)	AA
783	Motion picture theaters	2	(D)	(D)	(D)	AA
784	Video tape rental	9	1 708	340	76	54
792	Theatrical producers (except motion picture), bands, orchestras, and entertainers	2	(D)	(D)	(D)	AA
793	Bowling centers	2	(D)	(D)	(D)	AA
79 ex. 792, 3; 84	Commercial sports and other amusement and recreation services, including museums	29	7 468	1 241	196	121
80	Health services	64	33 429	17 247	3 605	459
801	Offices and clinics of doctors of medicine	17	20 626	12 554	2 657	266
802	Offices and clinics of dentists	24	7 376	2 871	574	111
803	Offices and clinics of doctors of osteopathy	—	—	—	—	—
804	Offices and clinics of other health practitioners	17	3 597	1 390	292	61
805	Nursing and personal care facilities	—	—	—	—	—
806	Hospitals	—	—	—	—	—
807, 8, 9	Other health services	6	1 830	432	82	21
81	Legal services	25	5 220	1 755	353	78
823, 4, 9	Selected educational services	1	(D)	(D)	(D)	AA
83	Social services	9	2 782	1 277	330	129
835	Child day care services	4	134	28	6	4
832, 3, 6, 9	Other social services	5	2 648	1 249	324	125
87 ex. 8733	Engineering, accounting, research, management, and related services (except noncommercial research organizations)	38	19 888	7 774	1 883	313
871	Engineering, architectural, and surveying services	17	5 384	2 282	494	87
872	Accounting, auditing, and bookkeeping services	13	(D)	(D)	(D)	BB
873 ex. 8733	Research, development, and testing services (except noncommercial research organizations)	1	(D)	(D)	(D)	AA
874	Management and public relations services	7	(D)	(D)	(D)	CC
89	Services, n.e.c.	1	(D)	(D)	(D)	AA
DAKOTA COUNTY						
	Total	1 812	1 166 427	438 367	102 376	19 904
70 ex. 704	Hotels, rooming houses, camps, and other lodging places (except membership lodging)	25	(D)	(D)	(D)	FF
7011	Hotels and motels	21	19 487	4 807	1 113	648
7011 pt.	Hotels	11	13 677	3 459	812	390
7011 pt.	Motels, motor hotels, and tourist courts	10	5 810	1 348	301	258
702, 3	Other lodging places	4	(D)	(D)	(D)	BB
72	Personal services	221	50 656	18 604	4 240	1 600
721	Laundry, cleaning, and garment services	59	17 649	5 164	1 117	458
7211	Power laundries, family and commercial*	1	(D)	(D)	(D)	AA
7213	Linen supply*	—	—	—	—	—
7215	Coin-operated laundries and drycleaning	7	3 055	510	119	44
7216	Drycleaning plants, except rug cleaning*	31	6 114	2 032	406	239
7217	Carpet and upholstery cleaning	7	693	189	34	12
7218	Industrial launderers*	1	(D)	(D)	(D)	BB
7212, 9	Other laundry, cleaning, and garment services*	12	(D)	(D)	(D)	BB
722	Photographic studios, portrait	17	(D)	(D)	(D)	BB
723, 4	Beauty and barber shops	102	20 258	10 175	2 415	834
723	Beauty shops	98	20 014	10 091	2 408	831
724	Barber shops	4	244	84	7	3
725	Shoe repair shops and shoeshine parlors	5	(D)	(D)	(D)	AA
726	Funeral service and crematories	6	4 001	1 048	192	32
729	Miscellaneous personal services	32	(D)	(D)	(D)	CC

Table 6. Summary Statistics for Firms Subject to Federal Income Tax for Counties With 350 Establishments or More: 1992 — Con.

[Includes only establishments with payroll. For meaning of abbreviations and symbols, see introductory text. For explanation of terms and comparability of 1987 and 1992 censuses, see appendix A. For information on geographic areas followed by ▲, see appendix F]

SIC code	Geographic area and kind of business or operation	Establishments (number)	Receipts (\$1,000)	Annual payroll (\$1,000)	First-quarter payroll (\$1,000)	Paid employees for pay period including March 12 (number)
DAKOTA COUNTY — Con.						
73	Business services	388	475 720	177 458	43 471	5 833
731	Advertising	18	8 507	2 552	601	249
732	Consumer credit reporting agencies, mercantile reporting agencies, and adjustment and collection agencies	4	(D)	(D)	(D)	EE
733	Mailing, reproduction, commercial art and photography, and stenographic services	37	18 074	4 195	904	189
734	Services to dwellings and other buildings	83	9 766	4 119	845	464
735	Miscellaneous equipment rental and leasing	17	9 203	2 421	457	110
736	Personnel supply services	24	8 696	6 415	1 604	653
737	Computer programming, data processing, and other computer related services	126	325 115	125 741	31 691	2 445
7371, 2, 3	Computer programming, prepackaged software, and integrated systems	82	285 694	106 283	27 235	1 935
7374, 5, 6	Data processing services	12	(D)	(D)	(D)	CC
7377, 8, 9	Computer rental and leasing, maintenance, and related services, n.e.c.	32	(D)	(D)	(D)	EE
738	Miscellaneous business services	79	(D)	(D)	(D)	GG
75	Automotive repair, services, and parking	194	90 240	25 013	5 779	1 207
751	Automotive rental and leasing, without drivers	11	(D)	(D)	(D)	BB
752	Automobile parking	—	—	—	—	—
753	Automotive repair shops	147	68 630	20 546	4 679	855
7532	Top, body, and upholstery repair shops and paint shops	35	15 746	4 765	1 117	199
7538	General automotive repair shops	70	31 287	9 431	2 266	427
7533, 4, 6, 7, 9	Other automotive repair shops	42	21 597	6 350	1 296	229
754	Automotive services, except repair	36	(D)	(D)	(D)	EE
76	Miscellaneous repair services	67	29 021	9 849	1 659	297
762	Electrical repair shops	13	3 934	1 178	172	42
7622	Radio and television repair shops	4	946	306	70	14
7623, 9	Other electrical and electronic repair shops	9	2 988	872	102	28
763	Watch, clock, and jewelry repair	—	—	—	—	—
764	Reupholstery and furniture repair	7	1 541	460	92	33
769	Miscellaneous repair and related services	47	23 546	8 211	1 395	222
78, 79, 84	Amusement and recreation services, including motion pictures and museums	133	56 665	17 038	4 319	2 297
781, 2	Motion picture production, distribution, and services	11	(D)	(D)	(D)	BB
783	Motion picture theaters	6	8 639	1 000	243	158
784	Video tape rental	35	5 033	1 144	265	187
792	Theatrical producers (except motion picture), bands, orchestras, and entertainers	6	(D)	(D)	(D)	BB
793	Bowling centers	11	5 311	1 551	421	239
79 ex. 792, 3, 84	Commercial sports and other amusement and recreation services, including museums	64	29 756	11 006	2 903	1 570
80	Health services	323	210 443	94 543	21 306	4 158
801	Offices and clinics of doctors of medicine	63	70 554	35 171	7 994	929
802	Offices and clinics of dentists	125	45 995	19 144	4 162	790
803	Offices and clinics of doctors of osteopathy	—	—	—	—	—
804	Offices and clinics of other health practitioners	88	22 451	7 707	1 712	388
805	Nursing and personal care facilities	17	36 875	19 728	4 810	1 431
806	Hospitals	—	—	—	—	—
807, 8, 9	Other health services	30	34 568	12 793	2 628	620
81	Legal services	70	28 255	14 820	2 474	374
823, 4, 9	Selected educational services	20	3 513	1 532	380	84
83	Social services	107	26 501	10 732	2 607	1 024
835	Child day care services	67	13 379	5 341	1 250	624
832, 3, 6, 9	Other social services	40	13 122	5 391	1 357	400
87 ex. 8733	Engineering, accounting, research, management, and related services (except noncommercial research organizations)	249	157 762	56 609	13 416	2 129
871	Engineering, architectural, and surveying services	63	23 193	8 733	1 702	270
872	Accounting, auditing, and bookkeeping services	84	15 167	6 439	1 666	340
873 ex. 8733	Research, development, and testing services (except noncommercial research organizations)	15	5 822	2 482	522	89
874	Management and public relations services	87	113 580	38 955	9 526	1 430
89	Services, n.e.c.	15	(D)	(D)	(D)	CC

Table 6. Summary Statistics for Firms Subject to Federal Income Tax for Counties With 350 Establishments or More: 1992 — Con.

[Includes only establishments with payroll. For meaning of abbreviations and symbols, see introductory text. For explanation of terms and comparability of 1987 and 1992 censuses, see appendix A. For information on geographic areas followed by ▲, see appendix F]

SIC code	Geographic area and kind of business or operation	Establishments (number)	Receipts (\$1,000)	Annual payroll (\$1,000)	First-quarter payroll (\$1,000)	Paid employees for pay period including March 12 (number)
HENNEPIN COUNTY						
	Total	11 039	9 615 686	3 993 473	898 806	157 233
70 ex. 704	Hotels, rooming houses, camps, and other lodging places (except membership lodging)	105	329 163	98 198	23 596	7 871
7011	Hotels and motels	95	327 408	97 749	23 503	7 828
7011 pt.	Hotels	51	290 299	88 302	21 401	6 857
7011 pt.	Hotels, 25 guestrooms or more	47	289 898	88 246	21 391	6 844
7011 pt.	Hotels, less than 25 guestrooms	4	401	56	10	13
7011 pt.	Motels, motor hotels, and tourist courts	44	37 109	9 447	2 102	971
7011 pt.	Motels, tourist courts	32	21 577	5 095	1 019	480
7011 pt.	Motor hotels	12	15 532	4 352	1 083	491
702, 3	Other lodging places	10	1 755	449	93	43
702	Rooming and boarding houses	5	(D)	(D)	(D)	BB
703	Camps and recreational vehicle parks	5	(D)	(D)	(D)	AA
7032	Sporting and recreational camps	2	(D)	(D)	(D)	AA
7033	Recreational vehicle parks and campsites	3	(D)	(D)	(D)	AA
72	Personal services	999	450 718	171 981	42 410	12 248
721	Laundry, cleaning, and garment services	259	125 972	47 989	11 177	3 241
7211	Power laundries, family and commercial*	7	3 228	1 541	396	117
7213	Linen supply*	11	(D)	(D)	(D)	FF
7215	Coin-operated laundries and drycleaning	25	3 855	1 202	301	146
7215 pt.	Coin-operated laundries and drycleaning stores	23	(D)	(D)	(D)	CC
7215 pt.	Coin-operated laundry routes	2	(D)	(D)	(D)	AA
7216	Drycleaning plants, except rug cleaning*	105	34 857	13 250	3 208	1 276
7217	Carpet and upholstery cleaning	44	13 039	4 107	883	401
7218	Industrial laundrers*	6	33 742	12 835	2 945	539
7212, 9	Other laundry, cleaning, and garment services*	61	(D)	(D)	(D)	CC
7212	Garment pressing, and agents for laundries and drycleaners	14	2 441	448	88	47
7219	Laundry and garment services, n.e.c.*	47	(D)	(D)	(D)	CC
722	Photographic studios, portrait	80	(D)	(D)	(D)	HH
723, 4	Beauty and barber shops	472	89 606	41 025	9 934	3 433
723	Beauty shops	448	80 734	38 020	9 143	3 305
724	Barber shops	24	8 872	3 005	791	128
725	Shoe repair shops and shoeshine parlors	18	(D)	(D)	(D)	BB
726	Funeral service and crematories	47	27 395	8 325	2 004	344
729	Miscellaneous personal services	123	(D)	(D)	(D)	GG
7291	Tax return preparation services	21	5 382	2 358	915	505
7299	Miscellaneous personal services, n.e.c.	102	(D)	(D)	(D)	GG
7299 pt.	Massage parlors, tanning salons, and saunas	37	3 367	811	203	169
7299 pt.	Other personal services	65	(D)	(D)	(D)	GG
7299 pt.	Diet and weight reducing services	16	(D)	(D)	(D)	FF
7299 pt.	Formal wear rental	11	2 687	547	128	48
7299 pt.	Other personal services, n.e.c.	38	(D)	(D)	(D)	FF
73	Business services	2 851	3 205 116	1 293 711	303 550	59 018
731	Advertising	294	393 835	153 188	36 708	3 583
7311	Advertising agencies	223	330 352	138 409	33 158	3 116
7312	Outdoor advertising services	9	23 587	4 454	1 030	140
7313	Radio, television, publishers' advertising representatives	34	24 094	6 317	1 531	189
7313 pt.	Radio, television advertising representatives	11	8 186	2 189	529	55
7313 pt.	Publishers' advertising representatives	23	15 908	4 128	1 002	134
7319	Advertising, n.e.c.	28	15 802	4 008	989	138
732	Consumer credit reporting agencies, mercantile reporting agencies, and adjustment and collection agencies	60	103 383	36 667	8 669	1 736
7322	Adjustment and collection services	47	45 125	23 426	5 635	952
7323	Credit reporting services	13	58 258	13 241	3 034	784
733	Mailing, reproduction, commercial art and photography, and stenographic services	451	234 592	77 808	17 324	2 774
7331	Direct mail advertising services	40	49 481	17 729	3 726	552
7331 pt.	Mailing list compilers, brokers, and managers	14	14 774	4 677	655	126
7331 pt.	Direct mail advertising services, except mailing list services	26	34 707	13 052	3 071	426
7334	Photocopying and duplicating services	41	50 038	14 299	3 558	748
7334 pt.	Blueprinting and photocopying services	39	(D)	(D)	(D)	FF
7334 pt.	Duplicating services, except printing and photocopying	2	(D)	(D)	(D)	AA
7335, 6	Commercial photography, art, and graphics	298	120 480	40 935	8 981	1 199
7335	Commercial photography	72	31 732	10 012	2 114	300
7336	Commercial art and graphic design	226	88 748	30 923	6 867	899
7336 pt.	Commercial art	50	12 767	4 893	1 065	152
7336 pt.	Graphic arts and related design	176	75 981	26 030	5 802	747
7338	Secretarial and court reporting services	72	14 593	4 845	1 059	275
734	Services to dwellings and other buildings	309	126 456	68 847	17 267	7 558
7342	Disinfecting and pest control services	11	19 494	9 453	1 818	283
7349	Building cleaning and maintenance services, n.e.c.	298	106 962	59 394	15 449	7 275
735	Miscellaneous equipment rental and leasing	104	150 697	42 392	10 240	1 397
7352	Medical equipment rental and leasing	13	23 271	4 643	1 185	193
7353	Heavy construction equipment rental and leasing	7	7 913	1 974	430	49
7353 pt.	Rental and leasing of heavy construction equipment without operators	4	(D)	(D)	(D)	BB
7353 pt.	Rental and leasing of heavy construction equipment with operators	3	(D)	(D)	(D)	BB
7359	Equipment rental and leasing, n.e.c.	84	119 513	35 775	8 625	1 155
7359 pt.	Equipment rental	70	62 055	17 706	4 710	622
7359 pt.	Rent-to-own	5	(D)	(D)	(D)	BB
7359 pt.	Equipment rental, except rent-to-own	65	(D)	(D)	(D)	FF
7359 pt.	Equipment leasing, except finance leasing	14	57 458	18 069	3 915	533

Table 6. Summary Statistics for Firms Subject to Federal Income Tax for Counties With 350 Establishments or More: 1992 — Con.

[Includes only establishments with payroll. For meaning of abbreviations and symbols, see introductory text. For explanation of terms and comparability of 1987 and 1992 censuses, see appendix A. For information on geographic areas followed by ▲, see appendix F]

SIC code	Geographic area and kind of business or operation	Establishments (number)	Receipts (\$1,000)	Annual payroll (\$1,000)	First-quarter payroll (\$1,000)	Paid employees for pay period including March 12 (number)
HENNEPIN COUNTY—Con.						
73	Business services—Con.					
736	Personnel supply services	310	384 774	263 612	55 961	20 093
7361	Employment agencies	128	40 870	21 015	4 227	641
7363	Help supply services	182	343 904	242 597	51 734	19 452
7363 pt.	Temporary help supply	160	314 851	221 828	47 079	18 328
7363 pt.	Help supply, except temporary	22	29 053	20 769	4 655	1 124
7363 pt.	Employee leasing	9	(D)	(D)	(D)	CC
7363 pt.	Other help supply services	13	(D)	(D)	(D)	FF
737	Computer programming, data processing, and other computer related services	748	1 298 314	480 431	116 982	12 773
7371, 2, 3	Computer programming, prepackaged software, and integrated systems	479	712 290	275 987	66 468	6 633
7371	Computer programming services	321	280 419	149 917	36 620	3 340
7372	Prepackaged software	89	204 747	56 277	13 599	1 334
7373	Computer integrated systems	69	227 124	69 793	16 249	1 959
7374, 5, 6	Data processing services	103	(D)	(D)	(D)	HH
7374, 5	Computer processing, information retrieval	97	322 198	100 648	25 424	3 359
7374	Computer processing and data preparation and processing services	84	292 724	90 231	22 679	3 018
7375	Information retrieval services	13	29 474	10 417	2 745	341
7376	Computer facilities management services	6	(D)	(D)	(D)	BB
7377, 8, 9	Computer rental and leasing, maintenance, and related services, n.e.c.	166	(D)	(D)	(D)	HH
7377	Computer rental and leasing	11	(D)	(D)	(D)	BB
7378	Computer maintenance and repair	43	173 182	69 786	17 639	1 880
7379	Computer related services, n.e.c.	112	(D)	(D)	(D)	FF
7379 pt.	Computer consultants	92	42 964	22 642	4 904	431
7379 pt.	Miscellaneous computer services, n.e.c.	20	(D)	(D)	(D)	EE
738	Miscellaneous business services	575	513 065	170 766	40 399	9 104
7381, 2	Detective agencies and protective services	74	88 716	50 726	12 150	2 983
7381	Detective, guard, and armored car services	60	58 545	39 160	9 219	2 560
7381 pt.	Detective agencies and guard services	58	(D)	(D)	(D)	HH
7381 pt.	Armored car services	2	(D)	(D)	(D)	BB
7382	Security systems services	14	30 171	11 566	2 931	423
7383	News syndicates	8	6 537	1 552	358	39
7384	Photofinishing laboratories*	55	57 516	20 034	4 856	1 254
7384 pt.	Photofinishing laboratories, except "one-hour" (mini) labs*	28	32 128	13 062	3 026	584
7384 pt.	One-hour (mini) photofinishing*	27	25 388	6 972	1 830	670
7389	Business services, n.e.c.	438	360 296	98 454	23 035	4 828
7389 pt.	Sign painting shops	19	3 519	1 396	390	93
7389 pt.	Interior designing	63	17 293	4 077	918	170
7389 pt.	Telephone answering services	16	5 316	2 268	515	197
7389 pt.	Other business services	340	334 168	90 713	21 212	4 368
7389 pt.	Water softening and conditioning services	11	19 666	5 272	1 242	199
7389 pt.	Packaging and labeling services	21	14 767	4 699	1 072	406
7389 pt.	Trading stamp services	—	—	—	—	—
7389 pt.	Miscellaneous business services	308	299 735	80 742	18 898	3 763
7389 pt.	Convention and trade show services	19	26 230	7 111	1 843	373
7389 pt.	Private mail centers	18	5 646	806	176	72
7389 pt.	Miscellaneous business services, n.e.c.	271	267 859	72 825	16 879	3 318
75	Automotive repair, services, and parking	743	468 994	101 302	24 013	5 549
751	Automotive rental and leasing, without drivers	57	160 668	17 484	4 231	839
7513	Truck rental and leasing, without drivers	17	21 503	4 046	768	111
7513 pt.	Truck rental, without drivers	10	9 511	1 982	256	40
7513 pt.	Truck leasing, except finance leasing	7	11 992	2 064	512	71
7514, 5	Passenger car rental and leasing	40	139 165	13 438	3 463	728
7514	Passenger car rental	28	86 370	10 178	2 553	646
7515	Passenger car leasing	12	52 795	3 260	910	82
7519	Utility trailer and recreational vehicle rental	—	—	—	—	—
752	Automobile parking	112	68 569	11 223	2 855	857
7521 pt.	Parking lots	80	36 926	4 801	1 190	387
7521 pt.	Parking structures	32	31 643	6 422	1 665	470
753	Automotive repair shops	447	194 767	58 692	13 583	2 332
7532	Top, body, and upholstery repair shops and paint shops	125	69 300	22 079	5 134	769
7532 pt.	Top and body repair shops	114	66 829	21 303	5 023	738
7532 pt.	Paint shops	11	2 471	776	111	31
7538	General automotive repair shops	210	68 742	20 141	4 717	926
7538 pt.	General automotive repair shops, except diesel	194	59 356	16 827	3 886	771
7538 pt.	Diesel repair shops	16	9 386	3 314	831	155
7533, 4, 6, 7, 9	Other automotive repair shops	112	56 725	16 472	3 732	637
7533	Automotive exhaust system repair shops	25	18 987	5 454	1 113	184
7534	Tire retreading and repair shops	3	(D)	(D)	(D)	BB
7536	Automotive glass replacement shops	27	13 589	3 737	860	148
7537	Automotive transmission repair shops	18	6 334	1 998	471	85
7539	Automotive repair shops, n.e.c.	39	(D)	(D)	(D)	CC
7539 pt.	Radiator repair	10	2 381	689	164	35
7539 pt.	Brake, front end, and wheel alignment	13	5 929	1 989	467	70
7539 pt.	Automotive electrical and fuel system services	11	2 645	996	267	41
7539 pt.	Carburetor repair shops	4	(D)	(D)	(D)	AA
7539 pt.	Automotive electrical repair shops	7	(D)	(D)	(D)	BB
7539 pt.	Other automotive repair shops, n.e.c.	5	(D)	(D)	(D)	BB
754	Automotive services, except repair	127	44 990	13 903	3 344	1 521
7542	Carwashes	59	19 701	7 102	1 718	911
7549	Automotive services, except repair and carwashes	68	25 289	6 801	1 626	610
7549 pt.	Lubrication shops	30	13 110	2 773	685	293
7549 pt.	Other automotive services	38	12 179	4 028	941	317
7549 pt.	Towing services	23	7 433	2 612	665	209
7549 pt.	Other automotive services, n.e.c.	15	4 746	1 416	276	108

Table 6. Summary Statistics for Firms Subject to Federal Income Tax for Counties With 350 Establishments or More: 1992 — Con.

[Includes only establishments with payroll. For meaning of abbreviations and symbols, see introductory text. For explanation of terms and comparability of 1987 and 1992 censuses, see appendix A. For information on geographic areas followed by ▲, see appendix F]

SIC code	Geographic area and kind of business or operation	Establishments (number)	Receipts (\$1,000)	Annual payroll (\$1,000)	First-quarter payroll (\$1,000)	Paid employees for pay period including March 12 (number)
HENNEPIN COUNTY—Con.						
76	Miscellaneous repair services -----	339	159 889	55 645	13 247	2 319
762	Electrical repair shops -----	101	63 410	23 696	5 852	987
7622	Radio and television repair shops -----	27	10 215	4 229	1 050	176
7623, 9	Other electrical and electronic repair shops -----	74	53 195	19 467	4 802	811
7623	Refrigeration and air-conditioning service and repair shops -----	16	14 355	4 319	1 183	191
7629	Electrical and electronic repair shops, n.e.c. -----	58	38 840	15 148	3 619	620
763	Watch, clock, and jewelry repair -----	15	(D)	(D)	(D)	BB
764	Reupholstery and furniture repair -----	39	6 925	2 500	542	152
769	Miscellaneous repair and related services -----	184	(D)	(D)	(D)	GG
7692	Welding repair -----	11	2 714	1 127	251	50
7694	Armature rewinding shops -----	4	5 824	1 393	336	44
7699	Repair shops and related services, n.e.c. -----	169	(D)	(D)	(D)	GG
7699 pt.	Farm machinery and equipment repair -----	2	(D)	(D)	(D)	AA
7699 pt.	Lawnmower and other small gasoline engine repair -----	9	1 423	399	90	22
7699 pt.	Sewer and septic tank cleaning services -----	15	8 559	3 332	808	146
7699 pt.	Other repair and related services, n.e.c. -----	143	(D)	(D)	(D)	FF
78, 79, 84	Amusement and recreation services, including motion pictures and museums -----	659	547 447	226 878	44 309	9 677
781, 2	Motion picture production, distribution, and services -----	136	151 133	32 242	7 709	1 038
7812 pt.	Motion picture production, except for television -----	61	33 410	10 111	2 441	311
7812 pt.	Motion picture and tape production for television -----	34	34 586	9 747	2 269	257
7819	Services allied to motion picture production -----	26	(D)	(D)	(D)	EE
7822 pt.	Motion picture film and tape distributors -----	14	(D)	(D)	(D)	CC
7822 pt.	Motion picture film exchanges -----	9	(D)	(D)	(D)	BB
7822 pt.	Video tape wholesalers -----	5	(D)	(D)	(D)	BB
7822 pt.	Film and tape distribution for television -----	1	(D)	(D)	(D)	AA
7829	Services allied to motion picture distribution -----	—	—	—	—	—
783	Motion picture theaters -----	26	28 700	3 836	927	536
7832	Motion picture theaters, except drive-in -----	26	28 700	3 836	927	536
7833	Drive-in motion picture theaters -----	—	—	—	—	—
784	Video tape rental -----	115	25 675	5 788	1 294	885
792	Theatrical producers (except motion picture), bands, orchestras, and entertainers -----	97	94 824	26 155	4 404	967
7922	Theatrical producers (except motion picture) and miscellaneous theatrical services -----	52	67 247	16 904	2 856	676
7922 pt.	Producers of live theatrical productions -----	18	48 606	11 069	1 852	447
7922 pt.	Producers of radio and television shows, except tape producers -----	6	1 325	353	107	28
7922 pt.	Artists' and entertainers' managers or agents, concert bureaus, booking agents -----	18	11 116	3 437	438	90
7922 pt.	Other theatrical services -----	10	6 200	2 045	459	111
7929	Bands, orchestras, actors, and other entertainers and entertainment groups -----	45	27 577	9 251	1 548	291
7929 pt.	Dance groups and artists -----	—	—	—	—	—
7929 pt.	Symphony orchestras, opera companies, and chamber music organizations -----	—	—	—	—	—
7929 pt.	Other music and entertainment presentations -----	45	27 577	9 251	1 548	291
7929 pt.	Other music groups and artists -----	22	6 894	3 533	709	167
7929 pt.	Other entertainers and entertainment groups -----	23	20 683	5 718	839	124
793	Bowling centers -----	32	17 053	5 246	1 486	703
79 ex. 792, 3, 84	Commercial sports and other amusement and recreation services, including museums -----	253	230 062	153 611	28 489	5 548
794	Commercial sports -----	16	(D)	(D)	(D)	GG
7941	Professional sports clubs, managers, promoters -----	13	(D)	(D)	(D)	GG
7941 pt.	Baseball clubs -----	1	(D)	(D)	(D)	CC
7941 pt.	Football clubs -----	1	(D)	(D)	(D)	BB
7941 pt.	Other professional sports clubs -----	2	(D)	(D)	(D)	EE
7941 pt.	Managers and promoters -----	9	(D)	(D)	(D)	FF
7948	Racing, including track operation -----	3	(D)	(D)	(D)	AA
7948 pt.	Auto racetrack operation -----	3	(D)	(D)	(D)	AA
7948 pt.	Horse racetrack operation -----	—	—	—	—	—
7948 pt.	Dog racetrack operation -----	—	—	—	—	—
7948 pt.	Racing stables and racing, n.e.c. -----	—	—	—	—	—
79 ex. 792, 3, 4, 84	Other amusement and recreation services, including museums -----	237	(D)	(D)	(D)	HH
791	Dance studios, schools, and halls -----	34	6 068	1 631	371	230
7991	Physical fitness facilities -----	38	34 586	12 321	3 022	1 141
7991 pt.	Physical fitness centers, except gymnasiums and athletic clubs -----	31	(D)	(D)	(D)	FF
7991 pt.	Gymnasiums and athletic clubs -----	7	(D)	(D)	(D)	EE
7992	Public golf courses -----	16	6 644	1 618	205	96
7993	Coin-operated amusement devices -----	14	6 616	1 174	321	119
7996	Amusement parks -----	1	(D)	(D)	(D)	AA
7997	Membership sports and recreation clubs -----	32	70 229	21 552	5 114	2 007
7999, 84	Amusement and recreation services, including museums, n.e.c. -----	102	29 260	6 854	1 758	668
7999 pt.	Concession operators of amusement devices and rides -----	4	826	209	38	19
7999 pt.	Carnivals, circuses, and fairs -----	—	—	—	—	—
7999 pt.	Carnivals and circuses -----	—	—	—	—	—
7999 pt.	Fairs -----	—	—	—	—	—
7999 pt., 84	Other recreation and amusements, including museums -----	98	28 434	6 645	1 720	649
84	Museums, art galleries, and botanical and zoological gardens -----	2	(D)	(D)	(D)	BB
841	Museums and art galleries -----	2	(D)	(D)	(D)	BB
842	Arboreta and botanical or zoological gardens -----	—	—	—	—	—
7999 pt.	Roller skating rinks -----	5	1 763	490	138	119
7999 pt.	Ice skating rinks -----	—	—	—	—	—
7999 pt.	Other amusement and recreation services, n.e.c. -----	91	(D)	(D)	(D)	FF

Table 6. Summary Statistics for Firms Subject to Federal Income Tax for Counties With 350 Establishments or More: 1992 — Con.

[Includes only establishments with payroll. For meaning of abbreviations and symbols, see introductory text. For explanation of terms and comparability of 1987 and 1992 censuses, see appendix A. For information on geographic areas followed by ▲, see appendix F]

SIC code	Geographic area and kind of business or operation	Establishments (number)	Receipts (\$1,000)	Annual payroll (\$1,000)	First-quarter payroll (\$1,000)	Paid employees for pay period including March 12 (number)
HENNEPIN COUNTY—Con.						
80	Health services -----	1 820	1 547 483	820 267	178 062	25 103
801	Offices and clinics of doctors of medicine -----	570	826 067	489 228	100 398	7 498
8011 pt.	Offices of doctors of medicine -----	558	800 686	476 087	97 584	7 110
8011 pt.	General medical clinics -----	12	25 381	13 141	2 814	388
802	Offices and clinics of dentists -----	552	224 614	96 719	21 455	3 598
8021 pt.	Offices of dentists -----	548	(D)	(D)	(D)	HH
8021 pt.	Dental clinics -----	4	(D)	(D)	(D)	EE
803	Offices and clinics of doctors of osteopathy -----	4	(D)	(D)	(D)	AA
8031 pt.	Offices of osteopathic physicians -----	4	(D)	(D)	(D)	AA
8031 pt.	Osteopathic clinics -----	-	-	-	-	-
804	Offices and clinics of other health practitioners -----	417	98 879	34 428	7 721	1 753
8041	Offices and clinics of chiropractors -----	207	44 400	12 460	2 665	680
8042	Offices and clinics of optometrists -----	53	11 337	3 196	686	172
8043	Offices and clinics of podiatrists -----	16	3 300	950	225	45
8049	Offices and clinics of health practitioners, n.e.c. -----	141	39 842	17 822	4 145	856
805	Nursing and personal care facilities -----	95	220 839	118 943	29 763	7 600
8051	Skilled nursing care facilities -----	50	194 859	104 194	26 231	6 449
8052	Intermediate care facilities -----	41	24 524	14 064	3 374	1 093
8059	Nursing and personal care facilities, n.e.c. -----	4	1 456	685	158	58
806	Hospitals -----	-	-	-	-	-
8062	General medical and surgical hospitals -----	-	-	-	-	-
8063, 9	Specialty hospitals -----	-	-	-	-	-
8063	Psychiatric hospitals -----	-	-	-	-	-
8069	Specialty hospitals, except psychiatric -----	-	-	-	-	-
807, 8, 9	Other health services -----	182	(D)	(D)	(D)	HH
807	Medical and dental laboratories -----	79	43 082	16 194	3 361	537
8071	Medical laboratories -----	27	24 957	7 554	1 424	184
8072	Dental laboratories -----	52	18 125	8 640	1 937	353
808	Home health care services -----	39	61 922	35 826	8 443	2 706
809	Miscellaneous health and allied services, n.e.c. -----	64	(D)	(D)	(D)	GG
8092	Kidney dialysis centers -----	-	-	-	-	-
8093	Specialty outpatient facilities, n.e.c. -----	42	49 989	22 890	5 506	1 208
8099	Health and allied services, n.e.c. -----	22	(D)	(D)	(D)	CC
81	Legal services -----	844	988 060	440 761	90 104	9 234
823, 4, 9	Selected educational services -----	145	94 951	32 507	7 558	1 485
823	Libraries -----	1	(D)	(D)	(D)	AA
824	Vocational schools -----	36	53 106	18 205	4 258	741
8243	Data processing schools -----	12	25 595	8 275	1 858	227
8244	Business and secretarial schools -----	6	(D)	(D)	(D)	BB
8249	Vocational schools, n.e.c. -----	18	(D)	(D)	(D)	EE
829	Schools and educational services, n.e.c. -----	108	(D)	(D)	(D)	FF
83	Social services -----	445	148 442	63 689	15 241	4 673
835	Child day care services -----	236	45 042	18 973	4 454	2 160
832, 3, 6, 9	Other social services -----	209	103 400	44 716	10 787	2 513
832	Individual and family social services -----	62	48 909	18 849	4 557	887
833	Job training and vocational rehabilitation services -----	46	23 086	12 459	2 803	395
836	Residential care -----	83	27 076	12 133	3 145	1 152
839	Social services, n.e.c. -----	18	4 329	1 275	282	79
87 ex. 8733	Engineering, accounting, research, management, and related services (except noncommercial research organizations) -----	1 970	1 635 006	672 252	153 181	19 624
871	Engineering, architectural, and surveying services -----	496	504 202	234 677	52 077	5 961
8711	Engineering services -----	312	321 593	151 882	34 404	3 763
8712	Architectural services -----	162	174 528	78 542	16 739	2 047
8713	Surveying services -----	22	8 081	4 253	934	151
872	Accounting, auditing, and bookkeeping services -----	503	395 561	157 088	37 933	5 661
873 ex. 8733	Research, development, and testing services (except noncommercial research organizations) -----	138	145 683	55 427	13 271	2 132
8731	Commercial physical and biological research -----	36	39 046	15 755	4 212	366
8731 pt.	Commercial physical research -----	18	15 474	6 239	1 959	130
8731 pt.	Commercial medical and biological research -----	18	23 572	9 516	2 253	236
8732	Commercial economic, sociological, and educational research -----	76	78 326	27 382	5 884	1 382
8734	Testing laboratories -----	26	28 311	12 290	3 175	384
874	Management and public relations services -----	833	589 560	225 060	49 900	5 870
8741	Management services -----	169	235 499	82 680	18 132	2 315
8742	Management consulting services -----	469	277 960	109 370	24 732	2 552
8743	Public relations services -----	66	(D)	(D)	(D)	EE
8744	Facilities support management services -----	2	(D)	(D)	(D)	AA
8748	Business consulting services, n.e.c. -----	127	40 187	18 918	4 042	560
89	Services, n.e.c. -----	119	40 417	16 282	3 535	432
8999 pt.	Scientific and related consulting services, except environmental -----	29	11 334	5 529	1 113	108
8999 pt.	Other services -----	90	29 083	10 753	2 422	324
8999 pt.	Environmental consulting -----	17	11 303	4 844	1 130	148
8999 pt.	Authors, composers, and other arts-related services -----	38	11 902	4 351	972	107
8999 pt.	Other services, n.e.c. -----	35	5 878	1 558	320	69
OLMSTED COUNTY						
(Coextensive with Rochester, MN MSA; see table 7a.)						

Table 6. Summary Statistics for Firms Subject to Federal Income Tax for Counties With 350 Establishments or More: 1992 — Con.

[Includes only establishments with payroll. For meaning of abbreviations and symbols, see introductory text. For explanation of terms and comparability of 1987 and 1992 censuses, see appendix A. For information on geographic areas followed by ▲, see appendix F]

SIC code	Geographic area and kind of business or operation	Establishments (number)	Receipts (\$1,000)	Annual payroll (\$1,000)	First-quarter payroll (\$1,000)	Paid employees for pay period including March 12 (number)
RAMSEY COUNTY						
	Total	3 849	2 650 939	1 111 966	243 631	53 188
70 ex. 704	Hotels, rooming houses, camps, and other lodging places (except membership lodging)	40	56 856	16 241	3 933	2 015
7011	Hotels and motels	32	55 012	15 663	3 820	1 942
7011 pt.	Hotels	15	43 730	13 060	3 247	1 476
7011 pt.	Hotels, 25 guestrooms or more	15	43 730	13 060	3 247	1 476
7011 pt.	Hotels, less than 25 guestrooms	—	—	—	—	—
7011 pt.	Motels, motor hotels, and tourist courts	17	11 282	2 603	573	466
7011 pt.	Motels, tourist courts	13	7 829	1 656	366	294
7011 pt.	Motor hotels	4	3 453	947	207	172
702, 3	Other lodging places	8	1 844	578	113	73
702	Rooming and boarding houses	4	(D)	(D)	(D)	BB
703	Camps and recreational vehicle parks	4	(D)	(D)	(D)	AA
72	Personal services	425	97 829	35 952	8 566	3 273
721	Laundry, cleaning, and garment services	92	25 564	8 866	2 051	759
7211	Power laundries, family and commercial*	4	199	135	24	16
7213	Linen supply*	2	(D)	(D)	(D)	CC
7215	Coin-operated laundries and drycleaning	13	6 128	806	183	64
7216	Drycleaning plants, except rug cleaning*	36	9 562	3 825	869	333
7217	Carpet and upholstery cleaning	14	2 080	835	214	139
7218	Industrial laundries*	1	(D)	(D)	(D)	AA
7212, 9	Other laundry, cleaning, and garment services*	22	(D)	(D)	(D)	BB
7212	Garment pressing, and agents for laundries and drycleaners	5	(D)	(D)	(D)	BB
7219	Laundry and garment services, n.e.c.*	17	(D)	(D)	(D)	BB
722	Photographic studios, portrait	20	4 080	1 080	223	116
723, 4	Beauty and barber shops	210	38 143	17 754	4 131	1 621
723	Beauty shops	205	37 644	17 633	4 104	1 613
724	Barber shops	5	499	121	27	8
725	Shoe repair shops and shoeshine parlors	11	1 592	383	89	25
726	Funeral service and crematories	27	15 169	3 927	944	151
729	Miscellaneous personal services	65	13 281	3 942	1 128	601
7291	Tax return preparation services	17	3 169	1 385	536	337
7299	Miscellaneous personal services, n.e.c.	48	10 112	2 557	592	264
73	Business services	781	815 809	318 145	71 789	20 779
731	Advertising	43	16 172	5 947	1 216	179
7311	Advertising agencies	27	11 032	4 860	910	125
7312	Outdoor advertising services	4	(D)	(D)	(D)	AA
7313	Radio, television, publishers' advertising representatives	3	(D)	(D)	(D)	AA
7319	Advertising, n.e.c.	9	(D)	(D)	(D)	BB
732	Consumer credit reporting agencies, mercantile reporting agencies, and adjustment and collection agencies	19	33 294	16 308	4 309	783
7322	Adjustment and collection services	15	(D)	(D)	(D)	FF
7323	Credit reporting services	4	(D)	(D)	(D)	BB
733	Mailing, reproduction, commercial art and photography, and stenographic services	122	48 786	13 885	3 047	672
7331	Direct mail advertising services	21	18 609	4 376	1 074	223
7334	Photocopying and duplicating services	14	6 069	1 138	256	90
7335, 6	Commercial photography, art, and graphics	60	19 516	7 010	1 442	288
7335	Commercial photography	9	2 413	497	99	18
7336	Commercial art and graphic design	51	17 103	6 513	1 343	270
7338	Secretarial and court reporting services	27	4 592	1 361	275	71
734	Services to dwellings and other buildings	123	53 639	33 012	7 942	3 727
7342	Disinfecting and pest control services	7	3 210	1 030	206	64
7349	Building cleaning and maintenance services, n.e.c.	116	50 429	31 982	7 736	3 683
735	Miscellaneous equipment rental and leasing	46	66 360	17 093	4 358	1 025
7352	Medical equipment rental and leasing	4	(D)	(D)	(D)	CC
7353	Heavy construction equipment rental and leasing	1	(D)	(D)	(D)	AA
7359	Equipment rental and leasing, n.e.c.	41	52 466	13 567	3 230	831
736	Personnel supply services	81	129 207	90 054	17 473	7 078
7361	Employment agencies	21	3 060	1 376	279	58
7363	Help supply services	60	126 147	88 678	17 194	7 020
7363 pt.	Temporary help supply	52	(D)	(D)	(D)	II
7363 pt.	Help supply, except temporary	8	(D)	(D)	(D)	FF
737	Computer programming, data processing, and other computer related services	182	357 879	96 947	22 897	2 980
7371, 2, 3	Computer programming, prepackaged software, and integrated systems	120	61 619	27 264	5 869	640
7371	Computer programming services	90	(D)	(D)	(D)	EE
7372	Prepackaged software	16	(D)	(D)	(D)	BB
7373	Computer integrated systems	14	11 132	2 793	694	105
7374, 5, 6	Data processing services	22	(D)	(D)	(D)	GG
7374, 5	Computer processing, information retrieval	22	(D)	(D)	(D)	GG
7376	Computer facilities management services	—	—	—	—	—
7377, 8, 9	Computer rental and leasing, maintenance, and related services, n.e.c.	40	(D)	(D)	(D)	EE
7377	Computer rental and leasing	4	(D)	(D)	(D)	BB
7378	Computer maintenance and repair	9	49 046	11 415	2 907	312
7379	Computer related services, n.e.c.	27	(D)	(D)	(D)	CC

Table 6. Summary Statistics for Firms Subject to Federal Income Tax for Counties With 350 Establishments or More: 1992 — Con.

[Includes only establishments with payroll. For meaning of abbreviations and symbols, see introductory text. For explanation of terms and comparability of 1987 and 1992 censuses, see appendix A. For information on geographic areas followed by ▲, see appendix F]

SIC code	Geographic area and kind of business or operation	Establishments (number)	Receipts (\$1,000)	Annual payroll (\$1,000)	First-quarter payroll (\$1,000)	Paid employees for pay period including March 12 (number)
RAMSEY COUNTY—Con.						
73	Business services—Con.					
738	Miscellaneous business services	165	110 472	44 899	10 547	4 335
7381, 2	Detective agencies and protective services	20	22 562	14 786	3 505	1 670
7381	Detective, guard, and armored car services	16	20 656	13 933	3 339	1 629
7382	Security systems services	4	1 896	853	166	41
7383	News syndicates	2	(D)	(D)	(D)	AA
7384	Photofinishing laboratories*	15	(D)	(D)	(D)	CC
7389	Business services, n.e.c.	128	(D)	(D)	(D)	HH
7389 pt.	Sign painting shops	2	(D)	(D)	(D)	BB
7389 pt.	Interior designing	8	3 014	949	169	41
7389 pt.	Telephone answering services	5	1 731	966	205	50
7389 pt.	Other business services	113	77 648	26 576	6 048	2 426
75	Automotive repair, services, and parking	344	189 071	55 678	13 314	2 923
751	Automotive rental and leasing, without drivers	26	62 883	18 524	4 364	780
7513	Truck rental and leasing, without drivers	17	52 335	16 527	3 841	679
7514, 5	Passenger car rental and leasing	8	(D)	(D)	(D)	BB
7514	Passenger car rental	6	(D)	(D)	(D)	BB
7515	Passenger car leasing	2	(D)	(D)	(D)	AA
7519	Utility trailer and recreational vehicle rental	1	(D)	(D)	(D)	AA
752	Automobile parking	29	9 627	2 205	491	154
753	Automotive repair shops	233	95 844	29 263	6 885	1 234
7532	Top, body, and upholstery repair shops and paint shops	69	33 543	10 685	2 639	428
7532 pt.	Top and body repair shops	65	32 594	10 391	2 585	415
7532 pt.	Paint shops	4	949	294	54	13
7538	General automotive repair shops	107	34 516	10 595	2 461	495
7538 pt.	General automotive repair shops, except diesel	91	26 462	7 734	1 787	367
7538 pt.	Diesel repair shops	16	8 054	2 861	674	128
7533, 4, 6, 7, 9	Other automotive repair shops	57	27 785	7 983	1 785	311
7533	Automotive exhaust system repair shops	11	6 481	1 900	428	77
7534	Tire retreading and repair shops	—	—	—	—	—
7536	Automotive glass replacement shops	17	10 891	2 830	610	102
7537	Automotive transmission repair shops	13	3 490	954	198	42
7539	Automotive repair shops, n.e.c.	16	6 923	2 299	549	90
7539 pt.	Radiator repair	1	(D)	(D)	(D)	AA
7539 pt.	Brake, front end, and wheel alignment	5	3 171	1 196	285	38
7539 pt.	Automotive electrical and fuel system services	7	2 328	648	152	26
7539 pt.	Other automotive repair shops, n.e.c.	3	(D)	(D)	(D)	BB
754	Automotive services, except repair	56	20 717	5 686	1 574	755
7542	Carwashes	27	10 604	3 671	1 111	536
7549	Automotive services, except repair and carwashes	29	10 113	2 015	463	219
76	Miscellaneous repair services	139	50 799	16 065	3 841	763
762	Electrical repair shops	41	23 500	7 265	1 783	310
7622	Radio and television repair shops	8	(D)	(D)	(D)	BB
7623, 9	Other electrical and electronic repair shops	33	(D)	(D)	(D)	CC
7623	Refrigeration and air-conditioning service and repair shops	8	6 129	1 635	380	43
7629	Electrical and electronic repair shops, n.e.c.	25	(D)	(D)	(D)	CC
763	Watch, clock, and jewelry repair	—	—	—	—	—
764	Reupholstery and furniture repair	18	2 982	1 040	268	72
769	Miscellaneous repair and related services	80	24 317	7 760	1 790	381
7692	Welding repair	5	1 519	539	129	22
7694	Armature rewinding shops	2	(D)	(D)	(D)	BB
7699	Repair shops and related services, n.e.c.	73	(D)	(D)	(D)	EE
78, 79, 84	Amusement and recreation services, including motion pictures and museums	217	92 815	23 134	5 135	2 802
781, 2	Motion picture production, distribution, and services	17	7 059	2 533	444	122
783	Motion picture theaters	11	13 377	1 928	416	298
7832	Motion picture theaters, except drive-in	10	(D)	(D)	(D)	EE
7833	Drive-in motion picture theaters	1	(D)	(D)	(D)	AA
784	Video tape rental	52	11 292	2 870	547	516
792	Theatrical producers (except motion picture), bands, orchestras, and entertainers	7	1 258	234	70	40
7922	Theatrical producers (except motion picture) and miscellaneous theatrical services	4	(D)	(D)	(D)	BB
7929	Bands, orchestras, actors, and other entertainers and entertainment groups	3	(D)	(D)	(D)	AA
793	Bowling centers	12	11 356	3 551	945	417
79 ex. 792, 3, 84	Commercial sports and other amusement and recreation services, including museums	118	48 473	12 018	2 713	1 409
794	Commercial sports	2	(D)	(D)	(D)	AA
7941	Professional sports clubs, managers, promoters	1	(D)	(D)	(D)	AA
7948	Racing, including track operation	1	(D)	(D)	(D)	AA
79 ex. 792, 3, 4, 84	Other amusement and recreation services, including museums	116	(D)	(D)	(D)	GG
791	Dance studios, schools, and halls	13	3 083	731	164	70
7991	Physical fitness facilities	18	12 631	3 911	1 088	488
7992	Public golf courses	5	2 514	612	59	32
7993	Coin-operated amusement devices	9	3 337	694	171	101
7996	Amusement parks	4	1 359	327	13	3
7997	Membership sports and recreation clubs	12	7 964	3 137	633	193
7999, 84	Amusement and recreation services, including museums, n.e.c.	55	(D)	(D)	(D)	FF
7999 pt.	Concession operators of amusement devices and rides	3	(D)	(D)	(D)	AA
7999 pt.	Carnivals, circuses, and fairs	3	(D)	(D)	(D)	AA
7999 pt., 84	Other recreation and amusements, including museums	49	16 280	2 429	565	512

Table 6. Summary Statistics for Firms Subject to Federal Income Tax for Counties With 350 Establishments or More: 1992 — Con.

[Includes only establishments with payroll. For meaning of abbreviations and symbols, see introductory text. For explanation of terms and comparability of 1987 and 1992 censuses, see appendix A. For information on geographic areas followed by ▲, see appendix F]

SIC code	Geographic area and kind of business or operation	Establishments (number)	Receipts (\$1,000)	Annual payroll (\$1,000)	First-quarter payroll (\$1,000)	Paid employees for pay period including March 12 (number)
RAMSEY COUNTY—Con.						
80	Health services	816	652 146	341 291	73 713	10 763
801	Offices and clinics of doctors of medicine	239	304 362	184 459	37 675	3 078
8011 pt.	Offices of doctors of medicine	233	295 583	180 255	36 923	2 985
8011 pt.	General medical clinics	6	8 779	4 204	752	93
802	Offices and clinics of dentists	250	89 830	37 873	8 493	1 436
803	Offices and clinics of doctors of osteopathy	—	—	—	—	—
804	Offices and clinics of other health practitioners	176	47 616	18 710	4 675	876
8041	Offices and clinics of chiropractors	81	18 903	5 466	1 349	266
8042	Offices and clinics of optometrists	25	6 918	1 961	481	100
8043	Offices and clinics of podiatrists	10	1 950	1 068	217	33
8049	Offices and clinics of health practitioners, n.e.c.	60	19 845	10 215	2 628	477
805	Nursing and personal care facilities	74	106 615	56 265	13 599	3 447
8051	Skilled nursing care facilities	25	92 473	48 783	11 973	2 933
8052	Intermediate care facilities	41	10 684	6 016	1 474	442
8059	Nursing and personal care facilities, n.e.c.	8	3 458	1 466	152	72
806	Hospitals	—	—	—	—	—
8062	General medical and surgical hospitals	—	—	—	—	—
8063, 9	Specialty hospitals	—	—	—	—	—
807, 8, 9	Other health services	77	103 723	43 984	9 271	1 926
807	Medical and dental laboratories	37	58 089	21 726	4 641	746
8071	Medical laboratories	13	44 051	14 883	3 011	415
8072	Dental laboratories	24	14 038	6 843	1 630	331
808	Home health care services	14	23 306	11 395	2 486	830
809	Miscellaneous health and allied services, n.e.c.	26	22 328	10 863	2 144	350
8092	Kidney dialysis centers	1	(D)	(D)	(D)	AA
8093	Specialty outpatient facilities, n.e.c.	25	(D)	(D)	(D)	EE
8099	Health and allied services, n.e.c.	—	—	—	—	—
81	Legal services	299	262 784	113 760	20 690	2 400
823, 4, 9	Selected educational services	44	14 068	4 451	1 101	256
823	Libraries	1	(D)	(D)	(D)	AA
824	Vocational schools	8	7 479	2 462	609	141
829	Schools and educational services, n.e.c.	35	(D)	(D)	(D)	CC
83	Social services	193	52 235	25 444	5 901	2 246
835	Child day care services	91	16 251	7 176	1 693	797
832, 3, 6, 9	Other social services	102	35 984	18 268	4 208	1 449
87 ex. 8733	Engineering, accounting, research, management, and related services (except noncommercial research organizations)	512	331 643	149 346	32 568	4 521
871	Engineering, architectural, and surveying services	152	147 816	67 274	13 378	1 780
8711	Engineering services	97	104 371	47 946	9 995	1 296
8712	Architectural services	47	41 568	18 303	3 148	442
8713	Surveying services	8	1 877	1 025	235	42
872	Accounting, auditing, and bookkeeping services	123	57 053	24 504	6 154	858
873 ex. 8733	Research, development, and testing services (except noncommercial research organizations)	36	49 618	21 981	5 093	813
8731	Commercial physical and biological research	13	8 870	3 909	762	93
8732	Commercial economic, sociological, and educational research	11	6 841	2 853	634	264
8734	Testing laboratories	12	33 907	15 219	3 697	456
874	Management and public relations services	201	77 156	35 587	7 943	1 070
8741	Management services	36	28 556	15 744	3 540	440
8742	Management consulting services	98	31 050	13 254	2 935	394
8743	Public relations services	13	(D)	(D)	(D)	BB
8744	Facilities support management services	—	—	—	—	—
8748	Business consulting services, n.e.c.	54	(D)	(D)	(D)	CC
89	Services, n.e.c.	39	34 884	12 459	3 080	447
ST. LOUIS COUNTY						
	Total	1 266	553 158	220 367	48 917	12 219
70 ex. 704	Hotels, rooming houses, camps, and other lodging places (except membership lodging)	104	(D)	(D)	(D)	GG
7011	Hotels and motels	78	51 193	12 335	2 803	1 323
7011 pt.	Hotels	26	30 966	8 078	1 900	755
7011 pt.	Motels, motor hotels, and tourist courts	52	20 227	4 257	903	568
702, 3	Other lodging places	26	(D)	(D)	(D)	BB

Table 6. Summary Statistics for Firms Subject to Federal Income Tax for Counties With 350 Establishments or More: 1992 — Con.

[Includes only establishments with payroll. For meaning of abbreviations and symbols, see introductory text. For explanation of terms and comparability of 1987 and 1992 censuses, see appendix A. For information on geographic areas followed by ▲, see appendix F]

SIC code	Geographic area and kind of business or operation	Establishments (number)	Receipts (\$1,000)	Annual payroll (\$1,000)	First-quarter payroll (\$1,000)	Paid employees for pay period including March 12 (number)
ST. LOUIS COUNTY — Con.						
72	Personal services	159	32 749	12 108	2 929	1 001
721	Laundry, cleaning, and garment services	29	9 475	3 718	775	266
7211	Power laundries, family and commercial*	—	—	—	—	—
7213	Linen supply*	1	(D)	(D)	(D)	AA
7215	Coin-operated laundries and drycleaning	5	320	31	9	11
7216	Drycleaning plants, except rug cleaning*	11	(D)	(D)	(D)	BB
7217	Carpet and upholstery cleaning	9	(D)	(D)	(D)	BB
7218	Industrial laundriers*	2	(D)	(D)	(D)	CC
7212, 9	Other laundry, cleaning, and garment services*	1	(D)	(D)	(D)	AA
722	Photographic studios, portrait	14	(D)	(D)	(D)	BB
723, 4	Beauty and barber shops	85	9 012	3 824	913	404
723	Beauty shops	84	(D)	(D)	(D)	EE
724	Barber shops	1	(D)	(D)	(D)	AA
725	Shoe repair shops and shoeshine parlors	2	(D)	(D)	(D)	AA
726	Funeral service and crematories	16	(D)	(D)	(D)	BB
729	Miscellaneous personal services	13	(D)	(D)	(D)	CC
73	Business services	164	58 340	22 907	5 317	1 736
731	Advertising	14	(D)	(D)	(D)	EE
732	Consumer credit reporting agencies, mercantile reporting agencies, and adjustment and collection agencies	7	(D)	(D)	(D)	BB
733	Mailing, reproduction, commercial art and photography, and stenographic services	14	(D)	(D)	(D)	AA
734	Services to dwellings and other buildings	36	6 123	2 546	652	360
735	Miscellaneous equipment rental and leasing	15	7 680	2 132	450	99
736	Personnel supply services	11	7 268	4 479	1 031	353
737	Computer programming, data processing, and other computer related services	20	(D)	(D)	(D)	CC
7371, 2, 3	Computer programming, prepackaged software, and integrated systems	5	1 103	597	111	21
7374, 5, 6	Data processing services	10	(D)	(D)	(D)	BB
7377, 8, 9	Computer rental and leasing, maintenance, and related services, n.e.c.	5	1 666	920	212	27
738	Miscellaneous business services	47	(D)	(D)	(D)	EE
75	Automotive repair, services, and parking	129	38 715	8 985	2 073	548
751	Automotive rental and leasing, without drivers	5	(D)	(D)	(D)	BB
752	Automobile parking	5	(D)	(D)	(D)	AA
753	Automotive repair shops	105	31 378	7 319	1 736	411
7532	Top, body, and upholstery repair shops and paint shops	36	11 405	2 979	669	165
7538	General automotive repair shops	43	13 443	2 630	647	159
7533, 4, 6, 7, 9	Other automotive repair shops	26	6 530	1 710	420	87
754	Automotive services, except repair	14	(D)	(D)	(D)	BB
76	Miscellaneous repair services	53	26 502	7 469	2 196	329
762	Electrical repair shops	9	(D)	(D)	(D)	BB
7622	Radio and television repair shops	2	(D)	(D)	(D)	AA
7623, 9	Other electrical and electronic repair shops	7	(D)	(D)	(D)	BB
763	Watch, clock, and jewelry repair	2	(D)	(D)	(D)	AA
764	Reupholstery and furniture repair	5	(D)	(D)	(D)	AA
769	Miscellaneous repair and related services	37	(D)	(D)	(D)	CC
78, 79, 84	Amusement and recreation services, including motion pictures and museums	110	36 000	9 044	1 739	949
781, 2	Motion picture production, distribution, and services	1	(D)	(D)	(D)	AA
783	Motion picture theaters	9	(D)	(D)	(D)	BB
784	Video tape rental	31	4 052	965	251	188
792	Theatrical producers (except motion picture), bands, orchestras, and entertainers	3	(D)	(D)	(D)	AA
793	Bowling centers	12	(D)	(D)	(D)	CC
79 ex. 792, 3, 84	Commercial sports and other amusement and recreation services, including museums	54	23 410	6 501	1 073	526
80	Health services	262	183 254	89 053	18 654	3 836
801	Offices and clinics of doctors of medicine	58	85 341	45 546	8 811	913
802	Offices and clinics of dentists	103	30 005	11 546	2 479	575
803	Offices and clinics of doctors of osteopathy	2	(D)	(D)	(D)	AA
804	Offices and clinics of other health practitioners	61	11 271	4 185	884	208
805	Nursing and personal care facilities	17	40 851	21 378	5 014	1 324
806	Hospitals	—	—	—	—	—
807, 8, 9	Other health services	21	(D)	(D)	(D)	FF
81	Legal services	82	38 198	18 467	4 228	541
823, 4, 9	Selected educational services	12	(D)	(D)	(D)	CC
83	Social services	59	(D)	(D)	(D)	FF
835	Child day care services	17	1 104	523	133	69
832, 3, 6, 9	Other social services	42	(D)	(D)	(D)	FF

Table 6. Summary Statistics for Firms Subject to Federal Income Tax for Counties With 350 Establishments or More: 1992 — Con.

[Includes only establishments with payroll. For meaning of abbreviations and symbols, see introductory text. For explanation of terms and comparability of 1987 and 1992 censuses, see appendix A. For information on geographic areas followed by ▲, see appendix F]

SIC code	Geographic area and kind of business or operation	Establishments (number)	Receipts (\$1,000)	Annual payroll (\$1,000)	First-quarter payroll (\$1,000)	Paid employees for pay period including March 12 (number)
ST. LOUIS COUNTY — Con.						
87 ex. 8733	Engineering, accounting, research, management, and related services (except noncommercial research organizations) -----	128	61 864	29 825	6 728	1 097
871	Engineering, architectural, and surveying services -----	45	27 187	13 593	2 975	435
872	Accounting, auditing, and bookkeeping services -----	43	(D)	(D)	(D)	EE
873 ex. 8733	Research, development, and testing services (except noncommercial research organizations) -----	10	(D)	(D)	(D)	BB
874	Management and public relations services -----	30	(D)	(D)	(D)	EE
89	Services, n.e.c. -----	4	(D)	(D)	(D)	BB
STEARNS COUNTY						
Total -----		832	374 349	153 214	33 461	8 247
70 ex. 704	Hotels, rooming houses, camps, and other lodging places (except membership lodging) -----	33	(D)	(D)	(D)	FF
7011	Hotels and motels -----	26	(D)	(D)	(D)	FF
7011 pt.	Hotels -----	8	6 796	2 005	478	272
7011 pt.	Motels, motor hotels, and tourist courts -----	18	(D)	(D)	(D)	EE
702, 3	Other lodging places -----	7	(D)	(D)	(D)	BB
72	Personal services -----	109	24 824	7 930	1 832	691
721	Laundry, cleaning, and garment services -----	26	(D)	(D)	(D)	EE
7211	Power laundries, family and commercial* -----	—	—	—	—	—
7213	Linen supply* -----	—	—	—	—	—
7215	Coin-operated laundries and drycleaning -----	6	(D)	(D)	(D)	BB
7216	Drycleaning plants, except rug cleaning* -----	10	1 774	720	167	76
7217	Carpet and upholstery cleaning -----	7	(D)	(D)	(D)	AA
7218	Industrial laundries* -----	2	(D)	(D)	(D)	CC
7212, 9	Other laundry, cleaning, and garment services* -----	1	(D)	(D)	(D)	AA
722	Photographic studios, portrait -----	11	(D)	(D)	(D)	BB
723, 4	Beauty and barber shops -----	39	7 168	2 933	695	276
723	Beauty shops -----	38	(D)	(D)	(D)	EE
724	Barber shops -----	1	(D)	(D)	(D)	AA
725	Shoe repair shops and shoeshine parlors -----	2	(D)	(D)	(D)	AA
726	Funeral service and crematories -----	9	(D)	(D)	(D)	BB
729	Miscellaneous personal services -----	22	(D)	(D)	(D)	BB
73	Business services -----	116	62 448	20 519	4 405	1 836
731	Advertising -----	9	(D)	(D)	(D)	BB
732	Consumer credit reporting agencies, mercantile reporting agencies, and adjustment and collection agencies -----	5	(D)	(D)	(D)	BB
733	Mailing, reproduction, commercial art and photography, and stenographic services -----	16	4 800	1 627	349	133
734	Services to dwellings and other buildings -----	25	(D)	(D)	(D)	EE
735	Miscellaneous equipment rental and leasing -----	7	2 955	616	133	38
736	Personnel supply services -----	8	8 432	5 786	1 043	548
737	Computer programming, data processing, and other computer related services -----	19	(D)	(D)	(D)	CC
7371, 2, 3	Computer programming, prepackaged software, and integrated systems -----	13	(D)	(D)	(D)	CC
7374, 5, 6	Data processing services -----	3	(D)	(D)	(D)	BB
7377, 8, 9	Computer rental and leasing, maintenance, and related services, n.e.c. -----	3	2 303	680	156	20
738	Miscellaneous business services -----	27	(D)	(D)	(D)	EE
75	Automotive repair, services, and parking -----	85	27 852	5 874	1 300	421
751	Automotive rental and leasing, without drivers -----	3	(D)	(D)	(D)	AA
752	Automobile parking -----	—	—	—	—	—
753	Automotive repair shops -----	71	(D)	(D)	(D)	EE
7532	Top, body, and upholstery repair shops and paint shops -----	18	(D)	(D)	(D)	BB
7538	General automotive repair shops -----	37	9 919	1 860	424	131
7533, 4, 6, 7, 9	Other automotive repair shops -----	16	(D)	(D)	(D)	BB
754	Automotive services, except repair -----	11	(D)	(D)	(D)	CC
76	Miscellaneous repair services -----	42	15 078	4 178	1 001	278
762	Electrical repair shops -----	10	5 091	1 891	463	128
7622	Radio and television repair shops -----	2	(D)	(D)	(D)	AA
7623, 9	Other electrical and electronic repair shops -----	8	(D)	(D)	(D)	CC
763	Watch, clock, and jewelry repair -----	1	(D)	(D)	(D)	AA
764	Reupholstery and furniture repair -----	3	(D)	(D)	(D)	AA
769	Miscellaneous repair and related services -----	28	(D)	(D)	(D)	CC
78, 79, 84	Amusement and recreation services, including motion pictures and museums -----	78	20 409	4 402	1 009	767
781, 2	Motion picture production, distribution, and services -----	3	(D)	(D)	(D)	AA
783	Motion picture theaters -----	6	(D)	(D)	(D)	BB
784	Video tape rental -----	16	(D)	(D)	(D)	BB
792	Theatrical producers (except motion picture), bands, orchestras, and entertainers -----	2	(D)	(D)	(D)	AA
793	Bowling centers -----	9	(D)	(D)	(D)	CC
79 ex. 792, 3, 84	Commercial sports and other amusement and recreation services, including museums -----	42	12 131	2 920	611	488

Table 6. Summary Statistics for Firms Subject to Federal Income Tax for Counties With 350 Establishments or More: 1992 — Con.

[Includes only establishments with payroll. For meaning of abbreviations and symbols, see introductory text. For explanation of terms and comparability of 1987 and 1992 censuses, see appendix A. For information on geographic areas followed by ▲, see appendix F]

SIC code	Geographic area and kind of business or operation	Establishments (number)	Receipts (\$1,000)	Annual payroll (\$1,000)	First-quarter payroll (\$1,000)	Paid employees for pay period including March 12 (number)
STEARNS COUNTY—Con.						
80	Health services -----	192	137 503	75 561	16 401	2 118
801	Offices and clinics of doctors of medicine -----	59	77 622	48 381	10 434	860
802	Offices and clinics of dentists -----	59	22 604	10 711	2 296	368
803	Offices and clinics of doctors of osteopathy -----	1	(D)	(D)	(D)	AA
804	Offices and clinics of other health practitioners -----	57	(D)	(D)	(D)	CC
805	Nursing and personal care facilities -----	5	(D)	(D)	(D)	EE
806	Hospitals -----	—	—	—	—	—
807, 8, 9	Other health services -----	11	(D)	(D)	(D)	EE
81	Legal services -----	40	26 302	11 908	2 545	338
823, 4, 9	Selected educational services -----	3	(D)	(D)	(D)	BB
83	Social services -----	55	(D)	(D)	(D)	EE
835	Child day care services -----	35	(D)	(D)	(D)	CC
832, 3, 6, 9	Other social services -----	20	2 889	1 355	291	144
87 ex. 8733	Engineering, accounting, research, management, and related services (except noncommercial research organizations) -----	78	36 061	15 505	3 246	757
871	Engineering, architectural, and surveying services -----	18	16 032	6 954	1 435	398
872	Accounting, auditing, and bookkeeping services -----	34	14 415	5 710	1 328	249
873 ex. 8733	Research, development, and testing services (except noncommercial research organizations) -----	2	(D)	(D)	(D)	AA
874	Management and public relations services -----	24	(D)	(D)	(D)	CC
89	Services, n.e.c. -----	1	(D)	(D)	(D)	AA
WASHINGTON COUNTY						
	Total -----	803	271 694	110 418	24 211	6 114
70 ex. 704	Hotels, rooming houses, camps, and other lodging places (except membership lodging) -----	18	5 266	1 302	296	178
7011	Hotels and motels -----	14	4 854	1 257	285	170
7011 pt.	Hotels -----	3	565	176	86	34
7011 pt.	Motels, motor hotels, and tourist courts -----	11	4 289	1 081	199	136
702, 3	Other lodging places -----	4	412	45	11	8
72	Personal services -----	106	16 700	6 709	1 613	655
721	Laundry, cleaning, and garment services -----	21	4 411	1 432	336	150
7211	Power laundries, family and commercial* -----	2	(D)	(D)	(D)	AA
7213	Linen supply* -----	1	(D)	(D)	(D)	AA
7215	Coin-operated laundries and drycleaning -----	3	227	36	9	5
7216	Drycleaning plants, except rug cleaning* -----	9	3 020	1 003	233	112
7217	Carpet and upholstery cleaning -----	1	(D)	(D)	(D)	AA
7218	Industrial launderers* -----	1	(D)	(D)	(D)	AA
7212, 9	Other laundry, cleaning, and garment services* -----	4	207	44	10	7
722	Photographic studios, portrait -----	6	483	95	21	11
723, 4	Beauty and barber shops -----	61	8 917	4 056	943	403
723	Beauty shops -----	60	(D)	(D)	(D)	EE
724	Barber shops -----	1	(D)	(D)	(D)	AA
725	Shoe repair shops and shoeshine parlors -----	1	(D)	(D)	(D)	AA
726	Funeral service and crematories -----	4	(D)	(D)	(D)	BB
729	Miscellaneous personal services -----	13	945	463	112	65
73	Business services -----	121	32 063	13 211	2 351	897
731	Advertising -----	6	769	133	22	9
732	Consumer credit reporting agencies, mercantile reporting agencies, and adjustment and collection agencies -----	2	(D)	(D)	(D)	AA
733	Mailing, reproduction, commercial art and photography, and stenographic services -----	10	3 215	1 082	267	35
734	Services to dwellings and other buildings -----	27	2 850	1 404	271	155
735	Miscellaneous equipment rental and leasing -----	7	2 201	653	129	33
736	Personnel supply services -----	8	6 595	4 721	516	193
737	Computer programming, data processing, and other computer related services -----	27	7 666	2 639	611	104
7371, 2, 3	Computer programming, prepackaged software, and integrated systems -----	19	(D)	(D)	(D)	BB
7374, 5, 6	Data processing services -----	2	(D)	(D)	(D)	AA
7377, 8, 9	Computer rental and leasing, maintenance, and related services, n.e.c. -----	6	(D)	(D)	(D)	AA
738	Miscellaneous business services -----	34	(D)	(D)	(D)	EE
75	Automotive repair, services, and parking -----	79	27 245	7 095	1 694	438
751	Automotive rental and leasing, without drivers -----	1	(D)	(D)	(D)	AA
752	Automobile parking -----	—	—	—	—	—
753	Automotive repair shops -----	63	23 288	5 924	1 385	274
7532	Top, body, and upholstery repair shops and paint shops -----	16	7 333	1 413	319	57
7538	General automotive repair shops -----	35	12 079	3 840	898	180
7533, 4, 6, 7, 9	Other automotive repair shops -----	12	3 876	671	168	37
754	Automotive services, except repair -----	15	(D)	(D)	(D)	CC

Table 6. Summary Statistics for Firms Subject to Federal Income Tax for Counties With 350 Establishments or More: 1992 — Con.

[Includes only establishments with payroll. For meaning of abbreviations and symbols, see introductory text. For explanation of terms and comparability of 1987 and 1992 censuses, see appendix A. For information on geographic areas followed by ▲, see appendix F]

SIC code	Geographic area and kind of business or operation	Establishments (number)	Receipts (\$1,000)	Annual payroll (\$1,000)	First-quarter payroll (\$1,000)	Paid employees for pay period including March 12 (number)
WASHINGTON COUNTY — Con.						
76	Miscellaneous repair services -----	41	11 091	2 618	720	160
762	Electrical repair shops -----	5	1 085	387	97	25
7622	Radio and television repair shops -----	—	—	—	—	—
7623, 9	Other electrical and electronic repair shops -----	5	1 085	387	97	25
763	Watch, clock, and jewelry repair -----	1	(D)	(D)	(D)	AA
764	Reupholstery and furniture repair -----	5	(D)	(D)	(D)	AA
769	Miscellaneous repair and related services -----	30	8 466	1 922	575	125
78, 79, 84	Amusement and recreation services, including motion pictures and museums -----	64	18 640	4 719	1 005	581
781, 2	Motion picture production, distribution, and services -----	1	(D)	(D)	(D)	AA
783	Motion picture theaters -----	6	(D)	(D)	(D)	BB
784	Video tape rental -----	15	2 766	523	133	110
792	Theatrical producers (except motion picture), bands, orchestras, and entertainers -----	1	(D)	(D)	(D)	AA
793	Bowling centers -----	6	2 840	717	335	153
79 ex. 792, 3, 84	Commercial sports and other amusement and recreation services, including museums -----	35	10 701	3 168	481	277
80	Health services -----	163	107 933	53 728	12 061	2 268
801	Offices and clinics of doctors of medicine -----	26	39 431	22 691	4 852	567
802	Offices and clinics of dentists -----	60	24 852	10 160	2 144	388
803	Offices and clinics of doctors of osteopathy -----	—	—	—	—	—
804	Offices and clinics of other health practitioners -----	46	10 416	3 807	884	225
805	Nursing and personal care facilities -----	11	24 438	12 603	3 244	904
806	Hospitals -----	—	—	—	—	—
807, 8, 9	Other health services -----	20	8 796	4 467	937	184
81	Legal services -----	36	8 490	2 968	603	117
823, 4, 9	Selected educational services -----	5	650	123	23	10
83	Social services -----	42	10 897	5 489	1 154	367
835	Child day care services -----	25	3 937	1 829	392	200
832, 3, 6, 9	Other social services -----	17	6 960	3 660	762	167
87 ex. 8733	Engineering, accounting, research, management, and related services (except noncommercial research organizations) -----	116	31 422	12 147	2 646	433
871	Engineering, architectural, and surveying services -----	40	13 761	5 281	1 115	174
872	Accounting, auditing, and bookkeeping services -----	37	4 597	1 515	380	100
873 ex. 8733	Research, development, and testing services (except noncommercial research organizations) -----	6	2 717	1 512	400	47
874	Management and public relations services -----	33	10 347	3 839	751	112
89	Services, n.e.c. -----	12	1 297	309	45	10
WRIGHT COUNTY						
	Total -----	353	109 224	38 121	9 064	2 690
70 ex. 704	Hotels, rooming houses, camps, and other lodging places (except membership lodging) -----	9	1 879	429	93	77
7011	Hotels and motels -----	5	1 422	350	88	72
7011 pt.	Hotels -----	1	(D)	(D)	(D)	AA
7011 pt.	Motels, motor hotels, and tourist courts -----	4	(D)	(D)	(D)	BB
702, 3	Other lodging places -----	4	457	79	5	5
72	Personal services -----	50	7 383	2 183	520	226
721	Laundry, cleaning, and garment services -----	6	1 764	754	170	64
7211	Power laundries, family and commercial* -----	1	(D)	(D)	(D)	BB
7213	Linen supply* -----	—	—	—	—	—
7215	Coin-operated laundries and drycleaning -----	3	239	48	9	8
7216	Drycleaning plants, except rug cleaning* -----	1	(D)	(D)	(D)	AA
7217	Carpet and upholstery cleaning -----	—	—	—	—	—
7218	Industrial laundries* -----	—	—	—	—	—
7212, 9	Other laundry, cleaning, and garment services* -----	1	(D)	(D)	(D)	AA
722	Photographic studios, portrait -----	5	(D)	(D)	(D)	AA
723, 4	Beauty and barber shops -----	27	2 157	881	219	105
723	Beauty shops -----	26	(D)	(D)	(D)	CC
724	Barber shops -----	1	(D)	(D)	(D)	AA
725	Shoe repair shops and shoeshine parlors -----	1	(D)	(D)	(D)	AA
726	Funeral service and crematories -----	7	2 206	341	69	16
729	Miscellaneous personal services -----	4	241	62	34	23

Table 6. Summary Statistics for Firms Subject to Federal Income Tax for Counties With 350 Establishments or More: 1992 — Con.

[Includes only establishments with payroll. For meaning of abbreviations and symbols, see introductory text. For explanation of terms and comparability of 1987 and 1992 censuses, see appendix A. For information on geographic areas followed by ▲, see appendix F]

SIC code	Geographic area and kind of business or operation	Establishments (number)	Receipts (\$1,000)	Annual payroll (\$1,000)	First-quarter payroll (\$1,000)	Paid employees for pay period including March 12 (number)
WRIGHT COUNTY — Con.						
73	Business services	50	32 369	10 805	2 689	872
731	Advertising	4	4 348	819	192	42
732	Consumer credit reporting agencies, mercantile reporting agencies, and adjustment and collection agencies	2	(D)	(D)	(D)	AA
733	Mailing, reproduction, commercial art and photography, and stenographic services	8	7 361	2 559	735	270
734	Services to dwellings and other buildings	8	865	237	61	42
735	Miscellaneous equipment rental and leasing	4	1 056	172	40	12
736	Personnel supply services	4	1 294	657	103	102
737	Computer programming, data processing, and other computer related services	7	1 430	565	140	15
7371, 2, 3	Computer programming, prepackaged software, and integrated systems	5	(D)	(D)	(D)	AA
7374, 5, 6	Data processing services	—	—	—	—	—
7377, 8, 9	Computer rental and leasing, maintenance, and related services, n.e.c.	2	(D)	(D)	(D)	AA
738	Miscellaneous business services	13	(D)	(D)	(D)	EE
75	Automotive repair, services, and parking	39	8 805	1 822	424	111
751	Automotive rental and leasing, without drivers	—	—	—	—	—
752	Automobile parking	—	—	—	—	—
753	Automotive repair shops	34	(D)	(D)	(D)	BB
7532	Top, body, and upholstery repair shops and paint shops	13	(D)	(D)	(D)	BB
7538	General automotive repair shops	19	4 241	973	215	51
7533, 4, 6, 7, 9	Other automotive repair shops	2	(D)	(D)	(D)	AA
754	Automotive services, except repair	5	(D)	(D)	(D)	BB
76	Miscellaneous repair services	15	(D)	(D)	(D)	BB
762	Electrical repair shops	2	(D)	(D)	(D)	AA
7622	Radio and television repair shops	2	(D)	(D)	(D)	AA
7623, 9	Other electrical and electronic repair shops	—	—	—	—	—
763	Watch, clock, and jewelry repair	—	—	—	—	—
764	Reupholstery and furniture repair	3	(D)	(D)	(D)	AA
769	Miscellaneous repair and related services	10	(D)	(D)	(D)	AA
78, 79, 84	Amusement and recreation services, including motion pictures and museums	41	8 190	1 635	329	264
781, 2	Motion picture production, distribution, and services	—	—	—	—	—
783	Motion picture theaters	2	(D)	(D)	(D)	BB
784	Video tape rental	14	1 166	205	51	44
792	Theatrical producers (except motion picture), bands, orchestras, and entertainers	1	(D)	(D)	(D)	AA
793	Bowling centers	5	(D)	(D)	(D)	BB
79 ex. 792, 3; 84	Commercial sports and other amusement and recreation services, including museums	19	3 877	1 047	176	131
80	Health services	66	26 706	11 858	2 802	584
801	Offices and clinics of doctors of medicine	12	11 391	6 079	1 395	199
802	Offices and clinics of dentists	23	6 199	1 933	475	105
803	Offices and clinics of doctors of osteopathy	1	(D)	(D)	(D)	AA
804	Offices and clinics of other health practitioners	21	(D)	(D)	(D)	BB
805	Nursing and personal care facilities	8	5 200	2 796	677	205
806	Hospitals	—	—	—	—	—
807, 8, 9	Other health services	1	(D)	(D)	(D)	AA
81	Legal services	19	4 302	1 526	356	67
823, 4, 9	Selected educational services	3	(D)	(D)	(D)	BB
83	Social services	30	8 130	3 018	728	279
835	Child day care services	15	1 447	679	161	104
832, 3, 6, 9	Other social services	15	6 683	2 339	567	175
87 ex. 8733	Engineering, accounting, research, management, and related services (except noncommercial research organizations)	29	8 315	4 132	951	160
871	Engineering, architectural, and surveying services	7	3 134	1 776	404	69
872	Accounting, auditing, and bookkeeping services	17	3 864	1 483	395	74
873 ex. 8733	Research, development, and testing services (except noncommercial research organizations)	2	(D)	(D)	(D)	AA
874	Management and public relations services	3	(D)	(D)	(D)	AA
89	Services, n.e.c.	2	(D)	(D)	(D)	AA

Table 7a. Summary Statistics for Firms Subject to Federal Income Tax for Metropolitan Areas: 1992

[Includes only establishments with payroll. For meaning of abbreviations and symbols, see introductory text. For explanation of terms and comparability of 1987 and 1992 censuses, see appendix A. For definitions of CMSA's, MSA's, and PMSA's, see appendix D]

SIC code	Geographic area and kind of business or operation	Establishments (number)	Receipts (\$1,000)	Annual payroll (\$1,000)	First-quarter payroll (\$1,000)	Paid employees for pay period including March 12 (number)
DULUTH-SUPERIOR, MN-WI MSA						
	Total	1 483	623 023	245 849	54 623	14 177
70 ex. 704	Hotels, rooming houses, camps, and other lodging places (except membership lodging)	121	64 932	15 514	3 436	1 726
7011	Hotels and motels	93	60 014	14 509	3 293	1 638
7011 pt.	Hotels	32	37 179	9 712	2 263	1 004
7011 pt.	Motels, motor hotels, and tourist courts	61	22 835	4 797	1 030	634
702, 3	Other lodging places	28	4 918	1 005	143	88
72	Personal services	186	38 774	14 177	3 394	1 211
721	Laundry, cleaning, and garment services	38	11 952	4 588	971	343
7211	Power laundries, family and commercial*	1	(D)	(D)	(D)	AA
7213	Linen supply*	1	(D)	(D)	(D)	AA
7215	Coin-operated laundries and drycleaning	8	561	84	24	23
7216	Drycleaning plants, except rug cleaning*	13	2 483	952	326	125
7217	Carpet and upholstery cleaning	11	851	236	53	63
7218	Industrial laundriers*	2	(D)	(D)	(D)	CC
7212, 9	Other laundry, cleaning, and garment services*	2	(D)	(D)	(D)	AA
722	Photographic studios, portrait	15	4 582	1 216	267	83
723, 4	Beauty and barber shops	97	10 646	4 564	1 084	500
723	Beauty shops	96	(D)	(D)	(D)	EE
724	Barber shops	1	(D)	(D)	(D)	AA
725	Shoe repair shops and shoeshine parlors	2	(D)	(D)	(D)	AA
726	Funeral service and crematories	20	9 339	3 215	862	125
729	Miscellaneous personal services	14	(D)	(D)	(D)	CC
73	Business services	188	67 371	26 322	6 162	1 994
731	Advertising	15	12 592	4 648	1 127	284
732	Consumer credit reporting agencies, mercantile reporting agencies, and adjustment and collection agencies	8	1 269	368	84	27
733	Mailing, reproduction, commercial art and photography, and stenographic services	17	2 168	540	105	44
734	Services to dwellings and other buildings	43	7 415	3 181	815	453
735	Miscellaneous equipment rental and leasing	20	10 881	2 774	625	157
736	Personnel supply services	14	9 265	5 662	1 280	406
737	Computer programming, data processing, and other computer related services	21	7 534	3 212	784	134
7371, 2, 3	Computer programming, prepackaged software, and integrated systems	5	1 103	597	111	21
7374, 5, 6	Data processing services	11	4 765	1 695	461	86
7377, 8, 9	Computer rental and leasing, maintenance, and related services, n.e.c.	5	1 666	920	212	27
738	Miscellaneous business services	50	16 247	5 937	1 342	489
75	Automotive repair, services, and parking	154	43 794	9 961	2 304	618
751	Automotive rental and leasing, without drivers	6	(D)	(D)	(D)	BB
752	Automobile parking	5	(D)	(D)	(D)	AA
753	Automotive repair shops	126	34 781	8 126	1 925	460
7532	Top, body, and upholstery repair shops and paint shops	41	12 558	3 312	754	182
7538	General automotive repair shops	53	14 718	2 901	707	177
7533, 4, 6, 7, 9	Other automotive repair shops	32	7 505	1 913	464	101
754	Automotive services, except repair	17	5 202	1 065	242	110
76	Miscellaneous repair services	66	31 185	8 899	2 487	406
762	Electrical repair shops	12	6 075	1 921	458	96
7622	Radio and television repair shops	2	(D)	(D)	(D)	AA
7623, 9	Other electrical and electronic repair shops	10	(D)	(D)	(D)	BB
763	Watch, clock, and jewelry repair	2	(D)	(D)	(D)	AA
764	Reupholstery and furniture repair	6	639	153	30	16
769	Miscellaneous repair and related services	46	(D)	(D)	(D)	EE
78, 79, 84	Amusement and recreation services, including motion pictures and museums	131	40 509	9 897	1 963	1 074
781, 2	Motion picture production, distribution, and services	1	(D)	(D)	(D)	AA
783	Motion picture theaters	10	4 586	570	158	114
784	Video tape rental	35	4 702	1 159	302	212
792	Theatrical producers (except motion picture), bands, orchestras, and entertainers	3	(D)	(D)	(D)	AA
793	Bowling centers	16	4 329	1 119	313	173
79 ex. 792, 3; 84	Commercial sports and other amusement and recreation services, including museums	66	25 876	6 840	1 142	564
80	Health services	300	201 030	97 716	20 695	4 442
801	Offices and clinics of doctors of medicine	63	90 765	48 403	9 505	993
802	Offices and clinics of dentists	119	33 460	12 502	2 690	643
803	Offices and clinics of doctors of osteopathy	2	(D)	(D)	(D)	AA
804	Offices and clinics of other health practitioners	69	12 945	4 738	1 023	236
805	Nursing and personal care facilities	20	46 675	24 778	5 826	1 663
806	Hospitals	—	—	—	—	—
807, 8, 9	Other health services	27	(D)	(D)	(D)	FF
81	Legal services	98	43 090	21 015	4 606	604
823, 4, 9	Selected educational services	13	5 709	2 190	470	151

MN-68 MINNESOTA

SERVICE INDUSTRIES—GEOGRAPHIC AREA SERIES

Table 7a. Summary Statistics for Firms Subject to Federal Income Tax for Metropolitan Areas: 1992—Con.

[Includes only establishments with payroll. For meaning of abbreviations and symbols, see introductory text. For explanation of terms and comparability of 1987 and 1992 censuses, see appendix A. For definitions of CMSA's, MSA's, and PMSA's, see appendix D]

SIC code	Geographic area and kind of business or operation	Establishments (number)	Receipts (\$1,000)	Annual payroll (\$1,000)	First-quarter payroll (\$1,000)	Paid employees for pay period including March 12 (number)
DULUTH—SUPERIOR, MN—WI MSA—Con.						
83	Social services	71	14 838	6 492	1 645	689
835	Child day care services	27	2 251	1 165	316	157
832, 3, 6, 9	Other social services	44	12 587	5 327	1 329	532
87 ex. 8733	Engineering, accounting, research, management, and related services (except noncommercial research organizations)	150	69 242	32 468	7 272	1 231
871	Engineering, architectural, and surveying services	51	28 958	14 354	3 084	461
872	Accounting, auditing, and bookkeeping services	53	15 835	6 823	1 672	315
873 ex. 8733	Research, development, and testing services (except noncommercial research organizations)	11	5 279	2 499	545	107
874	Management and public relations services	35	19 170	8 792	1 971	348
89	Services, n.e.c.	5	2 549	1 198	189	31
FARGO—MOORHEAD, ND—MN MSA						
	Total	1 161	644 735	261 686	59 683	12 912
70 ex. 704	Hotels, rooming houses, camps, and other lodging places (except membership lodging)	56	41 449	11 375	2 675	1 579
7011	Hotels and motels	53	41 159	11 333	2 666	1 568
7011 pt.	Hotels	24	24 086	6 912	1 612	1 046
7011 pt.	Motels, motor hotels, and tourist courts	29	17 073	4 421	1 054	522
702, 3	Other lodging places	3	290	42	9	11
72	Personal services	152	34 385	12 443	2 923	1 036
721	Laundry, cleaning, and garment services	30	14 760	5 303	1 219	359
7211	Power laundries, family and commercial*	1	(D)	(D)	(D)	BB
7213	Linen supply*	1	(D)	(D)	(D)	CC
7215	Coin-operated laundries and drycleaning	7	502	147	31	37
7216	Drycleaning plants, except rug cleaning*	11	2 436	872	195	75
7217	Carpet and upholstery cleaning	4	698	250	27	19
7218	Industrial launderers*	1	(D)	(D)	(D)	BB
7212, 9	Other laundry, cleaning, and garment services*	5	338	80	20	8
722	Photographic studios, portrait	13	2 061	494	102	40
723, 4	Beauty and barber shops	74	9 849	4 478	1 072	424
723	Beauty shops	72	(D)	(D)	(D)	EE
724	Barber shops	2	(D)	(D)	(D)	AA
725	Shoe repair shops and shoeshine parlors	4	328	61	15	8
726	Funeral service and crematories	8	3 988	1 110	241	50
729	Miscellaneous personal services	23	3 399	997	274	155
73	Business services	197	112 127	43 248	10 020	2 849
731	Advertising	11	4 078	2 250	537	73
732	Consumer credit reporting agencies, mercantile reporting agencies, and adjustment and collection agencies	8	2 916	807	196	59
733	Mailing, reproduction, commercial art and photography, and stenographic services	20	5 560	1 365	328	114
734	Services to dwellings and other buildings	46	7 176	3 473	779	552
735	Miscellaneous equipment rental and leasing	22	18 522	3 697	849	196
736	Personnel supply services	14	10 260	7 360	1 595	486
737	Computer programming, data processing, and other computer related services	31	35 240	15 041	3 609	545
7371, 2, 3	Computer programming, prepackaged software, and integrated systems	18	(D)	(D)	(D)	EE
7374, 5, 6	Data processing services	3	(D)	(D)	(D)	BB
7377, 8, 9	Computer rental and leasing, maintenance, and related services, n.e.c.	10	2 918	627	164	25
738	Miscellaneous business services	45	28 375	9 255	2 127	824
75	Automotive repair, services, and parking	116	34 813	7 494	1 689	527
751	Automotive rental and leasing, without drivers	11	7 127	903	211	59
752	Automobile parking	9	876	122	28	24
753	Automotive repair shops	80	22 071	5 053	1 152	285
7532	Top, body, and upholstery repair shops and paint shops	29	9 592	2 466	600	120
7538	General automotive repair shops	30	6 328	1 121	242	86
7533, 4, 6, 7, 9	Other automotive repair shops	21	6 151	1 466	310	79
754	Automotive services, except repair	16	4 739	1 416	298	159
76	Miscellaneous repair services	51	19 970	5 440	1 192	265
762	Electrical repair shops	9	7 908	2 338	525	93
7622	Radio and television repair shops	5	(D)	(D)	(D)	BB
7623, 9	Other electrical and electronic repair shops	4	(D)	(D)	(D)	BB
763	Watch, clock, and jewelry repair	1	(D)	(D)	(D)	AA
764	Reupholstery and furniture repair	6	400	190	34	16
769	Miscellaneous repair and related services	35	(D)	(D)	(D)	CC

Table 7a. Summary Statistics for Firms Subject to Federal Income Tax for Metropolitan Areas: 1992—Con.

[Includes only establishments with payroll. For meaning of abbreviations and symbols, see introductory text. For explanation of terms and comparability of 1987 and 1992 censuses, see appendix A. For definitions of CMSA's, MSA's, and PMSA's, see appendix D]

SIC code	Geographic area and kind of business or operation	Establishments (number)	Receipts (\$1,000)	Annual payroll (\$1,000)	First-quarter payroll (\$1,000)	Paid employees for pay period including March 12 (number)
FARGO—MOORHEAD, ND—MN MSA—Con.						
78, 79, 84	Amusement and recreation services, including motion pictures and museums	73	23 910	5 528	1 315	801
781, 2	Motion picture production, distribution, and services	7	(D)	(D)	(D)	BB
783	Motion picture theaters	3	(D)	(D)	(D)	BB
784	Video tape rental	15	3 302	649	169	93
792	Theatrical producers (except motion picture), bands, orchestras, and entertainers	3	(D)	(D)	(D)	BB
793	Bowling centers	6	3 435	879	248	167
79 ex. 792, 3; 84	Commercial sports and other amusement and recreation services, including museums	39	10 517	2 942	652	429
80	Health services	217	261 703	125 896	27 795	3 615
801	Offices and clinics of doctors of medicine	56	168 335	89 278	20 494	2 009
802	Offices and clinics of dentists	74	23 067	8 794	1 796	362
803	Offices and clinics of doctors of osteopathy	1	(D)	(D)	(D)	AA
804	Offices and clinics of other health practitioners	48	12 695	4 888	1 044	259
805	Nursing and personal care facilities	5	8 444	3 984	978	330
806	Hospitals	1	(D)	(D)	(D)	AA
807, 8, 9	Other health services	32	(D)	(D)	(D)	FF
81	Legal services	71	35 335	16 742	3 869	467
823, 4, 9	Selected educational services	8	(D)	(D)	(D)	BB
83	Social services	69	7 390	3 271	772	425
835	Child day care services	56	3 860	1 662	398	253
832, 3, 6, 9	Other social services	13	3 530	1 609	374	172
87 ex. 8733	Engineering, accounting, research, management, and related services (except noncommercial research organizations)	146	64 065	26 913	6 618	1 171
871	Engineering, architectural, and surveying services	40	22 448	9 820	2 480	313
872	Accounting, auditing, and bookkeeping services	53	20 048	7 208	1 859	340
873 ex. 8733	Research, development, and testing services (except noncommercial research organizations)	11	5 032	1 663	287	172
874	Management and public relations services	42	16 537	8 222	1 992	346
89	Services, n.e.c.	5	(D)	(D)	(D)	BB
GRAND FORKS, ND—MN MSA						
	Total	572	238 786	99 038	21 207	5 210
70 ex. 704	Hotels, rooming houses, camps, and other lodging places (except membership lodging)	36	23 534	6 352	1 470	760
7011	Hotels and motels	30	23 077	6 293	1 444	746
7011 pt.	Hotels	7	6 535	1 420	351	191
7011 pt.	Motels, motor hotels, and tourist courts	23	16 542	4 873	1 093	555
702, 3	Other lodging places	6	457	59	26	14
72	Personal services	93	13 695	4 666	1 115	500
721	Laundry, cleaning, and garment services	13	2 780	940	231	104
7211	Power laundries, family and commercial*	—	—	—	—	—
7213	Linen supply*	—	—	—	—	—
7215	Coin-operated laundries and drycleaning	6	(D)	(D)	(D)	BB
7216	Drycleaning plants, except rug cleaning*	5	1 939	841	207	82
7217	Carpet and upholstery cleaning	2	(D)	(D)	(D)	AA
7218	Industrial laundriers*	—	—	—	—	—
7212, 9	Other laundry, cleaning, and garment services*	—	—	—	—	—
722	Photographic studios, portrait	10	1 380	290	65	24
723, 4	Beauty and barber shops	48	5 350	2 247	532	265
723	Beauty shops	48	5 350	2 247	532	265
724	Barber shops	—	—	—	—	—
725	Shoe repair shops and shoeshine parlors	2	(D)	(D)	(D)	AA
726	Funeral service and crematories	6	2 773	711	139	25
729	Miscellaneous personal services	14	(D)	(D)	(D)	BB
73	Business services	74	27 294	10 917	2 805	679
731	Advertising	5	1 844	1 030	226	32
732	Consumer credit reporting agencies, mercantile reporting agencies, and adjustment and collection agencies	6	1 658	385	85	41
733	Mailing, reproduction, commercial art and photography, and stenographic services	5	728	210	43	17
734	Services to dwellings and other buildings	25	13 621	5 853	1 629	326
735	Miscellaneous equipment rental and leasing	7	4 150	1 151	280	70
736	Personnel supply services	1	(D)	(D)	(D)	BB
737	Computer programming, data processing, and other computer related services	7	1 168	585	129	24
7371, 2, 3	Computer programming, prepackaged software, and integrated systems	5	(D)	(D)	(D)	AA
7374, 5, 6	Data processing services	1	(D)	(D)	(D)	AA
7377, 8, 9	Computer rental and leasing, maintenance, and related services, n.e.c.	1	(D)	(D)	(D)	AA
738	Miscellaneous business services	18	(D)	(D)	(D)	CC

MN—70 MINNESOTA

SERVICE INDUSTRIES—GEOGRAPHIC AREA SERIES

Table 7a. Summary Statistics for Firms Subject to Federal Income Tax for Metropolitan Areas: 1992—Con.

[Includes only establishments with payroll. For meaning of abbreviations and symbols, see introductory text. For explanation of terms and comparability of 1987 and 1992 censuses, see appendix A. For definitions of CMSA's, MSA's, and PMSA's, see appendix D]

SIC code	Geographic area and kind of business or operation	Establishments (number)	Receipts (\$1,000)	Annual payroll (\$1,000)	First-quarter payroll (\$1,000)	Paid employees for pay period including March 12 (number)
GRAND FORKS, ND-MN MSA—Con.						
75	Automotive repair, services, and parking	61	16 425	3 720	864	295
751	Automotive rental and leasing, without drivers	5	1 669	172	37	19
752	Automobile parking	1	(D)	(D)	(D)	AA
753	Automotive repair shops	46	12 214	2 576	595	158
7532	Top, body, and upholstery repair shops and paint shops	18	3 985	832	194	51
7538	General automotive repair shops	19	4 094	888	198	57
7533, 4, 6, 7, 9	Other automotive repair shops	9	4 135	856	203	50
754	Automotive services, except repair	9	(D)	(D)	(D)	CC
76	Miscellaneous repair services	24	9 951	3 158	761	221
762	Electrical repair shops	8	3 314	1 552	400	124
7622	Radio and television repair shops	3	(D)	(D)	(D)	BB
7623, 9	Other electrical and electronic repair shops	5	(D)	(D)	(D)	CC
763	Watch, clock, and jewelry repair	—	—	—	—	—
764	Reupholstery and furniture repair	2	(D)	(D)	(D)	AA
769	Miscellaneous repair and related services	14	(D)	(D)	(D)	BB
78, 79, 84	Amusement and recreation services, including motion pictures and museums	41	18 924	2 288	551	423
781, 2	Motion picture production, distribution, and services	1	(D)	(D)	(D)	AA
783	Motion picture theaters	7	(D)	(D)	(D)	BB
784	Video tape rental	8	1 373	366	70	48
792	Theatrical producers (except motion picture), bands, orchestras, and entertainers	—	—	—	—	—
793	Bowling centers	4	(D)	(D)	(D)	BB
79 ex. 792, 3; 84	Commercial sports and other amusement and recreation services, including museums	21	13 774	1 173	293	223
80	Health services	101	86 512	46 446	9 068	1 446
801	Offices and clinics of doctors of medicine	16	59 814	34 793	6 549	750
802	Offices and clinics of dentists	38	12 767	4 627	1 112	221
803	Offices and clinics of doctors of osteopathy	1	(D)	(D)	(D)	AA
804	Offices and clinics of other health practitioners	30	6 989	2 859	600	152
805	Nursing and personal care facilities	8	4 628	2 591	552	214
806	Hospitals	—	—	—	—	—
807, 8, 9	Other health services	8	(D)	(D)	(D)	CC
81	Legal services	51	14 480	6 725	1 538	275
823, 4, 9	Selected educational services	2	(D)	(D)	(D)	AA
83	Social services	35	(D)	(D)	(D)	CC
835	Child day care services	22	(D)	(D)	(D)	BB
832, 3, 6, 9	Other social services	13	1 710	538	142	58
87 ex. 8733	Engineering, accounting, research, management, and related services (except noncommercial research organizations)	53	24 812	13 587	2 733	457
871	Engineering, architectural, and surveying services	18	11 152	5 477	1 050	194
872	Accounting, auditing, and bookkeeping services	22	8 852	5 294	1 132	178
873 ex. 8733	Research, development, and testing services (except noncommercial research organizations)	8	2 823	1 144	234	54
874	Management and public relations services	5	1 985	1 672	317	31
89	Services, n.e.c.	1	(D)	(D)	(D)	AA
LA CROSSE, WI-MN MSA						
	Total	710	294 829	108 041	24 657	7 093
70 ex. 704	Hotels, rooming houses, camps, and other lodging places (except membership lodging)	32	22 658	5 593	1 209	703
7011	Hotels and motels	26	22 103	5 508	1 207	702
7011 pt.	Hotels	7	8 911	2 044	455	263
7011 pt.	Motels, motor hotels, and tourist courts	19	13 192	3 464	752	439
702, 3	Other lodging places	6	555	85	2	1
72	Personal services	131	36 691	13 218	3 174	1 048
721	Laundry, cleaning, and garment services	22	16 780	5 598	1 378	304
7211	Power laundries, family and commercial*	—	—	—	—	—
7213	Linen supply*	1	(D)	(D)	(D)	CC
7215	Coin-operated laundries and drycleaning	9	(D)	(D)	(D)	BB
7216	Drycleaning plants, except rug cleaning*	7	1 641	570	132	55
7217	Carpet and upholstery cleaning	4	422	85	24	13
7218	Industrial launderers*	1	(D)	(D)	(D)	AA
7212, 9	Other laundry, cleaning, and garment services*	—	—	—	—	—
722	Photographic studios, portrait	14	2 618	691	130	55
723, 4	Beauty and barber shops	68	7 450	3 076	735	376
723	Beauty shops	66	(D)	(D)	(D)	EE
724	Barber shops	2	(D)	(D)	(D)	AA
725	Shoe repair shops and shoeshine parlors	3	(D)	(D)	(D)	AA
726	Funeral service and crematories	11	3 356	1 170	222	46
729	Miscellaneous personal services	13	(D)	(D)	(D)	EE

SERVICE INDUSTRIES—GEOGRAPHIC AREA SERIES

MINNESOTA MN-71

Table 7a. Summary Statistics for Firms Subject to Federal Income Tax for Metropolitan Areas: 1992 — Con.

[Includes only establishments with payroll. For meaning of abbreviations and symbols, see introductory text. For explanation of terms and comparability of 1987 and 1992 censuses, see appendix A. For definitions of CMSA's, MSA's, and PMSA's, see appendix D]

SIC code	Geographic area and kind of business or operation	Establishments (number)	Receipts (\$1,000)	Annual payroll (\$1,000)	First-quarter payroll (\$1,000)	Paid employees for pay period including March 12 (number)
LA CROSSE, WI-MN MSA — Con.						
73	Business services	106	60 014	20 226	4 637	1 825
731	Advertising	6	7 646	1 573	357	58
732	Consumer credit reporting agencies, mercantile reporting agencies, and adjustment and collection agencies	4	3 337	1 016	253	69
733	Mailing, reproduction, commercial art and photography, and stenographic services	12	3 308	790	179	52
734	Services to dwellings and other buildings	23	3 397	1 931	441	346
735	Miscellaneous equipment rental and leasing	13	6 621	1 358	325	65
736	Personnel supply services	7	5 518	3 765	825	716
737	Computer programming, data processing, and other computer related services	14	19 355	6 607	1 505	270
7371, 2, 3	Computer programming, prepackaged software, and integrated systems	10	(D)	(D)	(D)	CC
7374, 5, 6	Data processing services	2	(D)	(D)	(D)	BB
7377, 8, 9	Computer rental and leasing, maintenance, and related services, n.e.c.	2	(D)	(D)	(D)	AA
738	Miscellaneous business services	27	10 832	3 186	752	249
75	Automotive repair, services, and parking	75	21 891	4 633	1 051	325
751	Automotive rental and leasing, without drivers	6	3 694	369	81	45
752	Automobile parking	1	(D)	(D)	(D)	AA
753	Automotive repair shops	57	16 173	3 649	816	194
7532	Top, body, and upholstery repair shops and paint shops	22	6 421	1 706	368	83
7538	General automotive repair shops	15	4 510	861	195	44
7533, 4, 6, 7, 9	Other automotive repair shops	20	5 242	1 082	253	67
754	Automotive services, except repair	11	(D)	(D)	(D)	BB
76	Miscellaneous repair services	28	8 811	2 390	548	130
762	Electrical repair shops	7	1 721	741	185	53
7622	Radio and television repair shops	1	(D)	(D)	(D)	AA
7623, 9	Other electrical and electronic repair shops	6	(D)	(D)	(D)	BB
763	Watch, clock, and jewelry repair	1	(D)	(D)	(D)	AA
764	Reupholstery and furniture repair	—	—	—	—	—
769	Miscellaneous repair and related services	20	(D)	(D)	(D)	BB
78, 79, 84	Amusement and recreation services, including motion pictures and museums	61	17 868	4 616	1 147	790
781, 2	Motion picture production, distribution, and services	2	(D)	(D)	(D)	AA
783	Motion picture theaters	4	2 465	279	70	51
784	Video tape rental	10	2 137	373	92	95
792	Theatrical producers (except motion picture), bands, orchestras, and entertainers	4	(D)	(D)	(D)	BB
793	Bowling centers	6	(D)	(D)	(D)	BB
79 ex. 792, 3; 84	Commercial sports and other amusement and recreation services, including museums	35	9 877	2 846	725	508
80	Health services	121	80 904	37 002	8 045	1 366
801	Offices and clinics of doctors of medicine	17	42 396	20 406	4 327	503
802	Offices and clinics of dentists	55	17 280	7 448	1 540	291
803	Offices and clinics of doctors of osteopathy	—	—	—	—	—
804	Offices and clinics of other health practitioners	34	7 940	2 767	683	165
805	Nursing and personal care facilities	3	7 267	4 096	954	324
806	Hospitals	—	—	—	—	—
807, 8, 9	Other health services	12	6 021	2 285	541	83
81	Legal services	45	18 212	8 110	1 740	280
823, 4, 9	Selected educational services	5	1 299	290	131	35
83	Social services	24	1 953	811	209	96
835	Child day care services	12	578	218	52	31
832, 3, 6, 9	Other social services	12	1 375	593	157	65
87 ex. 8733	Engineering, accounting, research, management, and related services (except noncommercial research organizations)	76	23 663	10 805	2 662	482
871	Engineering, architectural, and surveying services	21	9 611	5 056	1 191	164
872	Accounting, auditing, and bookkeeping services	40	11 117	4 305	1 017	232
873 ex. 8733	Research, development, and testing services (except noncommercial research organizations)	3	(D)	(D)	(D)	BB
874	Management and public relations services	12	(D)	(D)	(D)	BB
89	Services, n.e.c.	6	865	347	104	13

Table 7a. Summary Statistics for Firms Subject to Federal Income Tax for Metropolitan Areas: 1992—Con.

[Includes only establishments with payroll. For meaning of abbreviations and symbols, see introductory text. For explanation of terms and comparability of 1987 and 1992 censuses, see appendix A. For definitions of CMSA's, MSA's, and PMSA's, see appendix D]

SIC code	Geographic area and kind of business or operation	Establishments (number)	Receipts (\$1,000)	Annual payroll (\$1,000)	First-quarter payroll (\$1,000)	Paid employees for pay period including March 12 (number)
MINNEAPOLIS—ST. PAUL, MN—WI MSA						
	Total -----	20 706	15 026 102	6 166 797	1 380 874	265 183
70 ex. 704	Hotels, rooming houses, camps, and other lodging places (except membership lodging) -----	253	433 017	125 246	29 929	11 479
7011	Hotels and motels -----	208	422 868	123 098	29 522	11 210
7011 pt.	Hotels -----	89	352 265	105 765	25 697	8 858
7011 pt.	Hotels, 25 guestrooms or more -----	76	350 881	105 557	25 624	8 821
7011 pt.	Hotels, less than 25 guestrooms -----	13	1 384	208	73	37
7011 pt.	Motels, motor hotels, and tourist courts -----	119	70 603	17 333	3 825	2 352
7011 pt.	Motels, tourist courts -----	94	45 817	10 311	2 174	1 462
7011 pt.	Motor hotels -----	25	24 786	7 022	1 651	890
702, 3	Other lodging places -----	45	10 149	2 148	407	269
702	Rooming and boarding houses -----	16	5 640	1 186	301	143
703	Camps and recreational vehicle parks -----	29	4 509	962	106	126
7032	Sporting and recreational camps -----	9	1 992	454	72	95
7033	Recreational vehicle parks and campsites -----	20	2 517	508	34	31
72	Personal services -----	2 152	676 344	254 455	61 790	19 972
721	Laundry, cleaning, and garment services -----	501	185 041	67 277	15 491	4 993
7211	Power laundries, family and commercial* -----	17	5 042	2 531	611	204
7213	Linen supply* -----	14	34 312	14 319	3 311	662
7215	Coin-operated laundries and drycleaning -----	65	15 946	3 323	801	356
7215 pt.	Coin-operated laundries and drycleaning stores -----	60	7 701	2 207	534	309
7215 pt.	Coin-operated laundry routes -----	5	8 245	1 116	267	47
7216	Drycleaning plants, except rug cleaning* -----	206	58 582	21 835	5 079	2 139
7217	Carpet and upholstery cleaning -----	77	17 101	5 446	1 189	580
7218	Industrial laundrers* -----	10	39 131	14 477	3 311	617
7212, 9	Other laundry, cleaning, and garment services* -----	112	14 927	5 346	1 189	435
7212	Garment pressing, and agents for laundries and drycleaners -----	26	4 233	884	174	97
7219	Laundry and garment services, n.e.c.* -----	86	10 694	4 462	1 015	338
722	Photographic studios, portrait -----	156	186 349	66 396	16 300	3 219
723, 4	Beauty and barber shops -----	1 050	183 512	84 703	20 129	7 439
723	Beauty shops -----	1 011	173 475	81 312	19 251	7 280
724	Barber shops -----	39	10 037	3 391	878	159
725	Shoe repair shops and shoeshine parlors -----	39	4 302	1 353	322	103
726	Funeral service and crematories -----	116	58 771	16 561	3 904	658
729	Miscellaneous personal services -----	290	58 369	18 165	5 644	3 560
7291	Tax return preparation services -----	71	12 080	5 174	1 990	1 231
7299	Miscellaneous personal services, n.e.c. -----	219	46 289	12 991	3 654	2 329
7299 pt.	Massage parlors, tanning salons, and saunas -----	89	6 481	1 734	426	376
7299 pt.	Other personal services -----	130	39 808	11 257	3 228	1 953
7299 pt.	Diet and weight reducing services -----	32	20 393	4 356	1 639	1 094
7299 pt.	Formal wear rental -----	24	5 882	1 153	265	109
7299 pt.	Other personal services, n.e.c. -----	74	13 533	5 748	1 324	750
73	Business services -----	4 665	4 782 398	1 910 532	444 845	94 151
731	Advertising -----	380	427 935	163 747	38 961	4 102
7311	Advertising agencies -----	270	348 783	145 363	34 506	3 302
7312	Outdoor advertising services -----	15	26 497	5 108	1 184	165
7313	Radio, television, publishers' advertising representatives -----	44	25 553	6 731	1 624	215
7313 pt.	Radio, television advertising representatives -----	15	8 936	2 414	574	68
7313 pt.	Publishers' advertising representatives -----	29	16 617	4 317	1 050	147
7319	Advertising, n.e.c. -----	51	27 102	6 545	1 647	420
732	Consumer credit reporting agencies, mercantile reporting agencies, and adjustment and collection agencies -----	102	163 359	65 539	15 702	3 068
7322	Adjustment and collection services -----	83	99 704	51 140	12 375	2 216
7323	Credit reporting services -----	19	63 655	14 399	3 327	852
733	Mailing, reproduction, commercial art and photography, and stenographic services -----	673	358 970	119 154	26 723	4 974
7331	Direct mail advertising services -----	88	119 913	40 731	9 197	1 876
7331 pt.	Mailing list compilers, brokers, and managers -----	23	22 643	6 893	1 167	230
7331 pt.	Direct mail advertising services, except mailing list services -----	65	97 270	33 838	8 030	1 646
7334	Photocopying and duplicating services -----	59	58 833	15 877	3 920	868
7334 pt.	Blueprinting and photocopying services -----	56	(D)	(D)	(D)	FF
7334 pt.	Duplicating services, except printing and photocopying -----	3	(D)	(D)	(D)	AA
7335, 6	Commercial photography, art, and graphics -----	400	157 097	54 359	11 869	1 690
7335	Commercial photography -----	87	34 663	10 627	2 240	330
7336	Commercial art and graphic design -----	313	122 434	43 732	9 629	1 360
7336 pt.	Commercial art -----	64	14 441	5 273	1 131	174
7336 pt.	Graphic arts and related design -----	249	107 993	38 459	8 498	1 186
7338	Secretarial and court reporting services -----	126	23 127	8 187	1 737	540
734	Services to dwellings and other buildings -----	682	214 771	116 711	28 483	13 137
7342	Disinfecting and pest control services -----	23	23 407	10 709	2 072	339
7349	Building cleaning and maintenance services, n.e.c. -----	659	191 364	106 002	26 411	12 798
735	Miscellaneous equipment rental and leasing -----	205	240 069	65 911	15 810	2 711
7352	Medical equipment rental and leasing -----	21	39 214	8 449	2 362	401
7353	Heavy construction equipment rental and leasing -----	11	8 667	2 091	449	54
7353 pt.	Rental and leasing of heavy construction equipment without operators -----	7	(D)	(D)	(D)	BB
7353 pt.	Rental and leasing of heavy construction equipment with operators -----	4	(D)	(D)	(D)	BB
7359	Equipment rental and leasing, n.e.c. -----	173	192 188	55 371	12 999	2 256
7359 pt.	Equipment rental -----	150	129 535	36 463	8 905	1 681
7359 pt.	Rent-to-own -----	11	6 258	1 101	251	75
7359 pt.	Equipment rental, except rent-to-own -----	139	123 277	35 362	8 654	1 606
7359 pt.	Equipment leasing, except finance leasing -----	23	62 653	18 908	4 094	575

Table 7a. Summary Statistics for Firms Subject to Federal Income Tax for Metropolitan Areas: 1992 — Con.

[Includes only establishments with payroll. For meaning of abbreviations and symbols, see introductory text. For explanation of terms and comparability of 1987 and 1992 censuses, see appendix A. For definitions of CMSA's, MSA's, and PMSA's, see appendix D]

SIC code	Geographic area and kind of business or operation	Establishments (number)	Receipts (\$1,000)	Annual payroll (\$1,000)	First-quarter payroll (\$1,000)	Paid employees for pay period including March 12 (number)
MINNEAPOLIS-ST. PAUL, MN-WI MSA — Con.						
73	Business services — Con.					
736	Personnel supply services	460	563 507	389 337	80 090	30 355
7361	Employment agencies	173	48 779	24 704	4 815	759
7363	Help supply services	287	514 728	364 633	75 275	29 596
7363 pt.	Temporary help supply	245	427 126	301 489	62 450	26 907
7363 pt.	Help supply, except temporary	42	87 602	63 144	12 825	2 689
7363 pt.	Employee leasing	21	28 059	19 820	4 224	996
7363 pt.	Other help supply services	21	59 543	43 324	8 601	1 693
737	Computer programming, data processing, and other computer related services	1 199	2 037 221	724 239	176 537	18 909
7371, 2, 3	Computer programming, prepackaged software, and integrated systems	777	1 093 645	422 329	102 555	9 602
7371	Computer programming services	544	563 016	263 536	64 701	5 446
7372	Prepackaged software	132	267 895	79 537	19 423	1 911
7373	Computer integrated systems	101	262 734	79 256	18 431	2 245
7374, 5, 6	Data processing services	147	565 248	160 610	39 960	5 495
7374, 5	Computer processing, information retrieval	140	554 090	157 608	39 324	5 423
7374	Computer processing and data preparation and processing services	122	518 863	145 052	36 048	5 013
7375	Information retrieval services	18	35 227	12 556	3 276	410
7376	Computer facilities management services	7	11 158	3 002	636	72
7377, 8, 9	Computer rental and leasing, maintenance, and related services, n.e.c.	275	378 328	141 300	34 022	3 812
7377	Computer rental and leasing	17	37 864	4 477	1 111	95
7378	Computer maintenance and repair	77	253 759	96 559	24 264	2 693
7379	Computer related services, n.e.c.	181	86 705	40 264	8 647	1 024
7379 pt.	Computer consultants	146	60 288	32 016	6 854	628
7379 pt.	Miscellaneous computer services, n.e.c.	35	26 417	8 248	1 793	396
738	Miscellaneous business services	964	776 566	265 894	62 539	16 895
7381, 2	Detective agencies and protective services	121	124 118	71 426	17 037	5 015
7381	Detective, guard, and armored car services	98	85 561	56 548	13 362	4 458
7381 pt.	Detective agencies and guard services	94	(D)	(D)	(D)	HH
7381 pt.	Armored car services	4	(D)	(D)	(D)	CC
7382	Security systems services	23	38 557	14 878	3 675	557
7383	News syndicates	11	6 627	1 572	365	44
7384	Photofinishing laboratories*	86	89 178	28 565	7 124	1 859
7384 pt.	Photofinishing laboratories, except "one-hour" (mini) labs*	43	60 648	20 854	5 089	1 086
7384 pt.	One-hour (mini) photofinishing*	43	28 530	7 711	2 035	773
7389	Business services, n.e.c.	746	556 643	164 331	38 013	9 977
7389 pt.	Sign painting shops	34	5 537	2 028	564	136
7389 pt.	Interior designing	79	23 234	5 548	1 168	232
7389 pt.	Telephone answering services	36	8 270	3 625	799	287
7389 pt.	Other business services	597	519 602	153 130	35 482	9 322
7389 pt.	Water softening and conditioning services	27	31 646	9 037	2 196	378
7389 pt.	Packaging and labeling services	41	56 614	18 872	4 280	1 426
7389 pt.	Trading stamp services	-	-	-	-	-
7389 pt.	Miscellaneous business services	529	431 342	125 221	29 006	7 518
7389 pt.	Convention and trade show services	38	42 126	12 789	3 012	715
7389 pt.	Private mail centers	25	6 823	942	207	82
7389 pt.	Miscellaneous business services, n.e.c.	466	382 393	111 490	25 787	6 721
75	Automotive repair, services, and parking	1 721	898 006	217 491	51 500	11 840
751	Automotive rental and leasing, without drivers	106	247 571	38 997	9 244	1 740
7513	Truck rental and leasing, without drivers	48	(D)	(D)	(D)	FF
7513 pt.	Truck rental, without drivers	23	47 207	16 745	3 691	619
7513 pt.	Truck leasing, except finance leasing	25	(D)	(D)	(D)	CC
7514, 5	Passenger car rental and leasing	56	163 103	16 339	4 147	872
7514	Passenger car rental	40	105 143	12 881	3 230	788
7515	Passenger car leasing	16	57 960	3 458	917	84
7519	Utility trailer and recreational vehicle rental	2	(D)	(D)	(D)	AA
752	Automobile parking	141	78 196	13 428	3 346	1 011
7521 pt.	Parking lots	96	39 970	5 565	1 377	462
7521 pt.	Parking structures	45	38 226	7 863	1 969	549
753	Automotive repair shops	1 182	475 148	137 689	31 969	5 873
7532	Top, body, and upholstery repair shops and paint shops	341	157 683	47 577	11 247	1 889
7532 pt.	Top and body repair shops	321	152 616	46 096	11 007	1 823
7532 pt.	Paint shops	20	5 067	1 481	240	66
7538	General automotive repair shops	560	190 001	54 461	12 789	2 568
7538 pt.	General automotive repair shops, except diesel	494	149 581	41 588	9 600	1 971
7538 pt.	Diesel repair shops	66	40 420	12 873	3 189	597
7533, 4, 6, 7, 9	Other automotive repair shops	281	127 464	35 651	7 933	1 416
7533	Automotive exhaust system repair shops	61	34 592	9 423	2 019	366
7534	Tire retreading and repair shops	8	5 044	1 218	276	52
7536	Automotive glass replacement shops	77	39 045	10 253	2 175	383
7537	Automotive transmission repair shops	55	15 531	4 712	1 105	209
7539	Automotive repair shops, n.e.c.	80	33 252	10 045	2 358	406
7539 pt.	Radiator repair	16	3 781	976	228	50
7539 pt.	Brake, front end, and wheel alignment	26	13 383	4 535	1 046	159
7539 pt.	Automotive electrical and fuel system services	23	6 472	2 168	541	91
7539 pt.	Carburetor repair shops	12	3 864	1 159	299	45
7539 pt.	Automotive electrical repair shops	11	2 608	1 009	242	46
7539 pt.	Other automotive repair shops, n.e.c.	15	9 616	2 366	543	106
754	Automotive services, except repair	292	97 091	27 377	6 941	3 216
7542	Carwashes	143	43 356	14 131	3 784	1 970
7549	Automotive services, except repair and carwashes	149	53 735	13 246	3 157	1 246
7549 pt.	Lubrication shops	68	27 197	5 677	1 418	608
7549 pt.	Other automotive services	81	26 538	7 569	1 739	638
7549 pt.	Towing services	48	14 718	4 740	1 161	371
7549 pt.	Other automotive services, n.e.c.	33	11 820	2 829	578	267

Table 7a. Summary Statistics for Firms Subject to Federal Income Tax for Metropolitan Areas: 1992 — Con.

[Includes only establishments with payroll. For meaning of abbreviations and symbols, see introductory text. For explanation of terms and comparability of 1987 and 1992 censuses, see appendix A. For definitions of CMSA's, MSA's, and PMSA's, see appendix D]

SIC code	Geographic area and kind of business or operation	Establishments (number)	Receipts (\$1,000)	Annual payroll (\$1,000)	First-quarter payroll (\$1,000)	Paid employees for pay period including March 12 (number)
MINNEAPOLIS—ST. PAUL, MN—WI MSA—Con.						
76	Miscellaneous repair services -----	750	312 316	102 361	23 086	4 251
762	Electrical repair shops -----	187	99 208	34 681	8 424	1 462
7622	Radio and television repair shops -----	47	18 279	6 191	1 608	303
7623, 9	Other electrical and electronic repair shops -----	140	80 929	28 490	6 816	1 159
7623	Refrigeration and air-conditioning service and repair shops -----	32	23 553	6 922	1 680	262
7629	Electrical and electronic repair shops, n.e.c. -----	108	57 376	21 568	5 136	897
763	Watch, clock, and jewelry repair -----	17	3 352	1 241	307	64
764	Reupholstery and furniture repair -----	79	13 671	4 500	978	281
769	Miscellaneous repair and related services -----	467	196 085	61 939	13 377	2 444
7692	Welding repair -----	52	33 461	11 049	2 004	355
7694	Armature rewinding shops -----	13	10 206	2 712	626	108
7699	Repair shops and related services, n.e.c. -----	402	152 418	48 178	10 747	1 981
7699 pt.	Farm machinery and equipment repair -----	10	1 370	279	63	15
7699 pt.	Lawnmower and other small gasoline engine repair -----	25	4 567	877	187	50
7699 pt.	Sewer and septic tank cleaning services -----	39	13 779	4 559	1 069	207
7699 pt.	Other repair and related services, n.e.c. -----	328	132 702	42 463	9 428	1 709
78, 79, 84	Amusement and recreation services, including motion pictures and museums -----	1 403	931 525	327 160	64 627	19 509
781, 2	Motion picture production, distribution, and services -----	172	175 594	38 660	8 994	1 298
7812 pt.	Motion picture production, except for television -----	78	39 252	12 216	2 817	417
7812 pt.	Motion picture and tape production for television -----	42	36 404	10 271	2 371	291
7819	Services allied to motion picture production -----	34	(D)	(D)	(D)	EE
7822 pt.	Motion picture film and tape distributors -----	17	68 658	7 476	1 742	237
7822 pt.	Motion picture film exchanges -----	11	14 277	3 889	881	120
7822 pt.	Video tape wholesalers -----	6	54 381	3 587	861	117
7822 pt.	Film and tape distribution for television -----	1	(D)	(D)	(D)	AA
7829	Services allied to motion picture distribution -----	—	—	—	—	—
783	Motion picture theaters -----	68	63 547	8 465	1 957	1 311
7832	Motion picture theaters, except drive-in -----	62	62 493	8 324	1 950	1 310
7833	Drive-in motion picture theaters -----	6	1 054	141	7	1
784	Video tape rental -----	307	57 124	12 850	2 867	2 184
792	Theatrical producers (except motion picture), bands, orchestras, and entertainers -----	123	100 978	27 661	4 739	1 145
7922	Theatrical producers (except motion picture) and miscellaneous theatrical services -----	65	71 024	17 525	2 985	734
7922 pt.	Producers of live theatrical productions -----	22	49 483	11 306	1 916	487
7922 pt.	Producers of radio and television shows, except tape producers -----	6	1 325	353	107	28
7922 pt.	Artists' and entertainers' managers or agents, concert bureaus, booking agents -----	23	12 085	3 558	463	98
7922 pt.	Other theatrical services -----	14	8 131	2 308	499	121
7929	Bands, orchestras, actors, and other entertainers and entertainment groups -----	58	29 954	10 136	1 754	411
7929 pt.	Dance groups and artists -----	1	(D)	(D)	(D)	AA
7929 pt.	Symphony orchestras, opera companies, and chamber music organizations -----	—	—	—	—	—
7929 pt.	Other music and entertainment presentations -----	57	(D)	(D)	(D)	EE
7929 pt.	Other music groups and artists -----	28	(D)	(D)	(D)	CC
7929 pt.	Other entertainers and entertainment groups -----	29	21 856	6 284	969	196
793	Bowling centers -----	92	46 592	13 393	3 844	1 999
79 ex. 792, 3, 84	Commercial sports and other amusement and recreation services, including museums -----	641	487 690	226 131	42 226	11 572
794	Commercial sports -----	30	102 373	114 830	18 829	1 799
7941	Professional sports clubs, managers, promoters -----	14	74 462	108 267	17 666	1 283
7941 pt.	Baseball clubs -----	1	(D)	(D)	(D)	CC
7941 pt.	Football clubs -----	1	(D)	(D)	(D)	BB
7941 pt.	Other professional sports clubs -----	2	(D)	(D)	(D)	EE
7941 pt.	Managers and promoters -----	10	7 881	1 605	524	733
7948	Racing, including track operation -----	16	27 911	6 563	1 163	516
7948 pt.	Auto racetrack operation -----	8	(D)	(D)	(D)	AA
7948 pt.	Horse racetrack operation -----	1	(D)	(D)	(D)	CC
7948 pt.	Dog racetrack operation -----	1	(D)	(D)	(D)	EE
7948 pt.	Racing stables and racing, n.e.c. -----	6	681	108	21	12
79 ex. 792, 3, 4, 84	Other amusement and recreation services, including museums -----	611	385 317	111 301	23 397	9 773
791	Dance studios, schools, and halls -----	73	11 008	2 751	636	391
7991	Physical fitness facilities -----	86	58 737	19 562	4 961	2 105
7991 pt.	Physical fitness centers, except gymnasiums and athletic clubs -----	71	39 675	12 760	3 233	1 387
7991 pt.	Gymnasiums and athletic clubs -----	15	19 062	6 802	1 728	718
7992	Public golf courses -----	45	19 933	5 440	556	259
7993	Coin-operated amusement devices -----	33	12 177	2 306	597	279
7996	Amusement parks -----	13	(D)	(D)	(D)	CC
7997	Membership sports and recreation clubs -----	100	106 688	35 674	8 135	3 356
7999, 84	Amusement and recreation services, including museums, n.e.c. -----	261	(D)	(D)	(D)	HH
7999 pt.	Concession operators of amusement devices and rides -----	12	(D)	(D)	(D)	BB
7999 pt.	Carnivals, circuses, and fairs -----	7	4 071	1 107	201	40
7999 pt.	Carnivals and circuses -----	4	(D)	(D)	(D)	AA
7999 pt.	Fairs -----	3	(D)	(D)	(D)	BB
7999 pt., 84	Other recreation and amusements, including museums -----	242	142 172	39 188	7 896	3 195
84	Museums, art galleries, and botanical and zoological gardens -----	2	(D)	(D)	(D)	BB
841	Museums and art galleries -----	2	(D)	(D)	(D)	BB
842	Arboreta and botanical or zoological gardens -----	—	—	—	—	—
7999 pt.	Roller skating rinks -----	16	4 524	1 217	338	313
7999 pt.	Ice skating rinks -----	3	(D)	(D)	(D)	BB
7999 pt.	Other amusement and recreation services, n.e.c. -----	221	136 023	37 283	7 378	2 836

SERVICE INDUSTRIES—GEOGRAPHIC AREA SERIES

MINNESOTA MN—75

Table 7a. Summary Statistics for Firms Subject to Federal Income Tax for Metropolitan Areas: 1992—Con.

[Includes only establishments with payroll. For meaning of abbreviations and symbols, see introductory text. For explanation of terms and comparability of 1987 and 1992 censuses, see appendix A. For definitions of CMSA's, MSA's, and PMSA's, see appendix D]

SIC code	Geographic area and kind of business or operation	Establishments (number)	Receipts (\$1,000)	Annual payroll (\$1,000)	First-quarter payroll (\$1,000)	Paid employees for pay period including March 12 (number)
MINNEAPOLIS-ST. PAUL, MN-WI MSA—Con.						
80	Health services -----	3 723	2 897 946	1 500 077	327 393	49 923
801	Offices and clinics of doctors of medicine -----	1 030	1 426 721	837 424	173 229	14 612
8011 pt.	Offices of doctors of medicine -----	1 002	1 373 381	810 244	167 517	13 847
8011 pt.	General medical clinics -----	28	53 340	27 180	5 712	765
802	Offices and clinics of dentists -----	1 203	457 388	192 635	42 765	7 437
8021 pt.	Offices of dentists -----	1 193	(D)	(D)	(D)	II
8021 pt.	Dental clinics -----	10	(D)	(D)	(D)	EE
803	Offices and clinics of doctors of osteopathy -----	6	(D)	(D)	(D)	AA
8031 pt.	Offices of osteopathic physicians -----	6	(D)	(D)	(D)	AA
8031 pt.	Osteopathic clinics -----	-	-	-	-	-
804	Offices and clinics of other health practitioners -----	899	217 923	78 235	18 221	3 990
8041	Offices and clinics of chiropractors -----	493	104 079	30 232	6 854	1 626
8042	Offices and clinics of optometrists -----	129	31 673	9 048	2 034	509
8043	Offices and clinics of podiatrists -----	34	6 638	2 437	542	106
8049	Offices and clinics of health practitioners, n.e.c. -----	243	75 533	36 518	8 791	1 749
805	Nursing and personal care facilities -----	235	442 997	234 830	58 118	15 513
8051	Skilled nursing care facilities -----	108	389 502	205 052	51 103	13 195
8052	Intermediate care facilities -----	110	46 371	26 516	6 468	2 117
8059	Nursing and personal care facilities, n.e.c. -----	17	7 124	3 262	547	201
806	Hospitals -----	1	(D)	(D)	(D)	CC
8062	General medical and surgical hospitals -----	-	-	-	-	-
8063, 9	Specialty hospitals -----	1	(D)	(D)	(D)	CC
8063	Psychiatric hospitals -----	1	(D)	(D)	(D)	CC
8069	Specialty hospitals, except psychiatric -----	-	-	-	-	-
807, 8, 9	Other health services -----	349	347 164	154 324	34 319	8 174
807	Medical and dental laboratories -----	148	115 550	44 876	9 572	1 577
8071	Medical laboratories -----	46	70 436	23 188	4 561	622
8072	Dental laboratories -----	102	45 114	21 688	5 011	955
808	Home health care services -----	69	118 390	62 104	14 147	4 508
809	Miscellaneous health and allied services, n.e.c. -----	132	113 224	47 344	10 600	2 089
8092	Kidney dialysis centers -----	1	(D)	(D)	(D)	AA
8093	Specialty outpatient facilities, n.e.c. -----	100	87 885	39 870	8 886	1 801
8099	Health and allied services, n.e.c. -----	31	(D)	(D)	(D)	EE
81	Legal services -----	1 402	1 341 728	593 727	118 888	12 900
823, 4, 9	Selected educational services -----	236	118 659	40 192	9 385	1 934
823	Libraries -----	3	(D)	(D)	(D)	AA
824	Vocational schools -----	55	64 142	22 289	5 252	940
8243	Data processing schools -----	19	26 182	8 502	1 910	233
8244	Business and secretarial schools -----	9	8 171	3 255	744	180
8249	Vocational schools, n.e.c. -----	27	29 789	10 532	2 598	527
829	Schools and educational services, n.e.c. -----	178	(D)	(D)	(D)	FF
83	Social services -----	1 001	269 035	117 996	27 828	9 606
835	Child day care services -----	570	90 383	38 615	9 034	4 489
832, 3, 6, 9	Other social services -----	431	178 652	79 381	18 794	5 117
832	Individual and family social services -----	112	66 020	24 474	5 889	1 170
833	Job training and vocational rehabilitation services -----	77	35 254	18 822	4 107	632
836	Residential care -----	214	72 193	34 367	8 413	3 210
839	Social services, n.e.c. -----	28	5 185	1 718	385	105
87 ex. 8733	Engineering, accounting, research, management, and related services (except noncommercial research organizations) -----	3 190	2 256 147	935 595	212 085	28 296
871	Engineering, architectural, and surveying services -----	849	725 291	331 609	71 304	8 700
8711	Engineering services -----	543	481 516	221 289	48 620	5 731
8712	Architectural services -----	243	224 562	100 645	20 689	2 623
8713	Surveying services -----	63	19 213	9 675	1 995	346
872	Accounting, auditing, and bookkeeping services -----	885	494 530	198 593	48 265	7 438
873 ex. 8733	Research, development, and testing services (except noncommercial research organizations) -----	207	213 226	84 983	20 073	3 157
8731	Commercial physical and biological research -----	59	55 110	22 565	5 639	513
8731 pt.	Commercial physical research -----	25	20 312	8 269	2 407	172
8731 pt.	Commercial medical and biological research -----	34	34 798	14 296	3 232	341
8732	Commercial economic, sociological, and educational research -----	101	92 730	33 505	7 191	1 755
8734	Testing laboratories -----	47	65 386	28 913	7 243	889
874	Management and public relations services -----	1 249	823 100	320 410	72 443	9 001
8741	Management services -----	248	297 066	116 540	26 525	3 418
8742	Management consulting services -----	683	332 354	131 306	29 442	3 204
8743	Public relations services -----	85	(D)	(D)	(D)	EE
8744	Facilities support management services -----	3	(D)	(D)	(D)	FF
8748	Business consulting services, n.e.c. -----	230	65 512	28 511	6 042	903
89	Services, n.e.c. -----	210	108 981	41 965	9 518	1 322
8999 pt.	Scientific and related consulting services, except environmental -----	49	17 193	7 624	1 648	185
8999 pt.	Other services -----	161	91 788	34 341	7 870	1 137
8999 pt.	Environmental consulting -----	40	67 734	26 720	6 174	856
8999 pt.	Authors, composers, and other arts-related services -----	54	14 721	5 129	1 186	146
8999 pt.	Other services, n.e.c. -----	67	9 333	2 492	510	135

Table 7a. Summary Statistics for Firms Subject to Federal Income Tax for Metropolitan Areas: 1992—Con.

[Includes only establishments with payroll. For meaning of abbreviations and symbols, see introductory text. For explanation of terms and comparability of 1987 and 1992 censuses, see appendix A. For definitions of CMSA's, MSA's, and PMSA's, see appendix D]

SIC code	Geographic area and kind of business or operation	Establishments (number)	Receipts (\$1,000)	Annual payroll (\$1,000)	First-quarter payroll (\$1,000)	Paid employees for pay period including March 12 (number)
ROCHESTER, MN MSA						
	Total	623	349 157	134 375	31 007	7 965
70 ex. 704	Hotels, rooming houses, camps, and other lodging places (except membership lodging)	43	65 186	17 629	4 264	1 542
7011	Hotels and motels	37	63 615	17 403	4 214	1 514
7011 pt.	Hotels	14	49 168	13 919	3 476	1 079
7011 pt.	Motels, motor hotels, and tourist courts	23	14 447	3 484	738	435
702, 3	Other lodging places	6	1 571	226	50	28
72	Personal services	92	25 152	9 485	2 393	858
721	Laundry, cleaning, and garment services	18	8 825	3 616	953	287
7211	Power laundries, family and commercial*	2	(D)	(D)	(D)	CC
7213	Linen supply*	—	—	—	—	—
7215	Coin-operated laundries and drycleaning	4	385	60	14	8
7216	Drycleaning plants, except rug cleaning*	7	(D)	(D)	(D)	BB
7217	Carpet and upholstery cleaning	4	515	128	29	20
7218	Industrial laundriers*	—	—	—	—	—
7212, 9	Other laundry, cleaning, and garment services*	1	(D)	(D)	(D)	AA
722	Photographic studios, portrait	10	1 238	249	51	33
723, 4	Beauty and barber shops	44	7 031	3 207	781	295
723	Beauty shops	42	(D)	(D)	(D)	EE
724	Barber shops	2	(D)	(D)	(D)	AA
725	Shoe repair shops and shoeshine parlors	2	(D)	(D)	(D)	AA
726	Funeral service and crematories	3	(D)	(D)	(D)	BB
729	Miscellaneous personal services	15	6 311	1 623	446	216
73	Business services	94	84 285	37 524	8 269	1 842
731	Advertising	8	3 163	1 262	262	39
732	Consumer credit reporting agencies, mercantile reporting agencies, and adjustment and collection agencies	3	(D)	(D)	(D)	BB
733	Mailing, reproduction, commercial art and photography, and stenographic services	5	501	241	50	22
734	Services to dwellings and other buildings	24	8 022	2 436	590	389
735	Miscellaneous equipment rental and leasing	8	2 946	828	202	47
736	Personnel supply services	9	12 089	8 383	1 569	634
737	Computer programming, data processing, and other computer related services	17	44 280	20 140	4 632	481
7371, 2, 3	Computer programming, prepackaged software, and integrated systems	8	41 011	18 950	4 359	436
7374, 5, 6	Data processing services	3	1 186	375	77	11
7377, 8, 9	Computer rental and leasing, maintenance, and related services, n.e.c.	6	2 083	815	196	34
738	Miscellaneous business services	20	(D)	(D)	(D)	CC
75	Automotive repair, services, and parking	67	27 220	6 462	1 516	428
751	Automotive rental and leasing, without drivers	4	(D)	(D)	(D)	BB
752	Automobile parking	4	(D)	(D)	(D)	BB
753	Automotive repair shops	46	21 522	4 741	1 080	231
7532	Top, body, and upholstery repair shops and paint shops	14	4 892	1 224	289	61
7538	General automotive repair shops	23	7 828	1 949	458	106
7533, 4, 6, 7, 9	Other automotive repair shops	9	8 802	1 568	333	64
754	Automotive services, except repair	13	4 069	1 160	315	140
76	Miscellaneous repair services	23	6 395	1 895	468	109
762	Electrical repair shops	11	2 788	1 096	275	61
7622	Radio and television repair shops	2	(D)	(D)	(D)	AA
7623, 9	Other electrical and electronic repair shops	9	(D)	(D)	(D)	BB
763	Watch, clock, and jewelry repair	—	—	—	—	—
764	Reupholstery and furniture repair	2	(D)	(D)	(D)	AA
769	Miscellaneous repair and related services	10	(D)	(D)	(D)	BB
78, 79, 84	Amusement and recreation services, including motion pictures and museums	51	19 027	4 571	1 078	533
781, 2	Motion picture production, distribution, and services	4	(D)	(D)	(D)	BB
783	Motion picture theaters	4	(D)	(D)	(D)	BB
784	Video tape rental	4	(D)	(D)	(D)	AA
792	Theatrical producers (except motion picture), bands, orchestras, and entertainers	1	(D)	(D)	(D)	AA
793	Bowling centers	5	(D)	(D)	(D)	BB
79 ex. 792, 3, 84	Commercial sports and other amusement and recreation services, including museums	33	12 675	3 277	754	324
80	Health services	96	63 295	31 319	7 438	1 535
801	Offices and clinics of doctors of medicine	9	(D)	(D)	(D)	EE
802	Offices and clinics of dentists	48	18 325	7 285	1 757	316
803	Offices and clinics of doctors of osteopathy	—	—	—	—	—
804	Offices and clinics of other health practitioners	20	4 586	1 632	355	122
805	Nursing and personal care facilities	6	11 396	6 109	1 443	436
806	Hospitals	—	—	—	—	—
807, 8, 9	Other health services	13	(D)	(D)	(D)	EE
81	Legal services	48	20 347	8 280	1 654	265
823, 4, 9	Selected educational services	9	(D)	(D)	(D)	BB

SERVICE INDUSTRIES—GEOGRAPHIC AREA SERIES

MINNESOTA MN-77

Table 7a. Summary Statistics for Firms Subject to Federal Income Tax for Metropolitan Areas: 1992—Con.

[Includes only establishments with payroll. For meaning of abbreviations and symbols, see introductory text. For explanation of terms and comparability of 1987 and 1992 censuses, see appendix A. For definitions of CMSA's, MSA's, and PMSA's, see appendix D]

SIC code	Geographic area and kind of business or operation	Establishments (number)	Receipts (\$1,000)	Annual payroll (\$1,000)	First-quarter payroll (\$1,000)	Paid employees for pay period including March 12 (number)
ROCHESTER, MN MSA—Con.						
83	Social services	45	8 488	3 579	868	326
835	Child day care services	20	4 068	1 802	427	196
832, 3, 6, 9	Other social services	25	4 420	1 777	441	130
87 ex. 8733	Engineering, accounting, research, management, and related services (except noncommercial research organizations)	53	28 160	13 183	2 971	474
871	Engineering, architectural, and surveying services	18	16 560	8 286	1 675	247
872	Accounting, auditing, and bookkeeping services	24	9 342	3 709	1 018	181
873 ex. 8733	Research, development, and testing services (except noncommercial research organizations)	1	(D)	(D)	(D)	AA
874	Management and public relations services	10	(D)	(D)	(D)	BB
89	Services, n.e.c.	2	(D)	(D)	(D)	AA
ST. CLOUD, MN MSA						
Total		933	411 101	167 246	36 600	9 187
70 ex. 704	Hotels, rooming houses, camps, and other lodging places (except membership lodging)	35	18 774	4 884	1 123	742
7011	Hotels and motels	27	16 794	4 343	1 018	681
7011 pt.	Hotels	8	6 796	2 005	478	272
7011 pt.	Motels, motor hotels, and tourist courts	19	9 998	2 338	540	409
702, 3	Other lodging places	8	1 980	541	105	61
72	Personal services	128	26 869	8 534	1 998	748
721	Laundry, cleaning, and garment services	27	10 038	3 126	677	255
7211	Power laundries, family and commercial*	—	—	—	—	—
7213	Linen supply*	—	—	—	—	—
7215	Coin-operated laundries and drycleaning	6	(D)	(D)	(D)	BB
7216	Drycleaning plants, except rug cleaning*	10	1 774	720	167	76
7217	Carpet and upholstery cleaning	7	(D)	(D)	(D)	AA
7218	Industrial laundries*	2	(D)	(D)	(D)	CC
7212, 9	Other laundry, cleaning, and garment services*	2	(D)	(D)	(D)	AA
722	Photographic studios, portrait	12	1 870	451	106	46
723, 4	Beauty and barber shops	49	7 709	3 114	743	293
723	Beauty shops	48	(D)	(D)	(D)	EE
724	Barber shops	1	(D)	(D)	(D)	AA
725	Shoe repair shops and shoeshine parlors	2	(D)	(D)	(D)	AA
726	Funeral service and crematories	11	4 537	1 268	290	52
729	Miscellaneous personal services	27	(D)	(D)	(D)	CC
73	Business services	128	67 631	22 566	4 878	1 957
731	Advertising	10	4 374	1 001	248	48
732	Consumer credit reporting agencies, mercantile reporting agencies, and adjustment and collection agencies	8	5 124	1 797	407	83
733	Mailing, reproduction, commercial art and photography, and stenographic services	16	4 800	1 627	349	133
734	Services to dwellings and other buildings	26	5 679	2 872	689	499
735	Miscellaneous equipment rental and leasing	7	2 955	616	133	38
736	Personnel supply services	8	8 432	5 786	1 043	548
737	Computer programming, data processing, and other computer related services	21	26 594	6 018	1 388	208
7371, 2, 3	Computer programming, prepackaged software, and integrated systems	14	21 307	4 298	973	134
7374, 5, 6	Data processing services	4	2 984	1 040	259	54
7377, 8, 9	Computer rental and leasing, maintenance, and related services, n.e.c.	3	2 303	680	156	20
738	Miscellaneous business services	32	9 673	2 849	621	400
75	Automotive repair, services, and parking	98	34 445	7 107	1 612	485
751	Automotive rental and leasing, without drivers	3	(D)	(D)	(D)	AA
752	Automobile parking	—	—	—	—	—
753	Automotive repair shops	82	27 629	5 873	1 336	346
7532	Top, body, and upholstery repair shops and paint shops	23	7 097	1 867	379	97
7538	General automotive repair shops	42	14 372	2 514	598	167
7533, 4, 6, 7, 9	Other automotive repair shops	17	6 160	1 492	359	82
754	Automotive services, except repair	13	(D)	(D)	(D)	CC
76	Miscellaneous repair services	48	15 927	4 395	1 038	295
762	Electrical repair shops	10	5 091	1 891	463	128
7622	Radio and television repair shops	2	(D)	(D)	(D)	AA
7623, 9	Other electrical and electronic repair shops	8	(D)	(D)	(D)	CC
763	Watch, clock, and jewelry repair	1	(D)	(D)	(D)	AA
764	Reupholstery and furniture repair	4	(D)	(D)	(D)	AA
769	Miscellaneous repair and related services	33	10 638	2 473	568	163

Table 7a. Summary Statistics for Firms Subject to Federal Income Tax for Metropolitan Areas: 1992 — Con.

[Includes only establishments with payroll. For meaning of abbreviations and symbols, see introductory text. For explanation of terms and comparability of 1987 and 1992 censuses, see appendix A. For definitions of CMSA's, MSA's, and PMSA's, see appendix D]

SIC code	Geographic area and kind of business or operation	Establishments (number)	Receipts (\$1,000)	Annual payroll (\$1,000)	First-quarter payroll (\$1,000)	Paid employees for pay period including March 12 (number)
	ST. CLOUD, MN MSA — Con.					
78, 79, 84	Amusement and recreation services, including motion pictures and museums	86	21 864	4 768	1 054	807
781, 2	Motion picture production, distribution, and services	3	(D)	(D)	(D)	AA
783	Motion picture theaters	6	(D)	(D)	(D)	BB
784	Video tape rental	18	2 534	429	103	101
792	Theatrical producers (except motion picture), bands, orchestras, and entertainers	2	(D)	(D)	(D)	AA
793	Bowling centers	11	2 262	550	175	104
79 ex. 792, 3; 84	Commercial sports and other amusement and recreation services, including museums	46	13 053	3 215	636	513
80	Health services	210	151 577	82 656	18 102	2 612
801	Offices and clinics of doctors of medicine	62	79 333	49 121	10 598	886
802	Offices and clinics of dentists	66	25 288	11 532	2 491	410
803	Offices and clinics of doctors of osteopathy	1	(D)	(D)	(D)	AA
804	Offices and clinics of other health practitioners	61	16 021	7 391	1 405	258
805	Nursing and personal care facilities	8	15 211	8 312	2 122	695
806	Hospitals	—	—	—	—	—
807, 8, 9	Other health services	12	(D)	(D)	(D)	EE
81	Legal services	45	28 440	12 871	2 668	359
823, 4, 9	Selected educational services	3	(D)	(D)	(D)	BB
83	Social services	61	7 175	3 217	706	357
835	Child day care services	37	3 147	1 478	388	196
832, 3, 6, 9	Other social services	24	4 028	1 739	318	161
87 ex. 8733	Engineering, accounting, research, management, and related services (except noncommercial research organizations)	90	38 032	16 126	3 397	799
871	Engineering, architectural, and surveying services	22	16 979	7 257	1 492	409
872	Accounting, auditing, and bookkeeping services	38	14 937	5 860	1 370	268
873 ex. 8733	Research, development, and testing services (except noncommercial research organizations)	5	636	223	66	15
874	Management and public relations services	25	5 480	2 786	469	107
89	Services, n.e.c.	1	(D)	(D)	(D)	AA

Table 7b. Summary Statistics for Firms Exempt From Federal Income Tax for Metropolitan Areas: 1992

[Includes only establishments with payroll. For meaning of abbreviations and symbols, see introductory text. For explanation of terms and comparability of 1987 and 1992 censuses, see appendix A. For definitions of CMSA's, MSA's, and PMSA's, see appendix D]

SIC code	Geographic area and kind of business or operation	Establishments (number)	Revenue (\$1,000)	Annual payroll (\$1,000)	First-quarter payroll (\$1,000)	Paid employees for pay period including March 12 (number)
	DULUTH—SUPERIOR, MN—WI MSA					
	Total	391	547 486	246 186	73 659	12 322
7032, 704	Camps and membership lodging	4	2 323	792	121	44
792, 7991 pt., 7997, 7999 pt., 84	Selected amusement, recreation, and related services	21	7 090	1 936	381	225
8011 pt.; 8021 pt.; 805, 6, 8, 9	Selected health services	54	424 663	209 196	64 906	8 618
8111 pt.	Legal aid societies and similar legal services	3	(D)	(D)	(D)	BB
823, 4, 9	Selected educational services	7	3 517	1 573	319	70
83	Social services	135	64 383	23 229	5 622	2 167
835	Child day care services	13	1 297	846	202	87
832, 3, 6, 9	Other social services	122	63 086	22 383	5 420	2 080
861, 2, 4, 9	Selected membership organizations	162	41 662	8 012	1 950	1 138
873, 4 ex. 8744	Research, testing, and consulting services, except facilities support management services	5	(D)	(D)	(D)	BB

SERVICE INDUSTRIES—GEOGRAPHIC AREA SERIES

MINNESOTA MN—79

Table 7b. **Summary Statistics for Firms Exempt From Federal Income Tax for Metropolitan Areas: 1992—Con.**

[Includes only establishments with payroll. For meaning of abbreviations and symbols, see introductory text. For explanation of terms and comparability of 1987 and 1992 censuses, see appendix A. For definitions of CMSA's, MSA's, and PMSA's, see appendix D]

SIC code	Geographic area and kind of business or operation	Establishments (number)	Revenue (\$1,000)	Annual payroll (\$1,000)	First-quarter payroll (\$1,000)	Paid employees for pay period including March 12 (number)
FARGO—MOORHEAD, ND—MN MSA						
	Total	238	366 567	159 043	39 395	9 007
7032, 704	Camps and membership lodging	11	925	204	52	41
792, 7991 pt., 7997, 7999 pt., 84	Selected amusement, recreation, and related services	16	8 249	3 052	657	263
8011 pt.; 8021 pt.; 805, 6, 8, 9	Selected health services	27	286 066	130 726	32 460	5 854
8111 pt.	Legal aid societies and similar legal services	3	1 367	548	137	22
823, 4, 9	Selected educational services	4	152	79	22	6
83	Social services	80	36 772	15 835	3 823	1 815
835	Child day care services	12	2 761	1 340	340	185
832, 3, 6, 9	Other social services	68	34 011	14 495	3 483	1 630
861, 2, 4, 9	Selected membership organizations	93	29 321	7 146	1 858	966
873, 4 ex. 8744	Research, testing, and consulting services, except facilities support management services	4	3 715	1 453	386	40
GRAND FORKS, ND—MN MSA						
	Total	186	231 187	94 653	23 540	5 670
7032, 704	Camps and membership lodging	15	1 261	164	35	24
792, 7991 pt., 7997, 7999 pt., 84	Selected amusement, recreation, and related services	12	4 788	1 147	209	80
8011 pt.; 8021 pt.; 805, 6, 8, 9	Selected health services	33	166 058	77 344	19 419	3 913
8111 pt.	Legal aid societies and similar legal services	—	—	—	—	—
823, 4, 9	Selected educational services	2	(D)	(D)	(D)	BB
83	Social services	55	17 139	7 222	1 722	831
835	Child day care services	6	959	678	182	109
832, 3, 6, 9	Other social services	49	16 180	6 544	1 540	722
861, 2, 4, 9	Selected membership organizations	64	21 452	4 663	1 128	699
873, 4 ex. 8744	Research, testing, and consulting services, except facilities support management services	5	(D)	(D)	(D)	BB
LA CROSSE, WI—MN MSA						
	Total	167	399 974	185 702	46 107	8 760
7032, 704	Camps and membership lodging	—	—	—	—	—
792, 7991 pt., 7997, 7999 pt., 84	Selected amusement, recreation, and related services	9	(D)	(D)	(D)	BB
8011 pt.; 8021 pt.; 805, 6, 8, 9	Selected health services	32	342 924	165 193	40 452	6 400
8111 pt.	Legal aid societies and similar legal services	—	—	—	—	—
823, 4, 9	Selected educational services	2	(D)	(D)	(D)	AA
83	Social services	74	40 448	14 748	4 314	1 592
835	Child day care services	21	3 686	1 489	381	231
832, 3, 6, 9	Other social services	53	36 762	13 259	3 933	1 361
861, 2, 4, 9	Selected membership organizations	48	10 332	3 441	852	601
873, 4 ex. 8744	Research, testing, and consulting services, except facilities support management services	2	(D)	(D)	(D)	BB

MIN—80 MINNESOTA

SERVICE INDUSTRIES—GEOGRAPHIC AREA SERIES

Table 7b. Summary Statistics for Firms Exempt From Federal Income Tax for Metropolitan Areas: 1992—Con.

[Includes only establishments with payroll. For meaning of abbreviations and symbols, see introductory text. For explanation of terms and comparability of 1987 and 1992 censuses, see appendix A. For definitions of CMSA's, MSA's, and PMSA's, see appendix D]

SIC code	Geographic area and kind of business or operation	Establishments (number)	Revenue (\$1,000)	Annual payroll (\$1,000)	First-quarter payroll (\$1,000)	Paid employees for pay period including March 12 (number)
MINNEAPOLIS—ST. PAUL, MN—WI MSA						
	Total	2 711	5 826 462	2 439 305	581 556	110 776
7032, 704	Camps and membership lodging	35	8 753	2 012	381	185
7032	Sporting and recreational camps	13	5 566	1 588	270	117
704	Organization hotels and lodging houses, on membership basis	22	3 187	424	111	68
792, 7991 pt., 7997, 7999 pt., 84	Selected amusement, recreation, and related services	159	234 484	85 269	18 908	4 812
792	Theatrical producers (except motion picture), bands, orchestras, and entertainers	55	79 495	31 032	6 949	1 720
7922	Theatrical producers (except motion picture) and miscellaneous theatrical services	31	35 540 (D)	15 180 (D)	3 275 (D)	1 135 FF
7922 pt.	Producers of live theatrical productions	24	(D)	(D)	(D)	(D)
7922 pt.	Producers of radio and television shows, except tape	—	—	—	—	—
7922 pt.	Artists' and entertainers' managers or agents, concert bureaus, booking agents	—	—	—	—	—
7922 pt.	Other theatrical services	7	(D)	(D)	(D)	EE
7929	Bands, orchestras, actors, and other entertainers and entertainment groups	24	43 955 (D)	15 852 (D)	3 674 (D)	585 BB
7929 pt.	Dance groups and artists	4	(D)	(D)	(D)	(D)
7929 pt.	Symphony orchestras, opera companies, and chamber music organizations	10	41 596 (D)	15 255 (D)	3 541 (D)	522 BB
7929 pt.	Other music groups and artists	10	(D)	(D)	(D)	(D)
7929 pt.	Other entertainers and entertainment groups	—	—	—	—	—
7991 pt., 7997	Gymnasiums, athletic clubs, and membership sports and recreation clubs	57	65 546	23 673	4 701	1 677
7991 pt.	Gymnasiums and athletic clubs	6	2 926	762	179	114
7997	Membership sports and recreation clubs	51	62 620	22 911	4 522	1 563
7999 pt.	Fairs	16	4 739	453	81	55
84	Museums, art galleries, and botanical and zoological gardens	31	84 704 (D)	30 111 (D)	7 177 (D)	1 360 GG
841	Museums and art galleries	30	(D)	(D)	(D)	(D)
842	Arboreta and botanical or zoological gardens	1	(D)	(D)	(D)	AA
8011 pt., 8021 pt., 805, 6, 8, 9	Selected health services	320	4 051 458	1 875 445	447 604	72 167
8011 pt., 8021 pt.	Clinics of doctors of medicine and dentists	71	575 917	247 441	54 089	7 033
8011 pt.	General medical clinics	67	(D)	(D)	(D)	II
8021 pt.	Dental clinics	4	(D)	(D)	(D)	BB
805	Nursing and personal care facilities	124	377 696	194 964	46 678	13 249
8051	Skilled nursing care facilities	65	338 580	172 949	41 547	11 690
8052	Intermediate care facilities	51	35 964	20 626	4 816	1 462
8059	Nursing and personal care facilities, n.e.c.	8	3 152	1 389	315	97
806	Hospitals	43	2 906 955 (D)	1 354 193 (D)	328 817 (D)	47 803 KK
8062	General medical and surgical hospitals	35	(D)	(D)	(D)	(D)
8062 pt.	General medical and surgical hospitals, nongovernment	28	1 895 695 (D)	832 565 (D)	202 074 (D)	31 026 JJ
8062 pt.	General medical and surgical hospitals, government	7	(D)	(D)	(D)	(D)
8063, 9	Specialty hospitals	8	(D)	(D)	(D)	HH
8063	Psychiatric hospitals	2	(D)	(D)	(D)	FF
8063 pt.	Psychiatric hospitals, nongovernment	1	(D)	(D)	(D)	BB
8063 pt.	Psychiatric hospitals, government	1	(D)	(D)	(D)	EE
8069	Specialty hospitals, except psychiatric	6	205 442	94 055	23 165	3 006
8069 pt.	Specialty hospitals, except psychiatric; nongovernment	6	205 442	94 055	23 165	3 006
8069 pt.	Specialty hospitals, except psychiatric; government	—	—	—	—	—
808, 9	Other health services	82	190 890	78 847	18 020	4 082
808	Home health care services	21	58 917	33 481	7 419	1 964
809	Miscellaneous health and allied services, n.e.c.	61	131 973	45 366	10 601	2 118
8092	Kidney dialysis centers	8	(D)	(D)	(D)	EE
8093	Specialty outpatient facilities, n.e.c.	44	40 705 (D)	25 675 (D)	5 991 (D)	1 372 EE
8099	Health and allied services, n.e.c.	9	(D)	(D)	(D)	EE
8111 pt.	Legal aid societies and similar legal services	21	10 433	6 602	1 652	260
823, 4, 9	Selected educational services	78	55 805	13 305	3 254	632
823	Libraries	3	(D)	(D)	(D)	BB
824	Vocational schools	14	7 227	2 876	726	130
8243	Data processing schools	—	—	—	—	—
8244	Business and secretarial schools	1	(D)	(D)	(D)	BB
8249	Vocational schools, n.e.c.	13	(D)	(D)	(D)	BB
829	Schools and educational services, n.e.c.	61	(D)	(D)	(D)	EE
83	Social services	1 030	797 666	295 984	71 588	20 986
835	Child day care services	171	41 346	21 488	5 242	2 023
832, 3, 6, 9	Other social services	859	756 320	274 496	66 346	18 963
832	Individual and family social services	381	284 816	127 572	30 324	8 182
833	Job training and vocational rehabilitation services	92	77 263	37 650	8 957	4 040
836	Residential care	140	109 392	39 334	9 752	2 652
839	Social services, n.e.c.	246	284 849	69 940	17 313	4 089
861, 2, 4, 9	Selected membership organizations	985	598 128	135 304	32 366	10 794
861	Business associations	205	125 687	35 131	8 485	1 209
864	Civic, social, and fraternal associations	565	306 743	59 668	14 245	7 457
862, 9	Other membership organizations	215	165 698	40 505	9 636	2 128
862	Professional membership organizations	68	49 740	13 613	3 266	529
869	Membership organizations, n.e.c.	147	115 958	26 892	6 370	1 599

Table 7b. Summary Statistics for Firms Exempt From Federal Income Tax for Metropolitan Areas: 1992—Con.

[Includes only establishments with payroll. For meaning of abbreviations and symbols, see introductory text. For explanation of terms and comparability of 1987 and 1992 censuses, see appendix A. For definitions of CMSA's, MSA's, and PMSA's, see appendix D]

SIC code	Geographic area and kind of business or operation	Establishments (number)	Revenue (\$1,000)	Annual payroll (\$1,000)	First-quarter payroll (\$1,000)	Paid employees for pay period including March 12 (number)
MINNEAPOLIS-ST. PAUL, MN-WI MSA—Con.						
873, 4 ex. 8744	Research, testing, and consulting services, except facilities support management services -----	83	69 735	25 384	5 803	940
873	Research, development, and testing services -----	46	50 105	17 307	3 943	637
8731	Commercial physical and biological research -----	4	1 270	526	123	15
8732	Commercial economic, sociological, and educational research ----	5	(D)	(D)	(D)	AA
8733	Noncommercial research organizations -----	35	46 917	15 892	3 650	594
8734	Testing laboratories -----	2	(D)	(D)	(D)	AA
874 ex. 8744	Management and public relations services, except facilities support management services -----	37	19 630	8 077	1 860	303
8741	Management services -----	14	6 872	3 332	846	170
8742	Management consulting services -----	11	8 185	3 329	688	81
8743	Public relations services -----	1	(D)	(D)	(D)	AA
8748	Business consulting services, n.e.c. -----	11	(D)	(D)	(D)	BB
ROCHESTER, MN MSA						
	Total -----	142	(D)	(D)	(D)	JJ
7032, 704	Camps and membership lodging -----	2	(D)	(D)	(D)	AA
792, 7991 pt., 7997, 7999 pt., 84	Selected amusement, recreation, and related services -----	13	5 047	1 788	348	142
8011 pt.; 8021 pt.; 805, 6, 8, 9	Selected health services -----	23	(D)	(D)	(D)	JJ
8111 pt.	Legal aid societies and similar legal services -----	1	(D)	(D)	(D)	AA
823, 4, 9	Selected educational services -----	2	(D)	(D)	(D)	AA
83	Social services -----	56	42 524	17 364	4 154	1 493
835	Child day care services -----	13	2 492	1 638	413	196
832, 3, 6, 9	Other social services -----	43	40 032	15 726	3 741	1 297
861, 2, 4, 9	Selected membership organizations -----	44	20 294	4 335	1 138	481
873, 4 ex. 8744	Research, testing, and consulting services, except facilities support management services -----	1	(D)	(D)	(D)	AA
ST. CLOUD, MN MSA						
	Total -----	204	328 659	143 929	33 973	7 390
7032, 704	Camps and membership lodging -----	-	-	-	-	-
792, 7991 pt., 7997, 7999 pt., 84	Selected amusement, recreation, and related services -----	14	2 947	556	103	52
8011 pt.; 8021 pt.; 805, 6, 8, 9	Selected health services -----	14	238 446	119 236	28 057	4 768
8111 pt.	Legal aid societies and similar legal services -----	1	(D)	(D)	(D)	AA
823, 4, 9	Selected educational services -----	2	(D)	(D)	(D)	AA
83	Social services -----	60	39 622	15 909	3 769	1 696
835	Child day care services -----	9	(D)	(D)	(D)	BB
832, 3, 6, 9	Other social services -----	51	(D)	(D)	(D)	GG
861, 2, 4, 9	Selected membership organizations -----	110	38 535	6 168	1 504	785
873, 4 ex. 8744	Research, testing, and consulting services, except facilities support management services -----	3	(D)	(D)	(D)	BB

Table 8a. Summary Statistics for Firms Subject to Federal Income Tax for the Area Outside Metropolitan Areas: 1992

[Includes only establishments with payroll. For meaning of abbreviations and symbols, see introductory text. For explanation of terms and comparability of 1987 and 1992 censuses, see appendix A. For definitions of CMSA's, MSA's, and PMSA's, see appendix D]

SIC code	Kind of business or operation	Establishments (number)	Receipts (\$1,000)	Annual payroll (\$1,000)	First-quarter payroll (\$1,000)	Paid employees for pay period including March 12 (number)
	Total	7 455	2 445 148	874 471	198 028	55 586
70 ex. 704	Hotels, rooming houses, camps, and other lodging places (except membership lodging)	663	219 353	54 838	10 626	6 161
7011	Hotels and motels	464	188 447	49 170	9 946	5 587
7011 pt.	Hotels	160	(D)	(D)	(D)	HH
7011 pt.	Hotels, 25 guestrooms or more	88	99 071	30 239	6 187	2 807
7011 pt.	Hotels, less than 25 guestrooms	72	(D)	(D)	(D)	CC
7011 pt.	Motels, motor hotels, and tourist courts	304	(D)	(D)	(D)	HH
7011 pt.	Motels, tourist courts	279	65 122	13 782	2 811	2 037
7011 pt.	Motor hotels	25	(D)	(D)	(D)	FF
702, 3	Other lodging places	199	30 906	5 668	680	574
702	Rooming and boarding houses	31	2 819	550	125	108
703	Camps and recreational vehicle parks	168	28 087	5 118	555	466
72	Personal services	1 132	155 600	44 823	10 687	4 557
721	Laundry, cleaning, and garment services	193	34 294	9 784	2 278	1 073
7211	Power laundries, family and commercial*	10	(D)	(D)	(D)	BB
7213	Linen supply*	7	(D)	(D)	(D)	CC
7215	Coin-operated laundries and drycleaning	69	6 264	1 233	270	214
7216	Drycleaning plants, except rug cleaning	56	7 573	2 362	549	291
7217	Carpet and upholstery cleaning	29	(D)	(D)	(D)	CC
7218	Industrial launderers*	8	7 291	1 666	410	104
7212, 9	Other laundry, cleaning, and garment services*	14	(D)	(D)	(D)	BB
7212	Garment pressing, and agents for laundries and drycleaners	10	(D)	(D)	(D)	BB
7219	Laundry and garment services, n.e.c.*	4	(D)	(D)	(D)	BB
722	Photographic studios, portrait	74	12 765	2 329	444	229
723, 4	Beauty and barber shops	518	(D)	(D)	(D)	GG
723	Beauty shops	510	(D)	(D)	(D)	GG
724	Barber shops	8	361	127	32	19
725	Shoe repair shops and shoeshine parlors	9	(D)	(D)	(D)	BB
726	Funeral service and crematories	160	51 475	12 274	2 636	580
729	Miscellaneous personal services	178	11 827	3 192	1 069	617
7291	Tax return preparation services	103	6 031	1 384	649	361
7299	Miscellaneous personal services, n.e.c.	75	5 796	1 808	420	256
73	Business services	719	(D)	(D)	(D)	II
731	Advertising	33	(D)	(D)	(D)	CC
7311	Advertising agencies	16	5 481	1 599	289	84
7312	Outdoor advertising services	4	(D)	(D)	(D)	AA
7313	Radio, television, publishers' advertising representatives	10	(D)	(D)	(D)	BB
7319	Advertising, n.e.c.	3	(D)	(D)	(D)	AA
732	Consumer credit reporting agencies, mercantile reporting agencies, and adjustment and collection agencies	33	(D)	(D)	(D)	CC
7322	Adjustment and collection services	25	6 006	1 926	437	146
7323	Credit reporting services	8	(D)	(D)	(D)	BB
733	Mailing, reproduction, commercial art and photography, and stenographic services	72	16 426	5 302	1 226	347
7331	Direct mail advertising services	6	2 644	439	110	28
7334	Photocopying and duplicating services	6	(D)	(D)	(D)	BB
7335, 6	Commercial photography, art, and graphics	35	8 067	1 951	407	129
7335	Commercial photography	16	(D)	(D)	(D)	BB
7336	Commercial art and graphic design	19	(D)	(D)	(D)	BB
7338	Secretarial and court reporting services	25	(D)	(D)	(D)	CC
734	Services to dwellings and other buildings	170	(D)	(D)	(D)	GG
7342	Disinfecting and pest control services	7	(D)	(D)	(D)	AA
7349	Building cleaning and maintenance services, n.e.c.	163	26 158	10 256	2 311	1 438
735	Miscellaneous equipment rental and leasing	64	(D)	(D)	(D)	CC
7352	Medical equipment rental and leasing	6	(D)	(D)	(D)	BB
7353	Heavy construction equipment rental and leasing	11	(D)	(D)	(D)	BB
7359	Equipment rental and leasing, n.e.c.	47	20 447	2 746	566	163
736	Personnel supply services	57	34 809	23 971	4 815	1 939
7361	Employment agencies	14	2 405	974	182	52
7363	Help supply services	43	32 404	22 997	4 633	1 887
7363 pt.	Temporary help supply	29	26 273	18 703	3 592	1 751
7363 pt.	Help supply, except temporary	14	6 131	4 294	1 041	136
737	Computer programming, data processing, and other computer related services	76	60 081	21 069	5 604	878
7371, 2, 3	Computer programming, prepackaged software, and integrated systems	48	(D)	(D)	(D)	EE
7371	Computer programming services	27	15 277	6 128	1 819	263
7372	Prepackaged software	9	(D)	(D)	(D)	BB
7373	Computer integrated systems	12	16 219	3 627	781	144
7374, 5, 6	Data processing services	17	21 835	8 079	2 126	257
7374, 5	Computer processing, information retrieval	17	21 835	8 079	2 126	257
7376	Computer facilities management services	-	-	-	-	-
7377, 8, 9	Computer rental and leasing, maintenance, and related services, n.e.c.	11	(D)	(D)	(D)	CC
7377	Computer rental and leasing	2	(D)	(D)	(D)	AA
7378	Computer maintenance and repair	3	(D)	(D)	(D)	CC
7379	Computer related services, n.e.c.	6	903	457	78	13

Table 8a. Summary Statistics for Firms Subject to Federal Income Tax for the Area Outside Metropolitan Areas: 1992 — Con.

[Includes only establishments with payroll. For meaning of abbreviations and symbols, see introductory text. For explanation of terms and comparability of 1987 and 1992 censuses, see appendix A. For definitions of CMSA's, MSA's, and PMSA's, see appendix D]

SIC code	Kind of business or operation	Establishments (number)	Receipts (\$1,000)	Annual payroll (\$1,000)	First-quarter payroll (\$1,000)	Paid employees for pay period including March 12 (number)
73	Business services—Con.					
738	Miscellaneous business services -----	214	119 797	35 871	8 433	2 404
7381, 2	Detective agencies and protective services -----	20	4 735	2 647	695	205
7381	Detective, guard, and armored car services -----	17	(D)	(D)	(D)	CC
7382	Security systems services -----	3	(D)	(D)	(D)	AA
7383	News syndicates -----	—	—	—	—	—
7384	Photofinishing laboratories* -----	27	22 464	7 288	1 602	393
7389	Business services, n.e.c. -----	167	92 598	25 936	6 136	1 806
7389 pt.	Sign painting shops -----	9	1 725	433	100	27
7389 pt.	Interior designing -----	9	2 733	272	65	35
7389 pt.	Telephone answering services -----	10	1 361	407	97	35
7389 pt.	Other business services -----	139	86 779	24 824	5 874	1 709
75	Automotive repair, services, and parking -----	751	179 695	33 828	8 166	2 306
751	Automotive rental and leasing, without drivers -----	26	(D)	(D)	(D)	BB
7513	Truck rental and leasing, without drivers -----	21	14 724	992	252	55
7514, 5	Passenger car rental and leasing -----	4	(D)	(D)	(D)	AA
7514	Passenger car rental -----	2	(D)	(D)	(D)	AA
7515	Passenger car leasing -----	2	(D)	(D)	(D)	AA
7519	Utility trailer and recreational vehicle rental -----	1	(D)	(D)	(D)	AA
752	Automobile parking -----	2	(D)	(D)	(D)	AA
753	Automotive repair shops -----	653	(D)	(D)	(D)	GG
7532	Top, body, and upholstery repair shops and paint shops -----	233	(D)	(D)	(D)	FF
7532 pt.	Top and body repair shops -----	216	48 579	10 296	2 549	644
7532 pt.	Paint shops -----	17	(D)	(D)	(D)	BB
7538	General automotive repair shops -----	336	(D)	(D)	(D)	FF
7538 pt.	General automotive repair shops, except diesel -----	288	63 380	11 171	2 653	737
7538 pt.	Diesel repair shops -----	48	(D)	(D)	(D)	CC
7533, 4, 6, 7, 9	Other automotive repair shops -----	84	(D)	(D)	(D)	CC
7533	Automotive exhaust system repair shops -----	18	3 071	599	130	33
7534	Tire retreading and repair shops -----	1	(D)	(D)	(D)	AA
7536	Automotive glass replacement shops -----	23	7 360	1 466	323	86
7537	Automotive transmission repair shops -----	8	(D)	(D)	(D)	BB
7539	Automotive repair shops, n.e.c. -----	34	4 671	919	220	78
7539 pt.	Radiator repair -----	12	(D)	(D)	(D)	BB
7539 pt.	Brake, front end, and wheel alignment -----	10	1 741	413	104	27
7539 pt.	Automotive electrical and fuel system services -----	7	748	126	27	9
7539 pt.	Other automotive repair shops, n.e.c. -----	5	(D)	(D)	(D)	AA
754	Automotive services, except repair -----	70	13 628	3 078	767	350
7542	Carwashes -----	52	9 003	1 848	442	242
7549	Automotive services, except repair and carwashes -----	18	4 625	1 230	325	108
76	Miscellaneous repair services -----	400	94 352	19 772	4 436	1 296
762	Electrical repair shops -----	88	20 661	4 854	1 173	325
7622	Radio and television repair shops -----	34	5 888	1 198	268	86
7623, 9	Other electrical and electronic repair shops -----	54	14 773	3 656	905	239
7623	Refrigeration and air-conditioning service and repair shops -----	13	3 579	803	194	45
7629	Electrical and electronic repair shops, n.e.c. -----	41	11 194	2 853	711	194
763	Watch, clock, and jewelry repair -----	2	(D)	(D)	(D)	AA
764	Reupholstery and furniture repair -----	25	(D)	(D)	(D)	BB
769	Miscellaneous repair and related services -----	285	72 145	14 601	3 204	934
7692	Welding repair -----	59	12 954	3 301	689	218
7694	Armature rewinding shops -----	23	4 997	859	199	56
7699	Repair shops and related services, n.e.c. -----	203	54 194	10 441	2 316	660
78, 79, 84	Amusement and recreation services, including motion pictures and museums -----	652	281 501	78 118	16 035	6 884
781, 2	Motion picture production, distribution, and services -----	12	4 071	1 190	275	74
783	Motion picture theaters -----	54	12 636	2 009	472	442
7832	Motion picture theaters, except drive-in -----	51	(D)	(D)	(D)	EE
7833	Drive-in motion picture theaters -----	3	(D)	(D)	(D)	AA
784	Video tape rental -----	109	15 666	3 025	689	502
792	Theatrical producers (except motion picture), bands, orchestras, and entertainers -----	20	3 760	774	46	45
7922	Theatrical producers (except motion picture) and miscellaneous theatrical services -----	4	(D)	(D)	(D)	AA
7929	Bands, orchestras, actors, and other entertainers and entertainment groups -----	16	(D)	(D)	(D)	BB
793	Bowling centers -----	80	16 775	3 769	1 052	648
79 ex. 792, 3, 84	Commercial sports and other amusement and recreation services, including museums -----	377	228 593	67 351	13 501	5 173
794	Commercial sports -----	9	1 502	154	15	8
7941	Professional sports clubs, managers, promoters -----	1	(D)	(D)	(D)	AA
7948	Racing, including track operation -----	8	(D)	(D)	(D)	AA
79 ex. 792, 3, 4, 84	Other amusement and recreation services, including museums -----	368	227 091	67 197	13 486	5 165
791	Dance studios, schools, and halls -----	20	(D)	(D)	(D)	CC
7991	Physical fitness facilities -----	30	2 649	858	229	211
7992	Public golf courses -----	46	8 590	2 318	224	106
7993	Coin-operated amusement devices -----	27	10 884	2 501	600	159
7996	Amusement parks -----	16	(D)	(D)	(D)	BB
7997	Membership sports and recreation clubs -----	73	15 846	4 933	564	277
7999, 84	Amusement and recreation services, including museums, n.e.c. -----	156	184 619	55 585	11 707	4 198
7999 pt.	Concession operators of amusement devices and rides -----	3	(D)	(D)	(D)	AA
7999 pt.	Carnivals, circuses, and fairs -----	5	(D)	(D)	(D)	BB
7999 pt., 84	Other recreation and amusements, including museums -----	148	183 420	55 331	11 687	4 177

Table 8a. Summary Statistics for Firms Subject to Federal Income Tax for the Area Outside Metropolitan Areas: 1992 – Con.

[Includes only establishments with payroll. For meaning of abbreviations and symbols, see introductory text. For explanation of terms and comparability of 1987 and 1992 censuses, see appendix A. For definitions of CMSA's, MSA's, and PMSA's, see appendix D]

SIC code	Kind of business or operation	Establishments (number)	Receipts (\$1,000)	Annual payroll (\$1,000)	First-quarter payroll (\$1,000)	Paid employees for pay period including March 12 (number)
80	Health services -----	1 605	812 921	382 656	88 111	17 968
801	Offices and clinics of doctors of medicine -----	323	361 582	196 973	44 939	5 204
8011 pt.	Offices of doctors of medicine -----	311	356 022	193 717	44 196	5 089
8011 pt.	General medical clinics -----	12	5 560	3 256	743	115
802	Offices and clinics of dentists -----	582	152 421	52 445	11 581	2 848
803	Offices and clinics of doctors of osteopathy -----	7	(D)	(D)	(D)	BB
804	Offices and clinics of other health practitioners -----	485	(D)	(D)	(D)	GG
8041	Offices and clinics of chiropractors -----	261	42 390	11 846	2 651	777
8042	Offices and clinics of optometrists -----	133	34 661	8 079	1 869	504
8043	Offices and clinics of podiatrists -----	17	(D)	(D)	(D)	BB
8049	Offices and clinics of health practitioners, n.e.c. -----	74	15 154	6 301	1 516	309
805	Nursing and personal care facilities -----	122	159 485	86 639	21 196	7 021
8051	Skilled nursing care facilities -----	66	133 450	72 048	17 698	5 622
8052	Intermediate care facilities -----	55	(D)	(D)	(D)	GG
8059	Nursing and personal care facilities, n.e.c. -----	1	(D)	(D)	(D)	AA
806	Hospitals -----	1	(D)	(D)	(D)	CC
8062	General medical and surgical hospitals -----	1	(D)	(D)	(D)	CC
8063, 9	Specialty hospitals -----	1	(D)	(D)	(D)	CC
807, 8, 9	Other health services -----	85	30 919	13 304	2 795	1 005
807	Medical and dental laboratories -----	37	17 428	5 714	1 207	257
8071	Medical laboratories -----	9	11 664	3 020	666	119
8072	Dental laboratories -----	28	5 764	2 694	541	138
808	Home health care services -----	21	9 559	6 109	1 294	664
809	Miscellaneous health and allied services, n.e.c. -----	27	3 932	1 481	294	84
8092	Kidney dialysis centers -----	—	—	—	—	—
8093	Specialty outpatient facilities, n.e.c. -----	23	(D)	(D)	(D)	BB
8099	Health and allied services, n.e.c. -----	4	(D)	(D)	(D)	AA
81	Legal services -----	475	(D)	(D)	(D)	GG
823, 4, 9	Selected educational services -----	28	9 133	3 031	705	231
823	Libraries -----	—	—	—	—	—
824	Vocational schools -----	3	(D)	(D)	(D)	BB
829	Schools and educational services, n.e.c. -----	25	(D)	(D)	(D)	CC
83	Social services -----	319	59 167	26 648	6 628	2 886
835	Child day care services -----	110	4 626	1 777	463	345
832, 3, 6, 9	Other social services -----	209	54 541	24 871	6 165	2 541
87 ex. 8733	Engineering, accounting, research, management, and related services (except noncommercial research organizations) -----	684	196 288	77 116	17 932	3 559
871	Engineering, architectural, and surveying services -----	152	(D)	(D)	(D)	FF
8711	Engineering services -----	81	35 028	15 636	3 214	497
8712	Architectural services -----	31	11 059	3 750	807	144
8713	Surveying services -----	40	(D)	(D)	(D)	CC
872	Accounting, auditing, and bookkeeping services -----	375	75 055	30 198	7 843	1 739
873 ex. 8733	Research, development, and testing services (except noncommercial research organizations) -----	22	(D)	(D)	(D)	CC
8731	Commercial physical and biological research -----	8	4 310	1 155	319	61
8732	Commercial economic, sociological, and educational research -----	3	(D)	(D)	(D)	AA
8734	Testing laboratories -----	11	7 868	3 387	829	149
874	Management and public relations services -----	135	57 272	20 446	4 459	847
8741	Management services -----	49	32 934	10 895	2 537	406
8742	Management consulting services -----	52	15 103	5 385	1 078	245
8743	Public relations services -----	4	131	54	8	7
8744	Facilities support management services -----	—	—	—	—	—
8748	Business consulting services, n.e.c. -----	30	9 104	4 112	836	189
89	Services, n.e.c. -----	27	11 972	4 082	937	183

Table 8b. Summary Statistics for Firms Exempt From Federal Income Tax for the Area Outside Metropolitan Areas: 1992

[Includes only establishments with payroll. For meaning of abbreviations and symbols, see introductory text. For explanation of terms and comparability of 1987 and 1992 censuses, see appendix A. For definitions of CMSA's, MSA's, and PMSA's, see appendix D]

SIC code	Kind of business or operation	Establishments (number)	Revenue (\$1,000)	Annual payroll (\$1,000)	First-quarter payroll (\$1,000)	Paid employees for pay period including March 12 (number)
	Total	2 127	(D)	(D)	(D)	LL
7032, 704	Camps and membership lodging	21	6 378	2 042	285	109
7032	Sporting and recreational camps	21	6 378	2 042	285	109
704	Organization hotels and lodging houses, on membership basis	-	-	-	-	-
792, 7991 pt., 7997, 7999 pt., 84	Selected amusement, recreation, and related services	166	32 175	8 285	1 229	764
792	Theatrical producers (except motion picture), bands, orchestras, and entertainers	14	1 028	165	18	22
7922	Theatrical producers (except motion picture) and miscellaneous theatrical services	7	(D)	(D)	(D)	AA
7922 pt.	Producers of live theatrical productions	6	(D)	(D)	(D)	AA
7922 pt.	Producers of radio and television shows, except tape	-	-	-	-	-
7922 pt.	Artists' and entertainers' managers or agents, concert bureaus, booking agents	-	-	-	-	-
7922 pt.	Other theatrical services	1	(D)	(D)	(D)	AA
7929	Bands, orchestras, actors, and other entertainers and entertainment groups	7	(D)	(D)	(D)	AA
7929 pt.	Dance groups and artists	2	(D)	(D)	(D)	AA
7929 pt.	Symphony orchestras, opera companies, and chamber music organizations	2	(D)	(D)	(D)	AA
7929 pt.	Other music groups and artists	2	(D)	(D)	(D)	AA
7929 pt.	Other entertainers and entertainment groups	1	(D)	(D)	(D)	AA
7991 pt., 7997	Gymnasiums, athletic clubs, and membership sports and recreation clubs	86	23 815	7 229	1 041	619
7991 pt.	Gymnasiums and athletic clubs	1	(D)	(D)	(D)	AA
7997	Membership sports and recreation clubs	85	(D)	(D)	(D)	FF
7999 pt.	Fairs	31	5 865	352	49	60
84	Museums, art galleries, and botanical and zoological gardens	35	1 467	539	121	63
841	Museums and art galleries	34	(D)	(D)	(D)	BB
842	Arboreta and botanical or zoological gardens	1	(D)	(D)	(D)	AA
8011 pt.; 8021 pt.; 805, 6, 8, 9	Selected health services	349	(D)	(D)	(D)	KK
8011 pt., 8021 pt.	Clinics of doctors of medicine and dentists	21	(D)	(D)	(D)	FF
8011 pt.	General medical clinics	21	(D)	(D)	(D)	FF
8021 pt.	Dental clinics	-	-	-	-	-
805	Nursing and personal care facilities	148	(D)	(D)	(D)	JJ
8051	Skilled nursing care facilities	92	(D)	(D)	(D)	JJ
8052	Intermediate care facilities	51	27 079	15 481	3 883	1 525
8059	Nursing and personal care facilities, n.e.c.	5	(D)	(D)	(D)	BB
806	Hospitals	105	979 609	503 045	123 834	23 203
8062	General medical and surgical hospitals	99	787 845	363 169	88 875	18 916
8062 pt.	General medical and surgical hospitals, nongovernment	45	439 671	201 948	49 228	10 263
8062 pt.	General medical and surgical hospitals, government	54	348 174	161 221	39 647	8 653
8063, 9	Specialty hospitals	6	191 764	139 876	34 959	4 287
8063	Psychiatric hospitals	4	(D)	(D)	(D)	HH
8063 pt.	Psychiatric hospitals, nongovernment	-	-	-	-	-
8063 pt.	Psychiatric hospitals, government	4	(D)	(D)	(D)	HH
8069	Specialty hospitals, except psychiatric	2	(D)	(D)	(D)	GG
8069 pt.	Specialty hospitals, except psychiatric; nongovernment	-	-	-	-	-
8069 pt.	Specialty hospitals, except psychiatric; government	2	(D)	(D)	(D)	GG
808, 9	Other health services	75	33 603	18 160	4 321	1 051
808	Home health care services	7	(D)	(D)	(D)	CC
809	Miscellaneous health and allied services, n.e.c.	68	(D)	(D)	(D)	FF
8092	Kidney dialysis centers	7	(D)	(D)	(D)	AA
8093	Specialty outpatient facilities, n.e.c.	5	(D)	(D)	(D)	FF
8099	Health and allied services, n.e.c.	9	(D)	(D)	(D)	BB
8111 pt.	Legal aid societies and similar legal services	11	(D)	(D)	(D)	BB
823, 4, 9	Selected educational services	26	10 676	4 984	1 155	401
823	Libraries	5	(D)	(D)	(D)	AA
824	Vocational schools	3	359	225	48	25
8243	Data processing schools	-	-	-	-	-
8244	Business and secretarial schools	1	(D)	(D)	(D)	AA
8249	Vocational schools, n.e.c.	2	(D)	(D)	(D)	BB
829	Schools and educational services, n.e.c.	18	(D)	(D)	(D)	EE
83	Social services	598	234 500	97 868	22 347	11 322
835	Child day care services	105	11 477	5 146	1 260	706
832, 3, 6, 9	Other social services	493	223 023	92 722	21 087	10 616
832	Individual and family social services	203	49 451	22 365	5 344	2 546
833	Job training and vocational rehabilitation services	60	51 880	28 247	6 266	4 698
836	Residential care	111	41 148	21 180	4 634	1 744
839	Social services, n.e.c.	119	80 544	20 930	4 843	1 628
861, 2, 4, 9	Selected membership organizations	936	(D)	(D)	(D)	II
861	Business associations	93	(D)	(D)	(D)	EE
864	Civic, social, and fraternal associations	694	195 635	28 991	7 003	5 920
862, 9	Other membership organizations	149	24 485	4 957	1 203	566
862	Professional membership organizations	16	3 060	1 040	228	50
869	Membership organizations, n.e.c.	133	21 425	3 917	975	516

Table 8b. Summary Statistics for Firms Exempt From Federal Income Tax for the Area Outside Metropolitan Areas: 1992 —Con.

[Includes only establishments with payroll. For meaning of abbreviations and symbols, see introductory text. For explanation of terms and comparability of 1987 and 1992 censuses, see appendix A. For definitions of CMSA's, MSA's, and PMSA's, see appendix D]

SIC code	Kind of business or operation	Establishments (number)	Revenue (\$1,000)	Annual payroll (\$1,000)	First-quarter payroll (\$1,000)	Paid employees for pay period including March 12 (number)
873, 4 ex. 8744	Research, testing, and consulting services, except facilities support management services -----	20	(D)	(D)	(D)	BB
873	Research, development, and testing services -----	6	(D)	(D)	(D)	BB
8731	Commercial physical and biological research -----	—	—	—	—	—
8732	Commercial economic, sociological, and educational research -----	—	—	—	—	—
8733	Noncommercial research organizations -----	4	(D)	(D)	(D)	BB
8734	Testing laboratories -----	2	(D)	(D)	(D)	AA
874 ex. 8744	Management and public relations services, except facilities support management services -----	14	(D)	(D)	(D)	BB
8741	Management services -----	4	(D)	(D)	(D)	BB
8742	Management consulting services -----	2	(D)	(D)	(D)	AA
8743	Public relations services -----	1	(D)	(D)	(D)	AA
8748	Business consulting services, n.e.c. -----	7	(D)	(D)	(D)	BB

Table 9. Places With 2,500 Inhabitants or More Ranked by Volume of Receipts of Firms Subject to Federal Income Tax: 1992

[Includes only establishments with payroll. For meaning of abbreviations and symbols, see introductory text. For explanation of terms and comparability of 1987 and 1992 censuses, see appendix A. For information on geographic areas followed by ▲, see appendix F]

Geographic area	Receipts		Cumulative receipts		Geographic area	Receipts		Cumulative receipts	
	Rank ¹	Amount (\$1,000)	Amount (\$1,000)	Percent of State total		Rank ¹	Amount (\$1,000)	Amount (\$1,000)	Percent of State total
Minnesota -----	(X)	18 764 207	18 764 207	100.0	Minnesota—Con.				
Minneapolis -----	1	4 023 637	4 023 637	21.4	Arden Hills -----	51	52 656	15 247 988	81.3
St. Paul -----	2	1 678 557	5 702 194	30.4	Red Wing -----	52	51 215	15 299 203	81.5
Bloomington -----	3	1 514 169	7 216 363	38.5	South St. Paul -----	53	50 130	15 349 333	81.8
Edina -----	4	758 564	7 974 927	42.5	St. Anthony ▲ -----	54	50 017	15 399 350	82.1
Eden Prairie -----	5	541 098	8 516 025	45.4	Crystal -----	55	49 596	15 448 946	82.3
St. Louis Park -----	6	531 588	9 047 613	48.2	Alexandria -----	56	49 035	15 497 981	82.6
Eagan -----	7	482 720	9 530 333	50.8	Columbia Heights -----	57	48 986	15 546 967	82.9
Minnnetonka -----	8	387 490	9 917 823	52.9	Little Canada -----	58	46 827	15 593 794	83.1
Plymouth -----	9	376 929	10 294 752	54.9	Chaska -----	59	44 780	15 638 574	83.3
Duluth -----	10	337 649	10 632 401	56.7	New Ulm -----	60	43 785	15 682 359	83.6
Rochester -----	11	333 494	10 965 895	58.4	Woodbury -----	61	43 497	15 725 856	83.8
Roseville -----	12	311 861	11 277 756	60.1	Shoreview -----	62	42 891	15 768 747	84.0
St. Cloud ▲ -----	13	302 420	11 580 176	61.7	Albert Lea -----	63	40 417	15 809 164	84.3
Golden Valley -----	14	237 817	11 817 993	63.0	Inver Grove Heights -----	64	39 699	15 848 863	84.5
Burnsville -----	15	214 114	12 032 107	64.1	Lakeville -----	65	39 217	15 888 080	84.7
Mankato ▲ -----	16	185 851	12 217 958	65.1	Northfield ▲ -----	66	38 872	15 926 952	84.9
Fridley -----	17	162 646	12 380 604	66.0	Fergus Falls -----	67	38 041	15 964 993	85.1
New Brighton -----	18	154 783	12 535 387	66.8	Detroit Lakes -----	68	35 663	16 000 656	85.3
Coon Rapids -----	19	140 693	12 676 080	67.6	Forest Lake -----	69	35 568	16 036 224	85.5
White Bear Lake ▲ -----	20	133 214	12 809 294	68.3	Marshall -----	70	33 949	16 070 173	85.6
Hopkins -----	21	129 146	12 938 440	69.0	Worthington -----	71	32 395	16 102 568	85.8
Brooklyn Center -----	22	128 464	13 066 904	69.6	Cambridge -----	72	32 224	16 134 792	86.0
Brooklyn Park -----	23	113 841	13 180 745	70.2	Waconia -----	73	31 568	16 166 360	86.2
Maplewood -----	24	106 267	13 287 012	70.8	Hutchinson -----	74	31 277	16 197 637	86.3
Richfield -----	25	99 402	13 386 414	71.3	Monticello -----	75	30 796	16 228 433	86.5
Brainerd -----	26	95 957	13 482 371	71.9	Fairmont -----	76	30 767	16 259 200	86.7
Robbinsdale -----	27	94 996	13 577 367	72.4	Rosemount -----	77	26 376	16 285 576	86.8
Willmar -----	28	93 397	13 670 764	72.9	Buffalo -----	78	24 584	16 310 160	86.9
Blaine ▲ -----	29	88 624	13 759 388	73.3	Thief River Falls -----	79	23 167	16 333 327	87.0
Prior Lake -----	30	87 077	13 846 465	73.8	International Falls ▲ -----	80	23 156	16 356 483	87.2
West St. Paul -----	31	86 745	13 933 210	74.3	North St. Paul -----	81	22 512	16 378 995	87.3
New Hope -----	32	82 664	14 015 874	74.7	Waite Park -----	82	20 827	16 399 822	87.4
Wayzata -----	33	82 459	14 098 333	75.1	Cottage Grove -----	83	20 390	16 420 212	87.5
Shakopee -----	34	81 691	14 180 024	75.6	Redwood Falls -----	84	20 218	16 440 430	87.6
Stillwater -----	35	80 886	14 260 910	76.0	Little Falls -----	85	19 614	16 460 044	87.7
Anoka -----	36	73 123	14 334 033	76.4	Oakdale -----	86	19 566	16 479 610	87.8
Faribault -----	37	72 587	14 406 620	76.8	North Mankato ▲ -----	87	19 473	16 499 083	87.9
Bemidji -----	38	70 745	14 477 365	77.2	Sauk Rapids -----	88	18 201	16 517 284	88.0
Maple Grove -----	39	65 637	14 543 002	77.5	Elk River -----	89	17 778	16 535 062	88.1
Mendota Heights -----	40	65 434	14 608 436	77.9	Vadnais Heights -----	90	17 579	16 552 641	88.2
Hibbing -----	41	65 099	14 673 535	78.2	Cloquet -----	91	17 277	16 569 918	88.3
Apple Valley -----	42	64 064	14 737 599	78.5	Waseca -----	92	16 349	16 586 267	88.4
Winona -----	43	61 263	14 798 862	78.9	Park Rapids -----	93	15 965	16 602 232	88.5
Austin -----	44	59 557	14 858 419	79.2	Morris -----	94	15 724	16 617 956	88.6
Moorhead -----	45	59 418	14 917 837	79.5	Chisholm -----	95	15 474	16 633 430	88.6
Chanhausen ▲ -----	46	57 981	14 975 818	79.8	Ramsey -----	96	15 130	16 648 560	88.7
Hastings ▲ -----	47	56 882	15 032 700	80.1	Osseo -----	97	14 973	16 663 533	88.8
Owatonna -----	48	55 536	15 088 236	80.4	Windom -----	98	14 628	16 678 161	88.9
Grand Rapids -----	49	53 875	15 142 111	80.7	Spring Lake Park ▲ -----	99	14 390	16 692 551	89.0
Virginia -----	50	53 221	15 195 332	81.0	St. Peter -----	100	14 268	16 706 819	89.0

See footnotes at end of table.

Table 9. Places With 2,500 Inhabitants or More Ranked by Volume of Receipts of Firms Subject to Federal Income Tax: 1992 —Con.

[Includes only establishments with payroll. For meaning of abbreviations and symbols, see introductory text. For explanation of terms and comparability of 1987 and 1992 censuses, see appendix A. For information on geographic areas followed by ▲, see appendix F]

Geographic area	Receipts		Cumulative receipts		Geographic area	Receipts		Cumulative receipts	
	Rank ¹	Amount (\$1,000)	Amount (\$1,000)	Percent of State total		Rank ¹	Amount (\$1,000)	Amount (\$1,000)	Percent of State total
Minnesota—Con.					Minnesota—Con.				
Mounds View	101	14 187	16 721 006	89.1	Belle Plaine	141	6 202	17 115 155	91.2
Mound	102	14 131	16 735 137	89.2	Andover	142	6 139	17 121 294	91.2
Montevideo	103	14 074	16 749 211	89.3	Two Harbors	143	6 027	17 127 321	91.3
Crookston	104	13 734	16 762 945	89.3	Sleepy Eye	144	6 001	17 133 322	91.3
Glenwood	105	13 668	16 776 613	89.4	Mantomedil.....	145	5 401	17 138 723	91.3
Granite Falls ▲.....	106	13 577	16 790 190	89.5	Jordan	146	5 260	17 143 983	91.4
Eveleth	107	13 454	16 803 644	89.6	Delano	147	5 039	17 149 022	91.4
Wadena ▲.....	108	13 334	16 816 978	89.6	Orono	148	4 910	17 153 932	91.4
New Prague ▲.....	109	12 946	16 829 924	89.7	Lino Lakes	149	4 759	17 158 691	91.4
Caledonia.....	110	12 728	16 842 652	89.8	Shorewood	150	4 663	17 163 354	91.5
Litchfield	111	12 537	16 855 189	89.8	Hermantown	151	4 164	17 167 518	91.5
East Grand Forks	112	12 218	16 867 407	89.9	Long Prairie	152	4 070	17 171 588	91.5
Champlin	113	12 041	16 879 448	90.0	Deephaven	153	4 010	17 175 598	91.5
Cannon Falls	114	10 877	16 890 325	90.0	St. Charles	154	3 757	17 179 355	91.6
Sauk Centre	115	10 710	16 901 035	90.1	Kasson	155	3 498	17 182 853	91.6
Lake Elmo	116	9 867	16 910 902	90.1	Oak Park Heights	156	3 388	17 186 241	91.6
Savage	117	9 834	16 920 736	90.2	Breckenridge	157	3 246	17 189 487	91.6
Glencoe	118	9 665	16 930 401	90.2	Stewartville	158	3 156	17 192 643	91.6
Circle Pines	119	9 405	16 939 806	90.3	St. Joseph	159	3 069	17 195 712	91.6
Lake City ▲.....	120	9 404	16 949 210	90.3	Bayport	160	3 054	17 198 766	91.7
Ham Lake	121	9 401	16 958 611	90.4	St. Paul Park	161	2 820	17 201 586	91.7
Princeton ▲.....	122	9 351	16 967 962	90.4	Corcoran	162	2 553	17 204 139	91.7
Baxter	123	9 207	16 977 169	90.5	Plainview	163	2 462	17 206 601	91.7
Farmington	124	9 183	16 986 352	90.5	Minnetrista	164	2 275	17 208 876	91.7
Hugo	125	8 935	16 995 287	90.6	Big Lake	165	2 118	17 210 994	91.7
Sartell ▲.....	126	8 291	17 003 578	90.6	East Bethel	166	2 110	17 213 104	91.7
Olivia	127	8 262	17 011 840	90.7	Dayton ▲.....	167	1 666	17 214 770	91.7
Ely	128	8 190	17 020 030	90.7	Pine City.....	168	963	17 215 733	91.7
Benson	129	8 187	17 028 217	90.7	Dilworth	169	948	17 216 681	91.8
Jackson	130	8 038	17 036 255	90.8	Afton	170	867	17 217 548	91.8
Pipestone	131	7 887	17 044 142	90.8	Melrose	171	825	17 218 373	91.8
Blue Earth	132	7 757	17 051 899	90.9	Rockford ▲.....	172	659	17 219 032	91.8
St. James	133	7 601	17 059 500	90.9	Goodview	(X)	-	17 219 032	91.8
La Crescent	134	7 524	17 067 024	91.0	Independence	(X)	(D)	(X)	(X)
North Oaks	135	7 372	17 074 396	91.0	Lauderdale	(X)	(D)	(X)	(X)
Newport	136	7 333	17 081 729	91.0	Luverne	(X)	(D)	(X)	(X)
Le Sueur	137	7 124	17 088 853	91.1	Medina	(X)	(D)	(X)	(X)
Falcon Heights	138	6 809	17 095 662	91.1	Mora	(X)	(D)	(X)	(X)
Staples ▲.....	139	6 750	17 102 412	91.1	Mountain Iron	(X)	(D)	(X)	(X)
Proctor	140	6 541	17 108 953	91.2	Otsego ▲.....	(X)	(D)	(X)	(X)
					St. Michael	(X)	(D)	(X)	(X)

¹Places with suppressed receipts (if applicable) are listed at end of table rather than by rank to avoid disclosing data for individual companies.

Table 10. Counties Ranked by Volume of Receipts of Firms Subject to Federal Income Tax: 1992

[Includes only establishments with payroll. For meaning of abbreviations and symbols, see introductory text. For explanation of terms and comparability of 1987 and 1992 censuses, see appendix A. For information on geographic areas followed by ▲, see appendix F]

Geographic area	Receipts		Cumulative receipts		Geographic area	Receipts		Cumulative receipts	
	Rank ¹	Amount (\$1,000)	Amount (\$1,000)	Percent of State total		Rank ¹	Amount (\$1,000)	Amount (\$1,000)	Percent of State total
Minnesota.....	(X)	18 764 207	18 764 207	100.0	Minnesota—Con.				
Hennepin	1	9 615 686	9 615 686	51.2	Mower	21	68 140	17 163 897	91.5
Ramsey	2	2 650 939	12 266 625	65.4	Otter Tail	22	67 258	17 231 155	91.8
Dakota	3	1 166 427	13 433 052	71.6	Douglas	23	64 148	17 295 303	92.2
Anoka	4	587 405	14 020 457	74.7	Renville	24	64 006	17 359 309	92.5
St. Louis	5	553 158	14 573 615	77.7	Steele	25	61 619	17 420 928	92.8
Stearns	6	374 349	14 947 964	79.7	Becker	26	53 321	17 474 249	93.1
Olmsted	7	349 157	15 297 121	81.5	Brown	27	52 899	17 527 148	93.4
Washington	8	271 694	15 568 815	83.0	Cass	28	52 264	17 579 412	93.7
Scott	9	209 084	15 777 899	84.1	McLeod	29	50 982	17 630 394	94.0
Blue Earth	10	207 989	15 985 888	85.2	Lyon	30	46 746	17 677 140	94.2
Carver	11	160 113	16 146 001	86.0	Freeborn	31	45 631	17 722 771	94.4
Crow Wing	12	152 882	16 298 883	86.9	Isanti	32	41 540	17 764 311	94.7
Goodhue	13	133 717	16 432 600	87.6	Nicollet	33	39 294	17 803 605	94.9
Kandiyohi	14	117 956	16 550 556	88.2	Polk	34	38 808	17 842 413	95.1
Rice	15	116 187	16 666 743	88.8	Martin	35	37 507	17 879 920	95.3
Wright	16	109 224	16 775 967	89.4	Benton	36	36 752	17 916 672	95.5
Winona	17	91 249	16 867 216	89.9	Nobles	37	35 867	17 952 539	95.7
Beltrami	18	86 781	16 953 997	90.4	Sherburne	38	30 800	17 983 339	95.8
Itasca	19	71 933	17 025 930	90.7	Chisago	39	30 330	18 013 669	96.0
Clay	20	69 827	17 095 757	91.1	Koochiching	40	30 212	18 043 881	96.2

MN-88 MINNESOTA

SERVICE INDUSTRIES—GEOGRAPHIC AREA SERIES

Table 10. Counties Ranked by Volume of Receipts of Firms Subject to Federal Income Tax: 1992—Con.

[Includes only establishments with payroll. For meaning of abbreviations and symbols, see introductory text. For explanation of terms and comparability of 1987 and 1992 censuses, see appendix A. For information on geographic areas followed by ▲, see appendix F]

Geographic area	Receipts		Cumulative receipts		Geographic area	Receipts		Cumulative receipts	
	Rank ¹	Amount (\$1,000)	Amount (\$1,000)	Percent of State total		Rank ¹	Amount (\$1,000)	Amount (\$1,000)	Percent of State total
Minnesota—Con.					Minnesota—Con.				
Morrison	41	29 403	18 073 284	96.3	Stevens	61	16 953	18 518 870	98.7
Carlton	42	28 649	18 101 933	96.5	Faribault	62	14 652	18 533 522	98.8
Mahnomen	43	28 536	18 130 469	96.6	Aitkin	63	14 431	18 547 953	98.8
Redwood	44	27 370	18 157 839	96.8	Todd	64	14 282	18 562 235	98.9
Dodge	45	25 628	18 183 467	96.9	Pine	65	14 091	18 576 326	99.0
Pennington	46	25 151	18 208 618	97.0	Swift	66	13 744	18 590 070	99.1
Le Sueur	47	24 710	18 233 328	97.2	Roseau	67	13 379	18 603 449	99.1
Mille Lacs	48	24 250	18 257 578	97.3	Watonwan	68	12 757	18 616 206	99.2
Houston	49	23 766	18 281 344	97.4	Sibley	69	12 441	18 628 647	99.3
Hubbard	50	23 297	18 304 641	97.6	Rock	70	12 106	18 640 753	99.3
Waseca	51	21 949	18 326 590	97.7	Kanabec	71	11 877	18 652 630	99.4
Cook	52	21 626	18 348 216	97.8	Lake	72	11 569	18 664 199	99.5
Wabasha	53	20 362	18 368 578	97.9	Jackson	73	11 511	18 675 710	99.5
Meeker	54	20 069	18 388 647	98.0	Murray	74	11 004	18 686 714	99.6
Cottonwood	55	19 923	18 408 570	98.1	Pipestone	75	10 591	18 697 305	99.6
Yellow Medicine	56	19 334	18 427 904	98.2	Lake of the Woods	76	9 838	18 707 143	99.7
Fillmore	57	18 990	18 446 894	98.3	Clearwater	77	9 233	18 716 376	99.7
Chippewa	58	18 712	18 465 606	98.4	Grant	78	8 117	18 724 493	99.8
Wadena	59	18 569	18 484 175	98.5	Norman	79	6 493	18 730 986	99.8
Pope	60	17 742	18 501 917	98.6	Marshall	80	5 408	18 736 394	99.9
					Big Stone	81	5 186	18 741 580	99.9
					Lac qui Parle	82	5 058	18 746 638	99.9
					Kittson	83	4 752	18 751 390	99.9
					Traverse	84	4 233	18 755 623	100.0
					Wilkin	85	3 996	18 759 619	100.0
					Lincoln	86	3 057	18 762 676	100.0
					Red Lake	87	1 531	18 764 207	100.0

¹Counties with suppressed receipts (if applicable) are listed at end of table rather than by rank to avoid disclosing data for individual companies.

Appendix A.

General Explanation

CENSUS COVERAGE AND METHODOLOGY

Structure and method of enumeration. Firms in the 1992 Census of Service Industries were divided into the nonmail universe and mail universe. The coverage and the method of obtaining census information from each follow:

1. The nonmail universe consisted of firms which were not required to file a regular census return and included:

- a. All taxable nonemployers, i.e., all firms subject to Federal income tax with no paid employees during 1992. Receipts information for these firms was obtained from administrative records of other Federal agencies. Although consisting of many firms, nonemployers accounted for less than 10 percent of total receipts of all establishments covered in the census.

The census included only those service nonemployer firms which reported a receipts volume of \$1,000 or more during 1992. Establishments exempt from Federal income tax with no paid employees were excluded as in previous censuses.

Data for nonemployers are not included in this report but are provided in a subsequent Non-employer Statistics report (SC92-N-1).

- b. Selected small employers, i.e., single-establishment firms with payroll below a specified cutoff. (The term "employers" refers to firms with one or more paid employees at any time during 1992 as shown in the active administrative records of other Federal agencies.) Although the payroll cutoff varied by kind of business, small employers generally included firms with less than 10 employees and represented about 10 percent of total receipts of establishments covered in the census.

Data on receipts, payroll, and employment for employer firms below the payroll cutoff were derived or estimated from administrative records of other Federal agencies, except for a sample of small employer firms in classifications for which specialized data requirements precluded reliance solely on administrative records sources. This sample was included in the mail universe.

2. The mail universe consisted of firms for which information was obtained by means of a mail canvass and included:

- a. Large employers, i.e., all multiestablishment firms, and all employer firms above the payroll size cutoff referred to in section 1b. Within this category, a report of company organization was conducted periodically to identify establishment locations of firms which operated at more than one location and to obtain information on payroll and mid-March employment at each location. The 1991 Report of Company Organization was used as a coverage check in the census. In the 1992 census, all multi-establishment firms were asked to notify the Census Bureau of any establishments for which a form was not received. Report forms were subsequently provided to the firms for these establishments.
- b. A sample of small employer firms in classifications for which specialized data precluded reliance solely on administrative records sources. These firms were sent the census mailing packages containing the appropriate 1992 questionnaire.

Method of classifying kinds of business. The service industries classifications for all establishments were based on the *Standard Industrial Classification Manual: 1987*¹ (SIC). However, the method of assigning these classifications, and the level of detail at which establishments were classified, differed between the nonmail and mail universes as follows:

1. The nonmail universe

- a. Nonemployers were classified on the basis of information obtained from administrative records of other Federal agencies.
- b. Selected small employers were classified on the basis of the most current census kind-of-business classification available from one of the Census Bureau's current sample surveys or the 1987 census. Otherwise, the classification was obtained from administrative records of other Federal agencies.

If the census or administrative record classifications proved inadequate (none corresponded to a 1992 census classification in the detail required for

¹*Standard Industrial Classification Manual: 1987*. For sale by Superintendent of Documents, U.S. Government Printing Office, Washington, DC 20402. Stock No. 041-001-00314-2.

employers), the firm was sent a brief inquiry requesting information necessary to assign a 1992 census kind-of-business code.

2. Establishments in the mail universe were classified on the basis of their self-designation, answers to questions on receipts by type of service provided, and other special inquiries.

Method of assigning tax status. For kind-of-business classifications² where there were substantial numbers of taxable and tax-exempt establishments, establishments were classified based on the Federal income tax filing requirement for the establishment or organization. This classification was based primarily on the response to an inquiry on the census questionnaire. Establishments that indicated that all or part of their income was exempt from Federal income tax under provisions of section 501 of the IRS code were classified as tax-exempt; establishments indicating no such exemption were classified as taxable. All government-operated hospitals were classified as tax-exempt. For establishments in the nonmail universe, the tax status classification was based upon the type of tax return filed by the firm or organization.

For selected kind-of-business classifications³ comprised primarily of tax-exempt establishments, all establishments in those classifications were defined as tax-exempt. All establishments in the remaining kind-of-business classifications (comprised primarily of taxable establishments) were defined as taxable.

COMPARABILITY OF THE 1987 AND 1992 CENSUSES

The 1987 and 1992 censuses were conducted under similar conditions and procedures except for the following:

Geographic areas. The boundaries of a number of areas for which data are shown in the 1992 census are not the same as in the 1987 census because of annexations; other boundary changes; and redefinitions of metropolitan statistical areas (MSA's), primary metropolitan statistical areas (PMSA's), and consolidated metropolitan statistical areas (CMSA's).⁴ In addition, data for consolidated cities are included in the 1992 census.

Data for special economic urban areas (SEUA's) with 10,000 inhabitants or more in Michigan, Minnesota, New York, and Wisconsin qualified for publication in the 1992 census. This included townships in Michigan and Minnesota and towns in New York and Wisconsin. However, Minnesota did not have any townships that met the population criteria.

²SIC's 7032, 792, 7991 pt., 7997, 7999 pt., 8011 pt., 8021 pt., 805, 806, 808, 809, 82, 83, 84 pt., 873 ex. 8733, 874 ex. 8744.

³SIC's 7041, 8111 pt., 84 pt., 86, 8733.

⁴Newly defined metropolitan areas (MA's) were announced by the Office of Management and Budget (OMB) effective June 30, 1993.

Nonemployer firms. In 1987, data for nonemployer firms were published for the United States, States, metropolitan areas, counties, and places in four regional reports in the Nonemployer Statistics Series (SC87-N-1 to -4).

For 1992, data for nonemployers by kind of business are presented in one *Nonemployer Statistics* report (SC92-N-1) for the United States, States, and metropolitan areas. Nonemployer data for counties and places are available on compact disc-read only memory (CD-ROM).

Employment. In 1987, employment data withheld to avoid disclosing data for individual companies were represented with the symbol "(D)." In 1992, withheld employment data are represented with symbols that denote employment size ranges. These symbols are defined in the introductory text.

Sources of receipts/revenue. In 1987, data on sources of receipts/revenue for selected industries were published with other industry-specific data in the *Miscellaneous Subjects* report (SC87-S-4) of the Subject Series. In 1992, sources of receipts/revenue data are presented separately in the *Sources of Receipts or Revenue* report (SC92-S-4) of the Subject Series.

Legal form of organization. In 1987, data on the number of individual proprietorships/partnerships were published in the Geographic Area Series. In 1992, individual proprietorship/partnership data are published in the *Establishment and Firm Size* report (SC87-S-1) and in the *Nonemployer Statistics* report (SC87-N-1).

EXPLANATION OF TERMS

Establishments. An establishment is a single physical location at which business is conducted. It is not necessarily identical with a company or enterprise, which may consist of one establishment or more. Statistics for service industries represent a summary of reports for individual establishments rather than companies. For cases where a census report was received, separate information was obtained for each location where business was conducted. When administrative records of other Federal agencies were used instead of a census report, no information was available on the number of locations operated. Estimates of this number were derived from a sample and are provided in the service industries report, *Miscellaneous Subjects* (SC92-S-5). Each census report was tabulated according to the physical location at which the business was conducted. The count of establishments represents those in business at any time during 1992. Appendix G provides a comparison of the number of establishments active any time during the year versus the number in business at the end of the year.

When two activities or more were carried on at a single location under a single ownership, all activities generally were grouped together as a single establishment. The

entire establishment was classified on the basis of its major activity and all data for it were included in that classification. However, when distinct and separate economic activities (for which different industry classification codes were appropriate) were conducted at a single location under a single ownership, and when conditions prescribed by the SIC manual for recognizing the existence of more than one establishment were met, separate establishment reports for each of the different activities were obtained in the census.

Leased service departments (separately owned businesses operated as departments or concessions of other service establishments or of retail businesses, such as a separately owned shoeshine parlor in a barber shop, or a beauty shop in a department store) are treated as separate service establishments for census purposes. Leased retail departments located in service establishments (e.g., a gift shop located in a hotel) are considered separate retail establishments.

Firms. A firm is a business organization or entity consisting of one domestic establishment (location) or more under common ownership or control. All establishments of subsidiary firms are included as part of the controlling firm. For the economic census, the terms "firm" and "company" are synonymous.

Receipts (Basic dollar volume measure for service establishments of firms subject to Federal income tax). Includes receipts from customers or clients for services rendered, from the use of facilities, and from merchandise sold during 1992 whether or not payment was received in 1992, except for health practitioners and legal, architectural, engineering, and surveying services, which reported on a cash basis (payments received in 1992 regardless of when services were rendered). Excise taxes on gasoline, liquor, tobacco, etc., which are paid by the manufacturer or wholesaler and passed on in the cost of goods purchased by the service establishment, are also included. Receipts from leasing of vehicles, equipment, etc., marketed under operating leases are included in receipts figures as well as the fair sales value of merchandise marketed in 1992 under capital, finance, or "full payout" leases. Receipts also include the total value of service contracts, amounts received for work subcontracted to others, and dues and assessments from members and affiliates.

Receipts are net after deductions for refunds and allowances for merchandise returned by customers. Receipts do not include sales, occupancy, admissions, or other taxes collected from customers and remitted directly by the firm to a local, State, or Federal tax agency, nor do they include income from such sources as contributions, gifts, and grants; dividends, interest, and investments; or sale or rental of real estate. Also excluded are rents from and receipts (gross as well as the establishment's share) of departments and concessions which are operated by others; sales of used equipment rented or leased to

customers; commissions from vending machine operators; and other nonoperating income such as royalties, franchise fees, etc.

Receipts in this report do not include service receipts of manufacturers, wholesalers, retail establishments, or other businesses whose primary activity is other than service. They do, however, include receipts other than from services rendered (e.g., sale of merchandise to individuals or other businesses) by establishments primarily engaged in performing services and classified in the service industries.

Revenue (Basic dollar volume measure for firms exempt from Federal income tax). Includes revenue from customers or clients for services rendered and merchandise sold during 1992, whether or not payment was received in 1992. Also included are income from interest, dividends, gross contributions, gifts, grants (whether or not restricted for use in operations), rents, royalties, dues and assessments from members and affiliates, and receipts from fundraising activities. Receipts from taxable business activities of firms exempt from Federal income tax (Unrelated Business Income) are also included in revenue.

Revenue does not include sales, admissions, or other taxes collected by the organization from customers or clients and paid directly to a local, State, or Federal tax agency; income from the sale of real estate, investments, or other assets (except inventory held for resale); gross receipts of departments, concessions, etc., that are operated by others; and amounts transferred to operating funds from capital or reserve funds.

Expenses. Expenses include payroll, employee benefits, interest, rent, payroll taxes, cost of supplies used for operation, depreciation expenses, fundraising expenses, contracted or purchased services, and other expenses charged to operations during 1992.

Expenses in this report exclude outlays for the purchase of real estate; construction and all other capital improvements; funds invested; assessments or dues paid to the parent or other chapters of the same organization; and, for fundraising organizations, funds transferred to charities and other organizations.

Annual payroll. Payroll includes all forms of compensation, such as salaries, wages, commissions, bonuses, vacation allowances, sick-leave pay, employee contributions to qualified pension plans, and the value of payments in kind (e.g., free meals and lodgings) paid during the year to all employees. Tips and gratuities received by employees from patrons and reported to employers are included. For corporations, payroll includes amounts paid to officers and executives; for unincorporated businesses, it does not include profit or other compensation of proprietors or partners. Payroll is reported before deductions for social security, income tax, insurance, union dues, etc. This definition of payroll is the same as that used by the Internal Revenue Service (IRS) on form 941.

First-quarter payroll. This item consists of payroll, as defined above, paid to persons employed at any time during the quarter January to March 1992.

Paid employees for pay period including March 12.

Paid employees consist of the full- and part-time employees, including salaried officers and executives of corporations, who were on the payroll during the pay period including March 12. Included are employees on paid sick leave, paid holidays, and paid vacations; not included are proprietors and partners of unincorporated businesses. The definition of paid employees is the same as that used on IRS form 941.

Auxiliary establishments. Each company included in this census was asked to identify and separately report auxiliary locations whose primary functions were to manage, administer, service, or support the activities of the other establishments of the company. Data presented in this report do not include auxiliary establishments. Data for auxiliaries are presented in a subsequent report issued as part of the *1992 Enterprise Statistics* reports.

KIND-OF-BUSINESS CLASSIFICATIONS

Services, as defined in Division I of the 1987 Standard Industrial Classification (SIC) manual, includes establishments primarily engaged in rendering a wide variety of services to individuals, business and government establishments, and other organizations.

Establishments covered by the census were assigned kind-of-business classifications according to the industry classifications defined in the 1987 SIC manual. When a more detailed classification than defined in the SIC manual was needed, additional kinds of business were identified within an SIC industry.

The basis for a kind-of-business classification is described above in Method of Classifying Kinds of Business. Descriptions of those kinds of business for which data are provided in this report follow.

Hotels, Rooming Houses, Camps, and Other Lodging Places (SIC Major Group 70)

This group includes establishments engaged in providing lodging, or lodging and meals, and camping facilities. Hotels which provide accommodations for permanent residents (e.g., apartment hotels) and residential mobile home parks are classified in Real Estate, Major Group 65.

Hotels and motels (SIC 7011). Commercial establishments, known to the public as hotels, motor hotels, motels, or tourist courts, primarily engaged in providing lodging, or lodging and meals.

For large geographic areas, data are presented for the following subdivisions of this classification:

1. Hotels, 25 guestrooms or more.
2. Hotels, less than 25 guestrooms.
3. Motels, tourist courts.
4. Motor hotels.

The classification of individual establishments into hotels, motor hotels, and motels and tourist courts was based primarily on the respondents' self-designation.

Rooming and boarding houses (SIC 702). Establishments renting rooms, with or without board, on a fee basis. Homes for the elderly, for children, and for the handicapped that provide additional services, other than nursing care, are classified in Industry 8361, and homes that provide nursing and/or health-related care are classified in Industry Group 805. Rooming and boarding houses operated by membership organizations for their members only are classified in Industry 7041.

Sporting and recreational camps (SIC 7032). Sporting and recreational camps providing lodging and meals, or lodging only. Included are children's camps, fishing camps, hunting camps, and dude ranches. Day camps and sports instructional camps, such as baseball, basketball, or football camps, are classified in Industry 7999.

Recreational vehicle parks and campsites (SIC 7033). Establishments providing overnight or short-term sites for recreational vehicles, trailers, campers, or tents. Residential trailer and mobile home parks are classified in Real Estate, Major Group 65.

Organization hotels and lodging houses, on membership basis (SIC 704). Lodging houses and hotels operated by membership organizations for the benefit of their members and guests, and not open to the general public. Hotels operated by such organizations but open to the public are classified in Industry 7011. Residential homes for the elderly and others in need of residential, social, and personal care are classified in Industry 8361.

Personal Services (SIC Major Group 72)

This group includes establishments primarily engaged in providing services generally to individuals, such as barber and beauty shops, drycleaning plants, laundries, and photographic studios. For establishments classified in Industry Group 721, collecting and distributing units (branch outlets, pickup stations, terminals, or depots) owned and operated by a firm which does its own laundry work are not classified as separate establishments. Data for these units are merged with data for the plant where the work is done.

Power laundries, family and commercial (SIC 7211).

Establishments primarily engaged in operating mechanical laundries with steam or other power. Excluded are establishments which have power laundry equipment but which are primarily engaged in a specialty, such as industrial laundering, linen rental, or diaper service. These establishments are classified in other categories within Industry Group 721. Independently owned agencies for laundry plants are classified in Industry 7212. Laundries using small power equipment of household type are classified in Industry 7219.

Garment pressing, and agents for laundries and dry-cleaners (SIC 7212).

Establishments primarily engaged in providing laundry and drycleaning services but which have the laundry and/or drycleaning work done by others. Establishments in this industry may do their own pressing or finishing work. Independently owned collecting and distributing agencies serving drycleaning plants or power laundries are included in this classification.

Linen supply (SIC 7213). Establishments primarily engaged in supplying, on a rental basis, such laundered items as uniforms, aprons, table covers, bed linens, and towels. Establishments included in this classification may or may not operate their own laundry facilities.

Coin-operated laundries and drycleaning (SIC 7215).

Establishments primarily engaged in the operation of coin-operated or similar self-service laundry and/or drycleaning equipment. Included are establishments known as laundromats, launderettes, self-service drycleaners, etc. Establishments which operate such machinery in apartment houses, dormitories, and similar locations are included. Establishments which rent such machinery (e.g., to apartment houses) are classified in Industry 7359.

For large geographic areas, data are presented for the following subdivisions of this classification:

1. Coin-operated laundries and drycleaning stores.
2. Coin-operated laundry routes.

Drycleaning plants, except rug cleaning (SIC 7216).

Establishments primarily engaged in drycleaning or dyeing apparel and household fabrics other than rugs. Establishments primarily engaged in cleaning rugs are classified in Industry 7217. Independently owned agencies for cleaning plants are classified in Industry 7212. Establishments known as "tailor shops" or "cleaners" are included in this classification only if they do their own cleaning. Establishments primarily engaged in dyeing fabrics for the trade are classified in Manufacturing, Major Group 22.

Carpet and upholstery cleaning (SIC 7217). Establishments primarily engaged in cleaning carpets and upholstered furniture. Establishments primarily engaged in rug repair are classified in Industry 7699, those primarily

engaged in reupholstering and repairing furniture are classified in Industry 7641, and those primarily engaged in building cleaning are classified in Industry 7349.

Industrial launderers (SIC 7218). Establishments primarily engaged in supplying laundered or drycleaned work uniforms, wiping towels, protective apparel (gloves, flame resistant clothing, etc.), dust control items (treated mats or rugs, mops, cloths, etc.), and similar items to industrial, commercial, and government users. These items may belong to the industrial launderers and be supplied to users on a rental basis, or they may belong to the customers. Establishments included in this industry may or may not operate their own laundry or drycleaning facilities.

Laundry and garment services, n.e.c. (SIC 7219). Establishments primarily engaged in furnishing other laundry services, including repair, alteration, and storage of clothes for individuals; diaper service; and hand laundries. Custom tailors, dressmakers, and fur shops making fur apparel to custom order are classified in Retail Trade.

Photographic studios, portrait (SIC 722). Establishments primarily engaged in still or video portrait photography for the general public. Included in this classification are school, home, and transient portrait photographers. Establishments primarily engaged in commercial photography are classified in Industry 7335; those primarily engaged in video tape production other than portrait are classified in Industry 7812; and those primarily engaged in film developing and/or print processing for the trade or for the general public are classified in Industry 7384.

Beauty shops (SIC 723). Establishments primarily engaged in providing beauty services or both beauty and barber services. Beauty and cosmetology schools are also included. Beauty shop concessions (owned and operated by concessionaires) in hotels, department stores, etc., are classified in this industry and treated as separate establishments. However, beauty shops owned by and operated as part of other businesses (e.g., hotels, department stores) are considered part of the main establishment.

Barber shops (SIC 724). Establishments primarily engaged in providing barber and men's hair styling services. Barber colleges are also included. Barber shop concessions (owned and operated by concessionaires) in hotels, department stores, etc., are classified in this industry and treated as separate establishments. However, barber shops owned by and operated as part of other businesses (e.g., hotels, department stores) are considered part of the main establishment.

Shoe repair shops and shoeshine parlors (SIC 725). Establishments primarily engaged in repairing footwear or shining shoes. Also included are establishments engaged in cleaning and blocking hats. Shoe repair and shoeshine departments (owned and operated by concessionaires) in

hotels, department stores, etc., are classified in this industry and treated as separate establishments. However, shoe repair shops and shoeshine parlors owned and operated as part of other businesses (e.g., hotels, department stores) are considered part of the main establishment.

Funeral service and crematories (SIC 726). Establishments primarily engaged in preparing the dead for burial, conducting funerals, and cremating the dead. Receipts include sales of funeral merchandise, such as caskets and burial clothing, and other services provided directly by the establishments. Also included in the receipts are reimbursements for cash advances made to other establishments for funeral-related merchandise sales and services, such as flowers. Cemeteries, and crematories operated in conjunction with cemeteries, are classified in Real Estate, Industry 6553; crematories and burial services for pets are classified in Agriculture, Industry 0752.

Tax return preparation services (SIC 7291). Establishments primarily engaged in providing tax return preparation services without also providing accounting, auditing, or bookkeeping services. Establishments providing tax return preparation services which also provide accounting, auditing, or bookkeeping services are classified in Industry 8721. Tax return preparation services (owned and operated by concessionaires) in department stores, etc., are classified in this industry and treated as separate establishments. However, tax return preparation services owned and operated as part of other businesses are considered part of the main establishment.

Miscellaneous personal services, n.e.c. (SIC 7299). Establishments primarily engaged in providing personal services, not elsewhere classified, such as saunas; steam and Turkish baths; costume and formal wear rental; operation of coin-operated personal service machines, such as weighing machines, public lockers (except cold storage), pay toilets, etc.; checkroom concessions; dating service; diet or weight reducing workshops; and tanning salons. Establishments operating coin-operated amusement machines, such as pinball machines and juke boxes, are classified in Industry 7993. The operation of physical fitness facilities, including health fitness spas and reducing salons, is classified in Major Group 70 if lodging is also provided and in Industry 7991 if lodging is not provided.

For large geographic areas, data are presented for the following subdivisions of this classification:

1. Massage parlors, tanning salons, and saunas.
2. Diet and weight reducing services.
3. Formal wear rental.
4. Other personal services, n.e.c.

Business Services (SIC Major Group 73)

This group includes establishments primarily engaged in providing services, not elsewhere classified, to business establishments on a contract or fee basis.

Advertising agencies (SIC 7311). Establishments primarily engaged in preparing advertising (writing copy, artwork, graphics, and other creative work) and placing such advertising in periodicals, newspapers, radio, television, or other advertising media for clients on a contract or fee basis. Establishments which place advertising with media but perform no creative services (media buying services) are classified in Industry 7319. Establishments which write advertising copy but do not place the advertising with media are classified in Industry 8999. Establishments which provide commercial art, graphics, or other creative advertising services but do not place the advertising with media are classified in Industry Group 733. Establishments which solicit advertising for nonaffiliated radio, television, newspapers, or magazines are classified in Industry 7313.

Outdoor advertising services (SIC 7312). Establishments primarily engaged in the preparation of poster displays and painted and electric displays on billboards, panels, bulletins, and frames, principally outdoors. Such establishments may (as incidental services) construct, repair, and maintain display boards and may post advertisements. Sign painting shops are classified in Industry 7389. Shops which make neon signs to order are classified in Manufacturing. Establishments primarily engaged in erecting signs are classified in Construction.

Radio, television, and publishers' advertising representatives (SIC 7313). Establishments primarily engaged in soliciting advertising on a contract or fee basis for (nonaffiliated) newspapers, magazines, and other publications, or for radio and television stations. Advertising sales offices operated by the media are classified as auxiliaries.

For large geographic areas, data are presented for the following subdivisions of this classification:

1. Radio and television advertising representatives.
2. Publishers' advertising representatives.

Advertising, n.e.c. (SIC 7319). Establishments primarily engaged in furnishing advertising services, not elsewhere classified, such as handbill distribution, distribution of samples, and transit advertising. Establishments which provide commercial art, graphics, or other creative advertising services but do not place the advertising with the media, are classified in Industry Group 733. Establishments primarily engaged in direct mail advertising, compiling and selling mailing lists, and related services are classified in Industry 7331.

Adjustment and collection services (SIC 7322). Establishments primarily engaged in the collection or adjustment of claims other than insurance. Establishments providing insurance adjustment services are classified in Insurance, Major Group 64. Establishments providing debt counseling or adjustment services for individuals are classified in Industry 7299. Centralized charge services are classified in Finance, Major Group 61.

Credit reporting services (SIC 7323). Establishments primarily engaged in providing mercantile and consumer credit reporting services. Establishments primarily engaged in conducting personal investigations (background) and preparing reports for insurance companies and other business firms are classified in Industry 7389.

Direct mail advertising services (SIC 7331). Establishments primarily engaged in furnishing direct mail advertising services, such as creating, producing, and mailing direct mail advertising. This industry also includes establishments primarily engaged in compiling and selling mailing lists. Establishments primarily engaged in reproducing direct mail copy to order but also providing other direct mail advertising services are classified in Manufacturing if they print the copy, and in Industry 7334 if they duplicate the copy by photocopying or similar reproduction methods.

For large geographic areas, data are presented for the following subdivisions of this classification:

1. Mailing list compilers, brokers, and managers.
2. Direct mail advertising services, except mailing list services.

Photocopying and duplicating services (SIC 7334). Establishments primarily engaged in reproducing text, drawings, plans, maps, or other copy by blueprinting, photocopying, mimeographing, or other methods of duplication other than printing or microfilming. Printing, including "quick printing," is classified in Manufacturing, and microfilming is classified in Industry 7389.

For large geographic areas, data are presented for the following subdivisions of this classification:

1. Blueprinting and photocopying services.
2. Duplicating services, except printing and photocopying.

Commercial photography (SIC 7335). Establishments engaged in providing commercial photography services for advertising agencies, publishers, and other business and industrial users. Establishments engaged in still and video portrait photography are classified in Industry 7221, and those primarily engaged in mapmaking are classified in Industry 7389. Establishments primarily engaged in medical photography are classified in Industry 8099. Establishments primarily engaged in producing commercial video tape or films are classified in Industry 7812.

Commercial art and graphic design (SIC 7336). Establishments primarily engaged in providing commercial art or graphic design services for advertising agencies, publishers, and other business and industrial users. Producers of still and slide films are classified here. Establishments primarily engaged in art, except commercial and medical art, are classified in Industry 8999; those engaged in medical art are classified in Industry 8099; and those providing drafting services are classified in Industry 7389.

For large geographic areas, data are presented for the following subdivisions of this classification:

1. Commercial art.
2. Graphic arts and related design.

Secretarial and court reporting services (SIC 7338). Establishments primarily engaged in furnishing secretarial, typing, word processing, resume writing, and court reporting services.

Disinfecting and pest control services (SIC 7342). Establishments primarily engaged in providing disinfection and termite, insect, rodent, and other pest control generally in dwellings or other buildings. Establishments primarily engaged in pest control for lawns or agricultural production are classified in Agriculture.

Building cleaning and maintenance services, n.e.c. (SIC 7349). Establishments primarily engaged in furnishing building cleaning and maintenance services, not elsewhere classified, such as window cleaning, janitorial services, floor waxing, and office cleaning. General contractors and special trade contractors primarily engaged in building repair work, cleaning building exteriors by sand or steam blasting, or cleaning up after construction are classified in Construction.

Medical equipment rental and leasing (SIC 7352). Establishments primarily engaged in renting or leasing (except finance leasing) medical equipment. These establishments may also sell medical supplies, but establishments primarily engaged in selling medical supplies are classified in Wholesale or Retail Trade. Establishments primarily engaged in finance leasing are classified in Finance, Industry 6159.

Heavy construction equipment rental and leasing (SIC 7353). Establishments primarily engaged in renting or leasing (except finance leasing) heavy construction equipment, with or without operators. Establishments primarily engaged in finance leasing are classified in Finance, Industry 6159.

For large geographic areas, data are presented for the following subdivisions of this classification:

1. Rental and leasing of heavy construction equipment without operators.
2. Rental and leasing of heavy construction equipment with operators.

Equipment rental and leasing, n.e.c. (SIC 7359). Establishments primarily engaged in renting or leasing (except finance leasing) equipment, not elsewhere classified, such as tools, furniture, industrial equipment (except heavy construction), televisions, appliances, party supplies, etc. Establishments primarily engaged in finance leasing are classified in Finance, Industry 6159.

Establishments renting or leasing automobiles and trucks without drivers are classified in Industry Group 751; those renting with drivers, in Transportation. Establishments renting (or leasing) medical equipment are classified in Industry 7352; video tapes and cassettes, in Industry 7841; amusement and recreation items, such as bicycles, beach chairs, etc., in Industry 7999; personal items, such as formal wear, lockers (other than refrigerated), and pillows, in Industry 7299; commercial boats, in Water Transportation, Major Group 44. Direct leasing of machinery or equipment by the manufacturer is classified in Manufacturing or Wholesale Trade. Establishments primarily leasing computer time, including time-sharing services, are classified in Industry 7374; and those renting or leasing computers or data processing equipment, in Industry 7377.

For large geographic areas, data are presented for the following subdivisions of this classification:

1. Equipment rental, except rent-to-own.
2. Equipment leasing, except finance leasing.
3. Rent-to-own.

Employment agencies (SIC 7361). Establishments primarily engaged in providing placement and employment services for employers or those seeking employment. Modeling agencies and nurses' registries are included. Theatrical employment agencies are classified in Industry 7922; motion picture casting bureaus, in Industry 7819; and establishments engaged in furnishing help to other businesses, in Industry 7363.

Help supply services (SIC 7363). Establishments primarily engaged in supplying temporary or continuing help (except agricultural) to other businesses on a contract or fee basis. The help supplied is on the payroll of the supplying establishment but is under the direct or general supervision of the business to whom the help is furnished. Establishments primarily engaged in providing placement and employment services are classified in Industry 7361. Establishments which provide both management and staff to operate a business are classified according to the type of activity of the business. Establishments primarily engaged in furnishing personnel to perform a range of services in support of the operation of other establishments are classified in Industry 8744. Farm labor supply is classified in Agriculture, Industry 0761.

For large geographic areas, data are presented for the following subdivisions of this classification:

1. Temporary help supply.
2. Employee leasing.
3. Other help supply services.

Computer programming services (SIC 7371). Establishments primarily engaged in providing custom computer programming services on a contract or fee basis. These

establishments often perform a variety of additional services, such as computer software design and analysis, modification of existing software, and training in the use of custom software. Establishments primarily engaged in the development and marketing of prepackaged software are classified in Industry 7372. Computer processing services are classified in Industry 7374.

Prepackaged software (SIC 7372). Establishments primarily engaged in designing and developing prepackaged software, including operating, utility, and applications programs. These establishments may also prepare software documentation for the user, install software for the user, and train the user in the use of the software. Establishments primarily engaged in buying and selling prepackaged software are classified in Wholesale or Retail Trade. Custom computer software services, including computer code authors, are classified in Industry 7371.

Computer integrated systems (SIC 7373). Establishments primarily engaged in developing or modifying computer software and packaging or bundling the software with hardware (computers and peripheral equipment) to create an integrated system for specific application. These establishments are involved in all phases of systems development, from design through installation. Establishments primarily engaged in buying and selling computer software and/or hardware are classified in Wholesale or Retail Trade, and establishments primarily engaged in manufacturing computers and/or peripheral equipment are classified in Manufacturing.

Computer processing and data preparation and processing services (SIC 7374). Establishments primarily engaged in providing computer processing and data preparation services. Service may consist of complete processing and preparation of reports from data supplied by the customer, or it may be specialized, such as data entry or making data processing equipment available on an hourly or time-sharing basis.

Information retrieval services (SIC 7375). Establishments primarily engaged in providing on-line information retrieval services on a contract or fee basis. The information generally involves a range of subjects and is taken from other primary sources. Establishments which collect and originate the data are classified in the industry associated with that activity.

Computer facilities management services (SIC 7376). Establishments primarily engaged in providing on-site management and operation of computer and data processing facilities on a contract or fee basis. Establishments primarily engaged in providing computer and data processing at their own facilities are classified in Industry 7374.

Computer rental and leasing (SIC 7377). Establishments primarily engaged in renting or leasing (except finance) computers and related data processing equipment on the

customers' site, whether or not also providing maintenance or support services. Establishments primarily engaged in both manufacturing and leasing computers and related data processing equipment are classified in Division D, Manufacturing, and separate establishments owned by the manufacturer and primarily engaged in leasing are classified in Wholesale Trade. Establishments primarily engaged in finance leasing of computers and related data processing equipment are classified in Finance, Industry 6159, and those primarily engaged in leasing computer time are classified in Industry 7374.

Computer maintenance and repair (SIC 7378). Establishments primarily engaged in the maintenance and repair of computers and computer peripheral equipment.

Computer related services, n.e.c. (SIC 7379). Establishments primarily engaged in providing computer related services, not elsewhere classified, such as computer consulting, disk and diskette conversion, and tape recertification.

For large geographic areas, data are presented for the following subdivisions of this classification:

1. Computer consultants.
2. Miscellaneous computer services, n.e.c.

Detective, guard, and armored car services (SIC 7381). Establishments primarily engaged in providing detective, guard, and armored car services. Fingerprint service, polygraph service, and rental of dogs for protective service are included in this classification.

For large geographic areas, data are presented for the following subdivisions of this classification:

1. Detective agencies and guard services.
2. Armored car services.

Security systems services (SIC 7382). Establishments primarily engaged in monitoring and maintaining security systems devices, such as burglar and fire alarms. These establishments may also sell, lease, and/or install the security systems which they monitor and maintain. Establishments primarily engaged in the sales and installation, or installation only, of such devices are classified in Construction, Industry 1731.

News syndicates (SIC 7383). Establishments primarily engaged in providing news, pictures, features, and news reporting services to newspapers and periodicals. Separate establishments of newspaper and periodical publishers which are engaged in gathering news are classified as auxiliaries.

Photofinishing laboratories (SIC 7384). Establishments primarily engaged in developing film and photographic prints and enlargements. Data for retail outlets (kiosks),

which are owned and operated by photofinishing laboratories for the pickup and delivery of film, are merged with data for the laboratory which owns them and are not treated as separate establishments. Establishments primarily engaged in processing motion picture and video film for the motion picture and television industries are classified in Industry 7819.

For large geographic areas, data are presented for the following subdivisions of this classification:

1. Photofinishing laboratories, except "one-hour" (mini) labs.
2. "One-hour" (mini) photofinishing.

Business services, n.e.c. (SIC 7389). Establishments primarily engaged in furnishing business services, not elsewhere classified, such as auctioneers' establishments (service only), business brokers, drafting service, independent lecture bureaus, inspection service, printing brokers, notaries public, and shop window decoration or trimming, on a commission or fee basis.

For large geographic areas, data are presented for the following subdivisions of this classification:

1. Sign painting shops. Establishments primarily engaged in making signs to individual order or in doing office door and window lettering. Establishments primarily engaged in making signs other than on a custom basis and neon sign manufacturers are classified in Manufacturing.
2. Interior designing. Establishments primarily engaged in advising clients on the selection of furniture, draperies, rugs, and other interior decorations on a commission or fee basis. Establishments providing interior designing service but primarily engaged in the sale of merchandise, are not included. Painting and papering contractors who frequently call themselves "interior decorators" are classified in Construction.
3. Telephone answering services. Establishments primarily engaged in transmitting telephone messages to their clients. Paging services are classified in Communications.
4. Water softening and conditioning services. Establishments primarily engaged in softening water by chemical treatment or other methods.
5. Packaging and labeling services. Establishments primarily engaged in packaging and labeling products, on a contract or fee basis, in packages or other containers normally intended for retail distribution. Companies primarily engaged in packing, crating, and otherwise preparing goods for shipping are classified in Transportation.
6. Trading stamp services. Establishments primarily engaged in selling trading stamps or merchandise coupons to merchants. The redemption stores of trading stamp companies are classified as auxiliary to this industry.

7. Convention and trade show services. Establishments primarily engaged in providing a variety of services to conventions and trade shows on a contract or fee basis, including decoration services, registration services, promotion, and other administrative functions.
8. Private mail centers. Establishments primarily engaged in providing mailbox rental and other postal and mailing (except advertising) services. In addition, establishments may provide typing, photocopying, and FAX services, and may sell office supplies.
9. Miscellaneous business services, n.e.c. Establishments primarily engaged in furnishing business services, not elsewhere classified.

Automotive Repair, Services, and Parking (SIC Major Group 75)

This group includes establishments primarily engaged in furnishing automotive repair, rental, leasing, parking, and other services. Similar facilities owned and operated by concerns for their own use and not available to the general public are treated as auxiliary establishments of those concerns and are not included here. Automotive repair shops operated by establishments engaged in the sale of new automobiles are classified in Retail Trade, as are those operated by gasoline service stations (where sales of merchandise (including fuel) exceed repair receipts). Automobile driving instruction is classified in Industry 8299.

Truck rental and leasing, without drivers (SIC 7513).

Establishments primarily engaged in short-term rental or extended-term leasing (with or without maintenance) of trucks, truck tractors, or semitrailers without drivers. Establishments primarily engaged in renting or leasing, except finance leasing, of industrial trucks are classified in Industry 7359; those renting or leasing trucks with drivers are classified in Transportation, Industry Group 421; and those renting or leasing heavy construction and earth moving equipment are classified in Industry 7353. Establishments primarily engaged in finance leasing are classified in Finance, Major Group 61.

For large geographic areas, data are presented for the following subdivisions of this classification:

1. Truck rental, without drivers.
2. Truck leasing, except finance leasing.

Passenger car rental (SIC 7514). Establishments primarily engaged in short-term rental of passenger cars without drivers. Data for separate automotive rental offices or concessions (e.g., airport locations) in the same metropolitan area, for which a common fleet of cars is maintained, are merged and not considered as separate establishments. Establishments primarily engaged in renting automobiles with drivers are classified in Transportation, Industry 4119.

Passenger car leasing (SIC 7515). Establishments primarily engaged in extended-term leasing of passenger cars without drivers. These establishments may or may not provide maintenance of vehicles as part of the lease contract. Establishments primarily engaged in renting automobiles with drivers are classified in Transportation, Industry 4119. Establishments primarily engaged in finance leasing are classified in Finance, Major Group 61.

Utility trailer and recreational vehicle rental (SIC 7519). Establishments primarily engaged in daily or extended-term rental of utility trailers and recreational vehicles. Establishments primarily engaged in renting motorcycles, bicycles, golf carts, gocarts, or recreational boats are classified in Industry 7999, and those engaged in renting airplanes are classified in Industry 7359. Establishments primarily engaged in the rental of mobile homes on site are classified in Real Estate, Industry 6515.

Automobile parking (SIC 7521). Establishments primarily engaged in the temporary parking of automobiles usually on an hourly, daily, or monthly contract or fee basis. Excluded are municipal parking lots and lots operated by establishments or institutions primarily engaged in other activities (e.g., department stores, hospitals, restaurants). Valet parking is classified in Industry 7299. Establishments primarily engaged in extended or dead storage of automobiles are classified in Transportation, Industry 4226.

For large geographic areas, data are presented for the following subdivisions of this classification:

1. Parking lots.
2. Parking structures.

Top, body, and upholstery repair shops and paint shops (SIC 7532). Establishments primarily engaged in the repair of automotive tops, bodies, and interiors, or automotive painting and refinishing. Also included in the industry are establishments primarily engaged in customizing automobiles, trucks, and vans, except on a factory basis. Those engaged in customizing automobiles, trucks, and vans on a factory basis are classified in Manufacturing, Industry Group 371.

For large geographic areas, data are presented for the following subdivisions of this classification:

1. Top and body repair shops.
2. Paint shops.

Automotive exhaust system repair shops (SIC 7533). Establishments primarily engaged in the installation, repair, or sale and installation of automotive exhaust systems. The sale of mufflers, tailpipes, and catalytic converters is considered to be incidental to the installation of these products.

Tire retreading and repair shops (SIC 7534). Establishments primarily engaged in repairing and retreading automotive tires. Establishments classified here may either retread customers' tires or retread tires for sale or exchange to the user or the trade.

Automotive glass replacement shops (SIC 7536). Establishments primarily engaged in the installation, repair, or sale and installation of automotive glass. The sale of the glass is considered incidental to the replacement.

Automotive transmission repair shops (SIC 7537). Establishments primarily engaged in the installation, repair, or sale and installation of automotive transmissions. The sale of transmissions and related parts is considered incidental to transmission installation or repair.

General automotive repair shops (SIC 7538). Establishments primarily engaged in general automotive repair, such as engine repair shops (except industrial truck engines), general repair and service garages, and diesel engine repair shops. Establishments primarily engaged in specialized repair of individual engine components, not elsewhere classified, are classified in Industry 7539. Establishments primarily engaged in repair of motorcycles are classified in Industry 7699.

For large geographic areas, data are presented for the following subdivisions of this classification:

1. General automotive repair shops, except diesel.
2. Diesel repair shops.

Automotive repair shops, n.e.c. (SIC 7539). Establishments primarily engaged in specialized automotive repair, not elsewhere classified, such as fuel service (carburetor repair), brake relining, front-end and wheel alignment, and radiator repair. Establishments primarily engaged in automotive welding are classified in Industry 7692.

For large geographic areas, data are presented for the following subdivisions of this classification:

1. Radiator repair.
2. Brake, front end, and wheel alignment.
3. Carburetor repair shops.
4. Automotive electrical repair shops.
5. Other automotive repair shops, n.e.c. Establishments primarily engaged in specialized automotive repairs, not elsewhere classified, such as frame repair, piston ring service and repair, speedometer repair, and heater and air-conditioning repair.

Carwashes (SIC 7542). Establishments primarily engaged in washing, waxing, and polishing motor vehicles or furnishing facilities for the self-service washing of motor vehicles.

Automotive services, except repair and carwashes (SIC 7549). Establishments primarily engaged in furnishing automotive services, except repair and carwashes, such as lubricating service, towing service, diagnostic service, undercoating service, and inspection service.

For large geographic areas, data are presented for the following subdivisions of this classification:

1. Lubrication shops.
2. Towing services.
3. Other automotive services, n.e.c.

Miscellaneous Repair Services (SIC Major Group 76)

This group includes establishments primarily engaged in miscellaneous repair services, not elsewhere classified. Repair departments of retail dealers or manufacturers are not included unless operated as separate establishments and reported as such. This group does not include some repair services of which the more important are: repair to structures (classified in Construction); garment and shoe repair (classified in Major Group 72); automotive repair services (classified in Major Group 75); electronic computer and computer peripheral equipment repair services (classified in Industry 7378); ship and boat repair (classified in Manufacturing); and railroad repair (classified in Manufacturing).

Radio and television repair shops (SIC 7622). Establishments primarily engaged in repairing radios, televisions, phonographs, stereo equipment, and tape recorders. Also included are establishments engaged in installing and repairing television, amateur, and citizens' band antennas, and those engaged in installing and servicing similar equipment in homes, offices, boats, automobiles, or other vehicles. Establishments primarily engaged in installation, repair, or maintenance of radio and television broadcast transmitting antennas and towers are classified in Construction. Repair departments of radio and television dealers are not included here unless operated and reported as separate establishments.

Refrigeration and air-conditioning service and repair shops (SIC 7623). Establishments primarily engaged in servicing and repairing household and commercial electrical refrigerators and air-conditioning and refrigeration equipment. Establishments primarily engaged in servicing and repairing gas refrigeration equipment are classified in Industry 7699, and those repairing automotive air-conditioning equipment are classified in Industry 7539. Establishments primarily engaged in installing refrigeration and air-conditioning systems are classified in Construction.

Electrical and electronic repair shops, n.e.c. (SIC 7629). Establishments primarily engaged in servicing and repairing electrical and electronic equipment, not elsewhere classified, such as electrical household appliances (washing machines, vacuum cleaners, irons, toasters, etc.) and electrical and electronic industrial equipment. Electrical contractors and electrical shops engaged primarily in house wiring are included in Construction, Industry 1731. The repair of electric motors is classified in Industry 7694. Repair of electronic computers and computer peripheral equipment is classified in Industry 7378.

Watch, clock, and jewelry repair (SIC 763). Establishments primarily engaged in the repair of watches, clocks, or jewelry. Establishments primarily engaged in assembling watches from purchased parts are classified in Manufacturing, Industry 3873.

Reupholstery and furniture repair (SIC 764). Establishments primarily engaged in furniture reupholstery and repair. Establishments primarily engaged in selling upholstery materials, making slipcovers and draperies to order, or in upholstering new frames to individual order are classified in Retail Trade, as are establishments making furniture and cabinets on a custom basis.

Welding repair (SIC 7692). Establishments primarily engaged in repair work by welding, including automotive welding. Welding in connection with the manufacture of a product is classified in Manufacturing. Welding contractors doing welding work at construction sites are classified in Construction, Industry 1799.

Armature rewinding shops (SIC 7694). Establishments primarily engaged in rewinding armatures and rebuilding or repairing electric motors. Establishments classified here may either repair customers' equipment or repair their own equipment for sale or exchange to users or to the trade. Establishments primarily engaged in the repair of electrical appliances are classified in Industry 7629.

Repair shops and related services, n.e.c. (SIC 7699). Establishments primarily engaged in specialized repair services, not elsewhere classified, such as farm machinery and equipment repair; lawnmower, saw, knife, and tool sharpening and repair; bicycle repair; lock and gun repair; musical instrument repair; and the repair of typewriters. Repair services which involve primarily electrical or electronic equipment or components are classified in Industry 7629; however, primarily mechanical repair of electrically powered equipment, such as electric sewing machine repair, is included here.

For large geographic areas, data are presented for the following subdivisions of this classification:

1. Farm machinery and equipment repair.
2. Lawnmower and other small gasoline engine repair. Establishments primarily engaged in saw, knife, and tool sharpening are also included here.
3. Sewer and septic tank cleaning services. Establishments primarily engaged in cleaning or repairing sewers and septic tanks. Establishments which install septic tanks are classified in Construction.
4. Other repair and related services, n.e.c. Establishments primarily engaged in specialized repair services, not elsewhere classified, such as aircraft flight instrument repair (except electrical), blacksmith shops, bicycle repair, boiler repair, photographic equipment repair,

dental instrument repair, furnace and chimney cleaning, gunsmith shops, key duplicating shops, motorcycle repair, musical instrument tuning and repair, taxidermists, typewriter repair, umbrella repair, and venetian blind repair.

Motion Pictures (SIC Major Group 78)

This group includes establishments producing and distributing motion pictures, exhibiting motion pictures in commercially operated theaters, and furnishing services to the motion picture industry. The term "motion pictures" includes similar productions for television or other media using film, tape, or other means.

Motion picture and video tape production (SIC 7812). Establishments primarily engaged in the production of theatrical and nontheatrical motion pictures and video tapes for exhibition or sale. Establishments engaged in both production and distribution of motion pictures are included here, as well as those engaged in the production of educational, industrial, and religious films. Establishments primarily engaged in motion picture and video tape reproduction are classified in Industry 7819.

For large geographic areas, data are presented for the following subdivisions of this classification:

1. Motion picture production, except for television.
2. Motion picture and tape production for television.

Services allied to motion picture production (SIC 7819). Establishments primarily engaged in performing auxiliary services to motion picture production, such as motion picture film processing, editing, and titling. Also included are casting bureaus, wardrobe and studio property rental, rental and repair of cameras and other motion picture equipment, stock footage film libraries, and television tape services (editing, transfers, etc.).

Motion picture and video tape distribution (SIC 7822). Establishments primarily engaged in the distribution (rental or sale) of theatrical and nontheatrical motion picture films or in the distribution of video tapes and disks, except to the general public. Establishments engaged in both distribution and production are classified in Industry 7812. Establishments primarily engaged in renting video tapes and disks to the general public are classified in Industry 7841, and those engaged in the sale of video tape and disks to individuals for personal or household use are classified in Retail Trade, Industry 5735.

For large geographic areas, data are presented for the following subdivisions of this classification:

1. Motion picture film exchanges.
2. Film and tape distribution for television.
3. Video tape wholesalers.

Services allied to motion picture distribution (SIC 7829). Establishments primarily engaged in performing auxiliary services to motion picture distribution, such as film delivery service, film purchasing and booking agencies, and film libraries.

Motion picture theaters, except drive-in (SIC 7832). Commercially operated theaters primarily engaged in the indoor exhibition of motion pictures.

Drive-in motion picture theaters (SIC 7833). Commercially operated theaters, commonly known as drive-in theaters, primarily engaged in the outdoor exhibition of motion pictures.

Video tape rental (SIC 7841). Establishments primarily engaged in renting recorded video tapes and disks to the general public for personal or household use. Establishments primarily engaged in renting video recorders and players are classified in Industry 7359. Establishments primarily engaged in selling recorded video tapes and disks to the general public are classified in Retail Trade, Industry 5735, and those engaged in the wholesale distribution of recorded video tapes and disks are classified in Industry 7822.

Amusement and Recreation Services, Except Motion Pictures (SIC Major Group 79)

This group includes establishments primarily engaged in providing amusement, recreation, or entertainment services, not elsewhere classified. Gambling businesses, where legal, are also included in this Major Group; however, combined gambling and lodging facilities with 25 guestrooms or more are classified in Industry 7011. Establishments primarily engaged in operating museums, art galleries, arboreta, and botanical and zoological gardens are classified in Major Group 84.

Dance studios, schools, and halls (SIC 791). Establishments primarily engaged in operating public dance halls or ballrooms, dance studios, and dance schools. Establishments primarily engaged in renting facilities used as dance halls or ballrooms are classified in Real Estate, Industry 6512.

Theatrical producers (except motion picture) and miscellaneous theatrical services (SIC 7922). Establishments primarily engaged in providing live theatrical presentations, such as road companies and summer theaters. This industry also includes services allied with theatrical presentations, such as casting agencies; booking agencies for plays, artists, and concerts; scenery, lighting, and other equipment services; and theatrical ticket agencies. Also included in this industry are producers of live and taped radio programs and commercials and producers of live television programs.

For large geographic areas, data are presented for the following subdivisions of this classification:

1. Producers of live theatrical productions. Stock or repertory companies, whether or not operating their own theaters, are included here. Establishments primarily engaged in producing shows for dinner theaters but not operating the food service are also included here. Dinner theaters operating food service are classified in Retail Trade, Industry 5812.
2. Producers of radio and television shows, except tape producers. Establishments primarily engaged in producing shows for live presentation on radio and television. Producers of motion picture and television tape are classified in Industry 7812 and producers of radio tape in the subgroup Other theatrical services.
3. Artists' and entertainers' managers or agents, concert bureaus, and booking agents.
4. Other theatrical services. Establishments engaged in theatrical services, not elsewhere classified, such as ticket agencies; theatrical, television, and radio employment agencies; theatrical equipment rental and design; and lighting. Radio show tape producers are included here.

Bands, orchestras, actors, and other entertainers and entertainment groups (SIC 7929). Establishments primarily engaged in providing entertainment other than live theatrical presentations. These establishments include bands, orchestras, and entertainers.

For large geographic areas, data are presented for the following subdivisions of this classification:

1. Dance groups and artists.
2. Symphony orchestras, opera companies, and chamber music organizations.
3. Other music groups and artists. Dance and stage bands, orchestras (except symphony or chamber), combos, quintets, soloists, and similar musical organizations, groups, and artists.
4. Other entertainers and entertainment groups. Entertainers other than dance bands, symphony orchestras, dance groups, or similar musical and dance organizations.

Bowling centers (SIC 7933). Establishments primarily engaged in providing facilities for bowling.

Professional sports clubs and promoters (SIC 7941). Operators and promoters of professional and semiprofessional athletic clubs, promoters of athletic events, and managers of individual professional athletes. Receipts from radio or television broadcasts, from sales of players, from concession operators, and from noncustomer sources are not included in the total receipts for the activities

classified here. Establishments primarily engaged in renting stadiums and athletic fields to sports promoters and clubs are classified in Real Estate, Industry Group 651.

For large geographic areas, data are presented for the following subdivisions of this classification:

1. Baseball clubs.
2. Football clubs.
3. Other professional sports clubs.
4. Managers and promoters.

Racing, including track operation (SIC 7948). Promoters and participants in racing activities, including racetrack operators, operators of racing stables, jockeys, racehorse trainers, and race car owners and operators. Establishments which own racetracks but do not engage in promotion of racing events, are classified in Real Estate, Industry Group 651. Stables and kennels primarily engaged in breeding or boarding horses and dogs are classified in Agriculture, Industry 0752.

For large geographic areas, data are presented for the following subdivisions of this classification:

1. Auto racetrack operation.
2. Horse racetrack operation.
3. Dog racetrack operation.
4. Racing stables and racing, n.e.c.

Physical fitness facilities (SIC 7991). Establishments primarily engaged in operating reducing and other health clubs, spas, and similar facilities featuring exercise and other active physical fitness conditioning, whether or not on a membership basis. Establishments providing aerobic dance and exercise classes are also included here. Sports and recreation clubs are classified in Industry 7997 if operated on a membership basis, and in Industry 7992 or 7999 if open to the general public. Health resorts and spas providing lodging are classified in Major Group 70. Establishments that promote physical fitness through diet control are classified in Industry 7299.

For large geographic areas, data are presented for the following subdivisions of this classification:

1. Physical fitness centers, except gymnasiums and athletic clubs.
2. Gymnasiums and athletic clubs.

Public golf courses (SIC 7992). Privately operated establishments primarily engaged in the operation of golf courses open to the general public on a fee basis. Municipally owned and operated golf courses are not included. Membership golf and country clubs are classified in Industry 7997. Miniature golf courses and golf driving ranges are classified in Industry 7999.

Coin-operated amusement devices (SIC 7993). Establishments primarily engaged in operating coin-operated amusement devices either in their own or in other places of business. Such amusement devices include juke boxes, pinball machines, mechanical games, video games, slot machines (where legal), and similar types of amusement equipment. The amusement devices may also be operated by bills. Amusement arcades and parlors are also included. Establishments primarily engaged in rental of such devices are classified in Industry 7359.

Amusement parks (SIC 7996). Establishments known as amusement parks, theme parks, kiddie parks, etc., which group together a number of attractions, such as mechanical rides, amusement devices, refreshment stands, and picnic grounds. Individual ride operators or concessionaires operating within the park are classified in Industry 7999, as are carnivals operating without a fixed exhibition site. Owners of the park grounds (who do not operate the amusement parks) are classified in Real Estate, Industry Group 651.

Membership sports and recreation clubs (SIC 7997). Sports and recreation clubs which maintain facilities for use only by members and their guests, such as country, golf, tennis, yacht, and swimming clubs. Such establishments are classified here regardless of the proportion of receipts derived from food or liquor sales. Membership organizations engaged in civic, social, or fraternal activities are classified in Industry 864. Physical fitness facilities are classified in Industry 7991.

Amusement and recreation services, n.e.c. (SIC 7999). Establishments primarily engaged in the operation of sports, amusement, and recreation services, not elsewhere classified, such as bathing beaches, swimming pools, and riding academies and schools. Membership sports and recreation clubs not open to the general public are classified in Industry 7997.

For large geographic areas, data are presented for the following subdivisions of this classification:

1. Concession operators of amusement devices and rides. Concession operators of mechanical rides or of amusement devices in amusement parks, carnivals, circuses, or fairs; or operators of independently operated rides or devices of this type.
2. Carnivals and circuses. Establishments operating a group of amusement, service, and/or retail units, generally known as carnivals, which do not have any fixed exhibition site; or companies engaged in the operation of circuses having acrobatic and animal shows and individual circus acts. Side shows are included here. Individual performers in circuses are classified in Other entertainers and entertainment groups, a subgroup of Industry 7929.
3. Fairs. Establishments primarily engaged in arranging and operating the exhibitions and related activities

usually associated with county, State, or similar fairs. Carnivals and side shows which are part of the fairs but which are independently owned and operated are included in the subgroup Carnivals and circuses. Other independently owned and operated amusement device and ride concessions are included in the subgroup Concession operators of amusement devices and rides.

4. Roller skating rinks.
5. Ice skating rinks.
6. Other amusement and recreation services, n.e.c. Establishments primarily engaged in the commercial operation of sports, amusement, and recreation services, not elsewhere classified. Included are establishments engaged in instruction of sports or recreational activities, such as baseball, bridge, golf, judo, karate, skiing, swimming, and tennis. Also included are establishments renting articles for amusement and recreation, such as beach chairs and accessories, bicycles, golf carts, small boats and canoes, and saddle horses.

Other establishments in this classification include commercially operated bathing beaches, gambling establishments (where legal), golf driving ranges, miniature golf courses, riding academies and stables, shooting galleries, slot-car tracks, ski lifts, day camps, and establishments engaged in the commercial operation of swimming pools open to the general public for a fee. Municipally operated golf courses and swimming pools are excluded from this census. Privately owned tourist attractions, such as natural wonders or manmade exhibits, are included here. Museums, art galleries, and botanical and zoological gardens are included in Major Group 84.

Health Services (SIC Major Group 80)

This group includes establishments primarily engaged in furnishing medical, surgical, and other health services to persons. Associations or groups, such as Health Maintenance Organizations (HMO's), primarily engaged in providing medical or other health services to members are included but those which only provide insurance covering hospitalization or medical costs are classified in Insurance, Major Group 63. Hospices providing medical services are also included in this Major Group and are classified according to the primary service provided. Health care facilities were primarily coded based on self-designation. Where multiple levels of care were indicated but were not apparently separate operations, the facility was generally classified based on the highest level of care provided. Veterinarians are classified in Agriculture, Industry Group 074.

Offices and clinics of doctors of medicine (SIC 801). Establishments of licensed practitioners having the degree of M.D. and engaged in the practice of general or specialized medicine and surgery. General medical clinics (staffed by licensed practitioners having M.D. degree) are also classified here.

Associations of physicians formed solely for sharing expenses (including payroll) are also included here. Receipts are not applicable for these associations since their operations are funded by reimbursements from member firms, and these funds are not considered operating receipts for medical services provided. However, their payroll and employment data are included in statistics presented for this category.

For large geographic areas, data are presented for the following subdivisions of this classification:

1. Offices of doctors of medicine. Includes offices as well as group clinics owned and operated by physicians for the purpose of carrying on their profession.
2. General medical clinics. Includes clinics not owned and operated by physicians associated for the purpose of carrying on their profession.

Offices and clinics of dentists (SIC 802). Establishments of licensed practitioners having the degree of D.D.S. (or D.D. Sc.) or D.M.D. and engaged in the practice of general or specialized dentistry, including dental surgery. Dental clinics are also classified here.

For large geographic areas, data are presented for the following subdivisions of this classification:

1. Offices of dentists. Includes offices as well as group clinics owned and operated by dentists associated for the purpose of carrying on their profession.
2. Dental clinics. Includes clinics not owned and operated by dentists associated for the purpose of carrying on their profession.

Offices and clinics of doctors of osteopathy (SIC 803). Establishments of licensed practitioners having the degree of D.O. and engaged in the practice of general or specialized osteopathic medicine and surgery.

For large geographic areas, data are presented for the following subdivisions of this classification:

1. Offices of osteopathic physicians.
2. Osteopathic clinics.

Offices and clinics of chiropractors (SIC 8041). Establishments of licensed practitioners having the degree of D.C. and engaged in the practice of chiropractic medicine.

Offices and clinics of optometrists (SIC 8042). Establishments of licensed practitioners having the degree of O.D. and engaged in the practice of optometry. Establishments where receipts are primarily from the sale of optical goods prescribed as a result of eye examinations performed at another establishment are classified in Retail Trade, Industry 5999.

Offices and clinics of podiatrists (SIC 8043). Establishments of licensed practitioners having the degree of D.P. and engaged in the practice of podiatry.

Offices and clinics of health practitioners, n.e.c. (SIC 8049). Establishments of health practitioners engaged in practice in health fields, not elsewhere classified, such as acupuncturists, midwives, nutritionists, physical and occupational therapists, and psychologists.

Skilled nursing care facilities (SIC 8051). Establishments primarily engaged in providing inpatient nursing and rehabilitative services to patients who require continuous health care but not hospital services. Care must be ordered by and under the direction of a physician. The staff must include a licensed nurse on duty continuously with a minimum of one full-time registered nurse on duty during each day shift. Included are establishments certified to deliver skilled nursing care under the Medicare and Medicaid programs.

Intermediate care facilities (SIC 8052). Establishments primarily engaged in providing inpatient nursing and rehabilitative services but not on a continuous basis. Staffing must include 24-hour per day personnel with a licensed nurse on duty full-time during each day shift. At least once a week, consultation with a registered nurse on the delivery of care is required. Included are facilities certified to deliver intermediate care under the Medicaid program.

Nursing and personal care facilities, n.e.c. (SIC 8059). Establishments primarily engaged in providing some nursing and/or health-related care to patients who do not require the degree of care and treatment that a skilled or intermediate care facility is designed to provide. Included are rest homes, convalescent homes, and other institutions where health care is a major element. Residential facilities, such as homes for the retarded and the elderly which provide personal care but where health care is incidental, are classified in Industry 8361.

General medical and surgical hospitals (SIC 8062). Establishments primarily engaged in providing general medical and surgical services and other hospital services. Specialty hospitals are classified in Industries 8063 and 8069.

Psychiatric hospitals (SIC 8063). Establishments primarily engaged in providing diagnostic medical services and inpatient treatment for the mentally ill. Establishments known as hospitals and primarily engaged in providing health care for the mentally retarded are classified in Industry 8051.

Specialty hospitals, except psychiatric (SIC 8069). Establishments primarily engaged in providing diagnostic services, treatment, and other hospital services for specialized categories of patients, except for the mentally ill.

Medical laboratories (SIC 8071). Establishments primarily engaged in providing professional analytic or diagnostic services to the medical profession or to the patient as

prescribed by a physician. Laboratories engaged in the manufacture of medical or pharmaceutical products are classified in Manufacturing. Laboratories engaged in commercial medical research are classified in Industry 8731, and those engaged in noncommercial medical research are classified in Industry 8733.

Dental laboratories (SIC 8072). Establishments primarily engaged in making dentures, artificial teeth, and orthodontic appliances to order for the dental profession. The manufacture of teeth other than to order is classified in Manufacturing. Establishments providing dental X-ray laboratory services are classified in Industry 8071.

Home health care services (SIC 8082). Establishments primarily engaged in providing skilled nursing or medical care in the home under supervision of a medical doctor. Establishments of registered or practical nurses engaged in the independent practice of their profession are classified in Industry 8049, and nurses' registries are classified in Industry 7361. Establishments primarily engaged in selling health care products for personal or household consumption are classified in Retail Trade, and those engaged in renting or leasing products for health care are classified in Industry 7352.

Kidney dialysis centers (SIC 8092). Establishments primarily engaged in providing kidney or renal dialysis services.

Specialty outpatient facilities, n.e.c. (SIC 8093). Establishments primarily engaged in outpatient care of a specialized nature, such as alcohol and drug treatment, birth control/family planning, etc., with permanent facilities and with medical staff to provide diagnosis, treatment, or both for patients who are ambulatory but do not require inpatient care.

Health and allied services, n.e.c. (SIC 8099). Establishments primarily engaged in providing health and allied services, n.e.c., such as blood banks, blood donor stations, childbirth preparation classes, medical photography and art, and oxygen tent services. Establishments of registered or practical nurses in independent practice are classified in Industry 8049. Ambulance services are classified in Transportation, Industry 4119.

Legal Services (SIC Major Group 81)

This group includes establishments which are headed by members of the bar and are engaged in offering legal advice or legal services. Nonprofit legal services (including legal aid societies) are classified here. Associations of lawyers formed solely for the sharing of expenses (including payroll) and not for the purpose of jointly practicing their profession are also included. Receipts are not applicable for these associations since their operations are funded by reimbursements from member firms, and these

funds are not considered operating receipts for legal services provided. However, their payroll and employment data are included in statistics presented for this category.

Selected Educational Services (SIC's 823, 824, 829)

This group includes libraries as well as establishments furnishing formal courses through correspondence, commercial, and trade schools. Elementary and secondary schools (Industry 8211); colleges, universities, and professional schools (Industry 8221); and junior colleges and technical institutes (Industry 8222) are out of scope of the census.

Libraries (SIC 823). Establishments primarily engaged in providing library services, including the circulation of books and other materials for reading, study, and reference.

Data processing schools (SIC 8243). Establishments primarily engaged in offering training in data processing (including data keying), computer programming, and in computer and peripheral equipment operation, maintenance, and repair.

Business and secretarial schools (SIC 8244). Establishments primarily engaged in offering courses in business machine operation, office procedures, and secretarial and stenographic skills.

Vocational schools, n.e.c. (SIC 8249). Establishments primarily engaged in offering specialized vocational courses, not elsewhere classified but not academic training. This industry includes apprentice training, aviation schools, commercial art schools, and practical nursing schools. Schools for the instruction of beauticians are classified in Industry 7231, and barber schools are classified in Industry 7241. Establishments primarily engaged in offering educational courses by mail are included here.

Schools and educational services, n.e.c. (SIC 829). Establishments primarily engaged in offering specialized educational courses and services, not elsewhere classified, such as music schools, drama schools, language schools, student exchange programs, and civil service and other short-term examination preparatory schools. Vocational counseling (excluding rehabilitation) is also included here. Educational testing is included in Industry 8748. Establishments primarily engaged in operating dance schools are classified in Industry 7911; those providing rehabilitation counseling are classified in Industry 8331; and those providing sports instruction in Industry 7999.

Social Services (SIC Major Group 83)

This group includes establishments providing social services and rehabilitation services to those persons with social or personal problems requiring special services and to the physically challenged and the disadvantaged. Also

included are organizations soliciting funds to be used directly for these and related services, as well as community development and planning agencies. Government offices involved with the delivery of such services are out of scope of the census.

Individual and family social services (SIC 832). Establishments primarily engaged in providing one or more of a variety of individual and family social, counseling, welfare, or referral services, including refugee, disaster, and temporary relief services.

Job training and vocational rehabilitation services (SIC 833). Establishments primarily engaged in providing training, work experience, and vocational rehabilitation services for the unemployed, the underemployed, the physically challenged, and to persons who have a job market disadvantage because of lack of education or experience, skill obsolescence, or personal characteristics or problems. Included are upgrading and job development services, skill training, world-of-work orientation, and vocational rehabilitation counseling. Union apprentice training schools are classified in Industry 8249.

Child day care services (SIC 835). Establishments primarily engaged in care of infants or children, or in providing prekindergarten education, where medical care or delinquency correction is not a major element. These establishments may or may not have substantial educational programs and may care for older children when they are not in school. Establishments providing babysitting services are classified in Industry 7299. Head start centers operating in conjunction with elementary schools are classified in Industry 8211.

Residential care (SIC 836). Establishments primarily engaged in the provision of residential social and personal care for children, the elderly, and special categories of persons with some limits on ability for self-care but where medical care is not a major element. Included here are group foster homes; halfway group homes; homes for the retarded, the elderly, the deaf, and the blind; juvenile correctional homes; rehabilitation (residential) centers; and children's boarding homes. Boarding schools providing elementary and secondary education are classified in Industry 8211.

Social services, n.e.c. (SIC 839). Establishments primarily engaged in providing social services, not elsewhere classified, including community improvement, social change, and neighborhood development. Also included are organizations primarily engaged in soliciting contributions on their own account and administering appropriations and allocating funds among other agencies engaged in social welfare services; establishments primarily engaged in the prevention of criminal or antisocial behavior; and regional social service planning agencies. Establishments which raise funds on a contract basis are classified in Industry 7389. Civic, social, fraternal, and political organizations are included

in Major Group 86. Industrial development consulting and planning is classified in Industry 8748. Philanthropic trusts and foundations which are not actually engaged in providing social welfare services are classified in Finance, Industry 6732.

Museums, Art Galleries, and Botanical and Zoological Gardens (SIC Major Group 84)

This major group includes commercial and noncommercial museums, art galleries, arboreta, and botanical and zoological gardens.

Museums and art galleries (SIC 8412). Establishments primarily engaged in the commercial or noncommercial operation of museums and art galleries. Historical, cultural, and educational societies whose functions are primarily providing attractions for the public are included here. Art galleries or art dealers primarily selling to the general public are classified in Retail Trade, Industry 5999.

Arboreta and botanical or zoological gardens (SIC 8422). Establishments primarily engaged in the commercial or noncommercial operation of arboreta and botanical and zoological gardens.

Selected Membership Organizations (SIC's 861, 862, 864, 869)

This group includes organizations operating on a membership basis for the promotion of the interests of their members. Also included are organizations which are not operated on a membership basis but which promote the interests of a constituency or group of supporters. This group does not include business establishments operated by membership organizations, such as hotels open to the general public, golf and country clubs, fraternity and sorority houses, and credit unions. Such establishments are classified according to their primary activity.

Establishments of religious organizations operated for worship or for promotion of religious activities, such as churches, convents, and religious schools and missions, are classified in Industry 8661 and are out of scope of the census. Also excluded are Labor unions and similar labor organizations (Industry 8631) and Political organizations (Industry 8651).

Business associations (SIC 861). Membership organizations engaged in promoting business interests of their members, such as better business bureaus, boards of trade, chambers of commerce, industrial standards committees, merchants' associations, real estate boards, and trade associations. Membership organizations formed to carry out a specific business function, such as common marketing of crops or joint advertising, are classified according to the function performed.

Professional membership organizations (SIC 862). Membership organizations of professional persons formed for the advancement of the interests of their profession, such as bar associations, engineering associations, and scientific membership organizations.

Civic, social, and fraternal associations (SIC 864).

Membership organizations engaged in civic, social, or fraternal activities, such as alumni associations, citizens' associations, fraternities, scout organizations, singing societies, university clubs, veterans' organizations, youth associations, and consumer education and public advocacy groups (except organizations primarily engaged in research). Bars and restaurants owned and operated by organizations for use by members and guests only are also classified here. Hotels and lodging houses operated by organizations for use by members and their guests only, including fraternity and sorority houses, are classified in Industry 7041. Membership sports and recreation clubs are classified in Industry 7997. Homeowner, tenant, and condominium associations primarily engaged in managing real estate are classified in Real Estate, Industry 6531.

Membership organizations, n.e.c. (SIC 869). Membership organizations, not elsewhere classified, such as athletic regulatory associations, automobile owners' associations, farm bureaus, historical clubs, and humane societies.

Engineering, Accounting, Research, Management, and Related Services (SIC Major Group 87)

This group includes establishments primarily engaged in providing engineering, architectural, and surveying services; accounting, auditing, and bookkeeping services; research, development, and testing services; and management and public relations services.

Engineering services (SIC 8711). Establishments primarily engaged in providing professional engineering services. Establishments primarily providing and supervising their own engineering staff on temporary contract to other firms are included here. Establishments providing engineering but not supervisory, personnel are classified in Industry 7363. Photogrammetric engineering services are classified in Industry 8713.

Architectural services (SIC 8712). Establishments primarily engaged in providing professional architectural services. Landscape architectural services are classified in Agriculture, Industry 0781. Establishments primarily engaged in providing graphic arts and related design services are classified in Industry 7336, and those providing drafting services are classified in Industry 7389.

Surveying services (SIC 8713). Establishments primarily engaged in providing professional land, water, and aerial surveying services.

Accounting, auditing, and bookkeeping services (SIC 8721). Establishments primarily engaged in furnishing accounting, bookkeeping, and related auditing services. These establishments may use data processing and tabulating techniques as part of providing their services. However,

establishments primarily engaged in providing data processing and tabulating services are classified in Industry 7374. Establishments providing income tax return preparation services, without also furnishing accounting, auditing, or bookkeeping services, are classified in Industry 7291.

Commercial physical and biological research (SIC 8731).

Establishments primarily engaged in physical and biological research and development on a contract or fee basis. Noncommercial research establishments (funded by endowments, grants, or contributions) are classified in Industry 8733. Separate establishments of aircraft, guided missile, or spacecraft manufacturers primarily engaged in research and development on these products are classified in Manufacturing, Major Group 37.

For large geographic areas, data are presented for the following subdivisions of this classification:

1. Commercial physical research.
2. Commercial medical and biological research.

Commercial economic, sociological, and educational research (SIC 8732).

Establishments primarily engaged in performing business, marketing, opinion, and other economic, sociological, and educational research on a contract or fee basis. Noncommercial research establishments (funded by endowments, grants, or contributions) are classified in Industry 8733.

Noncommercial research organizations (SIC 8733). Establishments primarily engaged in performing research into and dissemination of information for public health, education, or general welfare. These establishments primarily operate on funds from endowments, contributions, and grants. Establishments which fund such research, although the actual research may be contracted out to other establishments, are also classified here.

Testing laboratories (SIC 8734). Establishments primarily engaged in providing testing services. Establishments performing clinical laboratory testing for the medical profession are classified in Industry 8071.

Management services (SIC 8741). Establishments primarily engaged in furnishing general or specialized management services on a day to day basis and on a contract or fee basis. Establishments classified here do not provide operating staff. Management and operation of a business, where operating staff as well as management is provided, is classified according to the activity of the establishment managed. Construction management services are classified here.

Management consulting services (SIC 8742). Establishments primarily engaged in furnishing operating counsel and assistance to managements of private, nonprofit, and public organizations. These establishments generally perform a variety of activities, such as strategic and organizational planning; financial planning and budgeting; marketing objectives and policies planning; information systems

planning, evaluation, and selection; human resources policies and practices planning; and production scheduling and control planning.

Public relations services (SIC 8743). Establishments primarily engaged in the preparation of materials, written or spoken, which are designed to promote the interests of their clients by attempting to influence the general public or other groups.

Facilities support management services (SIC 8744).

Establishments primarily engaged in furnishing personnel to perform a range of services in support of the operations of other establishments, or those engaged in providing a number of different continuing services, on a contract or fee basis, within other establishments. Establishments which provide management and staff to operate a business are classified according to the type of activity of the business. Establishments primarily providing one specialized service are classified in the specialized industry. Establishments primarily supplying temporary or continuing help (except agricultural) are classified in Industry 7363. Establishments which provide management services only (except agricultural) are classified in Industry 8741. Computer facilities management is classified in Industry 7376.

Business consulting services, n.e.c. (SIC 8748). Establishments primarily engaged in furnishing business consulting services, not elsewhere classified, on a contract or fee basis. Included are agricultural, economic, educational, and systems engineering consultants as well as city planners and testing services (educational or personnel).

Services, Not Elsewhere Classified (SIC Major Group 89)

Establishments primarily providing services, not elsewhere classified, such as artists (excluding commercial and medical artists), authors, scientific consultants (working on their own account), inventors, lecturers, music arrangers, newspaper columnists, radio commentators, song writers, weather forecasters, and writers.

There is evidence that among small employer establishments (for which kind-of-business information is obtained from administrative records), many service establishments are classified incorrectly in this industry because there is insufficient information to determine the correct kind-of-business classification. Therefore, the published data probably overstate the number of establishments and level of activity for this category.

For large geographic areas, data are presented for the following subdivisions of this classification:

1. Scientific and related consulting services, except environmental.
2. Environmental consulting.
3. Authors, composers, and other arts-related services.
4. Other services, n.e.c.

Appendix B. **Sample Report Form and Instructions**

The sample report form and instructions are shown on the following pages.



Appendix C.

Kind-of-Business Titles and Reporting-Form Numbers

[Listed below are service industries kind-of-business titles and their corresponding reporting-form numbers. Requests for copies of any of these forms, including the inquiries used to classify establishments by kind of business, should be directed to the Services Division, Bureau of the Census, Washington, DC 20233]

SIC code	Title	Reporting form CB-	SIC code	Title	Reporting form CB-
70	HOTELS, ROOMING HOUSES, CAMPS, AND OTHER LODGING PLACES		73	BUSINESS SERVICES—Con.	
7011 pt.	Hotels, 25 guestrooms or more	7001	7377	Computer rental and leasing	7307
7011 pt.	Hotels, less than 25 guestrooms	7001	7378	Computer maintenance and repair	7307
7011 pt.	Motels, tourist courts	7001	7379 pt.	Computer consultants	7307
7011 pt.	Motor hotels	7001	7379 pt.	Miscellaneous computer services, n.e.c.	7307
702	Rooming and boarding houses	7002	7381 pt.	Detective agencies and guard services	7308
7032	Sporting and recreational camps	7002	7381 pt.	Armored car services	7308
7033	Recreational vehicle parks and campsites	7002	7382	Security systems services	7308
704	Organization hotels and lodging houses, on membership basis.	7002	7383	News syndicates	7308
			7384 pt.	Photofinishing laboratories, except "one-hour" (mini) labs	7303
			7384 pt.	"One-hour" (mini) photofinishing	7303
72	PERSONAL SERVICES		7389 pt.	Sign painting shops	7308
7211	Power laundries, family and commercial	7201	7389 pt.	Interior designing	7308
7212	Garment pressing, and agents for laundries and drycleaners	7201	7389 pt.	Telephone answering services	7308
7213	Linen supply	7201	7389 pt.	Water softening and conditioning services	7308
7215 pt.	Coin-operated laundries and drycleaning stores	7201	7389 pt.	Packaging and labeling services	7308
7215 pt.	Coin-operated laundry routes	7201	7389 pt.	Trading stamp services	7308
7216	Drycleaning plants, except rug cleaning	7201	7389 pt.	Convention and trade show services	7308
7217	Carpet and upholstery cleaning	7201	7389 pt.	Private mail centers	7308
7218	Industrial launderers	7201	7389 pt.	Miscellaneous business services, n.e.c.	7308
7219	Laundry and garment services, n.e.c.	7201			
722	Photographic studios, portrait	7303	75	AUTOMOTIVE REPAIR, SERVICES, AND PARKING	
723	Beauty shops	7202	7513 pt.	Truck rental, without drivers	7501
724	Barber shops	7202	7513 pt.	Truck leasing, except finance leasing	7501
725	Shoe repair shops and shoeshine parlors	7202	7514	Passenger car rental	7501
726	Funeral service and crematories	7202	7515	Passenger car leasing	7501
7291	Tax return preparation services	7202	7519	Utility trailer and recreational vehicle rental	7501
7299 pt.	Massage parlors, tanning salons, and saunas	7202	7521 pt.	Parking lots	7502
7299 pt.	Diet and weight reducing services	7202	7521 pt.	Parking structures	7502
7299 pt.	Formal wear rental	7202	7532 pt.	Top and body repair shops	7503
7299 pt.	Other personal services, n.e.c.	7202	7532 pt.	Paint shops	7503
73	BUSINESS SERVICES		7533	Automotive exhaust system repair shops	7503
7311	Advertising agencies	7301	7534	Tire retreading and repair shops	7503
7312	Outdoor advertising services	7301	7536	Automotive glass replacement shops	7503
7313 pt.	Radio and television advertising representatives	7301	7537	Automotive transmission repair shops	7503
7313 pt.	Publishers' advertising representatives	7301	7538 pt.	General automotive repair shops, except diesel	7503
7319	Advertising, n.e.c.	7301	7538 pt.	Diesel repair shops	7503
7322	Adjustment and collection services	7302	7539 pt.	Radiator repair	7503
7323	Credit reporting services	7302	7539 pt.	Brake, front end, and wheel alignment	7503
7331 pt.	Mailing list compilers, brokers, and managers	7303	7539 pt.	Carburetor repair shops	7503
7331 pt.	Direct mail advertising services, except mailing list services	7303	7539 pt.	Automotive electrical repair shops	7503
7334 pt.	Blueprinting and photocopying services	7303	7539 pt.	Other automotive repair shops, n.e.c.	7503
7334 pt.	Duplicating services, except printing and photocopying	7303	7542	Carwashes	7503
7335	Commercial photography	7303	7549 pt.	Lubrication shops	7503
7336 pt.	Commercial art	7303	7549 pt.	Towing services	7503
7336 pt.	Graphic arts and related design	7303	7549 pt.	Other automotive services, n.e.c.	7503
7338	Secretarial and court reporting services	7303	76	MISCELLANEOUS REPAIR SERVICES	
7342	Disinfecting and pest control services	7304	7622	Radio and television repair shops	7600
7349	Building cleaning and maintenance services, n.e.c.	7304	7623	Refrigeration and air-conditioning service and repair shops	7600
7352	Medical equipment rental and leasing	7305	7629	Electrical and electronic repair shops, n.e.c.	7600
7353 pt.	Rental and leasing of heavy construction equipment without operators	7305	763	Watch, clock, and jewelry repair	7600
7353 pt.	Rental and leasing of heavy construction equipment with operators	7305	764	Reupholstery and furniture repair	7600
7359 pt.	Equipment rental, except rent-to-own	7305	7692	Welding repair	7600
7359 pt.	Equipment leasing, except finance leasing	7305	7694	Armature rewinding shops	7600
7359 pt.	Rent-to-own	7305	7699 pt.	Farm machinery and equipment repair	7600
7361	Employment agencies	7306	7699 pt.	Lawnmower and other small gasoline engine repair	7600
7363 pt.	Temporary help supply	7306	7699 pt.	Sewer and septic tank cleaning services	7600
7363 pt.	Employee leasing	7306	7699 pt.	Other repair and related services, n.e.c.	7600
7363 pt.	Other help supply services	7306	78	MOTION PICTURES	
7371	Computer programming services	7307	7812 pt.	Motion picture production, except for television	7801
7372	Prepackaged software	7307	7812 pt.	Motion picture and tape production for television	7801
7373	Computer integrated systems	7307	7819	Services allied to motion picture production	7801
7374	Computer processing and data preparation and processing services	7307	7822 pt.	Motion picture film exchanges	7801
7375	Information retrieval services	7307	7822 pt.	Film and tape distribution for television	7801
7376	Computer facilities management services	7307	7822 pt.	Video tape wholesalers	7801
			7829	Services allied to motion picture distribution	7801
			7832	Motion picture theaters, except drive-in	7802
			7833	Drive-in motion picture theaters	7802
			7841	Video tape rental	7803

SIC code	Title	Reporting form CB-	SIC code	Title	Reporting form CB-
79	AMUSEMENT AND RECREATION SERVICES, EXCEPT MOTION PICTURES AND MUSEUMS		81	LEGAL SERVICES	
791	Dance studios, schools, and halls	7903	81 pt.	Offices of lawyers	8100
7922 pt.	Producers of live theatrical productions	7901	81 pt.	Legal aid societies and similar legal services	8100
7922 pt.	Producers of radio and television shows, except tape producers	7901	823, 4,	SELECTED EDUCATIONAL SERVICES	
7922 pt.	Artists' and entertainers' managers or agents, concert bureaus, and booking agents	7901	9		
7922 pt.	Other theatrical services	7901	823	Libraries	8200
7929 pt.	Dance groups and artists	7901	8243	Data processing schools	8200
7929 pt.	Symphony orchestras, opera companies, and chamber music organizations	7901	8244	Business and secretarial schools	8200
7929 pt.	Other music groups and artists	7901	8249	Vocational schools, n.e.c.	8200
7929 pt.	Other entertainers and entertainment groups	7901	829	Schools and educational services, n.e.c.	8200
7933	Bowling centers	7902	83	SOCIAL SERVICES	
7941 pt.	Baseball clubs	7902			
7941 pt.	Football clubs	7902	832	Individual and family social services	8300
7941 pt.	Other professional sports clubs	7902	833	Job training and vocational rehabilitation services	8300
7941 pt.	Managers and promoters	7902	835	Child day care services	8300
7948 pt.	Auto racetrack operation	7902	836	Residential care	8300
7948 pt.	Horse racetrack operation	7902	839	Social services, n.e.c.	8300
7948 pt.	Dog racetrack operation	7902	84	MUSEUMS, ART GALLERIES, AND BOTANICAL AND ZOOLOGICAL GARDENS	
7948 pt.	Racing stables and racing, n.e.c.	7902			
7991 pt.	Physical fitness centers, except gymnasiums and athletic clubs	7903	8412	Museums and art galleries	8400
7991 pt.	Gymnasiums and athletic clubs	7903	8422	Arboreta and botanical or zoological gardens	8400
7992	Public golf courses	7903			
7993	Coin-operated amusement devices	7903	86	SELECTED MEMBERSHIP ORGANIZATIONS	
7996	Amusement parks	7902			
7997	Membership sports and recreation clubs	7903	861	Business associations	8600
7999 pt.	Concession operators of amusement devices and rides	7903	862	Professional membership organizations	8600
7999 pt.	Carnivals and circuses	7903	864	Civic, social, and fraternal associations	8600
7999 pt.	Fairs	7903	869	Membership organizations, n.e.c.	8600
7999 pt.	Roller skating rinks	7903	87	ENGINEERING, ACCOUNTING, RESEARCH, MANAGEMENT, AND RELATED SERVICES	
7999 pt.	Ice skating rinks	7903			
7999 pt.	Other amusement and recreation services, n.e.c.	7903	8711	Engineering services	8701
80	HEALTH SERVICES		8712	Architectural services	8701
801 pt.	Offices of doctors of medicine	8001	8713	Surveying services	8701
801 pt.	General medical clinics	8001	8721	Accounting, auditing, and bookkeeping services	8702
802 pt.	Offices of dentists	8002	8731 pt.	Commercial physical research	8703
802 pt.	Dental clinics	8002			
803 pt.	Offices of osteopathic physicians	8001	8731 pt.	Commercial medical and biological research	8703
803 pt.	Osteopathic clinics	8001	8732	Commercial economic, sociological, and educational research	8703
8041	Offices and clinics of chiropractors	8001	8733	Noncommercial research organizations	8703
8042	Offices and clinics of optometrists	8001	8734	Testing laboratories	8703
8043	Offices and clinics of podiatrists	8001	8741	Management services	8704
8049	Offices and clinics of health practitioners, n.e.c.	8001			
8051	Skilled nursing care facilities	8003	8742	Management consulting services	8704
8052	Intermediate care facilities	8003	8743	Public relations services	8704
8059	Nursing and personal care facilities, n.e.c.	8003	8744	Facilities support management services	8704
8062	General medical and surgical hospitals	8004	8748	Business consulting services, n.e.c.	8704
8063	Psychiatric hospitals	8004	89	SERVICES, N.E.C.	
8069	Specialty hospitals, except psychiatric	8004			
8071	Medical laboratories	8005	8999 pt.	Scientific and related consulting services, except environmental	8900
8072	Dental laboratories	8005	8999 pt.	Environmental consulting	8900
8082	Home health care services	8006	8999 pt.	Authors, composers, and other arts-related services	8900
8092	Kidney dialysis centers	8006	8999 pt.	Other services, n.e.c.	8900
8093	Specialty outpatient facilities, n.e.c.	8006			
8099	Health and allied services, n.e.c.	8006			

Appendix D. Metropolitan Areas

(Titles and definitions shown for MSA's, CMSA's, and PMSA's are those established by the Office of Management and Budget, as of June 30, 1993)

MINNESOTA

Duluth-Superior, MN-WI MSA

St. Louis County, MN
Douglas County, WI

Fargo-Moorhead, ND-MN MSA

Clay County, MN
Cass County, ND

Grand Forks, ND-MN MSA

Polk County, MN
Grand Forks County, ND

La Crosse, WI-MN MSA

Houston County, MN
La Crosse County, WI

Minneapolis-St. Paul, MN-WI MSA

Anoka County, MN
Carver County, MN

Minneapolis-St. Paul, MN-WI MSA—Con.

Chisago County, MN
Dakota County, MN
Hennepin County, MN
Isanti County, MN
Ramsey County, MN
Scott County, MN
Sherburne County, MN
Washington County, MN
Wright County, MN
Pierce County, WI
St. Croix County, WI

Rochester, MN MSA

Olmsted County, MN

St. Cloud, MN MSA

Benton County, MN
Stearns County, MN

Appendix E.

Percent of Receipts/Revenue Based on Administrative Records and Estimation for the State: 1992

Table E-1. Firms Subject to Federal Income Tax

[Includes only establishments with payroll. For meaning of abbreviations and symbols, and for more information on reliability of data, see introductory text. For explanation of terms and comparability of 1987 and 1992 censuses, see appendix A]

SIC code	Kind of business or operation	Percent of receipts —		SIC code	Kind of business or operation	Percent of receipts —	
		From administrative records ¹	Estimated ²			From administrative records ¹	Estimated ²
	Total	17.3	7.3	73	Business services—Con.		
70 ex. 704	Hotels, rooming houses, camps, and other lodging places (except membership lodging)	4.4	3.8	736	Personnel supply services	15.1	4.6
	Hotels and motels	2.8	3.7	7361	Employment agencies	58.4	9.2
7011	Hotels	1.1	4.2	7363	Help supply services	10.9	4.1
7011 pt.	Hotels, 25 guestrooms or more8	4.2	7363 pt.	Temporary help supply	5.2	3.3
7011 pt.	Hotels, less than 25 guestrooms	15.6	3.8	7363 pt.	Help supply, except temporary	45.2	9.1
7011 pt.	Motels, motor hotels, and tourist courts	7.7	2.1	737	Computer programming, data processing, and other computer related services	4.2	8.5
7011 pt.	Motels, tourist courts	9.7	2.8	7371, 2, 3	Computer programming, prepackaged software, and integrated systems	5.3	7.8
7011 pt.	Motor hotels	2.4	.4	7371	Computer programming services	4.7	4.3
702, 3	Other lodging places	28.0	6.6	7372	Prepackaged software	2.5	19.2
702	Rooming and boarding houses	28.0	10.5	7373	Computer integrated systems	9.4	4.0
703	Camps and recreational vehicle parks	28.0	5.3	7374, 5, 6	Data processing services	2.2	12.9
72	Personal services	21.9	4.3	7374, 5	Computer processing, information retrieval	(D)	(D)
721	Laundry, cleaning, and garment services	19.9	4.0	7376	Computer facilities management services	(D)	(D)
7211	Power laundries, family and commercial*	15.1	4.8	7377, 8, 9	Computer rental and leasing, maintenance, and related services, n.e.c.	4.0	4.0
7213	Linen supply*	3.4	2.1	7377	Computer rental and leasing	(D)	(D)
7215	Coin-operated laundries and drycleaning	47.7	2.8	7378	Computer maintenance and repair	1.6	1.7
7216	Drycleaning plants, except rug cleaning*	25.8	6.9	7379	Computer related services, n.e.c.	(D)	(D)
7217	Carpet and upholstery cleaning	38.8	4.7	738	Miscellaneous business services	19.9	7.5
7218	Industrial launderers*	1.0	1.3	7381, 2	Detective agencies and protective services	9.8	9.7
7212, 9	Other laundry, cleaning, and garment services* ..	40.5	5.9	7381	Detective, guard, and armored car services	12.7	9.4
7212	Garment pressing, and agents for laundries and drycleaners	21.4	5.4	7382	Security systems services	3.3	10.4
7219	Laundry and garment services, n.e.c.*	48.8	6.1	7383	News syndicates	6.9	2.0
722	Photographic studios, portrait	11.8	1.9	7384	Photofinishing laboratories*	11.3	5.6
723, 4	Beauty and barber shops	27.4	4.7	7389 pt.	Business services, n.e.c.	23.6	7.4
723	Beauty shops	27.7	4.8	7389 pt.	Sign painting shops	49.1	11.4
724	Barber shops	21.0	3.3	7389 pt.	Interior designing	67.6	5.0
725	Shoe repair shops and shoeshine parlors	31.7	18.9	75	Telephone answering services	24.4	11.4
726	Funeral service and crematories	28.9	6.6	751	Other business services	21.2	7.4
729	Miscellaneous personal services	24.6	5.0	7513	Automotive repair, services, and parking	22.6	7.5
7291	Tax return preparation services	37.0	7.8	7514, 5	Automotive rental and leasing, without drivers	8.5	9.3
7299	Miscellaneous personal services, n.e.c.	20.5	4.1	7514	Truck rental and leasing, without drivers	17.7	9.0
73	Business services	13.3	7.0	7515	Passenger car rental and leasing	2.1	9.6
731	Advertising	19.9	4.1	7515 (D)	Passenger car rental	(D)	(D)
7311	Advertising agencies	19.0	1.9	7519	Passenger car leasing	(D)	(D)
7312	Outdoor advertising services	12.6	5.4	7519	Utility trailer and recreational vehicle rental	82.7	—
7313	Radio, television, publishers' advertising representatives	14.6	26.5	752	Automobile parking	1.7	5.3
7319	Advertising, n.e.c.	41.8	8.1	753	Automotive repair shops	30.8	6.8
732	Consumer credit reporting agencies, mercantile reporting agencies, and adjustment and collection agencies	16.3	1.6	7532	Top, body, and upholstery repair shops and paint shops	34.1	2.7
7322	Adjustment and collection services	24.6	2.3	7532 pt.	Top and body repair shops	33.5	2.7
7323	Credit reporting services	2.7	.4	7538	Paint shops	48.0	2.9
733	Mailing, reproduction, commercial art and photography, and stenographic services	20.6	5.5	7538 pt.	General automotive repair shops	36.3	4.4
7331	Direct mail advertising services	10.6	7.8	7538 pt.	General automotive repair shops, except diesel	38.6	4.0
7334	Photocopying and duplicating services	4.6	2.8	7538 pt.	Diesel repair shops	28.4	6.0
7335, 6	Commercial photography, art, and graphics	29.5	4.6	7539 pt.	Other automotive repair shops	15.9	16.7
7335	Commercial photography	31.9	1.3	7533, 4, 6, 7, 9	Automotive exhaust system repair shops	11.6	3.6
7336	Commercial art and graphic design	28.8	5.6	7533	Tire retreading and repair shops	13.5	3.3
7338	Secretarial and court reporting services	45.1	6.7	7534	Automotive glass replacement shops	14.2	45.7
734	Services to dwellings and other buildings	33.1	7.2	7536	Automotive transmission repair shops	30.7	6.4
7342	Disinfecting and pest control services	5.6	.7	7537	Automotive repair shops, n.e.c.	15.8	1.8
7349	Building cleaning and maintenance services, n.e.c.	36.0	7.9	7539 pt.	Radiator repair	26.7	1.5
735	Miscellaneous equipment rental and leasing	16.3	9.2	7539 pt.	Brake, front end, and wheel alignment	15.8	.6
7352	Medical equipment rental and leasing	8.1	26.2	7539 pt.	Automotive electrical and fuel system services	15.7	2.6
7353	Heavy construction equipment rental and leasing ..	31.0	2.8	7549	Other automotive repair shops, n.e.c.	9.8	3.0
7359	Equipment rental and leasing, n.e.c.	17.2	5.8	754	Automotive services, except repair	19.9	9.7
				7542	Carwashes	28.2	8.3
				7549	Automotive services, except repair and carwashes	12.3	11.0

See footnotes at end of table.

Table E-1. Firms Subject to Federal Income Tax – Con.

[Includes only establishments with payroll. For meaning of abbreviations and symbols, and for more information on reliability of data, see introductory text. For explanation of terms and comparability of 1987 and 1992 censuses, see appendix A]

SIC code	Kind of business or operation	Percent of receipts –		SIC code	Kind of business or operation	Percent of receipts –	
		From administrative records ¹	Estimated ²			From administrative records ¹	Estimated ²
76	Miscellaneous repair services -----	32.7	4.6	80	Health services -----	16.2	6.5
762	Electrical repair shops -----	28.9	4.4	801	Offices and clinics of doctors of medicine -----	10.3	4.4
7622	Radio and television repair shops -----	33.4	4.8	8011 pt.	Offices of doctors of medicine -----	10.5	4.4
7623, 9	Other electrical and electronic repair shops -----	27.8	4.3	8011 pt.	General medical clinics -----	2.7	3.3
7623	Refrigeration and air-conditioning service and repair shops -----	24.2	4.7	802	Offices and clinics of dentists -----	36.5	2.8
7629	Electrical and electronic repair shops, n.e.c. ---	29.1	4.2	803	Offices and clinics of doctors of osteopathy -----	(D)	(D)
763	Watch, clock, and jewelry repair -----	41.3	—	804	Offices and clinics of other health practitioners ----	40.3	9.3
764	Reupholstery and furniture repair -----	39.4	4.6	8041	Offices and clinics of chiropractors -----	50.9	5.0
				8042	Offices and clinics of optometrists -----	32.4	9.2
				8043	Offices and clinics of podiatrists -----	35.5	9.2
				8049	Offices and clinics of health practitioners, n.e.c. --	29.6	16.4
769	Miscellaneous repair and related services -----	33.8	4.7	805	Nursing and personal care facilities -----	2.4	14.5
7692	Welding repair -----	32.4	3.1	8051	Skilled nursing care facilities -----	2.0	16.3
7694	Armature rewinding shops -----	32.3	.8	8052	Intermediate care facilities -----	4.6	2.1
7699	Repair shops and related services, n.e.c. -----	34.3	5.5	8059	Nursing and personal care facilities, n.e.c. -----	9.3	2.9
				806	Hospitals -----	(D)	(D)
				8062	General medical and surgical hospitals -----	—	—
				8063, 9	Specialty hospitals -----	(D)	(D)
78, 79, 84	Amusement and recreation services, including motion pictures and museums -----	14.3	7.9	807, 8, 9	Other health services -----	13.8	6.9
781, 2	Motion picture production, distribution, and services --	.6	13.5	807	Medical and dental laboratories -----	14.6	2.4
				8071	Medical laboratories -----	11.6	3.3
				8072	Dental laboratories -----	19.5	1.0
				808	Home health care services -----	10.0	8.2
				809	Miscellaneous health and allied services, n.e.c. ---	17.1	11.1
783	Motion picture theaters -----	1.2	3.1	8092	Kidney dialysis centers -----	(D)	(D)
7832	Motion picture theaters, except drive-in -----	.9	3.1	8093	Specialty outpatient facilities, n.e.c. -----	17.9	12.0
7833	Drive-in motion picture theaters -----	27.9	4.6	8099	Health and allied services, n.e.c. -----	(D)	(D)
				81	Legal services -----	24.8	5.5
784	Video tape rental -----	38.0	16.5	823, 4, 9	Selected educational services -----	25.3	13.4
				823	Libraries -----	(D)	(D)
				824	Vocational schools -----	12.4	13.1
				829	Schools and educational services, n.e.c. -----	(D)	(D)
792	Theatrical producers (except motion picture), bands, orchestras, and entertainers -----	7.3	2.6	83	Social services -----	24.6	12.9
7922	Theatrical producers (except motion picture) and miscellaneous theatrical services -----	3.8	2.5	835	Child day care services -----	19.5	5.9
7929	Bands, orchestras, actors, and other entertainers and entertainment groups -----	14.7	3.0	832, 3, 6, 9	Other social services -----	26.6	15.7
793	Bowling centers -----	40.5	4.0	87 ex. 8733	Engineering, accounting, research, management, and related services (except noncommercial research organizations) -----	19.8	11.6
79 ex. 792, 3; 84	Commercial sports and other amusement and recreation services, including museums -----	15.1	7.2	871	Engineering, architectural, and surveying services --	20.0	10.0
794	Commercial sports -----	4.1	19.5	8711	Engineering services -----	21.3	10.4
7941	Professional sports clubs, managers, promoters -----	(D)	(D)	8712	Architectural services -----	16.4	9.1
7948	Racing, including track operation -----	(D)	(D)	8713	Surveying services -----	28.0	10.3
79 ex. 792, 3, 4; 84	Other amusement and recreation services, including museums -----	16.7	5.5	872	Accounting, auditing, and bookkeeping services ----	23.5	5.3
791	Dance studios, schools, and halls -----	17.7	9.1	873 ex. 8733	Research, development, and testing services (except noncommercial research organizations) ---	9.9	22.9
7991	Physical fitness facilities -----	10.4	5.4	8731	Commercial physical and biological research -----	5.8	58.9
7992	Public golf courses -----	45.6	4.2	8732	Commercial economic, sociological, and educational research -----	17.0	6.5
7993	Coin-operated amusement devices -----	20.0	7.2	8734	Testing laboratories -----	4.4	14.3
7996	Amusement parks -----	1.0	.4	874	Management and public relations services -----	19.5	14.5
7997	Membership sports and recreation clubs -----	24.3	9.7	8741	Management services -----	11.6	19.8
7999, 84	Amusement and recreation services, including museums, n.e.c. -----	13.8	4.2	8742	Management consulting services -----	25.9	15.4
7999 pt.	Concession operators of amusement devices and rides -----	34.8	11.9	8743	Public relations services -----	(D)	(D)
7999 pt., 84	Carnivals, circuses, and fairs -----	3.6	2.0	8744	Facilities support management services -----	(D)	(D)
	Other recreation and amusements, including museums -----	13.8	4.2	8748	Business consulting services, n.e.c. -----	41.2	7.0
				89	Services, n.e.c. -----	21.0	3.9

¹Includes receipts information obtained from administrative records of other Federal agencies.

²Includes receipts information which was imputed based on historic company ratios or administrative records or on industry averages.

Table E-2. Firms Exempt From Federal Income Tax

[Includes only establishments with payroll. For meaning of abbreviations and symbols, and for more information on reliability of data, see introductory text. For explanation of terms and comparability of 1987 and 1992 censuses, see appendix A]

SIC code	Kind of business or operation	Percent of revenue —		SIC code	Kind of business or operation	Percent of revenue —	
		From administrative records ¹	Estimated ²			From administrative records ¹	Estimated ²
	Total	7.6	2.9	823, 4, 9	Selected educational services	16.3	5.2
7032, 704	Camps and membership lodging	27.2	18.3	83	Social services	17.5	9.0
792, 7991 pt., 7997, 7999 pt., 84	Selected amusement, recreation, and related services	17.7	2.3	835	Child day care services	10.8	9.7
8011 pt.; 8021 pt.; 805, 6, 8, 9	Selected health services6	.4	832, 3, 6, 9	Other social services	17.8	8.9
8011 pt., 8021 pt., 805	Clinics of doctors of medicine and dentists	—	1.0	832	Individual and family social services	21.0	8.3
806	Hospitals	—	—	833	Job training and vocational rehabilitation services	14.6	9.7
8062	General medical and surgical hospitals	—	.1	836	Residential care	19.5	6.3
8063, 9	Specialty hospitals	—	—	839	Social services, n.e.c.	15.6	10.5
808, 9	Other health services	14.4	1.4	861, 2, 4, 9	Selected membership organizations	42.6	12.2
8111 pt.	Legal aid societies and similar legal services	7.3	2.3	861	Business associations	31.8	5.5
				864	Civic, social, and fraternal associations	44.2	15.2
				862, 9	Other membership organizations	47.0	9.2
				873, 4 ex. 8744	Research, testing, and consulting services, except facilities support management services	15.7	11.1
				873	Research, development, and testing services	16.1	6.5
				874 ex. 8744	Management and public relations services, except facilities support management services	15.1	18.8

¹Includes revenue information obtained from administrative records of other Federal agencies.

²Includes revenue information which was imputed based on historic company ratios or administrative records or on industry averages.

Appendix F. Geographic Notes

MINNESOTA

Blaine is in Anoka and Ramsey Counties.

Chanhassen is in Carver and Hennepin Counties.

Dayton is in Hennepin and Wright Counties.

Granite Falls is in Chippewa and Yellow Medicine Counties.

Hastings is in Dakota and Washington Counties.

International Falls includes South International Falls; the two cities merged and became International Falls in January 1989.

Lake City is in Goodhue and Wabasha Counties.

Mankato is in Blue Earth, Le Sueur, and Nicollet Counties; it annexed into Le Sueur County in December 1991.

New Prague is in Le Sueur and Scott Counties.

Northfield is in Dakota and Rice Counties.

North Mankato is in Blue Earth and Nicollet Counties; it annexed into Blue Earth County in June 1986, but this change was not submitted to the Bureau of the Census until September 1987.

Otsego was incorporated in November 1990.

Princeton is in Mille Lacs and Sherburne Counties.

Rockford is in Hennepin and Wright Counties.

St. Anthony is in Hennepin and Ramsey Counties.

St. Cloud is in Benton, Sherburne, and Stearns Counties.

Sartell is in Benton and Stearns Counties.

Spring Lake Park is in Anoka and Ramsey Counties.

Staples is in Todd and Wadena Counties.

Wadena is in Otter Tail and Wadena Counties.

White Bear Lake is in Ramsey and Washington Counties.

Appendix G.

Establishments in Business Any Time During Year and Establishments in Business at End of Year for the State: 1992 and 1987

Table G-1. Firms Subject to Federal Income Tax

[Includes only establishments with payroll. For meaning of abbreviations and symbols, see introductory text. For explanation of terms and comparability of 1987 and 1992 censuses, see appendix A]

SIC code	Kind of business or operation	Establishments in business —			
		Any time during year		At end of year	
		1992	1987	1992	1987
	Total	31 004	26 458	28 935	24 730
70 ex. 704	Hotels, rooming houses, camps, and other lodging places (except membership lodging)	1 110	1 032	1 033	967
	Hotels and motels	820	788	759	732
7011	Hotels	300	297	274	280
7011 pt.	Hotels, 25 guestrooms or more	202	203	189	191
7011 pt.	Hotels, less than 25 guestrooms	98	94	85	89
7011 pt.	Motels, motor hotels, and tourist courts	520	491	485	452
7011 pt.	Motels, tourist courts	456	432	427	395
7011 pt.	Motor hotels	64	59	58	57
702, 3	Other lodging places	290	244	274	235
702	Rooming and boarding houses	66	59	60	58
703	Camps and recreational vehicle parks	224	185	214	177
72	Personal services	3 681	3 522	3 384	3 223
721	Laundry, cleaning, and garment services	769	730	710	669
7211	Power laundries, family and commercial*	29	55	25	54
7213	Linen supply*	22	14	20	12
7215	Coin-operated laundries and drycleaning	149	168	138	152
7216	Drycleaning plants, except rug cleaning*	291	297	275	270
7217	Carpet and upholstery cleaning	126	85	113	76
7218	Industrial launderers*	22	17	19	16
7212, 9	Other laundry, cleaning, and garment services*	130	94	120	89
722	Photographic studios, portrait	264	214	243	199
723, 4	Beauty and barber shops	1 756	1 720	1 626	1 569
723	Beauty shops	1 708	1 646	1 582	1 502
724	Barber shops	48	74	44	67
725	Shoe repair shops and shoeshine parlors	56	55	49	52
726	Funeral service and crematories	303	324	288	316
729	Miscellaneous personal services	533	479	468	418
7291	Tax return preparation services	200	180	169	147
7299	Miscellaneous personal services, n.e.c.	333	299	299	271
73	Business services	5 769	4 286	5 339	3 980
731	Advertising	444	358	417	336
7311	Advertising agencies	307	248	229	229
7312	Outdoor advertising services	24	18	23	17
7313	Radio, television, publishers' advertising representatives	56	44	54	43
7319	Advertising, n.e.c.	57	48	53	47
732	Consumer credit reporting agencies, mercantile reporting agencies, and adjustment and collection agencies	152	133	147	124
7322	Adjustment and collection services	122	100	118	93
7323	Credit reporting services	30	33	29	31
733	Mailing, reproduction, commercial art and photography, and stenographic services	783	583	732	546
7331	Direct mail advertising services	95	73	87	67
7334	Photocopying and duplicating services	70	60	62	53
7335, 6	Commercial photography, art, and graphics	452	320	425	306
7335	Commercial photography	105	76	97	74
7336	Commercial art and graphic design	347	244	328	232
7338	Secretarial and court reporting services	166	130	158	120
734	Services to dwellings and other buildings	940	661	833	602
7342	Disinfecting and pest control services	33	36	33	31
7349	Building cleaning and maintenance services, n.e.c.	907	625	800	571
735	Miscellaneous equipment rental and leasing	300	320	287	304
7352	Medical equipment rental and leasing	33	30	33	30
7353	Heavy construction equipment rental and leasing	25	42	23	42
7359	Equipment rental and leasing, n.e.c.	242	248	231	232
736	Personnel supply services	537	370	496	346
7361	Employment agencies	195	168	181	157
7363	Help supply services	342	202	315	189

See footnotes at end of table.

Table G-1. Firms Subject to Federal Income Tax – Con.

[Includes only establishments with payroll. For meaning of abbreviations and symbols, see introductory text. For explanation of terms and comparability of 1987 and 1992 censuses, see appendix A]

SIC code	Kind of business or operation	Establishments in business –			
		Any time during year		At end of year	
		1992	1987	1992	1987
73	Business services – Con.				
737	Computer programming, data processing, and other computer related services -----	1 330	795	1 240	738
7371, 2, 3	Computer programming, prepackaged software, and integrated systems -----	851	456	809	427
7371	Computer programming services -----	588	301	565	286
7372	Prepackaged software -----	145	68	135	66
7373	Computer integrated systems -----	118	87	109	75
7374, 5, 6	Data processing services -----	180	161	164	147
7374, 5	Computer processing, information retrieval -----	171	143	156	130
7376	Computer facilities management services -----	9	18	8	17
7377, 8, 9	Computer rental and leasing, maintenance, and related services, n.e.c. -----	299	178	267	164
7377	Computer rental and leasing -----	20	24	17	24
7378	Computer maintenance and repair -----	86	62	74	53
7379	Computer related services, n.e.c. -----	193	92	176	87
738	Miscellaneous business services -----	1 283	1 066	1 187	984
7381, 2	Detective agencies and protective services -----	162	153	158	142
7381	Detective, guard, and armored car services -----	132	123	128	114
7382	Security systems services -----	30	30	30	28
7383	News syndicates -----	11	12	9	9
7384	Photofinishing laboratories* -----	126	146	117	131
7389	Business services, n.e.c. -----	984	755	903	702
7389 pt.	Sign painting shops -----	50	39	42	35
7389 pt.	Interior designing -----	98	80	96	78
7389 pt.	Telephone answering services -----	45	61	41	53
7389 pt.	Other business services -----	791	575	724	536
75	Automotive repair, services, and parking -----	2 782	2 326	2 574	2 156
751	Automotive rental and leasing, without drivers -----	146	176	138	163
7513	Truck rental and leasing, without drivers -----	74	81	71	73
7514, 5	Passenger car rental and leasing -----	68	86	63	83
7519	Utility trailer and recreational vehicle rental -----	4	9	4	7
752	Automobile parking -----	152	165	141	153
753	Automotive repair shops -----	2 084	1 723	1 936	1 603
7532	Top, body, and upholstery repair shops and paint shops -----	651	559	601	517
7532 pt.	Top and body repair shops -----	612	539	564	500
7532 pt.	Paint shops -----	39	20	37	17
7538	General automotive repair shops -----	1 014	800	946	742
7538 pt.	General automotive repair shops, except diesel -----	879	720	817	665
7538 pt.	Diesel repair shops -----	135	80	129	77
7533, 4, 6, 7, 9	Other automotive repair shops -----	419	364	389	344
7533	Automotive exhaust system repair shops -----	88	67	80	65
7534	Tire retreading and repair shops -----	12	15	12	13
7536	Automotive glass replacement shops -----	111	81	102	78
7537	Automotive transmission repair shops -----	76	73	72	69
7539	Automotive repair shops, n.e.c. -----	132	128	123	119
7539 pt.	Radiator repair -----	32	33	29	30
7539 pt.	Brake, front end, and wheel alignment -----	41	44	39	41
7539 pt.	Automotive electrical and fuel system services -----	36	28	34	26
7539 pt.	Other automotive repair shops, n.e.c. -----	23	23	21	22
754	Automotive services, except repair -----	400	262	359	237
7542	Carwashes -----	213	169	182	154
7549	Automotive services, except repair and carwashes -----	187	93	177	83
76	Miscellaneous repair services -----	1 270	1 052	1 196	992
762	Electrical repair shops -----	304	272	290	256
7622	Radio and television repair shops -----	86	100	79	93
7623, 9	Other electrical and electronic repair shops -----	218	172	211	163
7623	Refrigeration and air-conditioning service and repair shops -----	46	37	46	36
7629	Electrical and electronic repair shops, n.e.c. -----	172	135	165	127
763	Watch, clock, and jewelry repair -----	22	22	22	19
764	Reupholstery and furniture repair -----	117	110	110	99
769	Miscellaneous repair and related services -----	827	648	774	618
7692	Welding repair -----	126	117	118	110
7694	Armature rewinding shops -----	44	55	43	53
7699	Repair shops and related services, n.e.c. -----	657	476	613	455
78, 79, 84	Amusement and recreation services, including motion pictures and museums -----	2 284	1 954	2 102	1 827
781, 2	Motion picture production, distribution, and services -----	193	127	180	118
783	Motion picture theaters -----	141	152	132	140
7832	Motion picture theaters, except drive-in -----	133	137	125	127
7833	Drive-in motion picture theaters -----	8	15	7	13
784	Video tape rental -----	467	427	421	394
792	Theatrical producers (except motion picture), bands, orchestras, and entertainers -----	149	103	137	95
7922	Theatrical producers (except motion picture) and miscellaneous theatrical services -----	73	57	68	53
7929	Bands, orchestras, actors, and other entertainers and entertainment groups -----	76	46	69	42
793	Bowling centers -----	200	228	186	213

See footnotes at end of table.

G-2 APPENDIX G

SERVICE INDUSTRIES—GEOGRAPHIC AREA SERIES

Table G-1. Firms Subject to Federal Income Tax – Con.

[Includes only establishments with payroll. For meaning of abbreviations and symbols, see introductory text. For explanation of terms and comparability of 1987 and 1992 censuses, see appendix A]

SIC code	Kind of business or operation	Establishments in business –			
		Any time during year		At end of year	
		1992	1987	1992	1987
78, 79, 84	Amusement and recreation services, including motion pictures and museums—Con.				
79 ex. 792, 3, 84	Commercial sports and other amusement and recreation services, including museums	1 134	917	1 046	867
794	Commercial sports	41	31	38	29
7941	Professional sports clubs, managers, promoters	17	11	16	11
7948	Racing, including track operation	24	20	22	18
79 ex. 792, 3, 4; 84	Other amusement and recreation services, including museums	1 093	886	1 008	838
791	Dance studios, schools, and halls	106	80	95	74
7991	Physical fitness facilities	136	147	119	135
7992	Public golf courses	95	69	93	65
7993	Coin-operated amusement devices	71	55	67	51
7996	Amusement parks	31	24	30	23
7997	Membership sports and recreation clubs	194	198	189	189
7999, 84	Amusement and recreation services, including museums, n.e.c.	460	313	415	301
80	Health services	5 908	5 452	5 658	5 222
801	Offices and clinics of doctors of medicine	1 480	1 573	1 409	1 502
8011 pt.	Offices of doctors of medicine	1 434	1 524	1 370	1 457
8011 pt.	General medical clinics	46	49	39	45
802	Offices and clinics of dentists	2 010	1 992	1 946	1 925
803	Offices and clinics of doctors of osteopathy	16	19	15	17
804	Offices and clinics of other health practitioners	1 526	1 132	1 460	1 078
8041	Offices and clinics of chiropractors	824	618	786	587
8042	Offices and clinics of optometrists	281	246	270	240
8043	Offices and clinics of podiatrists	60	75	55	70
8049	Offices and clinics of health practitioners, n.e.c.	361	193	349	181
805	Nursing and personal care facilities	390	295	375	289
8051	Skilled nursing care facilities	197	196	186	191
8052	Intermediate care facilities	173	79	170	79
8059	Nursing and personal care facilities, n.e.c.	20	20	19	19
806	Hospitals	1	6	1	3
807, 8, 9	Other health services	485	435	452	408
807	Medical and dental laboratories	209	186	201	180
8071	Medical laboratories	61	49	59	47
8072	Dental laboratories	148	137	142	133
808	Home health care services	108	49	99	43
809	Miscellaneous health and allied services, n.e.c.	168	200	152	185
8092	Kidney dialysis centers	1	—	1	—
8093	Specialty outpatient facilities, n.e.c.	132	148	120	138
8099	Health and allied services, n.e.c.	35	52	31	47
81	Legal services	2 040	1 956	1 928	1 822
823, 4, 9	Selected educational services	289	194	270	177
823	Libraries	3	4	3	4
824	Vocational schools	61	58	58	51
829	Schools and educational services, n.e.c.	225	132	209	122
83	Social services	1 488	888	1 375	814
835	Child day care services	753	409	687	366
832, 3, 6, 9	Other social services	735	479	688	448
87 ex. 8733	Engineering, accounting, research, management, and related services (except noncommercial research organizations)	4 139	3 436	3 848	3 222
871	Engineering, architectural, and surveying services	1 085	911	1 027	869
8711	Engineering services	676	509	633	481
8712	Architectural services	302	298	291	287
8713	Surveying services	107	104	103	101
872	Accounting, auditing, and bookkeeping services	1 365	1 214	1 268	1 143
873 ex. 8733	Research, development, and testing services (except noncommercial research organizations)	247	197	223	182
8731	Commercial physical and biological research	74	53	64	48
8732	Commercial economic, sociological, and educational research	108	105	99	96
8734	Testing laboratories	65	39	60	38
874	Management and public relations services	1 442	1 114	1 330	1 028
8741	Management services	323	297	302	270
8742	Management consulting services	756	557	696	513
8743	Public relations services	92	75	81	71
8744	Facilities support management services	3	4	3	4
8748	Business consulting services, n.e.c.	268	181	248	170
89	Services, n.e.c.	244	360	228	328

Table G-2. Firms Exempt From Federal Income Tax

[Includes only establishments with payroll. For meaning of abbreviations and symbols, see introductory text. For explanation of terms and comparability of 1987 and 1992 censuses, see appendix A]

SIC code	Kind of business or operation	Establishments in business —			
		Any time during year		At end of year	
		1992	1987	1992	1987
	Total	5 626	4 412	5 384	4 221
7032, 704	Camps and membership lodging	63	77	55	70
792, 7991 pt., 7997, 7999 pt., 84	Selected amusement, recreation, and related services	381	274	366	264
792	Theatrical producers (except motion picture), bands, orchestras, and entertainers	79	59	77	53
7991 pt., 7997	Gymnasiums, athletic clubs, and membership sports and recreation clubs	169	115	159	113
7999 pt. 84	Fairs	54	33	52	31
	Museums, art galleries, and botanical and zoological gardens	79	67	78	67
8011 pt.; 8021 pt.; 805, 6, 8, 9	Selected health services	772	639	763	629
8011 pt., 8021 pt.	Clinics of doctors of medicine and dentists	97	55	96	54
805	Nursing and personal care facilities	321	255	316	253
806	Hospitals	166	177	165	173
808, 9	Other health services	188	152	186	149
808	Home health care services	31	19	30	19
809	Miscellaneous health and allied services, n.e.c.	157	133	156	130
8111 pt.	Legal aid societies and similar legal services	38	27	38	26
823, 4, 9	Selected educational services	113	66	105	62
83	Social services	1 881	1 409	1 807	1 358
835	Child day care services	306	281	298	272
832, 3, 6, 9	Other social services	1 575	1 128	1 509	1 086
861, 2, 4, 9	Selected membership organizations	2 265	1 846	2 144	1 743
861	Business associations	338	272	327	258
864	Civic, social, and fraternal associations	1 509	1 191	1 413	1 119
862, 9	Other membership organizations	418	383	404	366
873, 4 ex. 8744	Research, testing, and consulting services, except facilities support management services	113	74	106	69
873	Research, development, and testing services	54	48	51	46
8731	Commercial physical and biological research	4	6	4	6
8732	Commercial economic, sociological, and educational research	5	7	5	7
8733	Noncommercial research organizations	40	32	38	30
8734	Testing laboratories	5	3	4	3
874 ex. 8744	Management and public relations services, except facilities support management services	59	26	55	23

Publication Program

1992 CENSUS OF SERVICE INDUSTRIES

Publications of the 1992 Census of Service Industries containing data on service industries establishments in the United States are described below. Publication order forms for specific reports may be obtained from any Department of Commerce district office or from Data User Services Division, Customer Services, Bureau of the Census, Washington, DC 20233-8300. The first results were issued in press releases. Final detailed statistics are issued in separate paperbound reports and compact disc-read only memory (CD-ROM).

Final Reports

Geographic area series—52 reports (SC92-A-1 to -52)

A separate paperbound report containing data for establishments with payroll is published for each State, the District of Columbia, and the United States. For establishments of firms subject to Federal income tax, each State report presents general statistics on number of establishments, receipts, payroll, and employment, by varied service classifications, for the State, metropolitan areas (MA's), counties, and places with 350 service establishments or more, by kind of business. Greater kind-of-business detail is shown for larger areas. In addition, for places with 2,500 inhabitants or more and for all counties, statistics are provided on number of establishments and receipts for 10 major kind-of-business groups. For establishments of firms exempt from Federal income tax, each State report presents statistics on number of establishments, revenue, payroll, and employment by varied service classifications, for the State and MA's. Greater kind-of-business detail is shown for larger areas.

The United States Summary report presents data for the United States as a whole for establishments with payroll of firms subject to Federal income tax, as well as those exempt from Federal income tax, for detailed kind-of-business classifications. Statistics on number of establishments and receipts/revenue are also shown for States and MA's by kind of business.

For each State, the District of Columbia, and the United States, 1992 data are provided on receipts/revenue and employees per establishment and on receipts/revenue and payroll per employee. Comparative statistics showing percent changes in receipts/expenses and payroll between 1987 and 1992 also are shown.

Nonemployer statistics series—1 report (SC92-N-1)

This report includes data by kind of business for all establishments, establishments with payroll, and establishments without payroll for the United States and States. Also presented are statistics for establishments without payroll including number of establishments and receipts/revenue by varied service classifications for MA's.

Similar data for counties and places with 2,500 inhabitants or more are available on electronic media only.

Subject series—5 reports (SC92-S-1 to -5)

The *Establishment and Firm Size* report (SC92-S-1) presents data for establishments with payroll, based on size of establishment, size of company or firm, and legal form of organization. Establishment statistics are presented by receipts/revenue size and by employment size; statistics for firms, by receipts/revenue size (including concentration by largest firms), by employment size, and by number of establishments operated (single units and multiunits). Statistics are presented by kind of business on the number of establishments, receipts/revenue, payroll, and employment for the United States.

The *Capital Expenditures, Depreciable Assets, and Operating Expenses* report (SC92-S-2) presents data for firms with payroll for the United States by major kind of business. Operating expenses include annual payroll, supplemental labor costs, purchased services, etc. Receipts data also are provided.

Three other reports (*Hotels, Motels, and Other Lodging Places* (SC92-S-3), *Sources of Receipts or Revenue* (SC92-S-4), and *Miscellaneous Subjects* (SC92-S-5)) present data for the United States as a whole and, where feasible, for States and MA's.

Electronic Media

All data included in the printed reports are available on CD-ROM. The CD-ROM's provide the same information found in the final reports as well as additional information not published in the final reports, such as ZIP Code statistics available from series SC92-Z, and nonemployer data for counties and places from series SC92-N. Electronic media products are available for users who wish to summarize, rearrange, or process large amounts of data. These products, with corresponding technical documentation, are sold by Data User Services Division, Customer Services, Bureau of the Census, Washington, DC 20233-8300.

OTHER ECONOMIC CENSUS REPORTS

Data on retail trade, wholesale trade, financial, insurance, real estate, construction industries, manufactures, mineral industries, transportation, communications, utilities, enterprise statistics, minority-owned business enterprises, and women-owned businesses also are available from the 1992 Economic Census. A separate series of reports covers the census of outlying areas—Puerto Rico, Virgin Islands of the United States, Guam, and the Northern Marianas. Separate announcements describing these reports are available free of charge from Data User Services Division, Customer Services, Bureau of the Census, Washington, DC 20233-8300.