


1992

Census of Service Industries

SC92-A-23

GEOGRAPHIC AREA SERIES

Michigan



1992 Census of Service Industries

SC92-A-23

GEOGRAPHIC AREA SERIES

Michigan

Issued November 1994



U.S. Department of Commerce
Ronald H. Brown, Secretary
David J. Barram, Deputy Secretary
Economics and Statistics Administration
Everett M. Ehrlich, Under Secretary
for Economic Affairs
BUREAU OF THE CENSUS
Martha Farnsworth Riche, Director

Acknowledgments

Many persons participated in the various activities of the 1992 Census of Service Industries. The overall planning and review of the census operations were performed by the Economic Census Staff of the Economic Planning and Coordination Division.

This report was prepared in the Services Division. **Bobby E. Russell**, Assistant Chief for Census Programs, was responsible for the overall planning, management, and coordination of the census of service industries. Planning and implementation were under the direction of **Jack B. Moody**, Chief, Service Census Branch, with primary staff assistance by **Jack R. Drago**, **Barbara S. Tinari**, **Kirk K. Degler**, **Joseph R. Fuller**, **Susan G. Baker**, **Deborah M. Stempowski**, **Brian D. Gregory**, **Theresa L. Steele**, **Chris E. Blackburn**, **Gary R. Rice**, **M. Craig Schadt**, **Arthur B. Stewart**, **Sandra K. Byrd**, and **Evelyn D. Butler**.

Systems and procedures for mailout, receipt, correspondence, data input, industry classification, other clerical processing, administrative record processing, quality control, and the associated electronic computer programs, were developed in the Economic Planning and Coordination Division.

Mailout preparation and receipt operations, clerical and analytical review activities, data keying, and geocoding review were performed by the staff of the Data Preparation Division, **Judith N. Petty**, Acting Chief.

Geographic coding procedures and associated computer programs were developed by the staff of the Geography Division.

The computer processing systems were developed and coordinated in the Economic Statistical Methods and Programming Division, **Charles P. Pautler, Jr.**, Chief. **H. Ray Dennis**, Assistant Chief for Business Programs, was responsible for design and implementation of the computer systems. The computer programs were prepared under the supervision of **William C. Wester**, Chief, Business Census Branch, and **Steven G. McCraith**, Chief, Utilities and Financial Census Branch, assisted by **Jeffrey S. Rosen**, **Barbara L. Lambert**, **Jacqueline R. Sellers**, and **Tsung C. Chu**. Additional programming assistance was provided by **Robert S. Jewett**.

Computer processing was performed in the Computer Services Division, **Marvin D. Raines**, Chief.

The staff of the Administrative and Publications Services Division, **Walter C. Odom**, Chief, performed planning, design, composition, editorial review, and printing planning and procurement for publications and report forms. **Margaret A. Smith** provided publication coordination and editing.

Special acknowledgment is also due the many businesses whose cooperation has contributed to the publication of these data.

If you have any questions concerning the statistics in this report, call 301-457-2689.



**Economics and Statistics
Administration**

Everett M. Ehrlich, Under Secretary
for Economic Affairs



BUREAU OF THE CENSUS

Martha Farnsworth Riche, Director
Harry A. Scarr, Deputy Director

Paula J. Schneider, Principal Associate
Director for Programs

Thomas L. Mesenbourg, Acting Associate
Director for Economic Programs

Thomas L. Mesenbourg, Assistant Director
for Economic Programs

**ECONOMIC PLANNING AND COORDINATION
DIVISION**

John P. Govoni, Chief

SERVICES DIVISION

Carole A. Ambler, Chief

Introduction to the Economic Census

PURPOSES AND USES OF THE ECONOMIC CENSUS

The economic census is the major source of facts about the structure and functioning of the Nation's economy. It provides essential information for government, business, industry, and the general public.

The economic census furnishes an important part of the framework for such composite measures as the gross domestic product, input/output measures, production and price indexes, and other statistical series that measure short-term changes in economic conditions.

Policymaking agencies of the Federal Government use the data, especially in monitoring economic activity and providing assistance to business.

State and local governments use the data to assess business activities and tax bases within their jurisdictions and to develop programs to attract business.

Trade associations study trends in their own and competing industries and keep their members informed of market changes.

Individual businesses use the data to locate potential markets and to analyze their own production and sales performance relative to industry or area averages.

AUTHORITY AND SCOPE

Title 13 of the United States Code (sections 131, 191, and 224) directs the Census Bureau to take the economic census every 5 years, covering years ending in 2 and 7. The 1992 Economic Census consists of the following eight censuses:

- Census of Retail Trade
- Census of Wholesale Trade
- Census of Service Industries
- Census of Financial, Insurance, and Real Estate Industries
- Census of Transportation, Communications, and Utilities
- Census of Manufactures
- Census of Mineral Industries
- Census of Construction Industries

Special programs also cover enterprise statistics and minority-owned and women-owned businesses. (The 1992 Census of Agriculture and 1992 Census of Governments are conducted separately.) The next economic census is scheduled to be taken in 1998 covering the year 1997.

AVAILABILITY OF THE DATA

The results of the economic census are available in printed reports for sale by the U.S. Government Printing Office and on compact discs for sale by the Census Bureau. Order forms for all types of products are available on request from Customer Services, Bureau of the Census, Washington, DC 20233-8300. A more complete description of publications being issued from this census is on the inside back cover of this document.

Census facts are also widely disseminated by trade associations, business journals, and newspapers. Volumes containing census statistics are available in most major public and college libraries. Finally, State data centers in every State as well as business and industry data centers in many States also supply economic census statistics.

WHAT'S NEW IN 1992

The 1992 Economic Census covers more of the economy than any previous census. New for 1992 are data on communications, utilities, financial, insurance, and real estate, as well as coverage of more transportation industries. The economic, agriculture, and governments censuses now collectively cover nearly 98 percent of all economic activity.

Among other changes, new 1992 definitions affect the boundaries of about a third of all metropolitan areas. Also, the Survey of Women-Owned Businesses has now been expanded to include all corporations.

HISTORICAL INFORMATION

The economic census has been taken as an integrated program at 5-year intervals since 1967 and before that for 1963, 1958, and 1954. Prior to that time, the individual subcomponents of the economic census were taken separately at varying intervals.

The economic census traces its beginnings to the 1810 Decennial Census, when questions on manufacturing were included with those for population. Coverage of economic activities was expanded for 1840 and subsequent censuses to include mining and some commercial activities. In 1902, Congress established a permanent Census Bureau and directed that a census of manufactures be taken every 5 years. The 1905 Manufactures Census was the first time a census was taken apart from the regular every-10-year population census.

The first census of business was taken in 1930, covering 1929. Initially it covered retail and wholesale trade and construction industries, but it was broadened in 1933 to include some of the service trades.

The 1954 Economic Census was the first census to be fully integrated—providing comparable census data across economic sectors, using consistent time periods, concepts, definitions, classifications, and reporting units. It was the first census to be taken by mail, using lists of firms provided by the administrative records of other Federal agencies. Since 1963, administrative records also have been used to provide basic statistics for very small firms, reducing or eliminating the need to send them census questionnaires. The Enterprise Statistics Program, which publishes combined data from the economic census, was made possible with the implementation of the integrated census program in 1954.

The range of industries covered in the economic censuses has continued to expand. The census of construction industries began on a regular basis in 1967, and the scope of service industries was broadened in 1967, 1977, and 1987. The census of transportation began in 1963 as a set of surveys covering travel, transportation of commodities, and trucks, but expanded in 1987 to cover business establishments in several transportation industries. For 1992, these statistics are incorporated into a broadened census of transportation, communications, and utilities. Also new for 1992 is the census of financial, insurance, and real estate industries. This is part of a gradual expansion in coverage of industries previously subjected to government regulation.

The Survey of Minority-Owned Business Enterprises was first conducted as a special project in 1969 and was incorporated into the economic census in 1972 along with the Survey of Women-Owned Businesses.

An economic census has also been taken in Puerto Rico since 1909, in the Virgin Islands of the United States and Guam since 1958, and in the Commonwealth of the Northern Mariana Islands since 1982.

Statistical reports from the 1987 and earlier censuses provide historical figures for the study of long-term time series and are available in some large libraries. All of the census data published since 1967 are still available for sale on microfiche from the Census Bureau.

AVAILABILITY OF MORE FREQUENT ECONOMIC DATA

While the census provides complete enumerations every 5 years, there are many needs for more frequent data as well. The Census Bureau conducts a number of monthly, quarterly, and annual surveys, with the results appearing in publication series such as Current Business Reports (retail and wholesale trade and service industries), the Annual Survey of Manufactures, Current Industrial Reports, and the Quarterly Financial Report. Most of these surveys, while providing more frequent observations, yield less kind-of-business and geographic detail than the census. The County Business Patterns program offers annual statistics on the number of establishments, employment, and payroll classified by industry within each county.

SOURCES FOR MORE INFORMATION

More information about the scope, coverage, classification system, data items, and publications for each of the economic censuses and related surveys is published in the *Guide to the 1992 Economic Census and Related Statistics*. More information on the methodology, procedures, and history of the census will be published in the *History of the 1992 Economic Census*. Contact Customer Services for information on availability.

Census of Service Industries

GENERAL

The 1992 Census of Service Industries, part of the 1992 Economic Census, covered service industries as defined in Division I of the *Standard Industrial Classification Manual: 1987*¹ (SIC), except Elementary and Secondary Schools (SIC 821), Colleges, Universities, Professional Schools, and Junior Colleges (SIC 822), Labor Unions and Similar Labor Organizations (SIC 863), Political Organizations (SIC 865), Religious Organizations (SIC 866), and Private Households (SIC 881). The census also excluded governmental establishments classified in the covered industries, except for government-operated hospitals which were included.

Data are presented for establishments in the following classifications:

SIC code	Title
70	Hotels, rooming houses, camps, and other lodging places
72	Personal services
73	Business services
75	Automotive repair, services, and parking
76	Miscellaneous repair services
78	Motion pictures
79	Amusement and recreation services
80	Health services
81	Legal services
823, 4, 9	Selected educational services
83	Social services
84	Museums, art galleries, and botanical and zoological gardens
861, 2, 4, 9	Selected membership organizations
87	Engineering, accounting, research, management, and related services
89	Services, not elsewhere classified

This series of reports presents data for service establishments of firms subject to Federal income tax and (in separate tables) of firms which are exempt from Federal income tax under provisions of the Internal Revenue Code. Only establishments with some payroll during the year are included. For a more detailed explanation, see appendix A.

¹*Standard Industrial Classification Manual: 1987*. For sale by Superintendent of Documents, U.S. Government Printing Office, Washington, DC 20402. Stock No. 041-001-00314-2.

Many of the "kinds of business or operation" included in this report are not thought of as commercial businesses, and the terms (such as "business," "establishment," and "firm") used to describe them may not be descriptive of such services, particularly for not-for-profit and professional services. However, these terms are applied to all "kinds of business or operation" in order to maintain conformity in the measures of the production and delivery of goods and services and in the presentation of data.

The basic tabulations in this report do not include data for establishments which are auxiliary (primary function is providing a service, such as warehousing or bookkeeping) to service establishments within the same organization. Data for auxiliaries are presented in a subsequent report issued as part of the 1992 Enterprise Statistics reports.

For the 1992 Census of Service Industries, large- and medium-size firms, plus all firms known to operate more than one establishment, were sent questionnaires to be completed and returned to the Census Bureau by mail. For most very small firms, including those with no paid employees, data from existing administrative records of other Federal agencies were used instead. These records provided basic information on location, kind of business, receipts, payroll, number of employees, and legal form of organization. In addition, more detailed information for selected kinds of business was obtained on the various questionnaires.

Appendix A gives a more detailed explanation of census coverage and methodology.

CENSUS DISCLOSURE RULES

In accordance with Federal law governing census reports, no data are published that would disclose the operations of an individual establishment or business. However, the number of establishments in a kind-of-business classification is not considered a disclosure, so this information may be released even though other information is withheld.

GEOGRAPHIC AREAS COVERED

This report series presents data for the following areas:

1. The United States as a whole.
2. Each State and the District of Columbia.

3. Each consolidated metropolitan statistical area (CMSA) and primary metropolitan statistical area (PMSA) defined by the Office of Management and Budget (OMB) as of June 30, 1993. A CMSA is an area used to facilitate the presentation and analysis of data for large concentrations of metropolitan populations. It includes two or more contiguous PMSA's which have a population of at least 1,000,000² and which meet specific criteria of urban character and of social and economic integration.
4. Each metropolitan statistical area (MSA) defined by the OMB as of June 30, 1993. An MSA is an integrated economic and social unit with a population nucleus of at least 50,000 inhabitants.² Each MSA consists of one or more counties meeting standards of metropolitan character; in New England, cities and towns rather than counties are the component geographic units.
5. The area within the State outside metropolitan areas (MA's).
6. Each county or county equivalent.³ Counties are the primary divisions of States, except in Louisiana where they are called parishes and in Alaska where they are called boroughs and census areas. Maryland, Missouri, Nevada, and Virginia have one place or more that is independent of any county organization and constitutes primary divisions of their States. These places are treated as counties and as places.
7. Each consolidated city.³ Consolidated cities are consolidated governments which consist of separately incorporated municipalities.
8. Each municipality of 2,500 inhabitants or more incorporated as a city, borough, village, or town.^{2 3}

For the economic census, boroughs and census areas in Alaska and boroughs in New York are not included in this category.
9. Special economic urban areas (SEUA's), which include townships in Michigan, New Jersey, and Pennsylvania, and towns in New York, Wisconsin, and the six New England States with 10,000 inhabitants or more.²

DOLLAR VALUES

All dollar values presented in this report are expressed in current dollars, i.e., 1992 data are expressed in 1992 dollars and 1987 data in 1987 dollars. Consequently, when making comparisons to prior years, users of the data should consider the inflation that has occurred.

RELIABILITY OF DATA

All data compiled in this report originated from either census questionnaires or administrative records of other Federal agencies and, therefore, are not subject to sampling errors. However, the data are subject to nonsampling

²According to the 1990 Census of Population or subsequent special census.

³Those defined as of January 1, 1992.

errors. Nonsampling errors can be attributed to many sources: inability to identify all cases in the actual universe; definition and classification difficulties; differences in the interpretation of questions; errors in recording or coding the data obtained; and other errors of collection, response, coverage, processing, and estimation for missing or misreported data.

The accuracy of these tabulated data is determined by the joint effects of the various nonsampling errors. No direct measurement of these effects has been obtained except for estimation for missing or misreported data; however, precautionary steps were taken in all phases of the collection, processing, and tabulation of the data in an effort to minimize the effects of nonsampling errors.

The Bureau of the Census obtains on computer tape limited information extracted from administrative records of other Federal agencies. This information is used in conjunction with other information available to the Census Bureau to develop estimates for nonemployers, small employers, and other establishments for which responses were not received in time for publication. For an indication of the extent that data included in these reports were obtained from the administrative records of other Federal agencies and from estimation, rather than reports directly from respondents, see appendix E. Also, see appendix A for a more detailed explanation of census coverage and methodology.

SPECIAL TABULATIONS

Special tabulations of data collected in the 1992 Census of Service Industries may be obtained, depending on availability of time and personnel, on diskette, computer tape, or in tabular form. The data will be in summary form and subject to the same rules prohibiting disclosure of confidential information (including name, address, kind of business, or other data for individual business establishments or companies) as are the regular publications.

Special tabulations are prepared on a cost basis. A request for a cost estimate, as well as exact specifications on the type and format of the data to be provided, should be directed to the Chief, Services Division, Bureau of the Census, Washington, DC 20233.

To discuss a special tabulation before submitting specifications, call 1-800-541-8345.

ABBREVIATIONS AND SYMBOLS

The following abbreviations and symbols are used in this publication:

- * See kind-of-business descriptions for SIC 72 and SIC 7384 in appendix A for treatment of plant outlets.
- Represents zero.
- (D) Withheld to avoid disclosing data for individual companies; data are included in broader kind-of-business totals.

(IC)	Independent city.	Symbol	Employment Size
(NA)	Not available.		
(X)	Not applicable.	AA	0–19
CMSA	Consolidated metropolitan statistical area.	BB	20–99
MA	Metropolitan area.	CC	100–249
MSA	Metropolitan statistical area.	EE	250–499
n.e.c.	Not elsewhere classified.	FF	500–999
PMSA	Primary metropolitan statistical area.	GG	1,000–2,499
pt.	Part.	HH	2,500–4,999
r	Revised.	II	5,000–9,999
SIC	Standard Industrial Classification.	JJ	10,000–24,999

The following symbols are used in this publication to show employment size ranges for employment data that have been withheld to avoid disclosing data for individual companies (employment size range codes are provided for the first time in the 1992 Economic Census):

KK	25,000–49,999
LL	50,000–99,999
MM	100,000 or more

Users' Guide for Locating Statistics in This Report by Table Number

Information shown in tables	Table															
	1a	1b	2a	2b	3a	3b	4	5	6	7a	7b	8a	8b	9	10	
GEOGRAPHIC AREAS																
The State	X	X	X	X	X	X	X								X	X
CMSA's and MSA's in the State										X	X					
PMSA's in the State										X	X					
Area of the State not in any CMSA, PMSA, or MSA												X	X			
Counties in the State							X		X							X
Places in the State							X	X						X		
DATA ITEMS																
Establishments	X	X			X	X	X	X	X	X	X	X	X	X		X
Receipts	X				X	X	X	X	X	X	X	X	X	X	X	X
Revenue		X									X		X			
Expenses						X										
Annual payroll	X	X			X	X	X	X	X	X	X	X	X	X		
First-quarter payroll	X	X					X	X	X	X	X	X	X	X		
Paid employees for pay period including March 12, 1992	X	X			X	X	X	X	X	X	X	X	X	X		
1987 to 1992 comparative statistics					X	X										
Receipts per establishment			X													
Revenue per establishment				X												
Expenses per establishment				X												
Receipts per employee			X													
Revenue per employee				X												
Expenses per employee				X												
Annual payroll per employee			X	X												
Employees per establishment			X	X												
Counties ranked by volume of receipts																X
Places ranked by volume of receipts														X		

Users' Guide for Locating Statistics in the 1992 Census of Service Industries Reports

Report and geographic area	Information shown in reports by kind of business or industry category										
	Number of establishments	Receipts/Revenue (\$1,000)	Payroll (\$1,000)	Number of employees	Selected ratios	Receipts/revenue lines	Receipts size and employment size of establishments and firms	Concentration ratios of largest firms	Single units and multi-units	Legal form of organization	Selected topics
GEOGRAPHIC AREA SERIES											
United States	X	X	X	X	X						
State	X	X	X	X	X						
CMSA, PMSA, MSA	X	X	X	X	X						
County	X	X	X	X	X						
Place	X	X	X	X	X						
NONEMPLOYER STATISTICS SERIES											
United States	X	X									
State	X	X									
CMSA, PMSA, MSA	X	X									
County	X	X									
Place	X	X									
ESTABLISHMENT AND FIRM SIZE (INCLUDING LEGAL FORM OF ORGANIZATION)											
United States	X	X	X	X			X	X	X	X	
CAPITAL EXPENDITURES, DEPRECIABLE ASSETS, AND OPERATING EXPENSES											
United States		X	X								X
RECEIPTS/REVENUE LINES											
United States	X	X				X					
State	X	X				X					
CMSA, PMSA, MSA	X	X				X					
HOTELS, MOTELS, AND OTHER LODGING PLACES											
United States	X	X	X	X		X					X
State	X	X	X	X		X					X
CMSA, PMSA, MSA	X	X				X					X

Report and geographic area	Information shown in reports by kind of business or industry category										
	Number of establishments	Receipts/Revenue (\$1,000)	Payroll (\$1,000)	Number of employees	Selected ratios	Receipts/revenue lines	Receipts size and employment size of establishments and firms	Concentration ratios of largest firms	Single units and multi-units	Legal form of organization	Selected topics
ZIP CODES											
United States	X	X	X	X							
State	X	X	X	X							
MISCELLANEOUS SUBJECTS											
United States	X	X	X	X							X
State	X	X									X
CMSA, PMSA, MSA	X	X									X

Contents

Michigan

[Page numbers listed here omit the prefix that appears as part of the number of each page]

	Page
Introduction to the Economic Census	III
Census of Service Industries	V
Users' Guide for Locating Statistics in This Report by Table Number	VIII
Users' Guide for Locating Statistics in the 1992 Census of Service Industries Reports ...	IX
Summary of Findings	2

FIGURES

1. Percent Change in Receipts and Annual Payroll for Establishments of Firms Subject to Federal Income Tax: 1987 to 1992	3
2. Annual Payroll per Employee for Establishments of Firms Subject to Federal Income Tax: 1992 and 1987	4
Maps	5

TABLES

1a. Summary Statistics for Firms Subject to Federal Income Tax for the State: 1992 ..	7
1b. Summary Statistics for Firms Exempt From Federal Income Tax for the State: 1992	11
2a. Selected Ratios for Firms Subject to Federal Income Tax for the State: 1992	12
2b. Selected Ratios for Firms Exempt From Federal Income Tax for the State: 1992 ..	15
3a. Comparative Statistics for Firms Subject to Federal Income Tax for the State: 1992 and 1987	15
3b. Comparative Statistics for Firms Exempt From Federal Income Tax for the State: 1992 and 1987	19
4. Summary Statistics for Firms Subject to Federal Income Tax for Counties and for Places With 2,500 Inhabitants or More: 1992	20
5. Summary Statistics for Firms Subject to Federal Income Tax for Places With 350 Establishments or More: 1992	32
6. Summary Statistics for Firms Subject to Federal Income Tax for Counties With 350 Establishments or More: 1992	80
7a. Summary Statistics for Firms Subject to Federal Income Tax for Metropolitan Areas: 1992	119
7b. Summary Statistics for Firms Exempt From Federal Income Tax for Metropolitan Areas: 1992	147
8a. Summary Statistics for Firms Subject to Federal Income Tax for the Area Outside Metropolitan Areas: 1992	153
8b. Summary Statistics for Firms Exempt From Federal Income Tax for the Area Outside Metropolitan Areas: 1992	156
9. Places With 2,500 Inhabitants or More Ranked by Volume of Receipts of Firms Subject to Federal Income Tax: 1992	157
10. Counties Ranked by Volume of Receipts of Firms Subject to Federal Income Tax: 1992	159

APPENDIXES

A. General Explanation	A-1
B. Sample Report Form and Instructions	B-1
C. Kind-of-Business Titles and Reporting-Form Numbers	C-1
D. Metropolitan Areas	D-1
E. Percent of Receipts/Revenue Based on Administrative Records and Estimation for the State: 1992	E-1
F. Geographic Notes	F-1
G. Establishments in Business Any Time During Year and Establishments in Business at End of Year for the State: 1992 and 1987	G-1

Publication Program

Inside back cover

Summary of Findings

FIRMS SUBJECT TO FEDERAL INCOME TAX

Data from the 1992 Census of Service Industries show that Michigan's 61,299 service industries establishments of firms with payroll that were subject to Federal income tax had receipts totaling \$35.1 billion. The 1992 data represent an increase of 47.2 percent in receipts for the State since 1987.

For establishments with payroll in 1992, receipts of offices and clinics of medical doctors totaled \$3.9 billion, compared with \$2.9 billion in 1987. Other leading service kinds of business in 1992 were engineering services with \$2.7 billion in receipts, legal services with \$2.5 billion, and computer programming, data processing, and other computer related services with \$2.5 billion.

There were 613,976 paid employees (full- and part-time) working in service industries in the State as of mid-March 1992, compared with 533,061 employees in 1987. Large employers included help supply services with 68,998 employees, offices and clinics of doctors of medicine with 40,649 employees, and nursing and personal care facilities with 32,724 employees.

ORGANIZATIONS EXEMPT FROM FEDERAL INCOME TAX

Data for the census show that Michigan's 7,469 service industries establishments of firms and other organizations with payroll that were exempt from Federal income tax had revenue totaling \$16.8 billion and expenses of \$15.9 billion in 1992. The 1992 data represent an increase of 55.4 percent in expenses since 1987.

For establishments with payroll in 1992, revenue of hospitals totaled \$11.4 billion, compared with \$7.6 billion in 1987. Other leading classifications in 1992 were clinics of doctors of medicine and dentists with revenue of \$757.5 million, and individual and family social services with \$558.1 million.

There were 306,486 paid employees (full- and part-time) as of mid-March 1992, compared with 260,615 employees in 1987. Hospitals had 187,209 employees; nursing and personal care facilities, 18,097 employees; and individual and family social services, 15,619 employees.

Figure 1. Percent Change in Receipts and Annual Payroll for Establishments of Firms Subject to Federal Income Tax: 1987 to 1992

(Includes only establishments with payroll. For meaning of abbreviations and symbols, see introductory text)

Receipts 
Payroll 

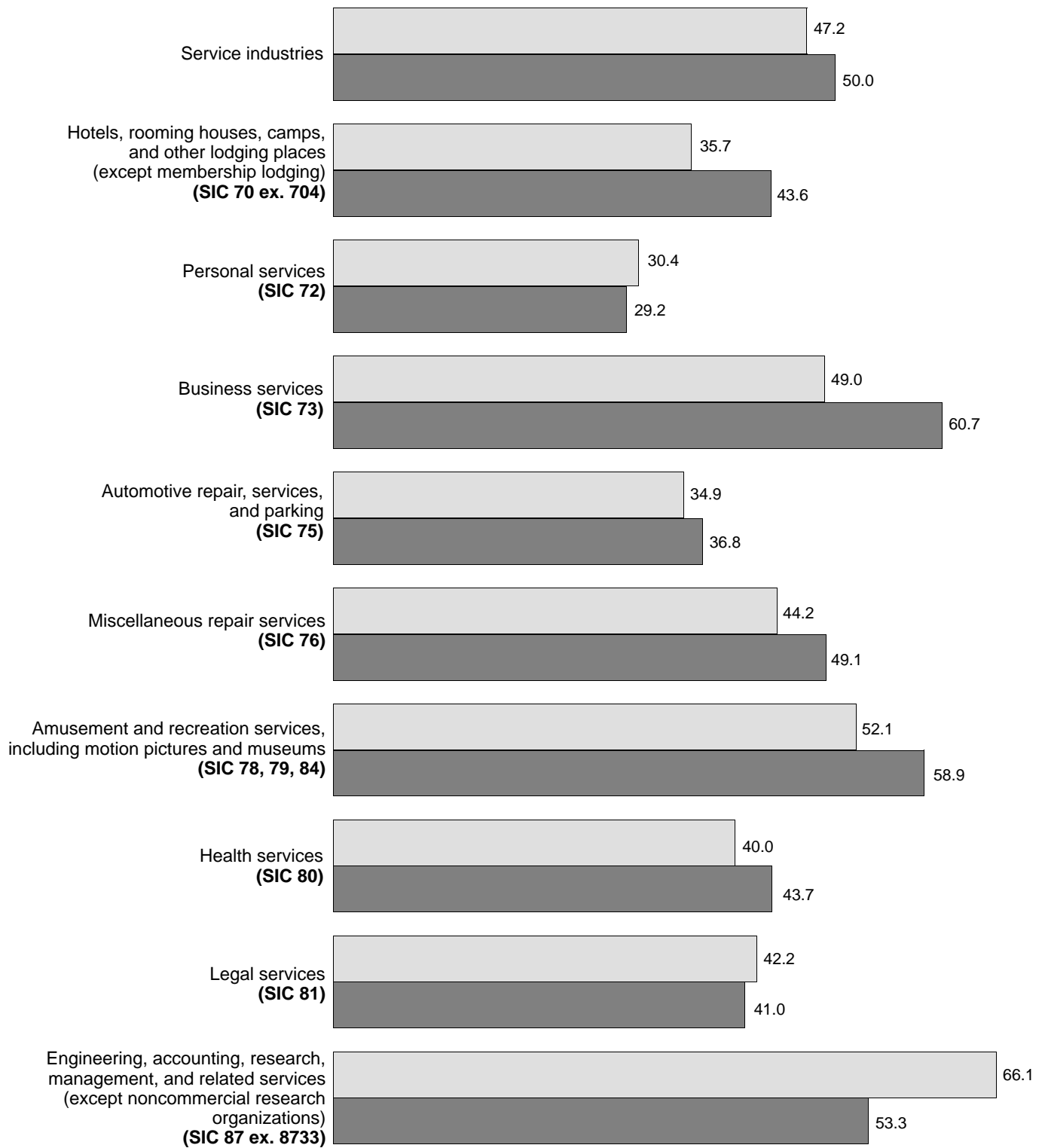




Figure 2. **Annual Payroll per Employee for Establishments of Firms Subject to Federal Income Tax: 1992 and 1987**

(In dollars. For meaning of abbreviations and symbols, see introductory text)

1992 
1987 

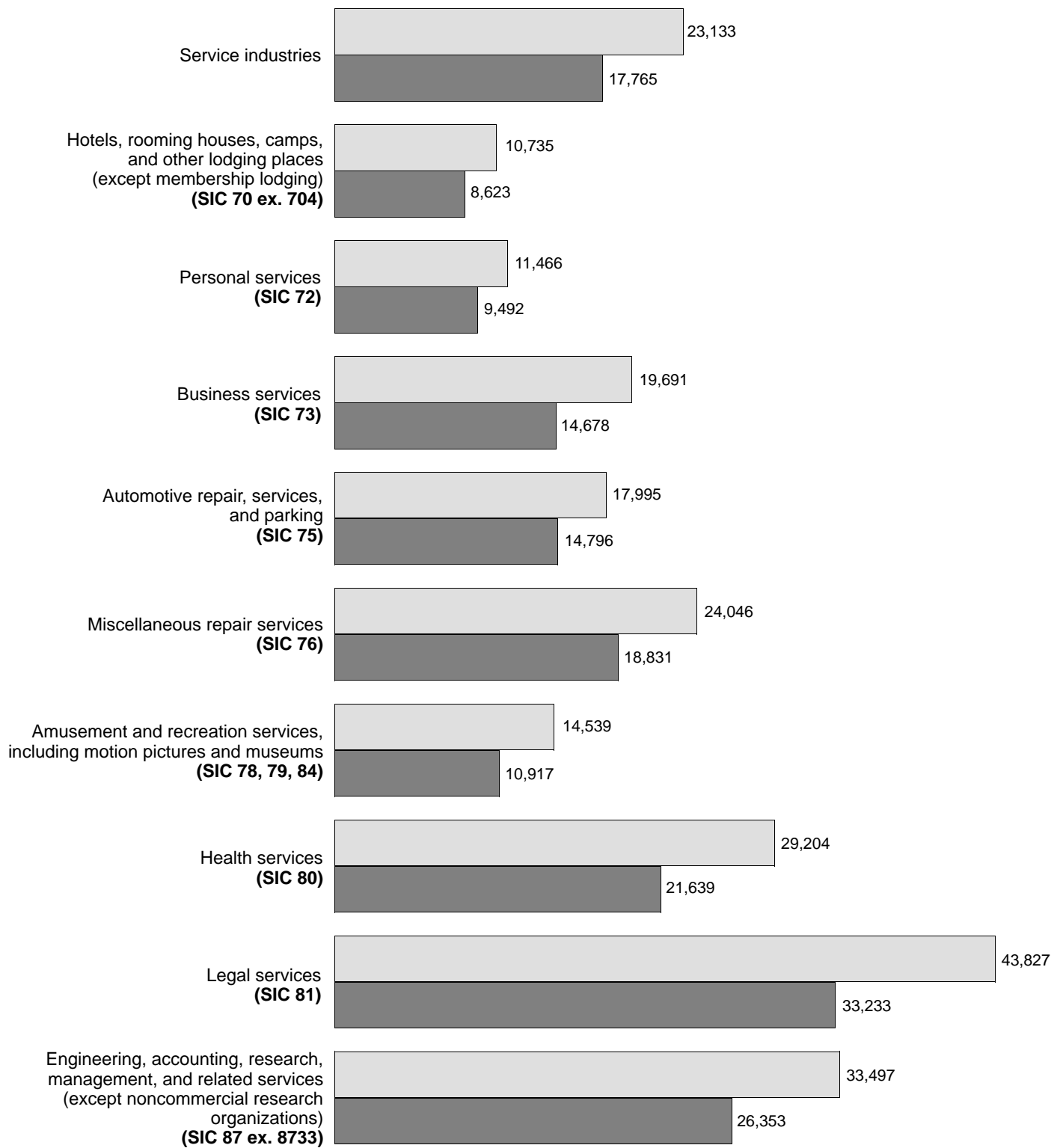




Table 1a. Summary Statistics for Firms Subject to Federal Income Tax for the State: 1992

[Includes only establishments with payroll. For meaning of abbreviations and symbols, see introductory text. For explanation of terms and comparability of 1987 and 1992 censuses, see appendix A]

SIC code	Kind of business or operation	Establishments (number)	Receipts (\$1,000)	Annual payroll (\$1,000)	First-quarter payroll (\$1,000)	Paid employees for pay period including March 12 (number)
	Total	61 299	35 123 794	14 202 886	3 131 913	613 976
70 ex. 704	Hotels, rooming houses, camps, and other lodging places (except membership lodging)	1 546	1 212 396	340 009	75 959	31 673
7011	Hotels and motels	1 340	1 172 109	331 267	74 707	31 074
7011 pt.	Hotels	477	854 575	257 518	58 913	22 551
7011 pt.	Hotels, 25 guestrooms or more	338	837 595	254 180	58 246	22 060
7011 pt.	Hotels, less than 25 guestrooms	139	16 980	3 338	667	491
7011 pt.	Motels, motor hotels, and tourist courts	863	317 534	73 749	15 794	8 523
7011 pt.	Motels, tourist courts	763	254 606	58 558	12 383	6 761
7011 pt.	Motor hotels	100	62 928	15 191	3 411	1 762
702, 3	Other lodging places	206	40 287	8 742	1 252	599
702	Rooming and boarding houses	31	2 690	549	123	85
703	Camps and recreational vehicle parks	175	37 597	8 193	1 129	514
7032	Sporting and recreational camps	49	13 705	3 857	562	246
7033	Recreational vehicle parks and campsites	126	23 892	4 336	567	268
72	Personal services	6 792	1 469 981	498 384	117 293	43 467
721	Laundry, cleaning, and garment services	1 945	572 634	192 972	44 535	14 962
7211	Power laundries, family and commercial*	57	30 304	11 873	2 819	872
7213	Linen supply*	63	85 852	33 426	7 903	1 775
7215	Coin-operated laundries and drycleaning	512	87 460	19 934	4 553	2 265
7215 pt.	Coin-operated laundries and drycleaning stores	489	62 409	16 543	3 772	2 099
7215 pt.	Coin-operated laundry routes	23	25 051	3 391	781	166
7216	Drycleaning plants, except rug cleaning*	742	161 270	55 772	12 943	5 458
7217	Carpet and upholstery cleaning	297	41 928	14 110	2 803	1 165
7218	Industrial laundries*	63	137 473	47 933	11 313	2 658
7212, 9	Other laundry, cleaning, and garment services*	211	28 347	9 924	2 201	789
7212	Garment pressing, and agents for laundries and drycleaners	64	6 341	1 476	278	157
7219	Laundry and garment services, n.e.c.*	147	22 006	8 448	1 923	612
722	Photographic studios, portrait	425	89 981	20 829	4 430	1 883
723, 4	Beauty and barber shops	2 805	362 429	156 525	36 018	14 459
723	Beauty shops	2 709	351 695	151 505	34 805	14 102
724	Barber shops	96	10 734	5 020	1 213	357
725	Shoe repair shops and shoeshine parlors	82	11 141	3 618	875	327
726	Funeral service and crematories	590	281 846	74 379	16 588	3 787
729	Miscellaneous personal services	945	151 950	50 061	14 847	8 049
7291	Tax return preparation services	295	44 847	19 612	8 012	4 821
7299	Miscellaneous personal services, n.e.c.	650	107 103	30 449	6 835	3 228
7299 pt.	Massage parlors, tanning salons, and saunas	241	21 062	5 803	1 318	995
7299 pt.	Other personal services	409	86 041	24 646	5 517	2 233
7299 pt.	Diet and weight reducing services	119	24 839	5 954	1 326	658
7299 pt.	Formal wear rental	88	22 388	5 391	1 257	416
7299 pt.	Other personal services, n.e.c.	202	38 814	13 301	2 934	1 159
73	Business services	9 312	8 305 842	3 580 931	836 537	181 852
731	Advertising	620	834 176	312 487	73 548	8 654
7311	Advertising agencies	444	683 582	269 161	63 745	6 497
7312	Outdoor advertising services	32	57 048	14 328	3 084	559
7313	Radio, television, publishers' advertising representatives	74	50 567	14 947	3 233	396
7313 pt.	Radio, television advertising representatives	34	26 851	7 856	1 778	230
7313 pt.	Publishers' advertising representatives	40	23 716	7 091	1 455	166
7319	Advertising, n.e.c.	70	42 979	14 051	3 486	1 202
732	Consumer credit reporting agencies, mercantile reporting agencies, and adjustment and collection agencies	189	125 648	46 593	10 546	2 100
7322	Adjustment and collection services	143	82 910	34 522	7 836	1 583
7323	Credit reporting services	46	42 738	12 071	2 710	517
733	Mailing, reproduction, commercial art and photography, and stenographic services	965	577 649	184 301	42 560	7 353
7331	Direct mail advertising services	87	151 983	36 586	8 436	1 741
7331 pt.	Mailing list compilers, brokers, and managers	13	7 793	2 220	542	95
7331 pt.	Direct mail advertising services, except mailing list services	74	144 190	34 366	7 894	1 646
7334	Photocopying and duplicating services	131	94 386	31 109	7 249	1 507
7334 pt.	Blueprinting and photocopying services	119	91 406	30 278	7 063	1 442
7334 pt.	Duplicating services, except printing and photocopying	12	2 980	831	186	65
7335, 6	Commercial photography, art, and graphics	525	271 535	95 414	22 054	3 139
7335	Commercial photography	125	44 341	12 130	2 354	421
7336	Commercial art and graphic design	400	227 194	83 284	19 700	2 718
7336 pt.	Commercial art	89	61 039	28 286	6 595	866
7336 pt.	Graphic arts and related design	311	166 155	54 988	13 105	1 852
7338	Secretarial and court reporting services	222	59 745	21 192	4 821	966
734	Services to dwellings and other buildings	1 865	508 962	241 727	56 319	22 466
7342	Disinfecting and pest control services	172	58 325	22 433	4 556	1 138
7349	Building cleaning and maintenance services, n.e.c.	1 693	450 637	219 294	51 763	21 328
735	Miscellaneous equipment rental and leasing	762	600 119	142 415	32 906	5 739
7352	Medical equipment rental and leasing	129	129 853	34 442	8 082	1 295
7353	Heavy construction equipment rental and leasing	96	127 687	23 978	5 571	610
7353 pt.	Rental and leasing of heavy construction equipment without operators	61	55 383	13 103	3 189	372
7353 pt.	Rental and leasing of heavy construction equipment with operators	35	72 304	10 875	2 382	238
7359	Equipment rental and leasing, n.e.c.	537	342 579	83 995	19 253	3 834
7359 pt.	Equipment rental	467	290 584	72 792	16 339	3 211
7359 pt.	Rent-to-own	120	60 644	11 252	2 497	561
7359 pt.	Equipment rental, except rent-to-own	347	229 940	61 540	13 842	2 650
7359 pt.	Equipment leasing, except finance leasing	70	51 995	11 203	2 914	623

Table 1a. Summary Statistics for Firms Subject to Federal Income Tax for the State: 1992—Con.

[Includes only establishments with payroll. For meaning of abbreviations and symbols, see introductory text. For explanation of terms and comparability of 1987 and 1992 censuses, see appendix A]

SIC code	Kind of business or operation	Establishments (number)	Receipts (\$1,000)	Annual payroll (\$1,000)	First-quarter payroll (\$1,000)	Paid employees for pay period including March 12 (number)
73	Business services—Con.					
736	Personnel supply services -----	1 097	1 403 047	972 725	204 811	70 622
7361	Employment agencies -----	326	81 377	37 026	7 478	1 624
7363	Help supply services -----	771	1 321 670	935 699	197 333	68 998
7363 pt.	Temporary help supply -----	609	1 069 039	744 541	156 719	59 947
7363 pt.	Help supply, except temporary -----	162	252 631	191 158	40 614	9 051
7363 pt.	Employee leasing -----	121	200 285	156 470	32 870	7 488
7363 pt.	Other help supply services -----	41	52 366	34 688	7 744	1 563
737	Computer programming, data processing, and other computer related services -----	1 672	2 510 189	1 062 780	268 122	28 899
7371, 2, 3	Computer programming, prepackaged software, and integrated systems -----	995	1 261 169	494 299	107 965	10 787
7371	Computer programming services -----	624	436 126	229 014	48 069	5 058
7372	Prepackaged software -----	195	439 134	140 495	31 559	2 774
7373	Computer integrated systems -----	176	385 909	124 790	28 337	2 955
7374, 5, 6	Data processing services -----	341	897 524	444 171	130 676	15 116
7374, 5	Computer processing, information retrieval -----	314	821 685	413 625	123 152	14 149
7374	Computer processing and data preparation and processing services -----	292	788 292	403 933	120 814	13 836
7375	Information retrieval services -----	22	33 393	9 692	2 338	313
7376	Computer facilities management services -----	27	75 839	30 546	7 524	967
7377, 8, 9	Computer rental and leasing, maintenance, and related services, n.e.c. -----	336	351 496	124 310	29 481	2 996
7377	Computer rental and leasing -----	21	80 471	28 490	7 837	303
7378	Computer maintenance and repair -----	149	176 891	49 607	12 319	1 623
7379	Computer related services, n.e.c. -----	166	94 134	46 213	9 325	1 070
7379 pt.	Computer consultants -----	135	81 761	42 208	8 358	931
7379 pt.	Miscellaneous computer services, n.e.c. -----	31	12 373	4 005	967	139
738	Miscellaneous business services -----	2 142	1 746 052	617 903	147 725	36 019
7381, 2	Detective agencies and protective services -----	416	332 248	183 781	43 831	15 893
7381	Detective, guard, and armored car services -----	344	238 232	147 398	34 718	14 190
7381 pt.	Detective agencies and guard services -----	322	210 702	136 299	31 820	13 450
7381 pt.	Armored car services -----	22	27 530	11 099	2 898	740
7382	Security systems services -----	72	94 016	36 383	9 113	1 703
7383	News syndicates -----	10	11 606	2 445	596	86
7384	Photofinishing laboratories* -----	166	97 384	32 435	7 021	1 666
7384 pt.	Photofinishing laboratories, except "one-hour" (mini) labs* -----	74	72 248	26 147	5 598	1 216
7384 pt.	One-hour (mini) photofinishing* -----	92	25 136	6 288	1 423	450
7389	Business services, n.e.c. -----	1 550	1 304 814	399 242	96 277	18 374
7389 pt.	Sign painting shops -----	90	17 786	5 000	1 144	301
7389 pt.	Interior designing -----	144	46 722	9 936	2 374	445
7389 pt.	Telephone answering services -----	81	21 096	8 923	1 998	832
7389 pt.	Other business services -----	1 235	1 219 210	375 383	90 761	16 796
7389 pt.	Water softening and conditioning services -----	108	60 280	16 344	3 899	774
7389 pt.	Packaging and labeling services -----	98	208 631	52 251	11 785	2 525
7389 pt.	Trading stamp services -----	-	-	-	-	-
7389 pt.	Miscellaneous business services -----	1 029	950 299	306 788	75 077	13 497
7389 pt.	Convention and trade show services -----	64	45 450	15 616	4 690	654
7389 pt.	Private mail centers -----	51	23 268	5 428	1 317	577
7389 pt.	Miscellaneous business services, n.e.c. -----	914	881 581	285 744	69 070	12 266
75	Automotive repair, services, and parking -----	6 331	2 482 856	598 331	140 892	33 249
751	Automotive rental and leasing, without drivers -----	331	554 314	73 962	17 058	3 677
7513	Truck rental and leasing, without drivers -----	140	300 342	33 634	8 014	1 480
7513 pt.	Truck rental, without drivers -----	76	151 931	15 298	3 599	726
7513 pt.	Truck leasing, except finance leasing -----	64	148 411	18 336	4 415	754
7514, 5	Passenger car rental and leasing -----	169	248 363	39 494	8 872	2 135
7514	Passenger car rental -----	135	206 715	34 056	7 604	2 000
7515	Passenger car leasing -----	34	41 648	5 438	1 268	135
7519	Utility trailer and recreational vehicle rental -----	22	5 609	834	172	62
752	Automobile parking -----	144	57 160	14 257	3 366	1 044
7521 pt.	Parking lots -----	104	23 538	5 859	1 325	524
7521 pt.	Parking structures -----	40	33 622	8 398	2 041	520
753	Automotive repair shops -----	4 671	1 556 637	420 477	98 516	20 405
7532	Top, body, and upholstery repair shops and paint shops -----	1 465	554 884	158 927	37 974	7 289
7532 pt.	Top and body repair shops -----	1 354	520 492	149 958	35 954	6 806
7532 pt.	Paint shops -----	111	34 392	8 969	2 020	483
7538	General automotive repair shops -----	1 946	535 172	138 963	32 722	7 353
7538 pt.	General automotive repair shops, except diesel -----	1 761	457 069	117 586	27 825	6 352
7538 pt.	Diesel repair shops -----	185	78 103	21 377	4 897	1 001
7533, 4, 6, 7, 9	Other automotive repair shops -----	1 260	466 581	122 587	27 820	5 763
7533	Automotive exhaust system repair shops -----	389	147 935	37 694	8 368	1 784
7534	Tire retreading and repair shops -----	43	36 815	7 064	1 472	333
7536	Automotive glass replacement shops -----	224	105 351	27 831	6 565	1 210
7537	Automotive transmission repair shops -----	219	56 328	16 915	4 106	811
7539	Automotive repair shops, n.e.c. -----	385	120 152	33 083	7 309	1 625
7539 pt.	Radiator repair -----	104	29 275	6 930	1 575	372
7539 pt.	Brake, front end, and wheel alignment -----	145	58 189	16 507	3 496	695
7539 pt.	Automotive electrical and fuel system services -----	101	24 200	7 046	1 632	410
7539 pt.	Carburetor repair shops -----	38	10 170	2 999	703	179
7539 pt.	Automotive electrical repair shops -----	63	14 030	4 047	929	231
7539 pt.	Other automotive repair shops, n.e.c. -----	35	8 488	2 600	606	148
754	Automotive services, except repair -----	1 185	314 745	89 635	21 952	8 123
7542	Carwashes -----	618	135 882	38 047	9 346	4 355
7549	Automotive services, except repair and carwashes -----	567	178 863	51 588	12 606	3 768
7549 pt.	Lubrication shops -----	301	93 912	24 204	5 874	2 195
7549 pt.	Other automotive services -----	266	84 951	27 384	6 732	1 573
7549 pt.	Towing services -----	162	54 754	18 370	4 686	1 095
7549 pt.	Other automotive services, n.e.c. -----	104	30 197	9 014	2 046	478

Table 1a. Summary Statistics for Firms Subject to Federal Income Tax for the State: 1992—Con.

[Includes only establishments with payroll. For meaning of abbreviations and symbols, see introductory text. For explanation of terms and comparability of 1987 and 1992 censuses, see appendix A]

SIC code	Kind of business or operation	Establishments (number)	Receipts (\$1,000)	Annual payroll (\$1,000)	First-quarter payroll (\$1,000)	Paid employees for pay period including March 12 (number)
76	Miscellaneous repair services -----	2 480	1 137 072	364 658	82 861	15 165
762	Electrical repair shops -----	650	339 877	118 881	27 721	4 849
7622	Radio and television repair shops -----	191	45 580	15 241	3 455	758
7623, 9	Other electrical and electronic repair shops -----	459	294 297	103 640	24 266	4 091
7623	Refrigeration and air-conditioning service and repair shops -----	93	62 361	18 379	4 172	613
7629	Electrical and electronic repair shops, n.e.c. -----	366	231 936	85 261	20 094	3 478
763	Watch, clock, and jewelry repair -----	73	9 292	2 561	653	210
764	Reupholstery and furniture repair -----	198	31 286	10 298	2 382	716
769	Miscellaneous repair and related services -----	1 559	756 617	232 918	52 105	9 390
7692	Welding repair -----	201	62 462	21 603	4 545	1 004
7694	Armature rewinding shops -----	94	92 342	29 186	6 660	975
7699	Repair shops and related services, n.e.c. -----	1 264	601 813	182 129	40 900	7 411
7699 pt.	Farm machinery and equipment repair -----	41	14 667	3 163	687	162
7699 pt.	Lawnmower and other small gasoline engine repair -----	99	22 550	5 843	1 287	335
7699 pt.	Sewer and septic tank cleaning services -----	120	38 573	11 626	2 506	570
7699 pt.	Other repair and related services, n.e.c. -----	1 004	526 023	161 497	36 420	6 344
78, 79, 84	Amusement and recreation services, including motion pictures and museums -----	3 791	2 201 376	549 752	112 063	37 811
781, 2	Motion picture production, distribution, and services -----	246	433 483	73 349	18 213	2 381
7812 pt.	Motion picture production, except for television -----	112	61 598	16 514	4 530	490
7812 pt.	Motion picture and tape production for television -----	61	24 960	6 899	1 479	218
7819	Services allied to motion picture production -----	55	309 145	43 281	10 397	1 356
7822 pt.	Motion picture film and tape distributors -----	14	36 108	5 959	1 636	285
7822 pt.	Motion picture film exchanges -----	3	4 715	682	152	29
7822 pt.	Video tape wholesalers -----	11	31 393	5 277	1 484	256
7822 pt.	Film and tape distribution for television -----	1	(D)	(D)	(D)	AA
7829	Services allied to motion picture distribution -----	3	(D)	(D)	(D)	BB
783	Motion picture theaters -----	218	215 150	30 004	7 268	3 896
7832	Motion picture theaters, except drive-in -----	205	211 084	29 117	7 125	3 842
7833	Drive-in motion picture theaters -----	13	4 066	887	143	54
784	Video tape rental -----	787	191 410	35 204	8 600	4 899
792	Theatrical producers (except motion picture), bands, orchestras, and entertainers -----	169	90 219	22 486	3 866	897
7922	Theatrical producers (except motion picture) and miscellaneous theatrical services -----	85	48 562	12 843	2 240	654
7922 pt.	Producers of live theatrical productions -----	23	9 196	2 984	531	188
7922 pt.	Producers of radio and television shows, except tape producers -----	3	1 715	547	119	32
7922 pt.	Artists' and entertainers' managers or agents, concert bureaus, booking agents -----	37	14 860	3 233	476	111
7922 pt.	Other theatrical services -----	22	22 791	6 079	1 114	323
7929	Bands, orchestras, actors, and other entertainers and entertainment groups -----	84	41 657	9 643	1 626	243
7929 pt.	Dance groups and artists -----	1	(D)	(D)	(D)	AA
7929 pt.	Symphony orchestras, opera companies, and chamber music organizations -----	-	-	-	-	-
7929 pt.	Other music and entertainment presentations -----	83	(D)	(D)	(D)	CC
7929 pt.	Other music groups and artists -----	34	(D)	(D)	(D)	BB
7929 pt.	Other entertainers and entertainment groups -----	49	33 491	7 404	1 227	138
793	Bowling centers -----	398	204 703	54 602	15 432	6 952
79 ex. 792, 3, 84	Commercial sports and other amusement and recreation services, including museums -----	1 973	1 066 411	334 107	58 684	18 786
794	Commercial sports -----	99	314 969	144 982	23 832	3 149
7941	Professional sports clubs, managers, promoters -----	36	191 166	121 708	20 454	1 932
7941 pt.	Baseball clubs -----	1	(D)	(D)	(D)	CC
7941 pt.	Football clubs -----	1	(D)	(D)	(D)	BB
7941 pt.	Other professional sports clubs -----	7	(D)	(D)	(D)	CC
7941 pt.	Managers and promoters -----	27	77 764	18 447	3 709	1 520
7948	Racing, including track operation -----	63	123 803	23 274	3 378	1 217
7948 pt.	Auto racetrack operation -----	17	13 301	1 772	221	56
7948 pt.	Horse racetrack operation -----	8	98 798	18 181	2 327	1 013
7948 pt.	Dog racetrack operation -----	-	-	-	-	-
7948 pt.	Racing stables and racing, n.e.c. -----	38	11 704	3 321	830	148
79 ex. 792, 3, 4; 84	Other amusement and recreation services, including museums -----	1 874	751 442	189 125	34 852	15 637
791	Dance studios, schools, and halls -----	157	14 954	3 698	977	710
7991	Physical fitness facilities -----	307	107 027	24 641	5 951	3 173
7991 pt.	Physical fitness centers, except gymnasiums and athletic clubs -----	261	88 392	19 589	4 729	2 352
7991 pt.	Gymnasiums and athletic clubs -----	46	18 635	5 052	1 222	821
7992	Public golf courses -----	316	172 242	43 249	4 691	1 930
7993	Coin-operated amusement devices -----	116	38 493	8 465	2 041	694
7996	Amusement parks -----	49	21 284	4 027	354	258
7997	Membership sports and recreation clubs -----	267	157 917	53 754	9 768	3 697
7999, 84	Amusement and recreation services, including museums, n.e.c. -----	662	239 525	51 291	11 070	5 175
7999 pt.	Concession operators of amusement devices and rides -----	19	4 118	787	19	21
7999 pt.	Carnivals, circuses, and fairs -----	16	17 973	1 764	90	82
7999 pt.	Carnivals and circuses -----	15	(D)	(D)	(D)	BB
7999 pt.	Fairs -----	1	(D)	(D)	(D)	AA
7999 pt., 84	Other recreation and amusements, including museums -----	627	217 434	48 740	10 961	5 072
84	Museums, art galleries, and botanical and zoological gardens -----	8	795	288	49	23
841	Museums and art galleries -----	5	(D)	(D)	(D)	AA
842	Arboreta and botanical or zoological gardens -----	3	(D)	(D)	(D)	AA
7999 pt.	Roller skating rinks -----	73	17 916	4 441	1 247	971
7999 pt.	Ice skating rinks -----	10	6 175	1 138	318	139
7999 pt.	Other amusement and recreation services, n.e.c. -----	536	192 548	42 873	9 347	3 939

Table 1a. Summary Statistics for Firms Subject to Federal Income Tax for the State: 1992—Con.

[Includes only establishments with payroll. For meaning of abbreviations and symbols, see introductory text. For explanation of terms and comparability of 1987 and 1992 censuses, see appendix A]

SIC code	Kind of business or operation	Establishments (number)	Receipts (\$1,000)	Annual payroll (\$1,000)	First-quarter payroll (\$1,000)	Paid employees for pay period including March 12 (number)
80	Health services	15 730	8 706 707	4 115 576	846 721	140 923
801	Offices and clinics of doctors of medicine	5 935	3 899 622	2 052 126	391 478	40 649
8011 pt.	Offices of doctors of medicine	5 798	3 619 096	1 981 402	375 365	38 414
8011 pt.	General medical clinics	137	280 526	70 724	16 113	2 235
802	Offices and clinics of dentists	4 348	1 475 023	613 796	131 867	25 815
8021 pt.	Offices of dentists	4 318	1 460 758	606 808	130 337	25 573
8021 pt.	Dental clinics	30	14 265	6 988	1 530	242
803	Offices and clinics of doctors of osteopathy	1 201	593 339	301 330	60 041	8 004
8031 pt.	Offices of osteopathic physicians	1 158	565 600	287 732	57 548	7 573
8031 pt.	Osteopathic clinics	43	27 739	13 598	2 493	431
804	Offices and clinics of other health practitioners	2 614	684 489	240 369	50 976	10 564
8041	Offices and clinics of chiropractors	938	155 693	42 977	9 726	2 572
8042	Offices and clinics of optometrists	607	203 832	59 857	13 328	2 754
8043	Offices and clinics of podiatrists	400	112 871	46 109	9 001	1 680
8049	Offices and clinics of health practitioners, n.e.c.	669	212 093	91 426	18 921	3 558
805	Nursing and personal care facilities	422	870 163	424 966	101 907	32 724
8051	Skilled nursing care facilities	293	776 024	376 841	90 591	28 867
8052	Intermediate care facilities	94	77 045	40 935	9 625	3 266
8059	Nursing and personal care facilities, n.e.c.	35	17 094	7 190	1 691	591
806	Hospitals	10	79 682	30 033	6 749	1 428
8062	General medical and surgical hospitals	—	—	—	—	—
8063, 9	Specialty hospitals	10	79 682	30 033	6 749	1 428
8063	Psychiatric hospitals	7	49 969	17 270	4 181	869
8069	Specialty hospitals, except psychiatric	3	29 713	12 763	2 568	559
807, 8, 9	Other health services	1 200	1 104 389	452 956	103 703	21 739
807	Medical and dental laboratories	536	544 231	194 373	44 537	7 730
8071	Medical laboratories	247	464 351	159 061	36 071	6 126
8072	Dental laboratories	289	79 880	35 312	8 466	1 604
808	Home health care services	270	227 965	118 822	27 943	8 948
809	Miscellaneous health and allied services, n.e.c.	394	332 193	139 761	31 223	5 061
8092	Kidney dialysis centers	14	35 884	9 029	2 242	363
8093	Specialty outpatient facilities, n.e.c.	251	181 669	85 926	17 804	3 050
8099	Health and allied services, n.e.c.	129	114 640	44 806	11 177	1 648
81	Legal services	4 633	2 517 595	1 131 796	228 898	25 824
823, 4, 9	Selected educational services	481	216 898	81 593	19 913	3 969
823	Libraries	1	(D)	(D)	(D)	AA
824	Vocational schools	182	143 750	57 241	13 732	2 497
8243	Data processing schools	64	58 534	26 976	6 169	1 040
8244	Business and secretarial schools	28	22 723	8 549	2 183	458
8249	Vocational schools, n.e.c.	90	62 493	21 716	5 380	999
829	Schools and educational services, n.e.c.	298	(D)	(D)	(D)	GG
83	Social services	2 326	424 567	170 408	39 569	16 986
835	Child day care services	1 063	110 807	49 572	11 487	6 647
832, 3, 6, 9	Other social services	1 263	313 760	120 836	28 082	10 339
832	Individual and family social services	282	46 399	18 804	4 346	1 416
833	Job training and vocational rehabilitation services	81	56 658	28 256	6 453	1 336
836	Residential care	854	198 111	70 052	16 417	7 312
839	Social services, n.e.c.	46	12 592	3 724	866	275
87 ex. 8733	Engineering, accounting, research, management, and related services (except noncommercial research organizations)	7 406	6 226 799	2 694 096	614 580	80 427
871	Engineering, architectural, and surveying services	2 362	3 028 212	1 361 102	312 872	33 609
8711	Engineering services	1 673	2 686 699	1 206 132	276 007	28 844
8712	Architectural services	491	279 232	124 711	30 530	3 517
8713	Surveying services	198	62 281	30 259	6 335	1 248
872	Accounting, auditing, and bookkeeping services	2 568	1 060 391	467 864	107 868	16 306
873 ex. 8733	Research, development, and testing services (except noncommercial research organizations)	349	640 625	251 287	55 798	9 745
8731	Commercial physical and biological research	95	288 805	114 947	25 865	2 740
8731 pt.	Commercial physical research	65	244 785	98 860	22 039	2 168
8731 pt.	Commercial medical and biological research	30	44 020	16 087	3 826	572
8732	Commercial economic, sociological, and educational research	118	177 612	67 191	15 232	4 952
8734	Testing laboratories	136	174 208	69 149	14 701	2 053
874	Management and public relations services	2 127	1 497 571	613 843	138 042	20 767
8741	Management services	615	603 796	271 329	62 435	12 387
8742	Management consulting services	1 032	618 276	241 556	51 900	5 923
8743	Public relations services	116	(D)	(D)	(D)	FF
8744	Facilities support management services	2	(D)	(D)	(D)	FF
8748	Business consulting services, n.e.c.	362	106 953	48 761	9 908	1 314
89	Services, n.e.c.	471	221 705	77 352	16 627	2 630
8999 pt.	Scientific and related consulting services, except environmental	88	36 139	17 771	3 704	424
8999 pt.	Other services	383	185 566	59 581	12 923	2 206
8999 pt.	Environmental consulting	149	134 278	43 414	9 667	1 431
8999 pt.	Authors, composers, and other arts-related services	63	15 969	4 206	778	179
8999 pt.	Other services, n.e.c.	171	35 319	11 961	2 478	596

Table 1b. Summary Statistics for Firms Exempt From Federal Income Tax for the State: 1992

[Includes only establishments with payroll. For meaning of abbreviations and symbols, see introductory text. For explanation of terms and comparability of 1987 and 1992 censuses, see appendix A]

SIC code	Kind of business or operation	Establishments (number)	Revenue (\$1,000)	Annual payroll (\$1,000)	First-quarter payroll (\$1,000)	Paid employees for pay period including March 12 (number)
	Total	7 469	16 756 670	7 153 558	1 704 108	306 486
7032, 704	Camps and membership lodging	147	36 842	9 980	1 781	802
7032	Sporting and recreational camps	74	24 766	7 931	1 279	561
704	Organization hotels and lodging houses, on membership basis	73	12 076	2 049	502	241
792, 7991 pt., 7997, 7999 pt., 84	Selected amusement, recreation, and related services	435	370 042	133 640	24 663	7 428
792	Theatrical producers (except motion picture), bands, orchestras, and entertainers	79	54 839	22 712	5 441	1 325
7922	Theatrical producers (except motion picture) and miscellaneous theatrical services	45	19 508	5 890	1 342	406
7922 pt.	Producers of live theatrical productions	30	(D)	(D)	(D)	CC
7922 pt.	Producers of radio and television shows, except tape	1	(D)	(D)	(D)	AA
7922 pt.	Artists' and entertainers' managers or agents, concert bureaus, booking agents	1	(D)	(D)	(D)	AA
7922 pt.	Other theatrical services	13	10 250	2 600	593	208
7929	Bands, orchestras, actors, and other entertainers and entertainment groups	34	35 331	16 822	4 099	919
7929 pt.	Dance groups and artists	2	(D)	(D)	(D)	AA
7929 pt.	Symphony orchestras, opera companies, and chamber music organizations	23	30 668	15 708	3 862	824
7929 pt.	Other music groups and artists	5	(D)	(D)	(D)	AA
7929 pt.	Other entertainers and entertainment groups	4	2 534	572	126	72
7991 pt., 7997	Gymnasiums, athletic clubs, and membership sports and recreation clubs	253	216 030	85 235	13 499	4 261
7991 pt.	Gymnasiums and athletic clubs	6	(D)	(D)	(D)	EE
7997	Membership sports and recreation clubs	247	(D)	(D)	(D)	HH
7999 pt.	Fairs	36	16 069	1 866	218	83
84	Museums, art galleries, and botanical and zoological gardens	67	83 104	23 827	5 505	1 759
841	Museums and art galleries	60	76 579	21 651	5 040	1 602
842	Arboreta and botanical or zoological gardens	7	6 525	2 176	465	157
8011 pt.; 8021 pt.; 805, 6, 8, 9	Selected health services	1 015	13 184 578	5 927 125	1 418 991	224 457
8011 pt., 8021 pt.	Clinics of doctors of medicine and dentists	153	757 513	265 002	65 260	7 668
8011 pt.	General medical clinics	149	(D)	(D)	(D)	II
8021 pt.	Dental clinics	4	(D)	(D)	(D)	BB
805	Nursing and personal care facilities	319	533 404	253 567	60 258	18 097
8051	Skilled nursing care facilities	104	420 082	195 416	46 561	13 869
8052	Intermediate care facilities	180	84 727	46 926	11 167	3 528
8059	Nursing and personal care facilities, n.e.c.	35	28 595	11 225	2 530	700
806	Hospitals	209	11 364 639	5 157 089	1 234 899	187 209
8062	General medical and surgical hospitals	179	10 395 142	4 633 596	1 106 906	170 870
8062 pt.	General medical and surgical hospitals, nongovernment	137	8 599 967	3 817 892	904 373	143 301
8062 pt.	General medical and surgical hospitals, government	42	1 795 175	815 704	202 533	27 569
8063, 9	Specialty hospitals	30	969 497	523 493	127 993	16 339
8063	Psychiatric hospitals	20	546 323	347 721	85 631	9 909
8063 pt.	Psychiatric hospitals, nongovernment	8	151 092	68 116	17 447	2 834
8063 pt.	Psychiatric hospitals, government	12	395 231	279 605	68 184	7 075
8069	Specialty hospitals, except psychiatric	10	423 174	175 772	42 362	6 430
8069 pt.	Specialty hospitals, except psychiatric; nongovernment	9	(D)	(D)	(D)	II
8069 pt.	Specialty hospitals, except psychiatric; government	1	(D)	(D)	(D)	FF
808, 9	Other health services	334	529 022	251 467	58 574	11 483
808	Home health care services	120	266 911	132 893	30 165	6 582
809	Miscellaneous health and allied services, n.e.c.	214	262 111	118 574	28 409	4 901
8092	Kidney dialysis centers	8	(D)	(D)	(D)	EE
8093	Specialty outpatient facilities, n.e.c.	147	182 812	90 173	21 769	3 769
8099	Health and allied services, n.e.c.	59	(D)	(D)	(D)	FF
8111 pt.	Legal aid societies and similar legal services	88	43 765	24 215	5 643	848
823, 4, 9	Selected educational services	125	128 181	18 398	4 567	1 016
823	Libraries	17	3 378	792	202	72
824	Vocational schools	24	(D)	(D)	(D)	EE
8243	Data processing schools	-	-	-	-	-
8244	Business and secretarial schools	3	2 879	1 034	248	71
8249	Vocational schools, n.e.c.	21	(D)	(D)	(D)	CC
829	Schools and educational services, n.e.c.	84	(D)	(D)	(D)	FF
83	Social services	3 233	1 896 000	706 441	168 337	52 028
835	Child day care services	591	84 038	42 490	10 569	4 576
832, 3, 6, 9	Other social services	2 642	1 811 962	663 951	157 768	47 452
832	Individual and family social services	1 058	558 130	235 362	57 126	15 619
833	Job training and vocational rehabilitation services	220	283 244	98 157	22 255	9 932
836	Residential care	872	461 900	219 625	51 580	15 278
839	Social services, n.e.c.	492	508 688	110 807	26 807	6 623
861, 2, 4, 9	Selected membership organizations	2 278	823 433	238 813	57 004	17 221
861	Business associations	406	228 317	69 836	17 013	2 952
864	Civic, social, and fraternal associations	1 431	384 409	109 581	25 555	11 150
862, 9	Other membership organizations	441	210 707	59 396	14 436	3 119
862	Professional membership organizations	163	127 159	35 559	8 522	1 362
869	Membership organizations, n.e.c.	278	83 548	23 837	5 914	1 757

Table 1b. Summary Statistics for Firms Exempt From Federal Income Tax for the State: 1992—Con.

[Includes only establishments with payroll. For meaning of abbreviations and symbols, see introductory text. For explanation of terms and comparability of 1987 and 1992 censuses, see appendix A]

SIC code	Kind of business or operation	Establishments (number)	Revenue (\$1,000)	Annual payroll (\$1,000)	First-quarter payroll (\$1,000)	Paid employees for pay period including March 12 (number)
873, 4 ex. 8744	Research, testing, and consulting services, except facilities support management services -----	148	273 829	94 946	23 122	2 686
873	Research, development, and testing services -----	86	239 595	79 775	19 544	2 091
8731	Commercial physical and biological research -----	13	(D)	(D)	(D)	CC
8732	Commercial economic, sociological, and educational research -----	15	(D)	(D)	(D)	BB
8733	Noncommercial research organizations -----	50	183 338	60 630	14 932	1 551
8734	Testing laboratories -----	8	18 337	7 395	1 767	242
874 ex. 8744	Management and public relations services, except facilities support management services -----	62	34 234	15 171	3 578	595
8741	Management services -----	32	21 017	10 108	2 309	442
8742	Management consulting services -----	8	3 930	1 234	305	41
8743	Public relations services -----	5	505	134	34	9
8748	Business consulting services, n.e.c. -----	17	8 782	3 695	930	103

Table 2a. Selected Ratios for Firms Subject to Federal Income Tax for the State: 1992

[Includes only establishments with payroll. For meaning of abbreviations and symbols, see introductory text. For explanation of terms and comparability of 1987 and 1992 censuses, see appendix A]

SIC code	Kind of business or operation	Receipts		Annual payroll per employee ¹ (dollars)	Employees per establishment ¹ (number)
		Per establishment (dollars)	Per employee ¹ (dollars)		
	Total -----	572 991	57 207	23 133	10
70 ex. 704	Hotels, rooming houses, camps, and other lodging places (except membership lodging) -----	784 215	38 279	10 735	20
7011	Hotels and motels -----	874 708	37 720	10 661	23
7011 pt.	Hotels -----	1 791 562	37 895	11 419	47
7011 pt.	Hotels, 25 guestrooms or more -----	2 478 092	37 969	11 522	65
7011 pt.	Hotels, less than 25 guestrooms -----	122 158	34 582	6 798	4
7011 pt.	Motels, motor hotels, and tourist courts -----	367 942	37 256	8 653	10
7011 pt.	Motels, tourist courts -----	333 691	37 658	8 661	9
7011 pt.	Motor hotels -----	629 280	35 714	8 621	18
702, 3	Other lodging places -----	195 568	67 257	14 594	3
702	Rooming and boarding houses -----	86 774	31 647	6 459	3
703	Camps and recreational vehicle parks -----	214 840	73 146	15 940	3
72	Personal services -----	216 428	33 818	11 466	6
721	Laundry, cleaning, and garment services -----	294 413	38 273	12 897	8
7211	Power laundries, family and commercial* -----	531 649	34 752	13 616	15
7213	Linen supply* -----	1 362 730	48 367	18 832	28
7215	Coin-operated laundries and drycleaning -----	170 820	38 614	8 801	4
7216	Drycleaning plants, except rug cleaning* -----	217 345	29 547	10 218	7
7217	Carpet and upholstery cleaning -----	141 172	35 990	12 112	4
7218	Industrial laundriers* -----	2 182 111	51 720	18 033	42
7212, 9	Other laundry, cleaning, and garment services* -----	134 346	36 862	12 905	4
7212	Garment pressing, and agents for laundries and drycleaners -----	99 078	40 389	9 401	2
7219	Laundry and garment services, n.e.c.* -----	149 701	35 958	13 804	4
722	Photographic studios, portrait -----	211 720	47 786	11 062	4
723, 4	Beauty and barber shops -----	129 208	25 066	10 825	5
723	Beauty shops -----	129 825	24 939	10 744	5
724	Barber shops -----	111 813	30 067	14 062	4
725	Shoe repair shops and shoeshine parlors -----	135 866	34 070	11 064	4
726	Funeral service and crematories -----	477 705	74 425	19 641	6
729	Miscellaneous personal services -----	160 794	18 878	6 220	9
7291	Tax return preparation services -----	152 024	9 302	4 068	16
7299	Miscellaneous personal services, n.e.c. -----	164 774	33 179	9 433	5
73	Business services -----	891 950	45 674	19 691	20
731	Advertising -----	1 345 445	96 392	36 109	14
7311	Advertising agencies -----	1 539 599	105 215	41 429	15
7312	Outdoor advertising services -----	1 782 750	102 054	25 631	17
7313	Radio, television, publishers' advertising representatives -----	683 338	127 694	37 745	5
7319	Advertising, n.e.c. -----	613 986	35 756	11 690	17
732	Consumer credit reporting agencies, mercantile reporting agencies, and adjustment and collection agencies -----	664 804	59 832	22 187	11
7322	Adjustment and collection services -----	579 790	52 375	21 808	11
7323	Credit reporting services -----	929 087	82 665	23 348	11
733	Mailing, reproduction, commercial art and photography, and stenographic services -----	598 600	78 560	25 065	8
7331	Direct mail advertising services -----	1 746 931	87 296	21 014	20
7334	Photocopying and duplicating services -----	720 504	62 632	20 643	12
7335, 6	Commercial photography, art, and graphics -----	517 210	86 504	30 396	6
7335	Commercial photography -----	354 728	105 323	28 812	3
7336	Commercial art and graphic design -----	567 985	83 589	30 642	7
7338	Secretarial and court reporting services -----	269 122	61 848	21 938	4
734	Services to dwellings and other buildings -----	272 902	22 655	10 760	12
7342	Disinfecting and pest control services -----	339 099	51 252	19 713	7
7349	Building cleaning and maintenance services, n.e.c. -----	266 177	21 129	10 282	13

See footnotes at end of table.

Table 2a. **Selected Ratios for Firms Subject to Federal Income Tax for the State: 1992** — Con.

[Includes only establishments with payroll. For meaning of abbreviations and symbols, see introductory text. For explanation of terms and comparability of 1987 and 1992 censuses, see appendix A]

SIC code	Kind of business or operation	Receipts		Annual payroll per employee ¹ (dollars)	Employees per establishment ¹ (number)
		Per establishment (dollars)	Per employee ¹ (dollars)		
73	Business services—Con.				
735	Miscellaneous equipment rental and leasing -----	787 558	104 569	24 815	8
7352	Medical equipment rental and leasing -----	1 006 612	100 273	26 596	10
7353	Heavy construction equipment rental and leasing -----	1 330 073	209 323	39 308	6
7359	Equipment rental and leasing, n.e.c. -----	637 950	89 353	21 908	7
736	Personnel supply services -----	1 278 985	19 867	13 774	64
7361	Employment agencies -----	249 623	50 109	22 799	5
7363	Help supply services -----	1 714 228	19 155	13 561	89
7363 pt.	Temporary help supply -----	1 755 401	17 833	12 420	98
7363 pt.	Help supply, except temporary -----	1 559 451	27 912	21 120	56
737	Computer programming, data processing, and other computer related services -----	1 501 309	86 861	36 776	17
7371, 2, 3	Computer programming, prepackaged software, and integrated systems -----	1 267 507	116 916	45 824	11
7371	Computer programming services -----	698 920	86 225	45 278	8
7372	Prepackaged software -----	2 251 969	158 304	50 647	14
7373	Computer integrated systems -----	2 192 665	130 595	42 230	17
7374, 5, 6	Data processing services -----	2 632 035	59 376	29 384	44
7374, 5	Computer processing, information retrieval -----	2 616 831	58 074	29 234	45
7376	Computer facilities management services -----	2 808 852	78 427	31 588	36
7377, 8, 9	Computer rental and leasing, maintenance, and related services, n.e.c. -----	1 046 119	117 322	41 492	9
7377	Computer rental and leasing -----	3 831 952	265 581	94 026	14
7378	Computer maintenance and repair -----	1 187 188	108 990	30 565	11
7379	Computer related services, n.e.c. -----	567 072	87 976	43 190	6
738	Miscellaneous business services -----	815 150	48 476	17 155	17
7381, 2	Detective agencies and protective services -----	798 673	20 905	11 564	38
7381	Detective, guard, and armored car services -----	692 535	16 789	10 387	41
7382	Security systems services -----	1 305 778	55 206	21 364	24
7383	News syndicates -----	1 160 600	134 953	28 430	9
7384	Photofinishing laboratories* -----	586 651	58 454	19 469	10
7389	Business services, n.e.c. -----	841 815	71 014	21 729	12
7389 pt.	Sign painting shops -----	197 622	59 090	16 611	3
7389 pt.	Interior designing -----	324 458	104 993	22 328	10
7389 pt.	Telephone answering services -----	260 444	25 356	10 725	10
7389 pt.	Other business services -----	987 215	72 589	22 350	14
75	Automotive repair, services, and parking -----	392 174	74 675	17 995	5
751	Automotive rental and leasing, without drivers -----	1 674 665	150 752	20 115	11
7513	Truck rental and leasing, without drivers -----	2 145 300	202 934	22 726	11
7514, 5	Passenger car rental and leasing -----	1 469 604	116 329	18 498	13
7514	Passenger car rental -----	1 531 222	103 358	17 028	15
7515	Passenger car leasing -----	1 224 941	308 504	40 281	4
7519	Utility trailer and recreational vehicle rental -----	254 955	90 468	13 452	3
752	Automobile parking -----	396 944	54 751	13 656	7
753	Automotive repair shops -----	333 256	76 287	20 607	4
7532	Top, body, and upholstery repair shops and paint shops -----	378 760	76 126	21 804	5
7532 pt.	Top and body repair shops -----	384 411	76 475	22 033	5
7532 pt.	Paint shops -----	309 838	71 205	18 569	4
7538	General automotive repair shops -----	275 011	72 783	18 899	4
7538 pt.	General automotive repair shops, except diesel -----	259 551	71 957	18 512	4
7538 pt.	Diesel repair shops -----	422 178	78 025	21 356	5
7533, 4, 6, 7, 9	Other automotive repair shops -----	370 302	80 961	21 271	5
7533	Automotive exhaust system repair shops -----	380 296	82 923	21 129	5
7534	Tire retreading and repair shops -----	856 163	110 556	21 213	8
7536	Automotive glass replacement shops -----	470 317	87 067	23 001	5
7537	Automotive transmission repair shops -----	257 205	69 455	20 857	4
7539	Automotive repair shops, n.e.c. -----	312 083	73 940	20 359	4
7539 pt.	Radiator repair -----	281 490	78 696	18 629	4
7539 pt.	Brake, front end, and wheel alignment -----	401 303	83 725	23 751	5
7539 pt.	Automotive electrical and fuel system services -----	239 604	59 024	17 185	4
7539 pt.	Other automotive repair shops, n.e.c. -----	242 514	57 351	17 568	4
754	Automotive services, except repair -----	265 608	38 747	11 035	7
7542	Carwashes -----	219 874	31 201	8 736	7
7549	Automotive services, except repair and carwashes -----	315 455	47 469	13 691	7
76	Miscellaneous repair services -----	458 497	74 980	24 046	6
762	Electrical repair shops -----	522 888	70 092	24 517	7
7622	Radio and television repair shops -----	238 639	60 132	20 107	4
7623, 9	Other electrical and electronic repair shops -----	641 170	71 938	25 334	9
7623	Refrigeration and air-conditioning service and repair shops -----	670 548	101 731	29 982	7
7629	Electrical and electronic repair shops, n.e.c. -----	633 705	66 687	24 514	10
763	Watch, clock, and jewelry repair -----	127 288	44 248	12 195	3
764	Reupholstery and furniture repair -----	158 010	43 696	14 383	4
769	Miscellaneous repair and related services -----	485 322	80 577	24 805	6
7692	Welding repair -----	310 756	62 213	21 517	5
7694	Armature rewinding shops -----	982 362	94 710	29 934	10
7699	Repair shops and related services, n.e.c. -----	476 118	81 205	24 575	6
78, 79, 84	Amusement and recreation services, including motion pictures and museums -----	580 685	58 221	14 539	10
781, 2	Motion picture production, distribution, and services -----	1 762 126	182 059	30 806	10
783	Motion picture theaters -----	986 927	55 223	7 701	18
7832	Motion picture theaters, except drive-in -----	1 029 678	54 941	7 579	19
7833	Drive-in motion picture theaters -----	312 769	75 296	16 426	4
784	Video tape rental -----	243 215	39 071	7 186	6

See footnotes at end of table.

SERVICE INDUSTRIES—GEOGRAPHIC AREA SERIES

Table 2a. **Selected Ratios for Firms Subject to Federal Income Tax for the State: 1992** — Con.

[Includes only establishments with payroll. For meaning of abbreviations and symbols, see introductory text. For explanation of terms and comparability of 1987 and 1992 censuses, see appendix A]

SIC code	Kind of business or operation	Receipts		Annual payroll per employee ¹ (dollars)	Employees per establishment ¹ (number)
		Per establishment (dollars)	Per employee ¹ (dollars)		
78, 79, 84	Amusement and recreation services, including motion pictures and museums—Con.				
792	Theatrical producers (except motion picture), bands, orchestras, and entertainers -----	533 840	100 579	25 068	5
7922	Theatrical producers (except motion picture) and miscellaneous theatrical services -----	571 318	74 254	19 638	8
7929	Bands, orchestras, actors, and other entertainers and entertainment groups -----	495 917	171 428	39 683	3
793	Bowling centers -----	514 329	29 445	7 854	17
79 ex. 792, 3, 4; 84	Commercial sports and other amusement and recreation services, including museums -----	540 502	56 766	17 785	10
794	Commercial sports -----	3 181 505	100 022	46 041	32
7941	Professional sports clubs, managers, promoters -----	5 310 167	98 947	62 996	54
7948	Racing, including track operation -----	1 965 127	101 728	19 124	19
79 ex. 792, 3, 4; 84	Other amusement and recreation services, including museums -----	400 983	48 055	12 095	8
791	Dance studios, schools, and halls -----	95 248	21 062	5 208	5
7991	Physical fitness facilities -----	348 622	33 731	7 766	10
7992	Public golf courses -----	545 070	89 245	22 409	6
7993	Coin-operated amusement devices -----	331 836	55 465	12 197	6
7996	Amusement parks -----	434 367	82 496	15 609	5
7997	Membership sports and recreation clubs -----	591 449	42 715	14 540	14
7999, 84	Amusement and recreation services, including museums, n.e.c. -----	361 820	46 285	9 911	8
7999 pt.	Concession operators of amusement devices and rides -----	216 737	196 095	37 476	1
7999 pt.	Carnivals, circuses, and fairs -----	1 123 313	219 183	21 512	5
7999 pt., 84	Other recreation and amusements, including museums -----	346 785	42 869	9 610	8
80	Health services -----	553 510	61 783	29 204	9
801	Offices and clinics of doctors of medicine -----	657 055	95 934	50 484	7
8011 pt.	Offices of doctors of medicine -----	624 197	94 213	51 580	7
8011 pt.	General medical clinics -----	2 047 635	125 515	31 644	16
802	Offices and clinics of dentists -----	339 242	57 138	23 777	6
803	Offices and clinics of doctors of osteopathy -----	494 037	74 130	37 647	7
804	Offices and clinics of other health practitioners -----	261 855	64 794	22 754	4
8041	Offices and clinics of chiropractors -----	165 984	60 534	16 710	3
8042	Offices and clinics of optometrists -----	335 802	74 013	21 735	5
8043	Offices and clinics of podiatrists -----	282 178	67 185	27 446	4
8049	Offices and clinics of health practitioners, n.e.c. -----	317 030	59 610	25 696	5
805	Nursing and personal care facilities -----	2 061 998	26 591	12 986	78
8051	Skilled nursing care facilities -----	2 648 546	26 883	13 054	99
8052	Intermediate care facilities -----	819 628	23 590	12 534	35
8059	Nursing and personal care facilities, n.e.c. -----	488 400	28 924	12 166	17
806	Hospitals -----	7 968 200	55 800	21 032	143
8062	General medical and surgical hospitals -----	—	—	—	—
8063, 9	Specialty hospitals -----	7 968 200	55 800	21 032	143
807, 8, 9	Other health services -----	920 324	50 802	20 836	18
807	Medical and dental laboratories -----	1 015 356	70 405	25 145	14
8071	Medical laboratories -----	1 879 964	75 800	25 965	25
8072	Dental laboratories -----	276 401	49 800	22 015	6
808	Home health care services -----	844 315	25 477	13 279	33
809	Miscellaneous health and allied services, n.e.c. -----	843 129	65 638	27 615	13
8092	Kidney dialysis centers -----	2 563 143	98 854	24 873	26
8093	Specialty outpatient facilities, n.e.c. -----	723 781	59 564	28 172	12
8099	Health and allied services, n.e.c. -----	888 682	69 563	27 188	13
81	Legal services -----	543 405	97 491	43 827	6
823, 4, 9	Selected educational services -----	450 931	54 648	20 558	8
823	Libraries -----	(D)	(D)	(D)	(D)
824	Vocational schools -----	789 835	57 569	22 924	14
829	Schools and educational services, n.e.c. -----	(D)	(D)	(D)	(D)
83	Social services -----	182 531	24 995	10 032	7
835	Child day care services -----	104 240	16 670	7 458	6
832, 3, 6, 9	Other social services -----	248 424	30 347	11 687	8
87 ex. 8733	Engineering, accounting, research, management, and related services (except noncommercial research organizations) -----	840 778	77 422	33 497	11
871	Engineering, architectural, and surveying services -----	1 282 054	90 101	40 498	14
8711	Engineering services -----	1 605 917	93 146	41 816	17
8712	Architectural services -----	568 701	79 395	35 459	7
8713	Surveying services -----	314 551	49 905	24 246	6
872	Accounting, auditing, and bookkeeping services -----	412 925	65 031	28 693	6
873 ex. 8733	Research, development, and testing services (except noncommercial research organizations) -----	1 835 602	65 739	25 786	28
8731	Commercial physical and biological research -----	3 040 053	105 403	41 951	29
8732	Commercial economic, sociological, and educational research -----	1 505 186	35 867	13 568	42
8734	Testing laboratories -----	1 280 941	84 855	33 682	15
874	Management and public relations services -----	704 077	72 113	29 559	10
8741	Management services -----	981 782	48 744	21 904	20
8742	Management consulting services -----	599 105	104 386	40 783	6
8743	Public relations services -----	(D)	(D)	(D)	(D)
8744	Facilities support management services -----	(D)	(D)	(D)	(D)
8748	Business consulting services, n.e.c. -----	295 450	81 395	37 109	4
89	Services, n.e.c. -----	470 711	84 298	29 411	6

¹Based on number of employees for pay period including March 12.

Table 2b. Selected Ratios for Firms Exempt From Federal Income Tax for the State: 1992

[Includes only establishments with payroll. For meaning of abbreviations and symbols, see introductory text. For explanation of terms and comparability of 1987 and 1992 censuses, see appendix A]

SIC code	Kind of business or operation	Revenue		Expenses		Annual payroll per employee ¹ (dollars)	Employees per establishment ¹ (number)
		Per establishment (dollars)	Per employee ¹ (dollars)	Per establishment (dollars)	Per employee ¹ (dollars)		
	Total	2 243 496	54 674	2 133 090	51 983	23 341	41
7032, 704	Camps and membership lodging	250 626	45 938	254 626	46 671	12 444	5
792, 7991 pt., 7997, 7999 pt., 84	Selected amusement, recreation, and related services	850 671	49 817	789 418	46 230	17 991	17
8011 pt.; 8021 pt.; 805, 6, 8, 9	Selected health services	12 989 732	58 740	12 468 882	56 385	26 407	221
8011 pt., 8021 pt., 805	Clinics of doctors of medicine and dentists	4 951 065	98 789	4 891 268	97 596	34 559	50
	Nursing and personal care facilities	1 672 113	29 475	1 629 712	28 727	14 012	57
806	Hospitals	54 376 263	60 706	52 096 392	58 160	27 547	896
8062	General medical and surgical hospitals	58 073 419	60 837	55 535 246	58 178	27 118	955
8063, 9	Specialty hospitals	32 316 567	59 336	31 577 900	57 980	32 039	545
808, 9	Other health services	1 583 898	46 070	1 495 590	43 501	21 899	34
8111 pt.	Legal aid societies and similar legal services	497 330	51 610	480 557	49 869	28 555	10
823, 4, 9	Selected educational services	1 025 448	126 162	970 144	119 358	18 108	8
83	Social services	586 452	36 442	533 453	33 149	13 578	16
835	Child day care services	142 196	18 365	137 445	17 751	9 285	8
832, 3, 6, 9	Other social services	685 830	38 185	622 037	34 633	13 992	18
832	Individual and family social services	527 533	35 734	507 174	34 355	15 069	15
833	Job training and vocational rehabilitation services	1 287 473	28 518	1 235 950	27 377	9 883	45
836	Residential care	529 702	30 233	527 924	30 132	14 375	18
839	Social services, n.e.c.	1 033 919	76 806	761 327	56 556	16 731	13
861, 2, 4, 9	Selected membership organizations	361 472	47 816	331 576	43 861	13 868	8
861	Business associations	562 357	77 343	531 547	73 106	23 657	7
864	Civic, social, and fraternal associations	268 630	34 476	239 397	30 724	9 828	8
862, 9	Other membership organizations	477 794	67 556	446 590	63 144	19 043	7
873, 4 ex. 8744	Research, testing, and consulting services, except facilities support management services	1 850 196	101 947	1 701 149	93 734	35 348	18
873	Research, development, and testing services	2 785 988	114 584	2 547 244	104 765	38 152	24
874 ex. 8744	Management and public relations services, except facilities support management services	552 161	57 536	527 532	54 970	25 497	10

¹Based on number of employees for pay period including March 12.

Table 3a. Comparative Statistics for Firms Subject to Federal Income Tax for the State: 1992 and 1987

[Includes only establishments with payroll. For meaning of abbreviations and symbols, see introductory text. For explanation of terms and comparability of 1987 and 1992 censuses, see appendix A]

SIC code	Kind of business or operation	Establishments		Receipts			Annual payroll			Paid employees for pay period including March 12	
		1992 (number)	1987 (number)	1992 (\$1,000)	1987 (\$1,000)	Percent change 1987 to 1992	1992 (\$1,000)	1987 (\$1,000)	Percent change 1987 to 1992	1992 (number)	1987 (number)
	Total	61 299	55 367	35 123 794	23 859 804	47.2	14 202 886	9 469 927	50.0	613 976	533 061
70 ex. 704	Hotels, rooming houses, camps, and other lodging places (except membership lodging)	1 546	1 434	1 212 396	893 658	35.7	340 009	236 702	43.6	31 673	27 450
7011	Hotels and motels	1 340	1 234	1 172 109	864 056	35.7	331 267	229 353	44.4	31 074	26 610
7011 pt.	Hotels	477	396	854 575	605 668	41.1	257 518	173 993	48.0	22 551	19 162
7011 pt.	Hotels, 25 guestrooms or more	338	267	837 595	591 582	41.6	254 180	171 379	48.3	22 060	18 710
7011 pt.	Hotels, less than 25 guestrooms	139	129	16 980	14 086	20.5	3 338	2 614	27.7	491	452
7011 pt.	Motels, motor hotels, and tourist courts	863	838	317 534	258 388	22.9	73 749	55 360	33.2	8 523	7 448
7011 pt.	Motels, tourist courts	763	762	254 606	207 916	22.5	58 558	43 642	34.2	6 761	5 774
7011 pt.	Motor hotels	100	76	62 928	50 472	24.7	15 191	11 718	29.6	1 762	1 674
702, 3	Other lodging places	206	200	40 287	29 602	36.1	8 742	7 349	19.0	599	840
702	Rooming and boarding houses	31	28	2 690	2 801	-4.0	549	740	-25.8	85	128
703	Camps and recreational vehicle parks	175	172	37 597	26 801	40.3	8 193	6 609	24.0	514	712

Table 3a. Comparative Statistics for Firms Subject to Federal Income Tax for the State: 1992 and 1987 — Con.

[Includes only establishments with payroll. For meaning of abbreviations and symbols, see introductory text. For explanation of terms and comparability of 1987 and 1992 censuses, see appendix A]

SIC code	Kind of business or operation	Establishments		Receipts			Annual payroll			Paid employees for pay period including March 12	
		1992 (number)	1987 (number)	1992 (\$1,000)	1987 (\$1,000)	Percent change 1987 to 1992	1992 (\$1,000)	1987 (\$1,000)	Percent change 1987 to 1992	1992 (number)	1987 (number)
72	Personal services -----	6 792	6 338	1 469 981	1 126 971	30.4	498 384	385 767	29.2	43 467	40 643
721	Laundry, cleaning, and garment services ----	1 945	1 811	572 634	453 633	26.2	192 972	153 211	26.0	14 962	14 868
7211	Power laundries, family and commercial* ----	57	67	30 304	28 069	8.0	11 873	11 606	2.3	872	1 097
7213	Linens supply* -----	63	63	85 852	78 942	8.8	33 426	29 017	15.2	1 775	2 057
7215	Coin-operated laundries and drycleaning ----	512	536	87 460	69 564	25.7	19 934	15 466	28.9	2 265	2 437
7216	Drycleaning plants, except rug cleaning* ----	742	715	161 270	131 225	22.9	55 772	44 918	24.2	5 458	5 337
7217	Carpet and upholstery cleaning ----	297	213	41 928	26 093	60.7	14 110	8 188	72.3	1 165	846
7218	Industrial laundries* -----	63	55	137 473	100 690	36.5	47 933	37 459	28.0	2 658	2 462
7212, 9	Other laundry, cleaning, and garment services* -----	211	162	28 347	19 050	48.8	9 924	6 557	51.3	769	632
722	Photographic studios, portrait -----	425	376	89 981	68 583	31.2	20 829	15 295	36.2	1 883	1 578
723, 4	Beauty and barber shops -----	2 805	2 619	362 429	255 319	42.0	156 525	116 389	34.5	14 459	13 170
723	Beauty shops -----	2 709	2 487	351 695	245 221	43.4	151 505	112 187	35.0	14 102	12 769
724	Barber shops -----	96	132	10 734	10 098	6.3	5 020	4 202	19.5	357	401
725	Shoe repair shops and shoeshine parlors ----	82	89	11 141	7 204	54.7	3 618	2 654	36.3	327	279
726	Funeral service and crematories -----	590	585	281 846	218 824	28.8	74 379	56 264	32.2	3 787	3 477
729	Miscellaneous personal services -----	945	858	151 950	123 408	23.1	50 061	41 954	19.3	8 049	7 271
7291	Tax return preparation services -----	295	311	44 847	35 537	26.2	19 612	13 882	41.3	4 821	2 981
7299	Miscellaneous personal services, n.e.c. ----	650	547	107 103	87 871	21.9	30 449	28 072	8.5	3 228	4 290
73	Business services -----	9 312	7 846	8 305 842	5 576 244	49.0	3 580 931	2 227 867	60.7	181 852	151 782
731	Advertising -----	620	573	834 176	639 750	30.4	312 487	231 399	35.0	8 654	7 429
7311	Advertising agencies -----	444	398	683 582	522 544	30.8	269 161	200 016	34.6	6 497	6 218
7312	Outdoor advertising services -----	32	39	57 048	50 884	12.1	14 328	11 390	25.8	559	412
7313	Radio, television, publishers' advertising representatives -----	74	78	50 567	38 491	31.4	14 947	12 837	16.4	396	394
7319	Advertising, n.e.c. -----	70	58	42 979	27 831	54.4	14 051	7 156	96.4	1 202	405
732	Consumer credit reporting agencies, mercantile reporting agencies, and adjustment and collection agencies -----	189	201	125 648	107 809	16.5	46 593	36 447	27.8	2 100	2 136
7322	Adjustment and collection services -----	143	150	82 910	59 723	38.8	34 522	24 065	43.5	1 583	1 394
7323	Credit reporting services -----	46	51	42 738	48 086	-11.1	12 071	12 382	-2.5	517	742
733	Mailing, reproduction, commercial art and photography, and stenographic services -----	965	926	577 649	488 428	18.3	184 301	163 944	12.4	7 353	8 295
7331	Direct mail advertising services -----	87	99	151 983	118 012	28.8	36 586	36 011	1.6	1 741	2 115
7334	Photocopying and duplicating services -----	131	138	94 386	68 261	38.3	31 109	21 606	44.0	1 507	1 249
7335, 6	Commercial photography, art, and graphics -----	525	472	271 535	262 456	3.5	95 414	90 876	5.0	3 139	3 835
7335	Commercial photography -----	125	126	44 341	34 227	29.5	12 130	9 627	26.0	421	487
7336	Commercial art and graphic design -----	400	346	227 194	228 229	-5	83 284	81 249	2.5	2 718	3 348
7338	Secretarial and court reporting services ----	222	217	59 745	39 699	50.5	21 192	15 451	37.2	966	1 096
734	Services to dwellings and other buildings ----	1 865	1 411	508 962	330 758	53.9	241 727	158 332	52.7	22 466	19 160
7342	Disinfecting and pest control services ----	172	140	58 325	49 270	18.4	22 433	19 444	15.4	1 138	911
7349	Building cleaning and maintenance services, n.e.c. -----	1 693	1 271	450 637	281 488	60.1	219 294	138 888	57.9	21 328	18 249
735	Miscellaneous equipment rental and leasing -	762	746	600 119	452 723	32.6	142 415	110 255	29.2	5 739	5 834
7352	Medical equipment rental and leasing ----	129	79	129 853	58 889	120.5	34 442	16 556	108.0	1 295	894
7353	Heavy construction equipment rental and leasing -----	96	129	127 687	106 409	20.0	23 978	26 715	-10.2	610	892
7359	Equipment rental and leasing, n.e.c. -----	537	538	342 579	263 510	30.0	83 995	61 268	37.1	3 834	3 603
736	Personnel supply services -----	1 097	780	1 403 047	761 549	84.2	972 725	512 033	90.0	70 622	55 731
7361	Employment agencies -----	326	294	81 377	161 889	31.5	37 026	30 899	19.8	1 624	12 109
7363	Help supply services -----	771	486	1 321 670	670 615	97.1	935 699	462 292	102.4	68 998	52 952
737	Computer programming, data processing, and other computer related services -----	1 672	1 252	2 510 189	1 437 441	74.6	1 062 780	495 705	114.4	28 899	18 114
7371, 2, 3	Computer programming, prepackaged software, and integrated systems -----	995	668	1 261 169	585 294	115.5	494 299	254 107	94.5	10 787	8 169
7371	Computer programming services -----	624	445	436 126	273 975	59.2	229 014	138 830	65.0	5 058	4 317
7372	Prepackaged software -----	195	80	439 134	143 073	206.9	140 495	56 339	149.4	2 774	1 461
7373	Computer integrated systems -----	176	143	385 909	176 031	119.2	124 790	54 546	128.8	2 955	1 148
7374, 5, 6	Data processing services -----	341	309	897 524	470 628	90.7	444 171	144 495	207.4	15 116	7 145
7374, 5	Computer processing, information retrieval -----	314	282	821 685	445 658	84.4	413 625	132 510	212.1	14 149	6 719
7376	Computer facilities management services -----	27	27	75 839	39 421	92.4	30 546	19 288	58.4	967	776
7377, 8, 9	Computer rental and leasing, maintenance, and related services, n.e.c. -----	336	275	351 496	381 519	-7.9	124 310	97 103	28.0	2 996	2 800
7377	Computer rental and leasing -----	21	28	80 471	129 877	-38.0	28 490	22 086	29.0	303	566
7378	Computer maintenance and repair -----	149	115	176 891	198 297	-10.8	49 607	54 628	-9.2	1 623	1 560
7379	Computer related services, n.e.c. -----	166	132	94 134	53 345	76.5	46 213	20 389	126.7	1 070	674
738	Miscellaneous business services -----	2 142	1 957	1 746 052	1 357 786	28.6	617 903	519 752	18.9	36 019	35 083
7381, 2	Detective agencies and protective services -----	416	392	332 248	248 839	33.5	183 781	137 240	33.9	15 893	15 843
7381	Detective, guard, and armored car services -----	344	318	238 232	181 245	31.4	147 398	112 719	30.8	14 190	14 477
7382	Security systems services -----	72	74	94 016	67 594	39.1	36 383	24 521	48.4	1 703	1 366
7383	News syndicates -----	10	14	11 606	10 401	11.6	2 445	3 035	-19.4	86	149
7384	Photofinishing laboratories* -----	166	177	97 384	109 666	-11.2	32 435	35 161	-7.8	1 666	2 376
7389	Business services, n.e.c. -----	1 550	1 374	1 304 814	988 880	31.9	399 242	344 316	16.0	18 374	16 715
7389 pt.	Sign painting shops -----	90	69	17 786	13 523	31.5	5 000	3 912	27.8	301	252
7389 pt.	Interior designing -----	144	109	46 722	27 542	69.6	9 936	5 804	71.2	445	295
7389 pt.	Telephone answering services -----	81	106	21 096	21 889	-3.6	8 923	9 049	-1.4	832	911
7389 pt.	Other business services -----	1 235	1 090	1 219 210	925 926	31.7	375 383	325 551	15.3	16 796	15 257

Table 3a. Comparative Statistics for Firms Subject to Federal Income Tax for the State: 1992 and 1987 — Con.

[Includes only establishments with payroll. For meaning of abbreviations and symbols, see introductory text. For explanation of terms and comparability of 1987 and 1992 censuses, see appendix A]

SIC code	Kind of business or operation	Establishments		Receipts			Annual payroll			Paid employees for pay period including March 12	
		1992 (number)	1987 (number)	1992 (\$1,000)	1987 (\$1,000)	Percent change 1987 to 1992	1992 (\$1,000)	1987 (\$1,000)	Percent change 1987 to 1992	1992 (number)	1987 (number)
75	Automotive repair, services, and parking ----	6 331	5 357	2 482 856	1 840 704	34.9	598 331	437 322	36.8	33 249	29 557
751	Automotive rental and leasing, without drivers -----	331	379	554 314	464 200	19.4	73 962	64 778	14.2	3 677	3 983
7513	Truck rental and leasing, without drivers ----	140	182	300 342	246 491	21.8	33 634	37 051	-9.2	1 480	2 007
7514, 5	Passenger car rental and leasing -----	169	170	248 363	209 460	18.6	39 494	26 252	50.4	2 135	1 858
7519	Utility trailer and recreational vehicle rental -----	22	27	5 609	13 970	41.3	834	1 727	14.7	62	176
752	Automobile parking -----	144	144	57 160	48 965	16.7	14 257	9 783	45.7	1 044	964
753	Automotive repair shops -----	4 671	4 004	1 556 637	1 123 477	38.6	420 477	307 151	36.9	20 405	18 401
7532	Top, body, and upholstery repair shops and paint shops -----	1 465	1 337	554 884	416 580	33.2	158 927	121 777	30.5	7 289	6 944
7532 pt.	Top and body repair shops -----	1 354	1 249	520 492	390 203	33.4	149 958	113 480	32.1	6 806	6 397
7532 pt.	Paint shops -----	111	88	34 392	26 377	30.4	8 969	8 297	8.1	483	547
7538	General automotive repair shops -----	1 946	1 543	535 172	355 316	50.6	138 963	92 568	50.1	7 353	6 092
7538 pt.	General automotive repair shops, except diesel -----	1 761	1 421	457 069	310 049	47.4	117 586	80 457	46.1	6 352	5 413
7538 pt.	Diesel repair shops -----	185	122	78 103	45 267	72.5	21 377	12 111	76.5	1 001	679
7533, 4, 6, 7, 9	Other automotive repair shops -----	1 260	1 124	466 581	351 581	32.7	122 587	92 806	32.1	5 763	5 365
7533	Automotive exhaust system repair shops -----	389	302	147 935	104 088	42.1	37 694	25 590	47.3	1 784	1 441
7534	Tire retreading and repair shops -----	43	47	36 815	25 548	44.1	7 064	5 552	27.2	333	323
7536	Automotive glass replacement shops -----	224	168	105 351	76 533	37.7	27 831	18 233	52.6	1 210	994
7537	Automotive transmission repair shops -----	219	232	56 328	50 086	12.5	16 915	14 832	14.0	811	920
7539	Automotive repair shops, n.e.c. -----	385	375	120 152	95 326	26.0	33 083	28 599	15.7	1 625	1 687
7539 pt.	Radiator repair -----	104	121	29 275	32 469	-9.8	6 930	8 015	-13.5	372	542
7539 pt.	Brake, front end, and wheel alignment -----	145	134	58 189	38 670	50.5	16 507	11 929	38.4	695	659
7539 pt.	Automotive electrical and fuel system services -----	101	81	24 200	13 074	85.1	7 046	4 062	73.5	410	250
7539 pt.	Other automotive repair shops, n.e.c. -----	35	39	8 488	11 113	-23.6	2 600	4 593	-43.4	148	236
754	Automotive services, except repair -----	1 185	830	314 745	204 062	54.2	89 635	55 610	61.2	8 123	6 209
7542	Carwashes -----	618	458	135 882	97 338	39.6	38 047	26 109	45.7	4 358	3 938
7549	Automotive services, except repair and carwashes -----	567	372	178 863	106 724	67.6	51 588	29 501	74.9	3 768	2 271
76	Miscellaneous repair services -----	2 480	2 240	1 137 072	788 597	44.2	364 658	244 601	49.1	15 165	12 989
762	Electrical repair shops -----	650	599	339 877	230 358	47.5	118 881	72 866	63.2	4 849	3 741
7622	Radio and television repair shops -----	191	206	45 580	56 481	-19.3	15 241	17 632	-13.6	758	1 137
7623, 9	Other electrical and electronic repair shops -----	459	393	294 297	173 877	69.3	103 640	55 234	87.6	4 091	2 604
7623	Refrigeration and air-conditioning service and repair shops -----	93	102	62 361	51 338	21.5	18 379	15 931	15.4	613	645
7629	Electrical and electronic repair shops, n.e.c. -----	366	291	231 936	122 539	89.3	85 261	39 303	116.9	3 478	1 959
763	Watch, clock, and jewelry repair -----	73	55	9 292	5 514	68.5	2 561	1 561	64.1	210	158
764	Reupholstery and furniture repair -----	198	219	31 286	23 706	32.0	10 298	7 546	36.5	716	687
769	Miscellaneous repair and related services ----	1 559	1 367	756 617	529 019	43.0	232 918	162 628	43.2	9 390	8 403
7692	Welding repair -----	201	194	62 462	56 421	10.7	21 603	19 740	9.4	1 004	1 244
7694	Armature rewinding shops -----	94	100	92 342	68 154	35.5	29 186	19 265	51.5	975	869
7699	Repair shops and related services, n.e.c. ----	1 264	1 073	601 813	404 444	48.8	182 129	123 623	47.3	7 411	6 290
78, 79, 84	Amusement and recreation services, including motion pictures and museums ---	3 791	3 436	2 201 376	1 447 353	52.1	549 752	345 870	58.9	37 811	31 682
781, 2	Motion picture production, distribution, and services -----	246	184	433 483	341 815	26.8	73 349	49 505	48.2	2 381	1 753
783	Motion picture theaters -----	218	263	215 150	137 242	56.8	30 004	19 803	51.5	3 896	3 174
7832	Motion picture theaters, except drive-in ----	205	215	211 084	130 387	61.9	29 117	18 585	56.7	3 842	3 126
7833	Drive-in motion picture theaters -----	13	48	4 066	6 855	-40.7	887	1 218	-27.2	54	48
784	Video tape rental -----	787	679	191 410	91 676	108.8	35 204	19 582	79.8	4 899	3 023
792	Theatrical producers (except motion picture), bands, orchestras, and entertainers -----	169	128	90 219	58 699	53.7	22 486	13 629	65.0	897	751
7922	Theatrical producers (except motion picture) and miscellaneous theatrical services -----	85	61	48 562	33 896	43.3	12 843	7 714	66.5	654	474
7929	Bands, orchestras, actors, and other entertainers and entertainment groups ----	84	67	41 657	27 230	53.0	9 643	6 422	50.2	243	303
793	Bowling centers -----	398	431	204 703	182 283	12.3	54 602	48 636	12.3	6 952	7 589
79 ex. 792, 3, 84	Commercial sports and other amusement and recreation services, including museums ----	1 973	1 751	1 066 411	612 729	74.0	334 107	191 097	74.8	18 786	15 080
794	Commercial sports -----	99	87	314 969	156 862	100.8	144 982	68 412	111.9	3 149	1 279
7941	Professional sports clubs, managers, promoters -----	36	25	191 166	50 714	276.9	121 708	46 339	162.6	1 932	524
7948	Racing, including track operation -----	63	62	123 803	106 148	16.6	23 274	22 073	5.4	1 217	755
79 ex. 792, 3, 4, 84	Other amusement and recreation services, including museums -----	1 874	1 664	751 442	455 867	64.8	189 125	122 685	54.2	15 637	13 801
791	Dance studios, schools, and halls -----	157	121	14 954	8 955	67.0	3 698	2 373	55.8	710	487
7991	Physical fitness facilities -----	307	370	107 027	90 143	18.7	24 641	26 929	-8.5	3 173	3 247
7992	Public golf courses -----	316	244	172 242	86 955	98.1	43 249	21 079	105.2	1 930	1 537
7993	Coin-operated amusement devices -----	116	129	38 493	25 327	52.0	8 465	4 833	75.2	694	443
7996	Amusement parks -----	49	36	21 284	22 970	-7.3	4 027	3 027	33.0	258	324
7997	Membership sports and recreation clubs -----	267	269	157 917	116 854	35.1	53 754	39 045	37.7	3 697	3 494
7999, 84	Amusement and recreation services, including museums, n.e.c. -----	662	495	239 525	104 663	128.9	51 291	25 399	101.9	5 175	4 269

Table 3a. Comparative Statistics for Firms Subject to Federal Income Tax for the State: 1992 and 1987 — Con.

[Includes only establishments with payroll. For meaning of abbreviations and symbols, see introductory text. For explanation of terms and comparability of 1987 and 1992 censuses, see appendix A]

SIC code	Kind of business or operation	Establishments		Receipts			Annual payroll			Paid employees for pay period including March 12	
		1992 (number)	1987 (number)	1992 (\$1,000)	1987 (\$1,000)	Percent change 1987 to 1992	1992 (\$1,000)	1987 (\$1,000)	Percent change 1987 to 1992	1992 (number)	1987 (number)
80	Health services	15 730	15 382	8 706 707	6 219 908	40.0	4 115 576	2 864 881	43.7	140 923	132 393
801	Offices and clinics of doctors of medicine ---	5 935	6 300	3 899 622	2 875 183	35.6	2 052 126	1 470 815	39.5	40 649	39 171
8011 pt.	Offices of doctors of medicine	5 798	6 145	3 619 096	2 697 211	34.2	1 981 402	1 410 542	40.5	38 414	36 540
8011 pt.	General medical clinics	137	155	280 526	177 972	57.6	70 724	60 273	17.3	2 235	2 631
802	Offices and clinics of dentists	4 348	4 268	1 475 023	1 071 311	37.7	613 796	432 862	41.8	25 815	23 823
803	Offices and clinics of doctors of osteopathy --	1 201	1 127	593 339	403 149	47.2	301 330	198 901	51.5	8 004	6 989
804	Offices and clinics of other health practitioners	2 614	2 184	684 489	445 329	53.7	240 369	149 950	60.3	10 564	8 536
8041	Offices and clinics of chiropractors	938	795	155 693	111 880	39.2	42 977	31 380	37.0	2 572	2 404
8042	Offices and clinics of optometrists	607	598	203 832	161 762	26.0	59 857	47 552	25.9	2 754	2 725
8043	Offices and clinics of podiatrists	400	396	112 871	84 868	33.0	46 109	33 228	38.8	1 680	1 539
8049	Offices and clinics of health practitioners, n.e.c.	669	395	212 093	86 819	144.3	91 426	37 790	141.9	3 558	1 868
805	Nursing and personal care facilities	422	418	870 163	601 733	44.6	424 966	296 668	43.2	32 724	32 985
8051	Skilled nursing care facilities	293	293	776 024	524 688	47.9	376 841	256 941	46.7	28 867	28 524
8052	Intermediate care facilities	94	71	77 045	47 938	60.7	40 935	24 801	65.1	3 266	2 924
8059	Nursing and personal care facilities, n.e.c. -	35	54	17 094	15 112	13.1	7 190	7 727	-6.9	591	745
806	Hospitals	10	12	79 682	54 294	46.8	30 033	23 568	27.4	1 428	1 381
807, 8, 9	Other health services	1 200	1 073	1 104 389	580 395	90.3	452 956	223 568	102.6	21 739	16 251
807	Medical and dental laboratories	536	537	544 231	307 925	76.7	194 373	108 590	79.0	7 730	6 020
8071	Medical laboratories	247	237	464 351	243 273	90.9	159 061	80 371	97.9	6 126	4 456
8072	Dental laboratories	289	300	79 880	64 652	23.6	35 312	28 219	25.1	1 604	1 564
808	Home health care services	270	195	227 965	87 246	161.3	118 822	49 744	138.9	8 948	6 567
809	Miscellaneous health and allied services, n.e.c.	394	341	332 193	185 224	79.3	139 761	65 234	114.2	5 061	3 664
8092	Kidney dialysis centers	14	7	35 884	(D)	(D)	9 029	(D)	(D)	363	CC
8093	Specialty outpatient facilities, n.e.c.	251	211	181 669	101 105	79.7	85 926	41 334	107.9	3 050	2 393
8099	Health and allied services, n.e.c.	129	123	114 640	(D)	(D)	44 806	(D)	(D)	1 648	GG
81	Legal services	4 633	4 326	2 517 595	1 769 856	42.2	1 131 796	802 808	41.0	25 824	24 157
823, 4, 9	Selected educational services	481	260	216 898	127 149	70.6	81 593	44 300	84.2	3 969	2 846
823	Libraries	1	--	(D)	(D)	(D)	(D)	--	(D)	AA	--
824	Vocational schools	182	109	143 750	92 291	55.8	57 241	34 621	65.3	2 497	2 109
829	Schools and educational services, n.e.c.	298	151	(D)	34 858	(D)	(D)	9 679	(D)	GG	737
83	Social services	2 326	1 578	424 567	219 167	93.7	170 408	85 673	98.9	16 986	10 670
835	Child day care services	1 063	653	110 807	55 233	100.6	49 572	24 947	98.7	6 647	4 242
832, 3, 6, 9	Other social services	1 263	925	313 760	163 934	91.4	120 836	60 726	99.0	10 339	6 428
87 ex. 8733	Engineering, accounting, research, management, and related services (except noncommercial research organizations)	7 406	6 300	6 226 799	3 748 258	66.1	2 694 096	1 756 859	53.3	80 427	66 667
871	Engineering, architectural, and surveying services	2 362	2 073	3 028 212	1 904 153	59.0	1 361 102	963 696	41.2	33 609	30 561
8711	Engineering services	1 673	1 402	2 686 699	1 601 559	67.8	1 206 132	823 990	46.4	28 844	25 373
8712	Architectural services	491	471	279 232	252 741	10.5	124 711	114 983	8.5	3 517	3 860
8713	Surveying services	198	200	62 281	49 853	24.9	30 259	24 723	22.4	1 248	1 328
872	Accounting, auditing, and bookkeeping services	2 568	2 187	1 060 391	787 110	34.7	467 864	350 459	33.5	16 306	14 754
873 ex. 8733	Research, development, and testing services (except noncommercial research organizations)	349	360	640 625	291 258	120.0	251 287	109 952	128.5	9 745	4 395
8731	Commercial physical and biological research	95	122	288 805	130 380	121.5	114 947	51 097	125.0	2 740	937
8732	Commercial economic, sociological, and educational research	118	146	177 612	97 195	82.7	67 191	31 925	110.5	4 952	2 337
8734	Testing laboratories	136	92	174 208	63 683	173.6	69 149	26 930	156.8	2 053	1 121
874	Management and public relations services ---	2 127	1 680	1 497 571	773 922	93.5	613 843	342 134	79.4	20 767	16 253
8741	Management services	615	508	603 796	314 131	92.2	271 329	158 645	71.0	12 387	9 130
8742	Management consulting services	1 032	832	618 276	298 858	106.9	241 556	126 355	91.2	5 923	4 481
8743	Public relations services	116	112	(D)	(D)	(D)	(D)	(D)	(D)	FF	FF
8744	Facilities support management services ---	2	2	(D)	(D)	(D)	(D)	(D)	(D)	FF	AA
8748	Business consulting services, n.e.c.	362	226	106 953	67 845	57.6	48 761	27 807	75.4	1 314	1 276
89	Services, n.e.c.	471	870	221 705	101 939	117.5	77 352	37 277	107.5	2 630	2 225

Table 3b. Comparative Statistics for Firms Exempt From Federal Income Tax for the State: 1992 and 1987

[Includes only establishments with payroll. For meaning of abbreviations and symbols, see introductory text. For explanation of terms and comparability of 1987 and 1992 censuses, see appendix A]

SIC code	Kind of business or operation	Establishments		Expenses			Annual payroll			Paid employees for pay period including March 12	
		1992 (number)	1987 (number)	1992 (\$1,000)	1987 (\$1,000)	Percent change 1987 to 1992	1992 (\$1,000)	1987 (\$1,000)	Percent change 1987 to 1992	1992 (number)	1987 (number)
	Total -----	7 469	6 205	15 932 052	10 254 006	55.4	7 153 558	4 850 934	47.5	306 486	260 615
7032, 704	Camps and membership lodging -----	147	163	37 430	23 175	61.5	9 980	6 742	48.0	802	694
792, 7991 pt., 7997, 7999 pt., 84	Selected amusement, recreation, and related services -----	435	403	343 397	258 269	33.0	133 640	102 870	29.9	7 428	7 982
792	Theatrical producers (except motion picture), bands, orchestras, and entertainers -----	79	61	53 560	41 905	27.8	22 712	18 607	22.1	1 325	1 643
7991 pt., 7997	Gymnasiums, athletic clubs, and membership sports and recreation clubs -----	253	241	209 487	154 815	35.3	85 235	64 326	32.5	4 261	4 633
7999 pt. 84	Fairs -----	36	32	15 477	11 811	31.0	1 866	1 163	60.4	83	130
	Museums, art galleries, and botanical and zoological gardens -----	67	69	64 873	49 738	30.4	23 827	18 774	26.9	1 759	1 576
8011 pt.; 8021 pt.; 805, 6, 8, 9	Selected health services -----	1 015	742	12 655 915	8 158 396	55.1	5 927 125	4 018 992	47.5	224 457	189 472
8011 pt., 8021 pt.	Clinics of doctors of medicine and dentists -----	153	110	748 364	401 214	86.5	265 002	142 090	86.5	7 668	5 358
805	Nursing and personal care facilities -----	319	156	519 878	230 460	125.6	253 567	126 182	101.0	18 097	11 750
806	Hospitals -----	209	220	10 888 146	7 341 191	48.3	5 157 089	3 664 495	40.7	187 209	165 941
808, 9	Other health services -----	334	256	499 527	226 104	120.9	251 467	103 707	142.5	11 483	6 864
808	Home health care services -----	120	89	246 406	77 501	217.9	132 893	42 162	215.2	6 582	3 370
809	Miscellaneous health and allied services, n.e.c. -----	214	167	253 121	148 603	70.3	118 574	61 545	92.7	4 901	3 494
8111 pt.	Legal aid societies and similar legal services -----	88	58	42 289	26 193	61.5	24 215	15 498	56.2	848	714
823, 4, 9	Selected educational services -----	125	109	121 268	31 957	279.5	18 398	12 519	47.0	1 016	964
83	Social services -----	3 233	2 469	1 724 652	1 087 341	58.6	706 441	459 000	53.9	52 028	43 182
835	Child day care services -----	591	522	81 230	44 192	83.8	42 490	23 991	77.1	4 576	3 522
832, 3, 6, 9	Other social services -----	2 642	1 947	1 643 422	1 043 149	57.5	663 951	435 009	52.6	47 452	39 660
861, 2, 4, 9	Selected membership organizations -----	2 278	2 146	755 331	525 152	43.8	238 813	171 136	39.5	17 221	15 424
861	Business associations -----	406	358	215 808	145 048	48.8	69 836	46 936	48.8	2 952	2 327
864	Civic, social, and fraternal associations -----	1 431	1 346	342 577	228 249	50.1	109 581	81 429	34.6	11 150	10 475
862, 9	Other membership organizations -----	441	442	196 946	151 855	29.7	59 396	42 771	38.9	3 119	2 622
873, 4 ex. 8744	Research, testing, and consulting services, except facilities support management services -----	148	115	251 770	153 156	64.4	94 946	69 422	36.8	2 686	2 418
873	Research, development, and testing services -----	86	89	219 063	134 298	63.1	79 775	61 401	29.9	2 091	2 114
8731	Commercial physical and biological research -----	13	5	(D)	3 188	(D)	(D)	1 033	(D)	CC	37
8732	Commercial economic, sociological, and educational research -----	15	11	(D)	1 599	(D)	(D)	874	(D)	BB	44
8733	Noncommercial research organizations -----	50	66	165 394	116 833	41.6	60 630	54 628	11.0	1 551	1 821
8734	Testing laboratories -----	8	7	15 298	12 678	20.7	7 395	4 866	52.0	242	212
874 ex. 8744	Management and public relations services, except facilities support management services -----	62	26	32 707	18 858	73.4	15 171	8 021	89.1	595	304

Table 4. Summary Statistics for Firms Subject to Federal Income Tax for Counties and for

[Includes only establishments with payroll. For meaning of abbreviations and symbols, see introductory text. For explanation of terms and comparability of 1987 and 1992 censuses, see

Geographic area	Establishments (number)	Receipts (\$1,000)	Annual payroll (\$1,000)	First-quarter payroll (\$1,000)	Paid employees for pay period including March 12 (number)	Selected kind-of-business or operation groups							
						Hotels, rooming houses, camps, and other lodging places (except membership lodging) (SIC 70 ex. 704)		Personal services (SIC 72)		Business services (SIC 73)		Automotive repair, services, and parking (SIC 75)	
						Number	Receipts (\$1,000)	Number	Receipts (\$1,000)	Number	Receipts (\$1,000)	Number	Receipts (\$1,000)
1 Michigan ▲	61 299	35 123 794	14 202 886	3 131 913	613 976	1 546	1 212 396	6 792	1 469 981	9 312	8 305 842	6 331	2 482 856
2 Alcona County	28	5 158	1 777	367	142	2	(D)	3	(D)	1	(D)	1	(D)
3 Alger County	43	11 628	4 090	544	225	12	1 958	3	(D)	1	(D)	4	821
4 Munising	31	7 757	2 185	503	202	6	(D)	3	(D)	—	—	2	(D)
5 Balance of county	12	3 871	1 905	41	23	6	(D)	—	—	1	(D)	2	(D)
6 Allegan County	362	101 906	37 563	8 125	2 457	19	(D)	60	7 718	37	9 513	51	12 716
7 Allegan	62	20 983	10 012	2 097	558	1	(D)	9	1 291	6	(D)	2	(D)
8 Holland (part) (Allegan County) ▲	46	22 339	9 280	2 183	593	—	—	10	(D)	9	1 543	6	2 806
9 Otsego	34	7 110	2 295	531	185	—	—	8	1 168	5	1 078	9	1 713
10 Plainwell	44	11 369	3 986	973	327	2	(D)	7	1 245	6	679	4	643
11 South Haven (part) ▲	1	(D)	(D)	(D)	AA	—	—	—	—	—	—	1	(D)
12 Wayland	16	5 520	2 460	535	207	—	—	4	611	1	(D)	3	436
13 Balance of county	159	(D)	(D)	(D)	FF	16	(D)	22	(D)	10	(D)	26	(D)
14 Alpena County	212	57 420	19 490	4 187	1 351	8	5 287	29	3 744	24	6 161	31	8 221
15 Alpena	169	48 401	16 217	3 402	1 054	5	5 134	25	3 545	18	3 251	22	6 202
16 Balance of county	43	9 019	3 273	785	297	3	153	4	199	6	2 910	9	2 019
17 Antrim County	120	33 817	14 215	3 342	1 226	12	(D)	14	1 823	11	(D)	14	1 929
18 Arenac County	71	15 717	4 289	880	322	6	895	6	1 018	2	(D)	11	1 969
19 Baraga County	35	6 558	2 602	423	149	5	647	4	520	1	(D)	1	(D)
20 Barry County	185	46 395	17 232	3 932	938	5	446	25	2 745	19	3 957	30	6 224
21 Hastings	97	29 347	11 438	2 726	639	2	(D)	18	2 150	9	1 742	12	2 876
22 Balance of county	88	17 048	5 794	1 206	299	3	(D)	7	595	10	2 215	18	3 348
23 Bay County	653	223 212	91 148	19 292	4 423	11	(D)	101	17 677	73	21 525	86	19 100
24 Bangor township	2	(D)	(D)	(D)	AA	—	—	—	—	1	(D)	1	(D)
25 Bay City	361	126 006	54 387	11 456	2 344	5	(D)	53	12 024	41	11 863	42	9 148
26 Essexville	23	5 207	1 823	416	116	—	—	7	712	1	(D)	3	701
27 Midland (part) ▲	4	1 581	571	89	20	—	—	—	—	—	—	1	(D)
28 Balance of county	263	(D)	(D)	(D)	GG	6	(D)	41	4 941	30	(D)	39	(D)
29 Benzie County	96	22 541	7 037	1 634	562	18	12 060	11	895	10	1 160	5	429
30 Berrien County	935	392 790	159 481	36 587	8 775	43	20 519	116	23 128	133	103 112	94	26 001
31 Benton charter township	46	18 782	5 592	1 221	388	3	(D)	6	1 457	4	2 294	14	5 202
32 Benton Harbor	109	57 695	21 129	4 510	1 206	9	6 628	17	4 723	22	20 786	12	4 551
33 Buchanan	27	16 121	5 448	1 321	308	2	(D)	5	425	1	(D)	3	867
34 Lincoln charter township	47	17 145	7 476	1 565	325	2	(D)	7	(D)	8	2 528	5	2 692
35 Niles (part) (Berrien County) ▲	170	51 111	19 869	4 865	1 256	5	1 760	21	2 943	23	8 232	18	4 897
36 Niles township (Berrien County)	1	(D)	(D)	(D)	AA	—	—	—	—	—	—	—	—
37 St. Joseph	218	111 721	49 404	11 072	2 850	5	(D)	24	7 805	32	25 904	5	1 181
38 Balance of county	317	(D)	(D)	(D)	GG	17	3 905	36	(D)	43	(D)	37	6 611
39 Branch County	203	72 353	25 822	6 071	1 761	11	3 903	24	3 374	26	14 624	28	5 860
40 Coldwater	135	47 708	17 177	3 717	1 101	9	(D)	16	2 304	14	5 976	19	4 564
41 Balance of county	68	24 645	8 645	2 354	660	2	(D)	8	1 070	12	8 648	9	1 296
42 Calhoun County	843	381 437	153 067	34 831	9 977	22	(D)	116	26 508	106	90 629	87	46 037
43 Albion	71	19 721	7 350	1 676	419	2	(D)	17	2 771	5	818	8	2 047
44 Battle Creek	395	184 925	73 677	16 442	4 507	8	13 980	60	16 628	52	40 703	29	8 374
45 Emmett township	—	—	—	—	—	—	—	—	—	—	—	—	—
46 Marshall	106	34 923	13 474	3 082	670	4	(D)	19	2 234	11	3 410	11	2 627
47 Springfield	28	39 372	20 817	5 248	2 304	—	—	2	(D)	8	(D)	6	3 783
48 Balance of county	243	102 496	37 749	8 383	2 077	8	(D)	18	(D)	30	(D)	33	29 206
49 Cass County	182	43 568	15 977	3 751	1 033	4	311	31	3 460	14	10 237	27	7 173
50 Dowagiac	69	12 723	4 539	892	290	2	(D)	13	1 597	4	(D)	9	1 805
51 Niles (part) (Cass County) ▲	—	—	—	—	—	—	—	—	—	—	—	—	—
52 Balance of county	113	30 845	11 438	2 859	743	2	(D)	18	1 863	10	(D)	18	5 368
53 Charlevoix County	157	38 371	12 722	2 867	852	14	(D)	22	2 303	22	3 744	9	1 290
54 Boyne City	31	4 174	1 144	268	90	1	(D)	5	641	2	(D)	2	(D)
55 Charlevoix	71	12 679	5 023	1 156	266	3	(D)	12	1 165	10	2 318	3	(D)
56 Balance of county	55	21 518	6 555	1 443	496	10	(D)	5	497	10	(D)	4	185
57 Cheboygan County	226	41 397	12 189	2 097	800	60	12 493	26	3 795	12	1 977	18	2 127
58 Cheboygan	132	25 167	8 544	1 600	541	16	2 643	21	3 377	7	1 275	13	1 445
59 Balance of county	94	16 230	3 645	497	259	44	9 850	5	418	5	702	5	682
60 Chippewa County	212	78 625	26 767	4 936	1 474	55	12 737	26	3 588	13	2 533	18	3 019
61 Sault Ste. Marie	155	70 282	24 500	4 560	1 331	30	9 634	22	(D)	10	2 367	14	2 497
62 Balance of county	57	8 343	2 267	376	143	25	3 103	4	(D)	3	166	4	522
63 Clare County	125	33 403	11 115	2 367	861	4	(D)	14	1 834	14	4 612	13	1 747
64 Clare (part) ▲	59	21 512	7 154	1 507	512	2	(D)	9	1 110	7	2 856	3	469
65 Balance of county	66	11 891	3 961	860	349	2	(D)	5	724	7	1 756	10	1 278
66 Clinton County	233	74 862	29 748	6 284	1 516	1	(D)	35	3 947	29	15 628	32	8 478
67 De Witt (Clinton County)	24	3 495	1 328	269	59	—	—	5	395	2	(D)	3	(D)
68 De Witt township (Clinton County)	30	10 044	4 235	837	211	—	—	6	375	5	(D)	5	1 670
69 St. Johns	84	27 878	11 452	2 360	501	1	(D)	13	1 691	5	2 147	8	2 080
70 Balance of county	95	33 445	12 733	2 818	745	—	—	11	1 486	17	(D)	16	(D)
71 Crawford County	81	21 242	6 094	1 374	547	13	6 068	9	1 040	8	1 527	8	981
72 Delta County	218	61 212	21 535	5 017	1 360	15	5 481	30	4 257	22	4 879	29	8 249
73 Escanaba	154	49 543	17 877	4 184	1 104	6	3 884	24	3 302	16	3 759	21	6 579
74 Gladstone	40	7 697	2 815	638	164	5	441	4	(D)	1	(D)	4	1 007
75 Balance of county	24	3 972	843	195	92	4	1 156	2	(D)	5	(D)	4	663
76 Dickinson County	211	64 494	26 626	4 956	1 382	13	4 344	26	3 639	24	4 711	27	6 458
77 Iron Mountain	132	42 214	19 448	3 346	863	10	(D)	19	2 329	16	3 474	15	4 196
78 Kingsford	44	13 761	4 457	945	326	—	—	3	(D)	6	(D)	5	(D)
79 Norway	26	5 696	2 069	488	109	1	(D)	3	(D)	1	(D)	5	859
80 Balance of county	9	2 823	652	177	84	2	(D)	1	(D)	1	(D)	2	(D)

Places With 2,500 Inhabitants or More: 1992

appendix A. For information on geographic areas followed by ▲, see appendix F]

Selected kind-of-business or operation groups —Con.														
Miscellaneous repair services (SIC 76)		Amusement and recreation services, including motion pictures and museums (SIC 78, 79, 84)		Health services (SIC 80)		Legal services (SIC 81)		Selected educational services (SIC 823, 4, 9)		Social services (SIC 83)		Engineering, accounting, research, management, and related services (except noncommercial research organizations) (SIC 87 ex. 8733)		
Number	Receipts (\$1,000)	Number	Receipts (\$1,000)	Number	Receipts (\$1,000)	Number	Receipts (\$1,000)	Number	Receipts (\$1,000)	Number	Receipts (\$1,000)	Number	Receipts (\$1,000)	
2 480	1 137 072	3 791	2 201 376	15 730	8 706 707	4 633	2 517 595	481	216 898	2 326	424 567	7 406	6 226 799	1
2	(D)	6	900	3	2 217	4	295	—	—	3	(D)	2	(D)	2
1	(D)	5	776	8	4 034	4	409	—	—	2	(D)	2	(D)	3
1	(D)	4	(D)	8	4 034	4	409	—	—	2	(D)	1	(D)	4
—	—	1	(D)	—	—	—	—	—	—	—	—	1	(D)	5
23	4 712	36	10 171	81	41 569	14	2 507	—	—	12	2 731	28	5 291	6
1	(D)	5	1 028	20	9 806	7	1 741	—	—	3	(D)	7	1 245	7
—	—	—	—	—	—	—	—	—	—	—	—	—	—	8
2	(D)	—	—	14	13 861	1	—	—	—	2	(D)	3	243	9
2	(D)	2	(D)	6	2 549	1	(D)	—	—	2	(D)	1	(D)	10
—	—	3	(D)	11	5 519	3	408	—	—	2	(D)	4	314	11
1	(D)	1	(D)	6	4 360	—	—	—	—	—	—	—	—	12
17	3 810	25	8 104	24	5 474	3	(D)	—	—	3	(D)	13	(D)	13
5	1 964	14	2 720	53	22 191	10	2 273	1	(D)	19	(D)	18	3 488	14
3	(D)	11	(D)	50	(D)	10	2 273	1	(D)	10	699	14	3 184	15
2	(D)	3	(D)	3	(D)	—	—	—	—	9	(D)	4	304	16
6	556	15	2 456	18	2 795	9	1 573	2	(D)	2	(D)	14	1 508	17
2	(D)	12	2 849	18	6 662	4	612	—	—	5	837	4	374	18
3	355	1	(D)	12	3 610	3	(D)	—	—	3	588	2	(D)	19
13	5 632	17	2 569	45	16 167	6	1 942	1	(D)	6	(D)	16	5 586	20
4	(D)	7	1 241	29	13 034	6	1 942	1	(D)	2	(D)	7	4 861	21
9	(D)	10	1 328	16	3 133	—	—	—	—	4	47	9	725	22
34	12 458	45	17 343	172	88 728	43	14 553	4	(D)	20	3 246	59	19 707	23
19	6 498	16	5 852	92	49 074	42	(D)	3	616	9	2 311	37	11 603	24
2	(D)	4	773	6	2 770	—	—	—	—	—	—	—	—	25
—	—	—	—	2	(D)	—	—	—	—	—	—	—	(D)	26
13	(D)	25	10 718	72	(D)	1	(D)	1	(D)	11	935	21	(D)	27
3	(D)	8	1 837	21	3 865	5	566	—	—	6	854	8	516	28
48	16 417	70	18 791	237	120 105	69	23 143	4	(D)	23	5 970	85	28 720	29
4	841	5	2 087	7	3 670	1	(D)	—	—	—	—	2	(D)	30
14	7 083	6	3 491	12	2 803	1	(D)	1	(D)	2	(D)	12	6 665	31
—	—	3	406	8	12 270	3	628	—	—	—	—	1	(D)	32
—	—	6	943	10	6 600	—	—	—	—	1	(D)	8	2 925	33
7	1 315	9	1 171	53	23 056	13	2 259	—	—	5	(D)	14	4 261	34
—	—	—	—	—	—	—	—	—	—	—	—	—	—	35
1	(D)	—	—	—	—	—	—	—	—	—	—	—	—	36
7	1 449	8	3 235	66	33 432	36	16 939	1	(D)	3	(D)	25	12 399	37
15	(D)	33	7 458	81	38 274	15	(D)	2	(D)	12	2 231	23	2 086	38
11	7 367	21	9 268	44	17 906	10	2 025	2	(D)	9	(D)	17	7 052	39
5	1 329	11	5 734	38	16 639	9	(D)	2	(D)	3	189	9	4 876	40
6	6 038	10	3 534	6	1 267	1	(D)	—	—	6	(D)	8	2 176	41
29	8 752	62	22 703	269	124 365	40	11 161	6	(D)	38	5 663	66	(D)	42
4	335	4	549	19	10 208	5	1 309	—	—	3	(D)	4	511	43
10	4 211	21	7 999	148	70 615	14	4 097	4	(D)	16	2 255	32	15 216	44
—	—	7	1 526	39	19 057	5	1 616	2	(D)	—	—	7	2 462	45
2	(D)	3	(D)	1	(D)	—	—	—	—	2	(D)	4	2 728	46
13	(D)	27	(D)	62	(D)	16	4 139	—	—	17	(D)	19	(D)	47
16	2 004	24	3 833	34	9 851	11	2 600	—	—	8	389	13	3 710	48
4	462	7	821	20	5 002	3	(D)	—	—	3	160	4	286	49
—	—	—	—	—	—	—	—	—	—	—	—	—	—	50
12	1 542	17	3 012	14	4 849	8	(D)	—	—	5	229	9	3 424	51
3	(D)	14	2 968	29	5 993	13	2 311	—	—	4	258	25	4 197	52
—	—	4	452	10	1 262	3	(D)	—	—	1	(D)	2	(D)	53
—	—	1	(D)	11	2 613	9	1 205	—	—	2	(D)	20	3 856	54
3	(D)	9	(D)	8	2 118	1	(D)	—	—	2	(D)	3	(D)	55
11	(D)	16	2 500	32	9 441	19	4 185	1	(D)	11	1 103	20	2 987	56
7	(D)	8	1 250	23	7 651	15	3 645	1	(D)	10	(D)	11	2 206	57
4	(D)	8	1 250	9	1 790	4	540	—	—	1	(D)	9	781	58
3	(D)	16	25 327	42	21 811	15	3 387	—	—	3	(D)	19	4 226	59
1	(D)	11	(D)	35	20 626	15	3 387	—	—	2	(D)	14	(D)	60
2	(D)	5	(D)	7	1 185	—	—	—	—	1	(D)	5	(D)	61
4	(D)	18	2 533	26	12 723	10	2 547	—	—	13	2 191	8	1 693	62
2	(D)	3	(D)	14	8 733	7	(D)	—	—	6	1 323	6	(D)	63
2	(D)	15	(D)	12	3 990	3	(D)	—	—	7	868	2	(D)	64
8	1 111	24	6 753	50	25 131	12	3 384	—	—	9	(D)	30	7 432	65
—	—	2	(D)	6	1 473	3	(D)	—	—	2	(D)	1	(D)	66
1	(D)	5	597	4	1 439	—	—	—	—	1	(D)	3	327	67
4	508	6	849	27	15 338	8	(D)	—	—	2	(D)	10	3 870	68
3	(D)	11	(D)	13	6 881	1	(D)	—	—	4	(D)	16	(D)	69
4	442	7	1 568	15	7 173	8	971	—	—	3	(D)	5	688	70
10	3 771	17	3 342	51	18 834	12	5 248	—	—	12	805	20	6 346	71
5	3 016	12	2 709	39	15 319	10	(D)	—	—	2	(D)	19	(D)	72
1	(D)	4	(D)	10	(D)	2	(D)	—	—	8	645	1	(D)	73
4	(D)	1	(D)	2	(D)	—	—	—	—	2	(D)	—	(D)	74
8	6 467	14	2 113	60	26 515	14	5 386	—	—	5	321	20	4 540	75
4	(D)	7	1 102	34	16 523	12	(D)	—	—	3	(D)	12	3 245	76
2	(D)	4	548	19	7 678	—	—	—	—	—	—	5	(D)	77
1	(D)	2	(D)	7	2 314	2	(D)	—	—	1	(D)	3	(D)	78
1	(D)	1	(D)	—	—	—	—	—	—	1	(D)	—	(D)	79

SERVICE INDUSTRIES—GEOGRAPHIC AREA SERIES

MICHIGAN MI-21

Table 4. Summary Statistics for Firms Subject to Federal Income Tax for Counties and for

[Includes only establishments with payroll. For meaning of abbreviations and symbols, see introductory text. For explanation of terms and comparability of 1987 and 1992 censuses, see

Geographic area	Establishments (number)	Receipts (\$1,000)	Annual payroll (\$1,000)	First-quarter payroll (\$1,000)	Paid employees for pay period including March 12 (number)	Selected kind-of-business or operation groups							
						Hotels, rooming houses, camps, and other lodging places (except membership lodging) (SIC 70 ex. 704)		Personal services (SIC 72)		Business services (SIC 73)		Automotive repair, services, and parking (SIC 75)	
						Number	Receipts (\$1,000)	Number	Receipts (\$1,000)	Number	Receipts (\$1,000)	Number	Receipts (\$1,000)
1 Eaton County -----	364	217 752	79 426	17 678	3 169	6	(D)	55	6 997	48	117 939	38	18 015
2 Charlotte -----	68	13 551	4 586	1 100	290	—	—	10	1 684	7	(D)	7	1 645
3 Delta charter township ---	77	51 964	21 445	4 859	1 141	3	(D)	11	(D)	14	(D)	9	12 010
4 Eaton Rapids -----	40	9 032	2 536	615	212	1	(D)	5	547	6	(D)	3	614
5 Grand Ledge -----	56	15 246	5 205	1 240	267	—	—	13	1 782	5	(D)	2	(D)
6 Lansing (part) ▲ -----	12	4 661	2 444	834	111	—	—	1	(D)	4	(D)	1	(D)
7 Balance of county -----	111	123 298	43 210	9 030	1 148	2	(D)	15	(D)	12	(D)	16	(D)
8 Emmet County -----	280	127 789	52 560	11 310	2 386	31	26 830	33	4 577	38	10 460	21	4 571
9 Petoskey -----	161	88 562	41 942	9 088	1 585	10	5 025	23	3 519	20	7 190	11	2 386
10 Balance of county -----	119	39 227	10 618	2 222	801	21	21 805	10	1 058	18	3 270	10	2 185
11 Genesee County -----	2 664	1 232 973	543 439	122 737	24 406	30	17 090	271	58 999	330	294 327	300	98 367
12 Burton -----	190	93 525	30 287	6 709	1 511	3	715	22	3 882	28	44 359	34	7 581
13 Clio -----	66	13 255	4 753	1 011	288	1	(D)	5	1 351	6	1 010	13	3 404
14 Davison (Genesee County) -----	80	14 835	5 369	1 112	333	2	(D)	15	1 502	8	1 294	12	2 060
15 Davison township (Genesee County) -----	32	7 626	2 939	669	139	—	—	7	1 533	2	(D)	2	(D)
16 Fenton (Genesee County) --	120	44 201	16 610	4 086	1 252	1	(D)	12	1 644	13	6 009	9	2 770
17 Fenton township (Genesee County) -----	20	3 900	1 721	448	63	—	—	1	(D)	3	862	—	—
18 Flint (Genesee County) ---	1 049	587 302	278 216	65 876	11 164	5	4 817	89	21 803	129	165 937	108	33 185
19 Flint township (Genesee County) -----	381	214 125	104 138	21 912	4 303	9	5 298	34	9 705	46	40 363	42	17 396
20 Flushing -----	108	30 609	12 499	2 801	876	—	—	19	3 015	14	5 260	7	2 398
21 Genesee township -----	45	26 277	7 546	1 376	303	1	(D)	4	321	3	(D)	9	(D)
22 Grand Blanc (Genesee County) -----	154	58 296	25 693	5 396	1 212	—	—	17	4 104	26	9 133	10	2 918
23 Grand Blanc township (Genesee County) -----	70	35 879	16 724	3 305	579	1	(D)	3	474	9	4 455	3	920
24 Mount Morris (Genesee County) -----	52	8 795	3 084	699	278	3	207	5	1 559	4	(D)	9	1 318
25 Mount Morris township (Genesee County) -----	48	18 275	6 547	1 527	476	3	(D)	5	1 062	8	4 403	8	3 019
26 Mundy township -----	31	9 386	3 209	604	153	—	—	6	2 346	2	(D)	2	(D)
27 Swartz Creek -----	64	27 996	8 637	1 918	551	—	—	12	3 077	10	4 407	9	1 661
28 Vienna township -----	23	7 735	3 237	761	207	1	(D)	1	(D)	6	1 228	6	1 083
29 Balance of county -----	131	30 956	12 230	2 527	718	—	—	14	(D)	13	2 728	17	3 396
30 Gladwin County -----	74	15 967	4 660	1 054	357	2	(D)	8	1 406	5	1 324	11	2 072
31 Gladwin -----	13	2 719	1 066	218	52	—	—	1	(D)	1	(D)	2	(D)
32 Balance of county -----	61	13 248	3 594	836	305	2	(D)	7	(D)	4	(D)	9	(D)
33 Gogebic County -----	109	33 079	11 624	3 334	1 205	19	9 112	17	1 736	9	919	10	1 691
34 Ironwood -----	79	19 405	8 134	1 755	527	10	1 626	12	1 105	9	919	8	(D)
35 Balance of county -----	30	13 674	3 490	1 579	678	9	7 486	5	631	—	—	2	(D)
36 Grand Traverse County ----	910	378 155	142 430	29 132	6 454	47	64 490	72	16 121	121	40 164	77	28 254
37 Garfield township -----	3	783	172	12	12	1	(D)	—	—	—	—	—	—
38 Traverse City (part) ▲ ---	764	294 187	118 010	24 237	5 142	31	(D)	61	14 174	97	(D)	61	22 177
39 Balance of county -----	143	83 185	24 248	4 883	1 300	15	(D)	11	1 947	24	(D)	16	6 077
40 Gratiot County -----	189	51 630	19 305	4 267	1 251	5	(D)	28	2 921	16	4 808	23	5 191
41 Alma -----	89	25 538	10 173	1 940	533	2	(D)	13	1 498	8	2 133	9	1 873
42 Ithaca -----	26	6 749	2 302	486	141	1	(D)	1	(D)	1	(D)	4	975
43 St. Louis -----	27	8 704	3 110	885	231	—	—	6	467	3	1 211	4	958
44 Balance of county -----	47	10 639	3 720	956	346	2	(D)	8	(D)	4	(D)	6	1 385
45 Hillsdale County -----	151	45 828	19 811	4 089	1 265	4	(D)	19	3 302	15	12 558	16	3 185
46 Hillsdale -----	81	23 507	10 684	2 311	826	—	—	12	2 074	10	(D)	6	1 036
47 Balance of county -----	70	22 321	9 127	1 778	439	4	(D)	7	1 228	5	(D)	10	2 149
48 Houghton County -----	197	51 056	20 479	4 472	1 247	15	3 795	32	2 462	21	3 375	20	3 958
49 Hancock -----	59	19 328	8 506	1 677	418	1	(D)	8	672	7	1 573	3	645
50 Houghton -----	52	16 828	5 973	1 543	432	6	2 591	10	902	5	925	4	1 281
51 Balance of county -----	86	14 900	6 000	1 252	397	8	(D)	14	888	9	877	13	2 032
52 Huron County -----	209	44 928	18 357	3 268	947	12	1 458	23	3 955	12	2 683	25	5 731
53 Bad Axe -----	82	20 572	8 189	1 528	438	1	(D)	10	1 794	4	863	11	3 259
54 Balance of county -----	127	24 356	10 168	1 740	509	11	(D)	13	2 161	8	1 820	14	2 472
55 Ingham County -----	2 226	1 201 443	484 547	104 395	21 077	32	(D)	235	52 003	344	200 866	194	74 701
56 Delhi charter township ---	111	33 973	10 849	2 399	549	2	(D)	16	2 696	21	11 724	15	4 841
57 East Lansing -----	279	144 028	62 218	13 025	2 767	4	7 831	33	5 456	38	21 580	10	2 830
58 Lansing (part) ▲ -----	974	626 953	266 718	57 845	11 375	16	27 064	97	(D)	172	(D)	114	(D)
59 Mason -----	74	28 786	6 721	1 378	368	2	(D)	8	1 032	11	4 465	5	2 174
60 Meridian township -----	180	78 583	29 861	6 972	1 430	1	(D)	19	5 151	22	7 338	5	1 640
61 Williamston -----	35	17 713	5 733	1 377	217	—	—	6	1 266	4	1 157	2	(D)
62 Balance of county -----	573	271 407	102 447	21 399	4 371	7	(D)	56	(D)	76	(D)	43	17 798
63 Ionia County -----	204	54 289	17 980	4 020	1 281	3	(D)	37	6 395	20	3 447	31	6 506
64 Belding -----	40	12 471	4 243	970	308	1	(D)	4	309	7	624	5	(D)
65 Ionia -----	75	23 312	7 777	1 773	544	2	(D)	16	4 059	5	1 917	10	1 956
66 Portland -----	29	5 263	1 591	389	124	—	—	8	1 117	2	(D)	7	892
67 Balance of county -----	60	13 243	4 369	888	305	—	—	9	910	6	(D)	9	(D)
68 Iosco County -----	174	38 379	14 325	3 023	963	18	4 693	30	3 105	12	2 081	21	3 583
69 East Tawas -----	39	9 288	3 607	794	230	4	(D)	8	766	1	(D)	6	854
70 Oscoda township -----	20	3 871	1 012	158	75	—	—	9	849	4	(D)	1	(D)
71 Balance of county -----	115	25 220	9 706	2 071	658	14	(D)	13	1 490	7	(D)	14	(D)
72 Iron County -----	72	17 766	5 649	1 112	438	9	562	13	1 157	5	574	3	(D)
73 Isabella County -----	328	122 979	44 567	9 566	2 849	6	(D)	33	4 757	46	14 893	38	7 872
74 Clare (part) ▲ -----	—	—	—	—	—	—	—	—	—	—	—	—	—
75 Mount Pleasant -----	274	95 806	36 860	8 151	2 355	5	(D)	29	4 435	38	12 218	29	6 726
76 Balance of county -----	54	27 173	7 707	1 415	494	1	(D)	4	322	8	2 675	9	1 146

Places With 2,500 Inhabitants or More: 1992 —Con.

appendix A. For information on geographic areas followed by ▲, see appendix F]

Selected kind-of-business or operation groups —Con.														
Miscellaneous repair services (SIC 76)		Amusement and recreation services, including motion pictures and museums (SIC 78, 79, 84)		Health services (SIC 80)		Legal services (SIC 81)		Selected educational services (SIC 823, 4, 9)		Social services (SIC 83)		Engineering, accounting, research, management, and related services (except noncommercial research organizations) (SIC 87 ex. 8733)		
Number	Receipts (\$1,000)	Number	Receipts (\$1,000)	Number	Receipts (\$1,000)	Number	Receipts (\$1,000)	Number	Receipts (\$1,000)	Number	Receipts (\$1,000)	Number	Receipts (\$1,000)	
11	5 075	20	4 532	102	38 161	23	5 403	3	(D)	24	(D)	33	10 984	1
4	814	3	300	22	6 382	9	1 114	1	(D)	3	287	2	(D)	2
2	(D)	3	(D)	27	16 165	2	(D)	—	—	2	(D)	3	(D)	3
1	(D)	2	(D)	7	(D)	4	352	—	—	5	744	6	2 851	4
—	—	2	(D)	21	5 781	5	(D)	2	(D)	1	(D)	5	(D)	5
—	—	—	—	2	(D)	1	(D)	—	—	1	(D)	2	(D)	6
4	(D)	10	(D)	23	(D)	2	(D)	—	—	12	(D)	15	(D)	7
9	1 699	18	4 647	57	59 923	25	5 683	1	(D)	13	(D)	33	7 775	8
2	(D)	7	2 152	45	57 258	21	5 094	1	(D)	6	(D)	15	3 966	9
7	(D)	11	2 495	12	2 665	4	589	—	—	7	(D)	18	3 809	10
90	32 209	160	60 987	856	459 804	222	64 804	21	(D)	133	12 930	244	115 029	11
7	2 480	13	7 432	54	19 595	8	2 724	—	—	12	449	9	4 308	12
4	1 229	4	299	12	4 059	5	811	—	—	14	645	2	(D)	13
2	(D)	8	1 486	21	5 734	5	643	—	—	4	245	3	(D)	14
2	(D)	—	—	13	4 611	1	(D)	—	—	3	(D)	2	(D)	15
3	701	12	3 263	37	18 595	7	693	1	(D)	4	(D)	21	9 015	16
1	(D)	1	(D)	3	1 383	—	—	—	—	3	206	8	1 194	17
35	17 900	39	12 210	363	216 474	144	46 741	10	(D)	41	5 729	82	49 211	18
8	2 210	22	11 180	153	104 715	19	4 403	6	(D)	7	(D)	34	15 823	19
2	(D)	9	2 445	37	12 997	3	449	—	—	5	(D)	12	3 443	20
1	(D)	4	(D)	15	4 367	1	(D)	—	—	1	(D)	5	(D)	21
1	(D)	10	5 181	40	22 253	21	6 421	1	(D)	6	(D)	21	5 697	22
4	422	8	2 245	23	14 484	—	—	—	—	4	(D)	15	12 525	23
2	(D)	5	862	8	2 029	4	(D)	—	—	6	451	6	654	24
4	(D)	2	(D)	11	3 183	1	(D)	1	(D)	2	(D)	3	1 054	25
2	(D)	4	1 032	10	2 742	—	—	1	(D)	2	(D)	2	(D)	26
7	1 556	6	(D)	11	2 700	—	—	—	—	4	633	5	(D)	27
—	—	2	(D)	4	(D)	—	—	—	—	2	(D)	1	(D)	28
5	1 530	11	(D)	41	(D)	3	(D)	1	(D)	13	1 352	13	1 996	29
3	(D)	8	610	20	6 322	6	657	—	—	3	487	8	2 423	30
—	—	1	(D)	6	1 789	—	—	—	—	—	—	2	(D)	31
3	(D)	7	(D)	14	4 533	6	657	—	—	3	487	6	(D)	32
3	(D)	12	6 058	18	9 080	8	2 222	—	—	1	(D)	12	1 775	33
2	(D)	6	(D)	15	8 596	6	(D)	—	—	1	(D)	10	(D)	34
1	(D)	6	(D)	3	484	2	(D)	—	—	—	—	2	(D)	35
39	11 622	55	17 867	234	107 283	77	25 241	2	(D)	48	4 739	130	58 289	36
—	—	1	(D)	1	(D)	—	—	—	—	—	—	—	—	37
26	(D)	43	(D)	212	(D)	73	23 755	1	(D)	38	4 131	113	50 367	38
13	(D)	11	(D)	21	(D)	4	1 486	1	(D)	10	608	17	7 922	39
8	3 366	12	2 482	56	26 114	11	1 565	—	—	16	1 172	13	2 863	40
—	—	6	1 580	36	14 477	6	1 118	—	—	2	(D)	7	1 796	41
2	(D)	2	(D)	7	2 450	3	(D)	—	—	4	490	1	(D)	42
3	(D)	1	(D)	6	4 166	2	(D)	—	—	2	(D)	—	(D)	43
3	(D)	3	(D)	7	5 021	—	—	—	—	8	(D)	5	(D)	44
8	2 431	9	2 318	38	11 638	11	2 090	1	(D)	12	1 580	17	5 959	45
5	953	3	1 021	25	7 645	9	(D)	1	(D)	5	(D)	5	927	46
3	1 478	6	1 297	13	3 993	2	(D)	—	—	7	(D)	12	5 032	47
3	287	15	2 400	49	18 998	10	5 324	—	—	7	321	25	10 136	48
2	(D)	5	579	23	9 974	5	3 942	—	—	1	(D)	4	1 135	49
—	—	3	955	10	3 122	4	(D)	—	—	2	(D)	8	5 680	50
1	(D)	7	866	16	5 902	1	(D)	—	—	4	(D)	13	3 321	51
10	2 078	24	3 295	51	15 605	14	1 385	—	—	15	1 302	23	7 436	52
4	779	7	1 341	19	7 702	12	(D)	—	—	4	465	10	2 932	53
6	1 299	17	1 954	32	7 903	2	(D)	—	—	11	837	13	4 504	54
76	27 340	108	72 146	579	336 981	225	125 042	23	(D)	93	14 787	285	229 603	55
7	650	9	1 780	17	5 541	—	—	1	(D)	9	567	11	3 958	56
4	(D)	15	6 686	87	51 494	29	15 315	4	1 309	10	2 212	38	25 898	57
36	13 692	35	31 572	236	(D)	113	(D)	4	(D)	29	(D)	115	(D)	58
6	3 260	6	8 675	9	1 965	7	(D)	—	—	11	672	9	3 223	59
2	(D)	9	2 434	62	30 956	18	5 038	3	820	8	1 114	26	22 213	60
—	—	3	559	6	1 044	3	226	—	—	1	(D)	9	12 532	61
21	7 759	31	20 440	162	(D)	55	(D)	11	(D)	25	6 096	77	(D)	62
3	(D)	22	7 595	52	19 705	12	2 251	—	—	8	628	16	5 981	63
—	—	5	(D)	13	5 560	2	(D)	—	—	1	(D)	2	(D)	64
2	(D)	5	1 709	19	8 027	5	1 203	—	—	4	(D)	7	3 603	65
—	—	2	(D)	6	1 770	3	202	—	—	1	(D)	—	(D)	66
1	(D)	10	(D)	14	4 348	2	(D)	—	—	2	(D)	7	(D)	67
9	1 803	13	2 864	43	16 127	13	(D)	—	—	2	(D)	13	2 148	68
1	(D)	1	(D)	8	2 023	5	899	—	—	1	(D)	4	1 277	69
—	—	1	(D)	4	1 266	—	—	—	—	1	(D)	—	(D)	70
8	(D)	11	(D)	31	12 838	8	(D)	—	—	—	—	9	871	71
—	—	5	3 970	17	5 796	8	3 307	—	—	1	(D)	10	1 084	72
12	1 952	29	9 158	68	34 816	22	6 344	2	(D)	24	4 440	37	24 229	73
—	—	—	—	—	—	—	—	—	—	—	—	—	—	74
8	(D)	24	6 691	58	31 863	22	6 344	2	(D)	19	3 143	30	9 042	75
4	(D)	5	2 467	10	2 953	—	—	—	—	5	1 297	7	15 187	76

Table 4. **Summary Statistics for Firms Subject to Federal Income Tax for Counties and for**

[Includes only establishments with payroll. For meaning of abbreviations and symbols, see introductory text. For explanation of terms and comparability of 1987 and 1992 censuses, see

Geographic area		Establishments (number)	Receipts (\$1,000)	Annual payroll (\$1,000)	First-quarter payroll (\$1,000)	Paid employees for pay period including March 12 (number)	Selected kind-of-business or operation groups							
							Hotels, rooming houses, camps, and other lodging places (except membership lodging) (SIC 70 ex. 704)		Personal services (SIC 72)		Business services (SIC 73)		Automotive repair, services, and parking (SIC 75)	
							Number	Receipts (\$1,000)	Number	Receipts (\$1,000)	Number	Receipts (\$1,000)	Number	Receipts (\$1,000)
1	Jackson County	823	328 711	136 492	28 528	6 532	17	8 551	102	19 970	111	49 317	91	24 842
2	Blackman township	1	(D)	(D)	(D)	AA	-	-	1	(D)	-	-	-	-
3	Jackson	438	207 121	92 634	18 782	4 069	6	(D)	48	13 147	61	37 163	38	11 157
4	Leoni township	32	6 173	1 926	459	132	-	-	7	932	4	275	8	1 789
5	Summit township	-	-	-	-	-	-	-	-	-	-	-	-	-
6	Balance of county	352	(D)	(D)	(D)	GG	11	(D)	46	(D)	46	11 879	45	11 896
7	Kalamazoo County	1 628	879 467	382 285	84 441	19 308	28	(D)	197	49 528	276	193 540	164	61 658
8	Comstock township	30	10 424	3 546	806	340	1	(D)	4	813	3	(D)	6	2 138
9	Kalamazoo (Kalamazoo County)	786	485 652	210 684	47 041	9 674	15	17 734	80	25 939	133	95 313	78	28 476
10	Kalamazoo township (Kalamazoo County)	143	117 448	64 513	12 780	3 322	-	-	13	3 306	17	26 137	12	7 433
11	Oshtemo township	134	70 593	25 570	5 933	1 496	4	6 367	14	3 297	24	17 753	16	6 337
12	Portage	340	143 232	58 903	13 518	3 434	7	(D)	60	13 142	55	37 059	32	13 337
13	Balance of county	195	52 118	19 069	4 363	1 042	1	(D)	26	3 031	44	(D)	20	3 937
14	Kalkaska County	63	12 015	3 527	711	218	4	602	4	514	8	1 438	15	3 311
15	Kent County	3 809	2 311 295	927 459	201 296	43 940	54	82 176	403	106 846	693	432 289	426	246 288
16	Byron township	35	11 778	3 335	644	177	2	(D)	4	665	5	2 946	3	(D)
17	Cascade township	29	5 172	2 206	477	87	-	-	3	(D)	8	1 292	-	-
18	Cedar Springs	28	6 357	2 344	568	220	1	(D)	5	659	1	(D)	6	975
19	East Grand Rapids	97	55 280	31 329	6 668	744	3	409	3	470	17	5 935	1	(D)
20	Gaines township	12	3 560	867	204	52	-	-	1	(D)	1	(D)	2	(D)
21	Grand Rapids	1 972	1 418 550	582 246	125 536	24 342	22	(D)	194	49 396	362	256 110	165	134 713
22	Grand Rapids charter township	68	27 890	10 994	2 419	468	2	(D)	5	370	10	5 681	8	1 936
23	Grandville	210	76 429	32 546	6 611	1 825	3	(D)	23	5 409	39	15 500	26	9 135
24	Kentwood	327	244 955	88 821	19 932	4 943	8	13 264	47	16 603	67	44 882	36	22 790
25	Lowell	34	12 285	4 980	1 040	397	-	-	8	1 216	2	(D)	3	1 678
26	Plainfield township	83	27 604	11 338	2 393	784	1	(D)	12	2 903	15	3 938	11	4 566
27	Rockford	68	13 036	4 113	824	236	2	(D)	5	1 007	13	1 996	8	2 041
28	Sparta	33	5 812	1 512	332	136	-	-	5	1 221	3	290	8	976
29	Walker	142	95 564	38 717	8 725	3 042	2	(D)	15	8 784	19	25 914	28	8 613
30	Wyoming	389	203 289	76 860	17 354	4 483	6	4 909	44	12 653	76	53 019	81	43 859
31	Balance of county	282	103 734	35 251	7 569	2 004	5	(D)	29	(D)	55	(D)	35	(D)
32	Keweenaw County	8	828	179	6	11	6	(D)	-	-	-	-	-	-
33	Lake County	32	6 245	2 446	549	201	5	1 205	2	(D)	4	(D)	1	(D)
34	Lapeer County	342	84 660	31 488	6 042	1 765	9	2 892	44	5 675	43	8 215	40	10 768
35	Imlay City	4	(D) 731	(D) 35	(D) 26	(D) 1	(D) 1	(D) 1	(D) 1	(D) 1	(D) 1	(D) 1	(D) 1	(D) 1
36	Lapeer	174	53 902	20 579	3 767	1 132	2	(D)	23	3 541	23	5 532	20	6 319
37	Balance of county	164	30 027	10 747	2 240	607	6	(D)	20	(D)	19	(D)	20	4 449
38	Leelanau County	122	42 463	13 817	3 087	995	18	10 793	10	1 214	21	2 369	8	1 621
39	Traverse City (part) ▲	5	2 259	1 193	2 892	32	-	-	-	-	1	(D)	-	-
40	Balance of county	117	40 204	12 624	2 995	963	18	10 793	10	1 214	20	(D)	8	1 621
41	Lenawee County	531	143 617	53 444	11 259	3 323	10	(D)	69	10 792	56	18 983	71	19 091
42	Adrian	264	85 086	34 448	6 974	2 007	3	(D)	32	5 954	33	13 914	27	8 669
43	Blissfield	31	7 939	2 314	543	149	1	(D)	7	785	4	216	6	1 876
44	Hudson	27	3 701	1 004	212	99	1	(D)	6	809	2	(D)	1	(D)
45	Tecumseh	68	16 172	5 663	1 243	351	1	(D)	12	1 976	4	781	12	2 543
46	Balance of county	141	30 719	10 015	2 287	717	4	(D)	12	1 268	13	(D)	25	(D)
47	Livingston County	703	259 482	101 749	21 400	5 707	10	(D)	78	10 691	110	44 947	78	32 116
48	Brighton (Livingston County)	314	131 179	52 534	11 138	2 666	2	(D)	29	4 281	54	32 034	38	14 839
49	Brighton township (Livingston County)	27	5 020	1 805	406	147	-	-	4	283	6	1 146	2	(D)
50	Fowlerville	7	1 460	281	66	20	1	(D)	-	-	1	(D)	2	(D)
51	Genoa township	2	(D)	(D)	(D)	AA	-	-	-	-	-	-	-	-
52	Green Oak township	10	2 471	322	94	22	-	-	1	(D)	2	(D)	-	-
53	Hamburg township	16	3 056	968	233	89	-	-	5	1 052	3	456	1	(D)
54	Howell	163	77 806	31 565	6 503	1 834	3	2 108	22	3 181	19	5 456	19	11 510
55	Balance of county	164	(D)	(D)	(D)	FF	4	(D)	17	(D)	25	(D)	16	3 568
56	Luce County	45	6 776	1 575	385	155	8	1 263	2	(D)	1	(D)	7	1 553
57	Mackinac County	113	49 788	15 086	1 367	692	57	39 261	9	567	2	(D)	5	1 331
58	St. Ignace	50	10 451	2 655	379	145	27	5 340	2	1	1	(D)	3	(D)
59	Balance of county	63	39 337	12 431	988	547	30	33 921	7	(D)	1	(D)	2	(D)
60	Macomb County	4 818	2 783 729	1 117 061	249 745	48 016	52	36 110	619	101 597	681	506 787	552	224 129
61	Center Line	63	21 231	8 875	1 850	398	-	-	12	2 839	4	704	5	4 328
62	Chesterfield township	43	20 065	9 050	1 655	305	-	-	4	384	7	1 783	6	1 692
63	Clinton township	411	175 954	75 870	16 998	3 133	1	(D)	53	7 516	59	32 066	34	11 683
64	East Detroit	270	98 438	37 378	8 030	2 139	2	(D)	35	6 607	34	17 257	40	23 039
65	Fraser	130	75 879	28 080	6 812	1 130	4	785	14	1 324	16	9 825	29	11 475
66	Grosse Pointe Shores (part) ▲	5	6 893	5 104	922	77	-	-	-	-	-	-	-	-
67	Harrison township	66	14 859	5 426	1 127	278	-	-	8	767	9	1 817	6	1 585
68	Macomb township	30	9 228	3 360	391	121	-	-	7	(D)	5	2 221	2	(D)
69	Mount Clemens	595	213 661	95 362	19 807	3 682	3	(D)	65	11 122	65	23 171	69	20 305
70	New Baltimore	61	33 878	11 497	2 616	608	-	-	12	1 574	6	882	5	1 495
71	Richmond	40	14 964	6 211	1 323	396	-	-	9	988	6	4 458	5	813
72	Romeo ▲	90	21 841	7 394	1 621	433	1	(D)	11	1 462	14	4 008	7	1 392
73	Roseville	349	158 737	59 701	13 156	3 217	8	7 114	47	11 232	51	14 367	46	16 301
74	St. Clair Shores	574	200 797	87 662	17 977	4 173	3	(D)	77	11 038	60	34 015	51	15 689
75	Shelby charter township	130	36 645	16 585	3 423	830	-	-	25	3 333	18	4 572	13	4 523

Places With 2,500 Inhabitants or More: 1992 —Con.

appendix A. For information on geographic areas followed by ▲, see appendix F]

Selected kind-of-business or operation groups —Con.														
Miscellaneous repair services (SIC 76)		Amusement and recreation services, including motion pictures and museums (SIC 78, 79, 84)		Health services (SIC 80)		Legal services (SIC 81)		Selected educational services (SIC 823, 4, 9)		Social services (SIC 83)		Engineering, accounting, research, management, and related services (except noncommercial research organizations) (SIC 87 ex. 8733)		
Number	Receipts (\$1,000)	Number	Receipts (\$1,000)	Number	Receipts (\$1,000)	Number	Receipts (\$1,000)	Number	Receipts (\$1,000)	Number	Receipts (\$1,000)	Number	Receipts (\$1,000)	
46	16 806	57	27 316	224	115 475	47	15 234	4	(D)	42	6 517	79	41 668	1
—	—	—	—	—	—	—	—	—	—	—	—	—	—	2
27	11 913	14	10 079	150	81 607	37	12 658	3	(D)	15	2 982	39	22 794	3
4	676	3	(D)	4	1 317	—	—	—	—	—	—	2	(D)	4
—	—	—	—	—	—	—	—	—	—	—	—	—	—	5
15	4 217	40	(D)	70	32 551	10	2 576	1	(D)	27	3 535	38	(D)	6
65	39 142	111	44 692	407	292 785	119	66 369	10	(D)	50	7 496	185	76 406	7
4	(D)	5	463	4	1 206	—	—	—	—	1	(D)	2	(D)	8
29	22 052	46	22 719	195	156 629	90	51 295	5	715	14	3 412	93	51 863	9
3	(D)	6	1 270	73	67 988	3	(D)	1	(D)	8	735	6	2 734	10
5	3 223	14	5 714	28	18 717	4	1 930	2	(D)	4	(D)	18	6 033	11
12	3 132	19	8 074	75	36 170	13	8 344	1	(D)	14	1 704	47	12 247	12
12	(D)	21	6 452	32	12 075	9	(D)	1	(D)	9	(D)	19	(D)	13
2	(D)	10	2 254	12	2 825	2	(D)	—	—	3	203	2	(D)	14
175	71 269	227	115 012	920	599 136	241	211 428	26	(D)	111	49 492	507	376 342	15
3	938	5	2 579	6	2 158	1	(D)	—	—	2	(D)	4	808	16
—	—	—	—	3	959	1	(D)	—	—	—	—	13	1676	17
1	(D)	4	417	7	3 946	1	(D)	—	—	—	—	2	(D)	18
—	—	4	711	47	40 117	1	(D)	—	—	3	(D)	20	7 384	19
2	(D)	—	—	2	(D)	—	—	—	—	1	(D)	3	(D)	20
67	36 147	95	42 891	539	377 369	196	197 059	10	3 085	44	29 017	265	232 271	21
1	(D)	4	601	17	8 979	4	865	1	(D)	4	(D)	11	3 167	22
5	3 292	13	4 004	48	20 805	4	(D)	3	315	7	3 165	38	11 349	23
19	10 564	21	12 251	74	67 712	4	1 053	2	(D)	7	1 895	38	52 973	24
1	(D)	4	652	9	6 299	1	(D)	—	—	—	(D)	—	—	25
3	207	5	3 070	14	7 796	5	352	—	—	5	(D)	11	3 152	26
2	(D)	4	(D)	18	4 534	2	(D)	1	(D)	5	603	7	700	27
4	628	2	(D)	6	1 457	1	(D)	—	—	—	(D)	3	(D)	28
11	2 393	9	12 162	33	15 515	2	(D)	1	(D)	4	(D)	18	18 253	29
27	8 861	23	18 297	61	28 805	13	(D)	3	(D)	17	5 613	37	20 463	30
29	7 777	34	(D)	36	(D)	5	(D)	5	(D)	10	(D)	37	23 212	31
1	(D)	—	—	1	(D)	—	—	—	—	—	—	—	—	32
2	(D)	5	802	4	(D)	2	(D)	1	(D)	1	(D)	5	490	33
6	1 733	33	5 936	85	32 871	21	4 470	3	(D)	27	2 572	28	8 570	34
—	—	—	—	1	(D)	—	—	—	—	—	—	—	—	35
3	(D)	14	3 070	50	23 654	12	2 604	2	(D)	9	1 001	16	5 625	36
3	(D)	19	2 866	34	(D)	9	1 866	1	(D)	18	1 571	12	2 945	37
7	712	11	(D)	19	6 265	5	654	—	—	5	218	17	4 058	38
1	(D)	1	(D)	2	(D)	—	—	—	—	—	—	—	—	39
6	(D)	10	(D)	17	(D)	5	654	—	—	5	218	17	4 058	40
17	6 072	50	10 713	146	51 877	35	8 514	2	(D)	40	3 760	31	8 147	41
7	4 088	17	3 834	82	34 687	23	3 581	—	—	21	(D)	19	5 952	42
1	(D)	—	—	6	1 156	2	(D)	—	—	1	(D)	3	723	43
1	(D)	1	(D)	9	1 334	3	446	—	—	3	179	—	—	44
3	242	8	1 923	17	5 583	4	1 590	—	—	2	(D)	4	573	45
5	(D)	24	(D)	32	9 117	3	(D)	2	(D)	13	(D)	5	899	46
22	16 393	58	24 824	167	81 538	53	8 726	5	(D)	40	5 304	77	23 670	47
13	14 302	19	12 638	81	27 507	28	4 851	1	(D)	9	912	36	14 308	48
2	(D)	1	(D)	5	1 320	—	—	1	(D)	1	(D)	5	243	49
—	—	1	(D)	2	(D)	—	—	—	—	—	—	—	—	50
1	(D)	2	(D)	1	(D)	—	—	—	—	1	(D)	2	(D)	51
—	—	—	—	—	—	—	—	—	—	—	—	—	—	52
1	(D)	1	(D)	3	734	1	(D)	—	—	1	(D)	—	—	53
2	(D)	9	3 815	42	42 379	19	3 022	2	(D)	11	986	14	4 799	54
3	877	24	(D)	33	(D)	5	(D)	1	(D)	17	3 137	19	4 152	55
2	(D)	4	234	12	2 340	3	255	—	—	2	(D)	4	329	56
5	486	14	2 685	6	2 120	3	(D)	—	—	3	(D)	8	1 080	57
3	(D)	4	497	4	(D)	2	(D)	—	—	—	—	3	(D)	58
2	(D)	10	2 188	2	(D)	1	(D)	—	—	3	(D)	5	(D)	59
271	132 745	256	135 652	1 313	733 375	317	82 603	42	9 263	109	22 411	579	789 233	60
3	(D)	6	1 434	18	7 381	8	1 560	1	(D)	—	—	6	(D)	61
7	10 220	1	(D)	5	1 318	1	(D)	1	(D)	2	(D)	9	2 677	62
12	7 672	21	13 072	130	69 631	22	5 922	10	1 526	8	(D)	60	25 693	63
10	3 852	10	2 758	90	29 591	24	3 908	5	2 957	3	(D)	16	7 325	64
11	5 420	9	6 694	20	11 366	1	(D)	1	(D)	2	(D)	22	28 238	65
—	—	—	—	5	6 893	—	—	—	—	—	—	—	—	66
15	5 787	6	1 315	6	1 079	—	—	—	—	3	(D)	11	1 078	67
—	—	7	4 670	7	1 353	—	—	—	—	—	—	2	(D)	68
28	8 059	25	10 717	154	78 501	97	30 369	5	(D)	15	2 506	62	22 496	69
2	(D)	2	(D)	20	26 501	4	240	4	—	5	585	4	521	70
1	(D)	4	919	11	7 312	2	(D)	—	—	1	(D)	1	(D)	71
8	1 620	7	3 451	20	5 345	2	(D)	—	—	6	(D)	13	3 609	72
29	15 982	22	13 234	104	60 032	9	2 244	1	(D)	3	(D)	27	16 131	73
20	4 709	30	12 290	178	77 803	56	12 840	3	136	10	2 545	83	28 122	74
8	1 024	7	1 089	30	9 295	3	(D)	3	185	3	623	19	11 749	75

Table 4. Summary Statistics for Firms Subject to Federal Income Tax for Counties and for

[Includes only establishments with payroll. For meaning of abbreviations and symbols, see introductory text. For explanation of terms and comparability of 1987 and 1992 censuses, see

Geographic area	Estab-lish-ments (number)	Receipts (\$1,000)	Annual payroll (\$1,000)	First-quarter payroll (\$1,000)	Paid employees for pay period including March 12 (number)	Selected kind-of-business or operation groups								
						Hotels, rooming houses, camps, and other lodging places (except membership lodging) (SIC 70 ex. 704)		Personal services (SIC 72)		Business services (SIC 73)		Automotive repair, services, and parking (SIC 75)		
						Number	Receipts (\$1,000)	Number	Receipts (\$1,000)	Number	Receipts (\$1,000)	Number	Receipts (\$1,000)	
Macomb County — Con.														
1 Sterling Heights -----	669	731 233	236 201	54 197	8 475	4	5 487	95	15 037	125	94 540	50	25 759	
2 Utica -----	197	66 002	23 783	5 016	1 323	3	(D)	25	4 098	34	12 313	28	10 459	
3 Warren -----	976	843 354	384 981	90 103	16 434	21	(D)	110	20 226	146	245 812	138	68 594	
4 Washington township balance ▲	54	15 791	6 963	1 312	311	1	(D)	4	315	7	774	8	2 410	
5 Balance of county -----	65	24 279	7 578	1 709	553	1	(D)	6	(D)	15	2 202	10	(D)	
6 Manistee County -----	138	28 998	11 352	2 628	831	16	3 130	16	2 002	10	1 401	13	1 685	
7 Manistee -----	85	17 935	7 186	1 681	487	10	1 974	12	(D)	7	1 265	5	1 025	
8 Balance of county -----	53	11 063	4 166	947	344	6	1 156	4	(D)	3	136	8	660	
9 Marquette County -----	448	152 568	70 642	13 938	3 282	24	10 210	53	6 708	45	15 711	57	12 093	
10 Ishpeming -----	59	11 154	3 952	849	275	—	—	12	1 005	5	521	7	1 385	
11 Marquette -----	292	121 799	59 490	11 423	2 408	15	9 411	30	4 999	29	12 924	26	6 697	
12 Negaunee -----	33	5 921	2 040	455	122	1	(D)	2	(D)	1	(D)	11	2 143	
13 Balance of county -----	64	13 694	5 160	1 211	477	8	(D)	9	(D)	10	(D)	13	1 868	
14 Mason County -----	180	54 157	19 693	4 245	1 039	20	4 799	20	2 638	14	4 578	13	4 214	
15 Ludington -----	123	42 288	15 505	3 467	855	14	4 257	16	2 103	11	(D)	8	2 120	
16 Balance of county -----	57	11 869	4 188	778	184	6	542	4	535	3	(D)	5	2 094	
17 Mecosta County -----	193	59 501	24 667	5 161	1 447	5	(D)	25	3 436	25	13 062	25	6 082	
18 Big Rapids -----	131	42 764	15 335	3 831	1 141	2	(D)	14	2 211	15	4 950	14	3 686	
19 Balance of county -----	62	16 737	9 332	1 330	306	3	(D)	11	1 225	10	8 112	11	2 396	
20 Menominee County -----	91	24 635	9 762	2 269	715	2	(D)	11	1 477	8	4 820	10	2 624	
21 Menominee -----	74	20 536	7 908	1 846	562	1	(D)	11	1 477	7	(D)	7	(D)	
22 Balance of county -----	17	4 099	1 854	423	153	1	(D)	—	—	1	(D)	3	(D)	
23 Midland County -----	486	220 765	101 763	21 711	4 953	7	(D)	63	13 512	78	66 130	45	12 586	
24 Midland (part) ▲	417	206 714	95 322	20 026	4 489	5	(D)	55	12 778	63	59 148	36	(D)	
25 Balance of county -----	69	14 051	6 441	1 685	464	2	(D)	8	734	15	6 982	9	(D)	
26 Missaukee County -----	39	9 523	3 745	992	350	2	(D)	4	341	1	(D)	9	1 115	
27 Monroe County -----	513	225 338	82 908	17 343	4 611	10	6 530	59	10 273	67	31 362	62	18 153	
28 Bedford township -----	42	30 156	8 746	1 904	319	—	—	5	(D)	8	(D)	1	(D)	
29 Carleton -----	10	6 766	1 844	377	46	—	—	1	(D)	2	(D)	1	(D)	
30 Dundee -----	16	3 024	865	160	64	—	(D)	2	(D)	—	—	1	(D)	
31 Frenchtown township -----	4	2 776	985	247	110	—	—	—	(D)	2	(D)	—	(D)	
32 Milan (part) ▲	4	(D)	(D)	(D)	BB	—	—	—	—	—	(D)	—	—	
33 Monroe (Monroe County) --	301	139 892	59 674	12 568	3 502	4	4 342	41	6 594	30	22 548	40	12 726	
34 Monroe township (Monroe	12	2 709	990	225	87	1	(D)	1	(D)	3	(D)	1	(D)	
35 Balance of county -----	124	(D)	(D)	(D)	EE	4	(D)	8	(D)	22	5 313	18	(D)	
36 Montcalm County -----	233	54 242	19 922	4 672	1 598	7	(D)	39	5 464	19	3 881	27	8 025	
37 Greenville -----	89	28 332	10 806	2 762	1 011	2	(D)	16	2 116	7	1 863	10	4 078	
38 Balance of county -----	144	25 910	9 116	1 910	587	5	(D)	23	3 348	12	2 018	17	3 947	
39 Montmorency County -----	41	8 755	2 901	540	233	5	750	3	263	2	(D)	2	(D)	
40 Muskegon County -----	878	458 906	141 026	30 071	6 638	25	(D)	94	17 868	110	37 774	104	25 123	
41 Fruitport charter township --	20	17 766	1 801	303	87	—	—	1	(D)	2	(D)	1	(D)	
42 Muskegon (Muskegon	385	170 478	76 152	16 012	3 294	6	5 545	38	8 083	46	21 388	40	10 099	
43 Muskegon township	40	19 083	3 975	878	316	—	—	7	1 470	8	1 273	9	2 396	
44 Muskegon Heights -----	85	37 517	16 458	3 565	766	5	5 113	11	2 976	5	1 756	21	4 928	
45 North Muskegon -----	63	12 547	4 524	917	346	1	(D)	8	(D)	9	1 212	8	(D)	
46 Norton Shores -----	137	163 586	23 924	5 458	956	3	(D)	16	(D)	20	8 179	14	(D)	
47 Roosevelt Park -----	39	12 989	6 011	1 173	279	1	(D)	5	(D)	10	1 707	1	(D)	
48 Whitehall -----	40	10 696	4 098	937	317	2	(D)	4	(D)	2	(D)	5	1 061	
49 Balance of county -----	69	14 244	4 083	828	277	7	(D)	4	(D)	8	(D)	5	(D)	
50 Newaygo County -----	155	34 498	12 044	2 602	768	7	1 110	25	2 903	15	4 885	27	3 843	
51 Fremont -----	76	18 109	6 786	1 406	387	4	(D)	15	1 990	6	1 793	12	2 317	
52 Balance of county -----	79	16 389	5 258	1 196	381	3	(D)	10	913	9	3 092	15	1 526	
53 Oakland County -----	13 085	10 543 155	4 501 324	1 005 339	160 265	126	191 540	1 108	260 801	2 621	3 502 846	797	394 277	
54 Auburn Hills -----	163	473 819	202 557	49 190	6 544	6	14 958	15	1 885	47	119 387	11	12 391	
55 Berkley -----	146	67 267	24 203	5 518	1 097	—	—	29	6 438	34	22 239	14	5 891	
56 Beverly Hills -----	82	63 207	33 140	6 366	1 752	—	—	3	(D)	9	1 900	1	(D)	
57 Birmingham -----	626	299 903	129 584	26 609	5 009	3	(D)	75	18 266	108	51 923	18	10 336	
58 Bloomfield township -----	242	147 507	73 261	14 199	1 990	—	—	19	4 821	50	25 677	4	(D)	
59 Bloomfield Hills -----	722	733 774	313 281	69 913	7 953	5	1 837	33	4 809	118	343 344	8	1 828	
60 Brandon township -----	12	2 915	1 120	297	69	—	—	—	—	1	(D)	4	652	
61 Clawson -----	147	65 639	25 879	5 684	1 368	1	(D)	18	3 465	26	10 487	18	7 680	
62 Commerce township	116	41 583	19 003	4 716	848	—	—	11	3 780	11	2 181	12	4 282	
63 Farmington -----	200	84 214	34 904	6 893	1 570	1	(D)	22	5 701	31	20 668	18	7 389	
64 Farmington Hills -----	1 240	1 137 182	432 988	95 470	13 118	12	(D)	89	21 322	230	463 944	64	21 103	
65 Ferndale -----	176	92 337	32 502	7 289	2 036	3	(D)	15	3 265	51	26 317	28	13 392	
66 Franklin -----	43	9 988	4 315	799	175	1	(D)	4	1 471	7	1 763	—	—	
67 Hazel Park -----	80	59 358	20 986	3 218	540	1	(D)	10	1 584	8	4 526	13	4 026	
68 Highland township -----	65	19 822	6 652	1 393	442	—	—	5	1 478	17	6 055	7	1 772	
69 Holly -----	56	15 382	3 922	907	255	2	(D)	5	704	7	1 417	10	2 063	
70 Huntington Woods -----	80	31 404	19 272	3 083	385	—	—	8	1 080	8	1 331	1	(D)	
71 Independence township -----	220	76 109	26 725	6 118	1 396	2	(D)	21	3 881	31	4 768	17	5 402	
72 Keego Harbor -----	31	6 718	2 830	441	130	—	—	6	1 482	6	896	2	(D)	
73 Lake Orion ▲	118	36 944	13 362	2 831	822	2	(D)	17	2 924	15	3 761	9	4 514	
74 Lathrup Village -----	107	49 219	22 187	4 500	1 087	—	—	8	1 423	21	12 297	—	—	
75 Madison Heights -----	381	364 410	165 076	38 978	6 401	10	9 734	34	15 940	89	86 035	43	17 417	
76 Milford -----	112	49 747	23 343	5 519	1 221	1	(D)	16	4 696	11	9 720	10	2 471	
77 Northville (part) (Oakland	25	4 397	1 148	223	55	1	(D)	3	(D)	8	1 675	—	—	
78 Novi -----	202	219 058	89 067	20 699	4 806	5	21 387	40	10 435	58	83 936	16	9 959	

Places With 2,500 Inhabitants or More: 1992 —Con.

appendix A. For information on geographic areas followed by ▲, see appendix F]

Selected kind-of-business or operation groups —Con.													
Miscellaneous repair services (SIC 76)		Amusement and recreation services, including motion pictures and museums (SIC 78, 79, 84)		Health services (SIC 80)		Legal services (SIC 81)		Selected educational services (SIC 823, 4, 9)		Social services (SIC 83)		Engineering, accounting, research, management, and related services (except noncommercial research organizations) (SIC 87 ex. 8733)	
Number	Receipts (\$1,000)	Number	Receipts (\$1,000)	Number	Receipts (\$1,000)	Number	Receipts (\$1,000)	Number	Receipts (\$1,000)	Number	Receipts (\$1,000)	Number	Receipts (\$1,000)
26	16 274	42	29 979	171	95 441	29	13 201	3	(D)	20	(D)	104	429 694
6	1 211	13	6 079	46	19 039	15	2 602	4	(D)	2	(D)	21	7 412
69	38 588	36	20 713	275	215 054	43	8 435	5	1 622	22	4 010	105	201 003
4	1 448	6	2 847	13	4 287	1	(D)	—	—	—	—	9	1 953
12	(D)	2	(D)	10	6 153	—	—	—	—	4	2 127	5	(D)
4	374	7	724	43	16 354	8	1 401	—	—	10	907	11	1 020
1	(D)	1	(D)	32	9 567	7	(D)	—	—	1	(D)	9	(D)
3	(D)	6	(D)	11	6 787	1	(D)	—	—	9	(D)	2	(D)
11	(D)	39	6 713	127	72 999	35	9 076	—	—	14	(D)	41	13 647
—	—	9	1 156	15	4 476	4	(D)	—	—	1	(D)	6	1 506
7	(D)	19	4 495	101	61 859	26	6 341	—	—	8	(D)	30	11 861
1	(D)	1	(D)	6	1 423	4	(D)	—	—	1	(D)	5	280
3	(D)	10	(D)	5	5 241	1	(D)	—	—	4	(D)	—	—
5	(D)	14	3 305	48	16 193	14	1 910	—	—	14	1 486	16	9 720
3	(D)	9	1 675	37	12 884	10	1 217	—	—	6	445	7	(D)
2	(D)	5	1 630	11	3 309	4	693	—	—	8	1 041	9	(D)
8	965	15	2 941	46	19 892	9	2 029	1	(D)	11	1 932	21	3 923
3	346	12	(D)	39	17 735	8	(D)	1	(D)	7	1 523	15	3 529
5	619	3	(D)	7	2 157	1	(D)	—	—	4	409	6	394
7	981	9	1 104	21	9 639	7	1 232	1	(D)	6	(D)	9	1 698
3	313	9	1 104	17	6 857	7	1 232	—	—	4	399	8	(D)
4	668	—	—	4	2 782	—	—	1	(D)	2	(D)	1	(D)
17	4 912	30	13 012	136	74 437	26	5 714	2	(D)	27	3 754	49	13 631
15	(D)	23	11 296	125	(D)	24	(D)	2	(D)	22	3 583	41	(D)
2	(D)	7	1 716	11	(D)	2	(D)	—	—	5	171	8	(D)
3	262	5	867	9	3 771	2	(D)	—	—	1	(D)	3	(D)
32	35 019	43	26 357	140	76 578	35	8 147	4	(D)	15	(D)	44	10 305
2	(D)	5	1 328	9	2 710	1	(D)	1	(D)	5	1 036	4	(D)
1	(D)	1	(D)	1	(D)	—	—	—	—	1	(D)	1	(D)
2	(D)	3	(D)	6	1 048	—	—	—	—	2	(D)	—	—
1	(D)	—	—	1	(D)	—	—	—	—	—	—	—	—
—	—	1	(D)	1	(D)	—	—	—	—	—	—	1	(D)
13	2 579	16	8 112	104	67 300	26	6 934	2	(D)	2	(D)	22	8 194
—	—	2	(D)	1	(D)	—	—	1	(D)	—	—	2	(D)
13	(D)	15	15 519	17	4 290	8	(D)	—	—	5	(D)	14	(D)
7	3 217	24	3 996	69	21 238	10	1 787	—	—	14	1 501	15	3 485
3	(D)	5	1 907	31	11 457	6	1 167	—	—	2	(D)	7	3 058
4	(D)	19	2 089	38	9 781	4	620	—	—	12	(D)	8	427
1	(D)	9	2 718	9	3 492	3	132	—	—	2	(D)	5	682
41	10 689	72	46 340	256	127 152	44	26 050	4	(D)	40	4 283	85	144 508
2	(D)	4	(D)	8	1 682	—	—	—	—	1	(D)	1	(D)
15	4 882	22	7 015	146	77 986	32	21 912	2	(D)	11	(D)	25	8 412
1	(D)	5	11 615	4	945	—	—	1	(D)	2	(D)	2	(D)
4	(D)	6	(D)	15	12 332	5	(D)	—	—	3	582	10	(D)
4	384	5	862	13	4 556	1	(D)	—	—	4	(D)	10	(D)
3	(D)	10	6 424	44	14 969	3	(D)	—	—	4	(D)	20	(D)
1	(D)	4	729	6	5 348	2	(D)	1	(D)	—	—	8	(D)
2	(D)	5	959	10	5 834	—	—	—	—	5	224	5	(D)
9	(D)	11	(D)	10	3 500	1	(D)	—	—	10	624	4	(D)
4	(D)	14	2 457	33	13 245	9	1 880	—	—	4	(D)	17	3 245
4	—	6	(D)	20	7 165	6	1 514	—	—	1	(D)	6	1 199
4	(D)	8	(D)	13	6 080	3	366	—	—	3	(D)	11	2 046
384	228 866	631	561 881	3 192	1 987 738	1 310	812 749	151	102 405	387	81 285	2 246	2 355 166
6	2 876	12	(D)	23	85 833	2	(D)	1	(D)	2	(D)	37	154 398
1	4 450	7	1 541	29	18 019	7	917	1	(D)	3	(D)	15	6 114
6	(D)	4	(D)	31	16 582	5	(D)	1	(D)	4	292	21	26 496
7	1 123	25	13 259	144	66 372	113	68 949	3	(D)	14	2 449	111	54 963
1	(D)	8	7 654	65	42 421	42	43 652	3	(D)	3	(D)	45	20 226
3	496	34	46 011	208	128 780	160	109 854	4	365	14	2 579	127	92 587
—	—	2	(D)	2	(D)	—	—	—	—	1	(D)	2	(D)
8	1 697	10	8 983	42	20 558	4	1 499	—	—	8	(D)	12	10 318
5	614	11	3 091	36	13 032	4	900	2	(D)	5	(D)	19	13 286
7	1 133	14	4 366	62	35 709	13	2 373	3	400	3	(D)	24	4 574
34	52 994	65	34 738	281	199 462	136	64 728	13	13 861	37	9 433	257	221 082
15	12 565	9	1 539	25	7 718	6	1 540	1	(D)	3	550	17	24 510
—	—	—	—	14	3 005	6	1 232	2	(D)	2	(D)	7	1 660
15	5 833	4	(D)	18	7 141	2	(D)	1	(D)	1	(D)	6	(D)
4	(D)	1	(D)	16	4 554	2	(D)	—	—	6	606	7	1 513
1	(D)	7	4 895	13	4 949	1	(D)	—	—	3	181	6	440
2	(D)	5	1 529	34	21 803	8	3 109	2	(D)	3	276	9	659
—	1 434	13	6 495	65	31 705	13	1 450	1	(D)	15	2 030	34	18 266
5	—	2	(D)	10	3 124	—	—	—	—	—	—	5	866
4	(D)	11	4 568	36	14 832	6	1 480	—	—	3	(D)	14	3 418
4	1 101	2	(D)	49	27 103	6	1 569	2	(D)	2	(D)	13	4 016
19	11 611	20	16 828	84	48 584	5	1 304	3	(D)	4	(D)	68	153 364
10	9 987	5	3 645	27	14 177	6	661	3	(D)	9	2 032	14	2 047
—	—	2	(D)	4	675	—	—	—	—	1	(D)	6	797
13	9 362	20	13 756	66	30 089	16	3 966	3	(D)	9	4 630	47	25 037

Table 4. Summary Statistics for Firms Subject to Federal Income Tax for Counties and for

[Includes only establishments with payroll. For meaning of abbreviations and symbols, see introductory text. For explanation of terms and comparability of 1987 and 1992 censuses, see

Geographic area	Establishments (number)	Receipts (\$1,000)	Annual payroll (\$1,000)	First-quarter payroll (\$1,000)	Paid employees for pay period including March 12 (number)	Selected kind-of-business or operation groups								
						Hotels, rooming houses, camps, and other lodging places (except membership lodging) (SIC 70 ex. 704)		Personal services (SIC 72)		Business services (SIC 73)		Automotive repair, services, and parking (SIC 75)		
						Number	Receipts (\$1,000)	Number	Receipts (\$1,000)	Number	Receipts (\$1,000)	Number	Receipts (\$1,000)	
Oakland County—Con.														
1 Oak Park	225	156 075	59 703	13 097	3 511	2	(D)	15	2 406	54	56 953	19	6 051	
2 Orion township balance ▲	25	24 048	13 978	3 783	600	4	—	4	1 827	5	(D)	3	707	
3 Oxford	74	20 257	6 610	1 167	306	—	—	8	1 194	7	(D)	11	2 763	
4 Pleasant Ridge	20	2 727	965	187	48	—	—	5	599	1	(D)	1	(D)	
5 Pontiac	425	282 072	148 192	30 653	4 375	1	(D)	43	11 593	61	93 067	79	31 144	
6 Rochester	294	142 033	69 874	14 412	2 708	3	(D)	39	10 464	43	43 464	17	8 611	
7 Rochester Hills	385	275 843	112 618	25 720	5 918	1	(D)	27	4 916	77	42 422	15	4 194	
8 Royal Oak	590	237 649	102 808	21 751	4 001	9	(D)	74	17 051	117	38 013	40	16 516	
9 Southfield	2 215	2 500 345	1 036 357	223 505	37 093	24	(D)	105	29 442	536	954 428	70	106 242	
10 South Lyon	63	11 852	3 586	839	287	1	(D)	15	1 534	5	1 860	7	1 777	
11 Troy	1 497	1 966 561	898 435	220 115	27 543	12	42 648	96	26 457	416	781 862	56	35 631	
12 Walled Lake	172	62 451	20 653	4 591	1 034	—	—	15	2 547	34	13 474	22	9 633	
13 Waterford township	471	156 340	67 829	14 398	3 041	4	(D)	70	11 812	59	35 700	76	21 832	
14 West Bloomfield township	515	236 582	106 401	21 632	3 856	6	3 687	45	8 747	93	35 288	12	4 984	
15 White Lake township	46	8 840	3 297	577	136	1	(D)	3	170	9	1 815	7	1 134	
16 Wixom	52	42 751	14 580	3 414	705	—	—	3	(D)	16	14 481	3	1 140	
17 Wolverine Lake ▲	1	(D)	(D)	(D)	AA	—	—	—	—	1	(D)	—	—	
18 Balance of county	523	(D)	(D)	(D)	II	6	(D)	35	(D)	85	(D)	31	7 267	
19 Oceana County	99	17 312	5 081	955	439	14	3 299	13	1 409	6	(D)	11	1 428	
20 Ogemaw County	107	29 961	10 978	2 310	644	7	2 261	17	2 343	9	3 484	11	2 062	
21 Ontonagon County	49	9 742	3 087	778	249	9	1 665	4	715	2	(D)	5	1 211	
22 Osceola County	82	15 342	3 979	857	231	2	(D)	9	896	10	1 601	12	3 246	
23 Oscoda County	34	5 390	1 366	307	130	2	(D)	6	887	2	(D)	4	1 008	
24 Otsego County	180	79 646	27 766	6 132	1 536	19	19 268	18	2 706	14	4 238	23	9 431	
25 Gaylord	133	53 930	19 363	4 082	906	13	6 929	14	2 018	10	(D)	18	6 015	
26 Balance of county	47	25 716	8 403	2 050	630	6	12 339	4	688	4	(D)	5	3 416	
27 Ottawa County	1 131	470 992	197 654	42 650	11 615	25	15 523	123	30 303	188	109 053	141	44 463	
28 Coopersville	22	4 776	1 672	385	127	—	—	1	(D)	6	795	4	541	
29 Ferrysburg	1	(D)	(D)	(D)	CC	—	—	—	(D)	—	—	—	—	
30 Georgetown township	104	30 908	10 053	2 217	718	—	—	12	1 907	21	2 834	14	4 656	
31 Grand Haven	210	96 350	46 045	10 319	2 564	10	2 964	17	3 420	38	26 507	19	5 865	
32 Holland (part) (Ottawa County) ▲	346	181 274	78 289	16 394	4 536	10	9 323	35	(D)	57	45 194	41	13 514	
33 Holland township (Ottawa County)	32	15 386	5 445	1 129	282	1	(D)	8	1 789	6	1 913	2	(D)	
34 Hudsonville	34	12 626	4 485	859	199	—	—	4	725	3	(D)	6	2 493	
35 Park township	68	27 037	10 926	2 445	582	2	(D)	10	1 591	12	11 248	12	4 892	
36 Spring Lake	54	14 736	4 929	1 154	280	1	(D)	10	2 001	3	(D)	7	3 085	
37 Zeeland	53	25 743	14 386	3 171	808	—	—	6	1 451	6	10 397	4	652	
38 Balance of county	207	(D)	(D)	(D)	GG	1	(D)	19	(D)	36	9 320	32	(D)	
39 Presque Isle County	70	10 773	3 366	715	292	9	785	7	890	5	(D)	10	1 645	
40 Rogers City	38	5 496	1 618	345	141	4	492	4	612	1	(D)	6	1 080	
41 Balance of county	32	5 277	1 748	370	151	5	293	3	278	4	(D)	4	565	
42 Roscommon County	128	25 047	7 547	1 500	541	10	2 540	17	1 365	6	656	21	5 192	
43 Saginaw County	1 316	602 093	259 539	52 761	11 917	29	(D)	171	34 938	161	97 659	157	51 551	
44 Bridgeport charter township	21	9 455	2 129	498	174	1	(D)	5	1 064	4	722	3	(D)	
45 Buena Vista charter township	29	21 538	6 022	1 338	325	4	4 365	5	(D)	4	4 586	8	3 507	
46 Chesaning	41	9 257	3 503	836	291	1	(D)	8	926	—	—	6	1 263	
47 Frankenmuth	50	30 184	10 399	1 975	707	4	10 200	6	1 110	3	(D)	5	2 438	
48 Saginaw	646	334 728	148 370	30 316	5 951	9	3 435	91	18 776	73	54 030	75	24 796	
49 Saginaw charter township	268	104 621	49 031	9 672	2 327	1	(D)	31	5 991	37	23 511	14	4 899	
50 Thomas township	39	6 973	2 268	461	163	—	—	6	665	3	(D)	10	2 875	
51 Balance of county	222	85 337	37 817	7 665	1 979	9	(D)	19	(D)	37	(D)	36	(D)	
52 St. Clair County	796	259 018	104 481	21 720	5 132	21	19 746	111	16 283	90	25 797	86	21 719	
53 Algonac	29	4 741	1 537	331	162	1	(D)	9	984	1	(D)	2	(D)	
54 Marine City	45	7 280	2 862	631	192	1	(D)	10	967	3	(D)	7	1 095	
55 Marysville	60	19 768	6 549	1 405	424	3	331	9	735	10	3 972	8	1 852	
56 Port Huron	359	143 858	62 805	12 932	2 576	7	11 159	45	8 389	42	14 450	34	11 461	
57 St. Clair	54	21 850	8 106	1 530	412	3	(D)	7	1 514	2	(D)	3	977	
58 Balance of county	249	61 521	22 622	4 891	1 366	6	(D)	31	3 694	32	(D)	32	(D)	
59 St. Joseph County	307	94 845	32 786	7 316	1 951	15	4 410	44	4 960	38	13 676	48	20 617	
60 Sturgis	124	39 216	14 609	2 976	716	6	2 155	20	2 334	22	10 332	17	6 777	
61 Three Rivers	96	33 582	10 892	2 547	702	2	(D)	11	1 231	10	2 695	16	5 926	
62 Balance of county	87	22 047	7 285	1 793	533	7	(D)	13	1 395	6	649	15	7 914	
63 Sanilac County	157	38 000	10 779	2 295	732	6	1 618	20	3 109	11	4 480	18	3 651	
64 Schoolcraft County	56	11 620	3 973	800	285	16	3 376	7	1 077	1	(D)	12	1 300	
65 Manistique	35	8 479	2 785	555	218	10	3 072	7	1 077	—	—	3	455	
66 Balance of county	21	3 141	1 188	245	67	6	304	—	—	1	(D)	9	845	
67 Shiawassee County	350	101 530	38 998	8 145	1 953	5	456	40	5 094	44	15 942	36	9 210	
68 Corunna	16	3 584	1 004	223	68	—	—	3	(D)	2	(D)	2	(D)	
69 Durand	32	14 242	5 004	1 197	338	—	—	6	637	2	(D)	1	(D)	
70 Owosso	184	56 804	22 083	4 392	1 124	—	—	17	2 214	23	8 946	21	5 868	
71 Balance of county	118	26 900	10 607	2 333	423	5	456	14	(D)	17	(D)	12	(D)	
72 Tuscola County	203	42 419	14 336	3 235	1 050	2	(D)	33	3 366	10	1 433	36	6 428	
73 Caro	51	12 074	4 170	883	238	2	(D)	10	1 304	3	554	9	1 775	
74 Vassar	27	5 290	1 843	355	108	—	—	4	329	—	—	7	1 083	
75 Balance of county	125	25 055	8 623	1 997	704	—	—	19	1 733	7	879	20	3 570	
76 Van Buren County	305	90 781	30 753	7 402	1 937	14	(D)	42	6 116	36	10 467	34	7 472	
77 Paw Paw	61	12 577	4 870	1 068	292	1	(D)	8	1 609	5	210	8	1 932	
78 South Haven (part) ▲	85	(D)	(D)	(D)	EE	6	1 675	11	1 484	10	839	8	(D)	
79 Balance of county	159	(D)	(D)	(D)	GG	7	(D)	23	3 023	21	9 418	18	(D)	

Places With 2,500 Inhabitants or More: 1992 —Con.

appendix A. For information on geographic areas followed by ▲, see appendix F]

Selected kind-of-business or operation groups —Con.														
Miscellaneous repair services (SIC 76)		Amusement and recreation services, including motion pictures and museums (SIC 78, 79, 84)		Health services (SIC 80)		Legal services (SIC 81)		Selected educational services (SIC 823, 4, 9)		Social services (SIC 83)		Engineering, accounting, research, management, and related services (except noncommercial research organizations) (SIC 87 ex. 8733)		
Number	Receipts (\$1,000)	Number	Receipts (\$1,000)	Number	Receipts (\$1,000)	Number	Receipts (\$1,000)	Number	Receipts (\$1,000)	Number	Receipts (\$1,000)	Number	Receipts (\$1,000)	
11	5 394	17	22 090	64	36 533	2	(D)	10	3 699	6	1 145	24	20 607	1
3	(D)	2	(D)	4	(D)	1	(D)	1	(D)	1	(D)	2	(D)	2
3	1 605	6	2 336	11	2 935	6	925	2	(D)	5	393	12	3 494	3
1	(D)	1	(D)	5	1 046	2	(D)	—	(D)	1	(D)	3	219	4
12	4 895	21	39 560	145	85 775	19	6 958	3	(D)	15	2 708	24	5 357	5
8	3 245	11	2 163	103	52 375	21	7 985	5	2 050	7	702	32	8 456	6
6	2 885	21	16 225	119	64 171	7	1 184	4	1 181	11	773	89	135 500	7
28	11 398	34	14 652	151	75 319	31	12 490	3	(D)	20	2 770	76	43 289	8
27	15 043	66	67 409	554	430 891	349	294 236	41	35 750	49	15 872	381	480 020	9
2	(D)	4	1 705	14	3 549	4	437	—	(D)	3	(D)	7	459	10
41	25 359	45	48 626	244	189 112	167	126 331	15	24 149	38	12 874	352	641 890	11
13	6 340	18	7 195	38	12 072	6	(D)	1	(D)	7	1 189	17	8 633	12
30	7 225	25	7 093	109	50 974	27	4 859	6	4 485	14	1 677	48	9 476	13
6	730	33	18 121	154	80 719	17	5 399	8	2 150	27	2 368	110	72 938	14
3	492	2	(D)	7	1 845	—	(D)	—	(D)	5	661	7	1 107	15
7	15 258	3	(D)	7	4 671	—	(D)	—	(D)	1	(D)	12	2 885	16
13	3 342	29	(D)	79	46 383	88	30 547	3	258	22	5 859	127	67 205	17
3	726	13	2 197	20	4 427	5	910	—	(D)	9	781	4	702	19
—	(D)	11	2 036	30	13 576	9	1 202	—	(D)	4	(D)	7	2 395	20
3	1 404	6	447	8	3 133	3	(D)	—	(D)	4	345	5	255	21
11	2 054	4	(D)	12	3 848	5	651	—	(D)	6	1 035	11	668	22
1	(D)	5	529	9	(D)	1	(D)	—	(D)	2	(D)	2	(D)	23
11	5 316	13	5 146	38	18 940	15	6 844	—	(D)	13	(D)	15	5 907	24
7	(D)	6	3 559	32	16 674	15	6 844	—	(D)	7	962	11	4 925	25
4	(D)	7	1 587	6	2 266	—	(D)	—	(D)	6	(D)	4	980	26
70	28 816	78	26 762	268	130 050	46	14 710	2	(D)	40	10 608	145	57 085	27
1	(D)	2	(D)	4	936	1	(D)	—	(D)	2	(D)	1	(D)	28
—	(D)	—	(D)	—	(D)	—	(D)	—	(D)	—	(D)	—	(D)	29
5	1 523	6	1 887	29	13 115	4	(D)	—	(D)	2	(D)	11	2 346	30
9	2 081	8	1 638	53	34 528	17	5 534	—	(D)	5	(D)	32	12 118	31
20	(D)	24	10 594	83	46 393	17	7 123	—	(D)	11	(D)	46	21 465	32
2	(D)	3	(D)	4	1 001	1	(D)	—	(D)	1	(D)	4	(D)	33
2	(D)	2	(D)	10	2 663	1	(D)	—	(D)	—	(D)	6	2 553	34
4	846	6	1 303	16	6 297	—	(D)	—	(D)	3	(D)	3	(D)	35
2	(D)	6	1 253	10	3 742	2	(D)	—	(D)	1	(D)	12	2 597	36
2	(D)	3	(D)	20	6 355	3	566	1	(D)	—	(D)	8	5 504	37
23	9 388	18	9 323	39	15 020	—	(D)	1	(D)	15	1 770	22	2 744	38
1	(D)	6	807	12	2 679	6	576	—	(D)	8	701	6	776	39
—	(D)	4	(D)	7	1 783	6	576	—	(D)	4	253	2	(D)	40
1	(D)	2	(D)	5	896	—	(D)	—	(D)	4	448	4	(D)	41
5	855	23	2 606	24	9 547	9	916	—	(D)	4	234	9	1 136	42
52	14 382	80	29 777	374	219 391	115	50 534	11	(D)	46	8 719	117	60 738	43
—	(D)	2	(D)	2	(D)	2	(D)	—	(D)	1	(D)	1	(D)	44
1	(D)	3	733	2	(D)	—	(D)	—	(D)	—	(D)	2	(D)	45
—	(D)	5	649	12	4 866	4	400	—	(D)	3	(D)	3	(D)	46
2	(D)	6	1 322	11	8 630	4	509	1	(D)	3	(D)	5	1 664	47
15	(D)	30	17 454	199	130 582	83	35 513	2	(D)	16	3 689	52	42 668	48
13	5 125	11	2 067	98	41 876	18	11 476	5	(D)	8	459	30	4 854	49
3	380	7	1 573	3	770	—	(D)	1	(D)	—	(D)	6	439	50
18	(D)	16	(D)	47	31 519	4	(D)	2	(D)	16	(D)	18	(D)	51
46	15 955	59	18 366	216	95 674	47	15 461	1	(D)	36	(D)	79	23 827	52
1	(D)	4	737	5	1 257	2	(D)	—	(D)	2	(D)	2	(D)	53
1	(D)	1	(D)	10	2 405	4	402	—	(D)	1	(D)	7	984	54
4	(D)	4	1 466	12	3 008	1	(D)	—	(D)	—	(D)	9	1 906	55
14	3 465	20	5 858	123	60 704	35	13 192	—	(D)	10	814	29	14 366	56
4	657	4	1 158	23	8 046	3	619	—	(D)	2	(D)	3	(D)	57
22	(D)	26	(D)	43	20 254	2	(D)	1	(D)	21	(D)	29	(D)	58
12	8 395	24	4 549	81	27 284	16	4 799	—	(D)	9	1 253	20	4 902	59
5	(D)	8	(D)	31	9 976	5	3 190	—	(D)	1	(D)	9	2 217	60
3	(D)	7	1 808	32	10 838	7	1 169	—	(D)	2	(D)	6	1 037	61
4	(D)	9	(D)	18	6 470	4	440	—	(D)	6	1 094	5	1 648	62
8	2 351	15	4 087	48	13 706	11	2 365	—	(D)	7	729	13	1 904	63
1	(D)	3	(D)	9	4 442	1	(D)	—	(D)	1	(D)	5	525	64
—	(D)	2	(D)	8	(D)	1	(D)	—	(D)	—	(D)	3	(D)	65
1	(D)	1	(D)	1	(D)	—	(D)	—	(D)	—	(D)	2	(D)	66
15	7 669	31	7 200	104	41 153	24	3 612	1	(D)	14	1 804	34	7 906	67
—	(D)	1	(D)	3	923	2	(D)	—	(D)	1	(D)	2	(D)	68
2	(D)	5	931	11	7 912	2	(D)	—	(D)	2	(D)	1	(D)	69
6	(D)	8	2 900	69	24 400	19	2 907	—	(D)	4	401	16	2 573	70
7	(D)	17	(D)	21	7 918	1	(D)	1	(D)	7	(D)	15	5 102	71
7	836	28	4 714	54	20 441	9	1 868	1	(D)	11	851	12	2 000	72
—	(D)	3	(D)	13	4 231	6	1 538	—	(D)	1	(D)	4	1 344	73
2	(D)	5	977	7	2 317	1	(D)	—	(D)	—	(D)	1	(D)	74
5	(D)	20	(D)	34	13 893	2	(D)	1	(D)	10	(D)	7	(D)	75
11	2 313	36	7 179	62	18 365	19	3 180	—	(D)	19	2 105	31	(D)	76
—	(D)	7	1 310	12	4 260	11	1 882	—	(D)	3	(D)	6	975	77
4	(D)	9	1 489	23	6 536	3	540	—	(D)	1	(D)	10	921	78
7	(D)	20	4 380	27	7 569	5	758	—	(D)	15	(D)	15	(D)	79

Table 4. Summary Statistics for Firms Subject to Federal Income Tax for Counties and for

[Includes only establishments with payroll. For meaning of abbreviations and symbols, see introductory text. For explanation of terms and comparability of 1987 and 1992 censuses, see

	Geographic area	Establishments (number)	Receipts (\$1,000)	Annual payroll (\$1,000)	First-quarter payroll (\$1,000)	Paid employees for pay period including March 12 (number)	Selected kind-of-business or operation groups							
							Hotels, rooming houses, camps, and other lodging places (except membership lodging) (SIC 70 ex. 704)		Personal services (SIC 72)		Business services (SIC 73)		Automotive repair, services, and parking (SIC 75)	
							Number	Receipts (\$1,000)	Number	Receipts (\$1,000)	Number	Receipts (\$1,000)	Number	Receipts (\$1,000)
1	Washtenaw County -----	2 536	1 623 120	685 826	149 570	24 714	34	(D)	223	47 092	492	465 341	174	58 149
2	Ann Arbor -----	1 364	1 035 395	424 414	93 508	15 131	24	38 001	113	27 949	299	306 337	60	23 359
3	Chelsea -----	62	16 363	6 577	1 267	312	--	--	12	1 657	2	(D)	1	(D)
4	Milan (part) ▲ -----	19	(D)	(D)	(D)	BB	--	--	3	(D)	1	(D)	3	(D)
5	Pittsfield township -----	30	15 100	6 261	1 249	397	1	(D)	2	(D)	5	1 155	2	(D)
6	Saline -----	70	15 383	4 698	1 024	253	--	--	6	1 102	10	1 186	9	1 970
7	Scio township -----	147	75 671	24 100	5 613	879	1	(D)	10	1 341	32	39 561	18	6 580
8	Ypsilanti -----	349	235 890	123 177	25 512	3 954	4	(D)	23	4 892	44	68 747	33	9 716
9	Ypsilanti township -----	150	68 782	34 532	7 068	1 105	1	(D)	20	2 977	31	9 776	21	6 738
10	Balance of county -----	345	(D)	(D)	(D)	HH	3	(D)	34	(D)	68	38 188	27	(D)
11	Wayne County -----	10 097	7 271 882	2 761 179	617 963	117 735	171	230 113	1 162	378 323	1 500	1 565 559	1 364	673 322
12	Allen Park -----	262	126 183	48 385	10 615	2 357	4	(D)	43	5 989	29	43 603	34	10 773
13	Belleville -----	102	34 447	12 366	3 183	859	2	(D)	13	2 982	13	3 186	16	3 987
14	Brownstown township -----	31	8 981	3 181	648	212	--	--	2	(D)	7	3 082	6	926
15	Canton township -----	247	87 266	32 092	7 361	1 810	8	3 336	29	4 480	47	12 369	25	5 843
16	Dearborn -----	919	696 588	293 697	64 206	11 731	14	68 498	116	24 238	123	146 783	90	43 696
17	Dearborn Heights -----	309	110 179	41 556	8 964	2 029	3	(D)	49	5 873	37	17 853	43	12 830
18	Detroit -----	3 189	2 885 071	1 176 003	271 604	44 181	54	66 051	306	187 890	460	586 604	541	181 138
19	Ecorse -----	26	5 490	1 618	399	97	--	--	4	522	3	(D)	10	2 390
20	Flat Rock -----	45	17 390	6 723	1 442	238	1	(D)	8	1 095	6	335	9	2 166
21	Garden City -----	165	68 078	28 124	6 467	1 052	--	--	26	5 523	16	3 673	26	7 014
22	Gibraltar -----	13	2 010	757	134	53	--	--	1	(D)	4	466	1	(D)
23	Grosse Pointe -----	97	28 001	11 432	2 417	430	--	--	11	4 095	17	2 387	6	481
24	Grosse Pointe Farms -----	100	27 097	10 095	2 207	394	1	(D)	8	2 300	19	5 172	2	(D)
25	Grosse Pointe Park -----	68	19 802	8 468	1 958	462	--	--	5	927	18	6 368	5	1 176
26	Grosse Pointe Shores (part) ▲ -----	15	7 724	3 158	625	146	--	--	--	--	--	--	--	--
27	Grosse Pointe Woods -----	188	64 724	25 881	5 611	1 084	2	(D)	29	8 265	26	7 663	8	2 276
28	Hamtramck -----	72	17 626	6 098	1 423	311	1	(D)	12	2 134	7	2 979	8	1 518
29	Harper Woods -----	89	40 602	16 347	3 469	717	1	(D)	7	1 843	9	1 929	3	1 106
30	Highland Park -----	74	79 998	23 587	5 617	1 299	3	551	12	1 862	6	(D)	7	6 541
31	Huron township -----	21	5 517	1 853	484	113	--	--	3	(D)	--	--	4	1 479
32	Inkster -----	68	15 239	5 005	1 181	334	6	1 564	7	941	6	1 070	17	5 484
33	Lincoln Park -----	215	100 133	42 660	9 079	1 921	2	(D)	39	6 561	26	11 430	49	16 958
34	Livonia -----	1 219	1 408 803	456 608	96 053	19 646	11	20 065	137	47 229	260	412 681	68	74 339
35	Melvindale -----	52	47 024	11 522	2 606	919	3	287	4	627	9	15 194	15	3 512
36	Northville (part) (Wayne County) ▲ -----	115	62 973	18 415	3 866	816	1	(D)	13	(D)	16	2 367	9	4 531
37	Northville township (Wayne County) -----	21	3 645	831	185	69	2	(D)	--	--	5	410	1	(D)
38	Plymouth (Wayne County) -----	316	173 771	65 932	15 282	3 126	3	8 138	27	5 744	60	48 030	27	12 224
39	Plymouth township (Wayne County) -----	12	6 252	2 235	532	91	--	--	--	--	4	(D)	--	--
40	Redford township -----	308	140 241	53 551	11 819	2 504	11	2 660	26	5 464	52	48 551	64	23 948
41	River Rouge -----	26	5 402	1 763	425	99	--	--	3	458	2	(D)	4	257
42	Riverview -----	80	41 374	16 862	4 000	1 025	1	(D)	14	2 006	6	2 865	10	2 276
43	Rockwood -----	17	2 799	964	172	62	--	--	3	912	3	(D)	3	343
44	Romulus -----	140	240 208	60 831	14 588	3 701	18	35 245	9	1 146	22	21 908	40	144 057
45	Southgate -----	190	100 503	44 489	10 114	2 332	4	5 484	29	5 440	23	24 293	24	8 603
46	Sumpster township -----	--	--	--	--	--	--	--	--	--	--	--	--	--
47	Taylor -----	316	165 501	61 780	13 949	3 548	6	4 194	41	9 203	51	21 770	42	25 032
48	Trenton -----	180	69 613	29 778	6 171	1 121	1	(D)	20	3 995	17	4 690	9	1 737
49	Van Buren township -----	31	13 080	5 353	1 150	188	--	--	3	(D)	6	2 463	5	1 748
50	Wayne -----	118	65 248	18 871	4 041	1 017	3	(D)	16	2 566	14	6 879	28	27 049
51	Westland -----	347	171 790	64 931	13 322	3 211	--	--	54	15 526	39	24 671	58	22 273
52	Woodhaven -----	67	26 036	9 602	1 981	490	3	(D)	6	1 007	3	257	13	3 295
53	Wyandotte -----	177	60 997	27 843	6 529	1 315	2	(D)	23	5 878	18	10 130	31	7 710
54	Balance of county -----	50	18 476	9 932	2 084	625	--	--	4	352	11	7 486	3	(D)
55	Wexford County -----	197	78 045	31 310	6 854	1 872	10	8 004	29	4 533	22	15 863	27	9 627
56	Cadillac -----	163	66 889	27 992	6 075	1 581	6	(D)	24	4 135	19	(D)	21	8 621
57	Balance of county -----	34	11 156	3 318	779	291	4	(D)	5	398	3	(D)	6	1 006

Places With 2,500 Inhabitants or More: 1992 -Con.

appendix A. For information on geographic areas followed by ▲, see appendix F]

Selected kind-of-business or operation groups -Con.														
Miscellaneous repair services (SIC 76)		Amusement and recreation services, including motion pictures and museums (SIC 78, 79, 84)		Health services (SIC 80)		Legal services (SIC 81)		Selected educational services (SIC 823, 4, 9)		Social services (SIC 83)		Engineering, accounting, research, management, and related services (except noncommercial research organizations) (SIC 87 ex. 8733)		
Number	Receipts (\$1,000)	Number	Receipts (\$1,000)	Number	Receipts (\$1,000)	Number	Receipts (\$1,000)	Number	Receipts (\$1,000)	Number	Receipts (\$1,000)	Number	Receipts (\$1,000)	
71	20 373	139	80 198	619	352 011	164	71 030	31	7 553	119	21 142	431	430 241	1
27	8 998	64	32 980	297	146 020	97	53 717	18	4 307	57	11 804	283	372 693	2
2	(D)	5	2 160	23	9 209	4	597	1	(D)	4	218	7	478	3
1	(D)	-	-	9	(D)	1	(D)	-	-	1	(D)	-	-	4
-	-	2	(D)	11	6 861	1	(D)	-	-	2	(D)	4	3 012	5
-	-	4	1 074	25	6 257	6	(D)	1	(D)	1	(D)	8	2 721	6
4	1 953	10	5 819	25	9 450	2	(D)	2	(D)	8	627	29	4 569	7
16	3 111	15	10 479	129	102 493	32	8 871	7	(D)	16	2 947	28	10 331	8
2	(D)	7	2 457	40	37 710	5	907	-	-	13	3 120	8	3 833	9
19	(D)	32	(D)	60	(D)	16	5 606	2	(D)	17	(D)	64	32 604	10
472	282 488	480	597 250	2 687	1 580 737	734	719 543	102	57 078	369	90 191	982	1 075 324	11
8	2 245	16	7 011	86	41 848	15	2 235	1	(D)	6	(D)	20	6 467	12
9	5 247	6	1 715	20	11 804	5	(D)	-	-	7	1 216	11	2 312	13
2	(D)	2	(D)	5	1 902	-	-	-	-	4	1 098	2	(D)	14
5	1 859	20	7 106	68	24 955	3	(D)	4	177	13	3 445	23	21 292	15
29	11 595	49	38 289	306	183 638	47	10 423	11	20 594	21	3 386	108	144 349	16
21	13 806	19	9 345	90	41 973	8	2 830	1	(D)	3	(D)	30	3 946	17
142	73 203	116	109 789	725	526 767	382	638 792	34	15 388	172	43 649	239	449 784	18
1	(D)	-	-	5	602	1	(D)	-	-	1	(D)	1	(D)	19
1	(D)	4	(D)	6	827	5	1 390	-	-	1	(D)	3	(D)	20
5	(D)	9	1 781	73	44 262	2	(D)	1	(D)	4	786	2	(D)	21
1	(D)	-	-	3	(D)	-	-	-	-	1	(D)	2	(D)	22
1	(D)	2	(D)	42	16 996	5	1 131	-	-	2	(D)	10	1 673	23
4	731	2	(D)	28	10 340	14	2 746	-	-	1	(D)	16	3 577	24
1	(D)	1	(D)	8	6 070	10	2 143	1	(D)	3	(D)	14	1 959	25
-	-	3	(D)	4	259	-	-	1	(D)	-	-	6	(D)	26
1	(D)	5	1 423	71	30 650	21	4 472	1	(D)	1	(D)	23	9 071	27
-	-	3	786	28	6 298	5	707	2	(D)	2	(D)	3	1 168	28
7	880	8	6 487	34	19 447	6	(D)	-	-	3	(D)	11	4 287	29
4	(D)	4	1 261	24	13 511	1	(D)	1	(D)	12	3 723	-	(D)	30
4	1 165	-	-	4	(D)	1	(D)	-	-	1	(D)	4	(D)	31
2	(D)	2	(D)	15	2 554	4	965	1	(D)	4	278	4	1 121	32
9	2 669	9	8 025	49	35 286	9	1 458	2	(D)	5	(D)	15	15 185	33
54	77 291	55	314 748	343	196 193	65	21 926	17	8 847	26	8 330	171	224 245	34
8	6 861	1	(D)	3	(D)	1	(D)	1	(D)	2	(D)	4	(D)	35
4	923	10	(D)	27	11 518	7	2 096	2	(D)	3	(D)	22	11 476	36
-	-	2	(D)	3	469	-	-	-	-	1	(D)	6	380	37
12	8 919	14	2 725	63	39 432	25	5 364	4	(D)	11	(D)	67	35 343	38
-	-	3	1 229	3	(D)	-	-	-	-	-	-	2	(D)	39
27	6 246	13	5 737	56	25 374	8	523	5	1 670	6	619	36	19 106	40
4	1 381	2	(D)	8	1 373	2	(D)	-	-	-	-	1	(D)	41
3	(D)	4	548	28	24 466	5	735	2	(D)	-	-	7	5 428	42
-	-	2	(D)	3	(D)	-	-	-	-	1	(D)	2	(D)	43
16	17 082	2	(D)	10	8 742	3	923	2	(D)	7	3 259	10	6 772	44
9	3 014	7	2 011	65	36 171	10	2 108	2	(D)	6	(D)	11	11 442	45
-	-	-	-	-	-	-	-	-	-	-	-	-	-	46
22	16 246	24	11 875	79	49 845	16	2 272	2	(D)	9	2 678	23	20 366	47
6	5 301	7	2 763	87	41 106	13	3 310	-	-	2	(D)	16	5 772	48
3	(D)	5	1 505	4	1 061	-	-	-	-	3	(D)	2	(D)	49
8	2 935	5	1 077	24	16 285	3	844	1	(D)	5	1 737	10	4 987	50
23	8 608	23	14 337	111	68 642	11	2 242	3	(D)	9	3 707	14	10 406	51
2	(D)	6	3 440	18	11 718	6	861	-	-	2	(D)	7	2 058	52
12	3 215	11	3 083	47	21 671	15	2 335	-	-	4	(D)	14	6 295	53
2	(D)	4	(D)	11	2 832	-	-	-	-	5	(D)	10	2 231	54
4	(D)	17	4 981	50	21 703	12	3 061	1	(D)	11	1 147	14	8 196	55
4	(D)	9	2 274	45	21 020	12	3 061	1	(D)	10	(D)	12	(D)	56
-	-	8	2 707	5	683	-	-	-	-	1	(D)	2	(D)	57

Table 5. Summary Statistics for Firms Subject to Federal Income Tax for Places With 350 Establishments or More: 1992

[Includes only establishments with payroll. For meaning of abbreviations and symbols, see introductory text. For explanation of terms and comparability of 1987 and 1992 censuses, see appendix A. For information on geographic areas followed by ▲, see appendix F]

SIC code	Geographic area and kind of business or operation	Establishments (number)	Receipts (\$1,000)	Annual payroll (\$1,000)	First-quarter payroll (\$1,000)	Paid employees for pay period including March 12 (number)
ANN ARBOR						
	Total	1 364	1 035 395	424 414	93 508	15 131
70 ex. 704	Hotels, rooming houses, camps, and other lodging places (except membership lodging)	24	38 001	11 473	2 446	945
7011	Hotels and motels	23	(D)	(D)	(D)	FF
7011 pt.	Hotels	15	(D)	(D)	(D)	FF
7011 pt.	Motels, motor hotels, and tourist courts	8	(D)	(D)	(D)	CC
702, 3	Other lodging places	1	(D)	(D)	(D)	AA
72	Personal services	113	27 949	9 469	2 174	854
721	Laundry, cleaning, and garment services	34	10 788	3 335	764	258
7211	Power laundries, family and commercial*	1	(D)	(D)	(D)	AA
7213	Linen supply*	—	—	—	—	—
7215	Coin-operated laundries and drycleaning	5	1 077	309	75	25
7216	Drycleaning plants, except rug cleaning*	16	4 383	1 549	382	153
7217	Carpet and upholstery cleaning	3	673	211	44	35
7218	Industrial laundriers*	1	(D)	(D)	(D)	AA
7212, 9	Other laundry, cleaning, and garment services*	8	(D)	(D)	(D)	BB
722	Photographic studios, portrait	10	(D)	(D)	(D)	BB
723, 4	Beauty and barber shops	47	7 861	3 258	750	273
723	Beauty shops	47	7 861	3 258	750	273
724	Barber shops	—	—	—	—	—
725	Shoe repair shops and shoeshine parlors	3	(D)	(D)	(D)	AA
726	Funeral service and crematories	1	(D)	(D)	(D)	AA
729	Miscellaneous personal services	18	(D)	(D)	(D)	CC
73	Business services	299	306 337	132 360	30 588	5 831
731	Advertising	17	7 496	3 622	776	116
732	Consumer credit reporting agencies, mercantile reporting agencies, and adjustment and collection agencies	6	(D)	(D)	(D)	BB
733	Mailing, reproduction, commercial art and photography, and stenographic services	35	17 349	4 253	1 129	232
734	Services to dwellings and other buildings	34	21 760	12 733	2 852	1 011
735	Miscellaneous equipment rental and leasing	5	2 870	708	152	36
736	Personnel supply services	34	33 051	23 164	5 235	1 726
737	Computer programming, data processing, and other computer related services	115	198 754	78 232	18 394	2 099
7371, 2, 3	Computer programming, prepackaged software, and integrated systems	89	125 588	56 827	13 048	1 275
7374, 5, 6	Data processing services	13	(D)	(D)	(D)	FF
7377, 8, 9	Computer rental and leasing, maintenance, and related services, n.e.c.	13	(D)	(D)	(D)	BB
738	Miscellaneous business services	53	(D)	(D)	(D)	FF
75	Automotive repair, services, and parking	60	23 359	6 714	1 536	323
751	Automotive rental and leasing, without drivers	7	2 123	412	87	15
752	Automobile parking	—	—	—	—	—
753	Automotive repair shops	38	16 887	5 074	1 146	221
7532	Top, body, and upholstery repair shops and paint shops	8	2 935	1 031	265	39
7538	General automotive repair shops	19	7 678	2 136	530	115
7533, 4, 6, 7, 9	Other automotive repair shops	11	6 274	1 907	351	67
754	Automotive services, except repair	15	4 349	1 228	303	87
76	Miscellaneous repair services	27	8 998	2 957	638	130
762	Electrical repair shops	5	2 163	855	206	37
7622	Radio and television repair shops	3	(D)	(D)	(D)	AA
7623, 9	Other electrical and electronic repair shops	2	(D)	(D)	(D)	AA
763	Watch, clock, and jewelry repair	1	(D)	(D)	(D)	AA
764	Reupholstery and furniture repair	3	(D)	(D)	(D)	AA
769	Miscellaneous repair and related services	18	6 350	1 920	391	82
78, 79, 84	Amusement and recreation services, including motion pictures and museums	64	32 980	7 087	1 563	681
781, 2	Motion picture production, distribution, and services	16	6 151	1 664	359	48
783	Motion picture theaters	4	(D)	(D)	(D)	CC
784	Video tape rental	9	(D)	(D)	(D)	EE
792	Theatrical producers (except motion picture), bands, orchestras, and entertainers	8	2 368	594	154	38
793	Bowling centers	1	(D)	(D)	(D)	BB
79 ex. 792, 3, 84	Commercial sports and other amusement and recreation services, including museums	26	6 681	1 412	306	146
80	Health services	297	146 020	68 892	14 430	1 838
801	Offices and clinics of doctors of medicine	117	66 393	34 982	6 128	535
802	Offices and clinics of dentists	96	26 944	10 499	2 329	493
803	Offices and clinics of doctors of osteopathy	4	2 374	866	189	53
804	Offices and clinics of other health practitioners	48	10 989	4 509	1 037	170
805	Nursing and personal care facilities	3	(D)	(D)	(D)	BB
806	Hospitals	—	—	—	—	—
807, 8, 9	Other health services	29	(D)	(D)	(D)	FF
81	Legal services	97	53 717	22 964	4 306	591
823, 4, 9	Selected educational services	18	4 307	1 460	291	73

MI-32 MICHIGAN

SERVICE INDUSTRIES—GEOGRAPHIC AREA SERIES

Table 5. Summary Statistics for Firms Subject to Federal Income Tax for Places With 350 Establishments or More: 1992 — Con.

[Includes only establishments with payroll. For meaning of abbreviations and symbols, see introductory text. For explanation of terms and comparability of 1987 and 1992 censuses, see appendix A. For information on geographic areas followed by ▲, see appendix F]

SIC code	Geographic area and kind of business or operation	Establishments (number)	Receipts (\$1,000)	Annual payroll (\$1,000)	First-quarter payroll (\$1,000)	Paid employees for pay period including March 12 (number)
ANN ARBOR — Con.						
83	Social services	57	11 804	5 357	1 304	424
835	Child day care services	32	5 084	2 540	617	227
832, 3, 6, 9	Other social services	25	6 720	2 817	687	197
87 ex. 8733	Engineering, accounting, research, management, and related services (except noncommercial research organizations)	283	372 693	151 591	33 412	3 318
871	Engineering, architectural, and surveying services	78	102 768	47 995	10 295	1 103
872	Accounting, auditing, and bookkeeping services	47	20 833	9 584	2 171	291
873 ex. 8733	Research, development, and testing services (except noncommercial research organizations)	37	140 814	54 242	11 934	1 110
874	Management and public relations services	121	108 278	39 770	9 012	814
89	Services, n.e.c.	25	9 230	4 090	820	123
BATTLE CREEK						
	Total	395	184 925	73 677	16 442	4 507
70 ex. 704	Hotels, rooming houses, camps, and other lodging places (except membership lodging)	8	13 980	3 974	741	300
7011	Hotels and motels	8	13 980	3 974	741	300
7011 pt.	Hotels	4	(D)	(D)	(D)	EE
7011 pt.	Motels, motor hotels, and tourist courts	4	(D)	(D)	(D)	BB
702, 3	Other lodging places	—	—	—	—	—
72	Personal services	60	16 628	5 487	1 294	464
721	Laundry, cleaning, and garment services	14	6 924	2 517	591	176
7211	Power laundries, family and commercial*	—	—	—	—	—
7213	Linen supply*	2	(D)	(D)	(D)	BB
7215	Coin-operated laundries and drycleaning	3	(D)	(D)	(D)	AA
7216	Drycleaning plants, except rug cleaning*	5	1 334	615	155	59
7217	Carpet and upholstery cleaning	1	(D)	(D)	(D)	AA
7218	Industrial laundriers*	1	(D)	(D)	(D)	BB
7212, 9	Other laundry, cleaning, and garment services*	2	(D)	(D)	(D)	AA
722	Photographic studios, portrait	3	644	130	16	9
723, 4	Beauty and barber shops	23	3 109	1 259	305	133
723	Beauty shops	22	(D)	(D)	(D)	CC
724	Barber shops	1	(D)	(D)	(D)	AA
725	Shoe repair shops and shoeshine parlors	2	(D)	(D)	(D)	AA
726	Funeral service and crematories	7	(D)	(D)	(D)	BB
729	Miscellaneous personal services	11	(D)	(D)	(D)	BB
73	Business services	52	40 703	19 839	4 491	1 181
731	Advertising	3	1 356	700	171	26
732	Consumer credit reporting agencies, mercantile reporting agencies, and adjustment and collection agencies	2	(D)	(D)	(D)	AA
733	Mailing, reproduction, commercial art and photography, and stenographic services	5	803	300	71	14
734	Services to dwellings and other buildings	11	2 769	976	218	93
735	Miscellaneous equipment rental and leasing	8	3 197	780	193	42
736	Personnel supply services	5	(D)	(D)	(D)	FF
737	Computer programming, data processing, and other computer related services	5	9 339	2 949	811	68
7371, 2, 3	Computer programming, prepackaged software, and integrated systems	4	(D)	(D)	(D)	BB
7374, 5, 6	Data processing services	—	—	—	—	—
7377, 8, 9	Computer rental and leasing, maintenance, and related services, n.e.c.	1	(D)	(D)	(D)	BB
738	Miscellaneous business services	13	(D)	(D)	(D)	CC
75	Automotive repair, services, and parking	29	8 374	2 072	572	145
751	Automotive rental and leasing, without drivers	2	(D)	(D)	(D)	AA
752	Automobile parking	—	—	—	—	—
753	Automotive repair shops	22	7 009	1 709	468	96
7532	Top, body, and upholstery repair shops and paint shops	6	1 691	478	128	19
7538	General automotive repair shops	8	2 441	561	178	36
7533, 4, 6, 7, 9	Other automotive repair shops	8	2 877	670	162	41
754	Automotive services, except repair	5	(D)	(D)	(D)	BB
76	Miscellaneous repair services	10	4 211	1 994	372	85
762	Electrical repair shops	3	(D)	(D)	(D)	BB
7622	Radio and television repair shops	1	(D)	(D)	(D)	AA
7623, 9	Other electrical and electronic repair shops	2	(D)	(D)	(D)	BB
763	Watch, clock, and jewelry repair	—	—	—	—	—
764	Reupholstery and furniture repair	—	—	—	—	—
769	Miscellaneous repair and related services	7	(D)	(D)	(D)	BB

Table 5. Summary Statistics for Firms Subject to Federal Income Tax for Places With 350 Establishments or More: 1992 — Con.

[Includes only establishments with payroll. For meaning of abbreviations and symbols, see introductory text. For explanation of terms and comparability of 1987 and 1992 censuses, see appendix A. For information on geographic areas followed by ▲, see appendix F]

SIC code	Geographic area and kind of business or operation	Establishments (number)	Receipts (\$1,000)	Annual payroll (\$1,000)	First-quarter payroll (\$1,000)	Paid employees for pay period including March 12 (number)
BATTLE CREEK—Con.						
78, 79, 84	Amusement and recreation services, including motion pictures and museums	21	7 999	1 478	358	209
781, 2	Motion picture production, distribution, and services	—	—	—	—	—
783	Motion picture theaters	3	(D)	(D)	(D)	BB
784	Video tape rental	7	1 097	210	44	23
792	Theatrical producers (except motion picture), bands, orchestras, and entertainers	—	—	—	—	—
793	Bowling centers	2	(D)	(D)	(D)	BB
79 ex. 792, 3; 84	Commercial sports and other amusement and recreation services, including museums	9	2 025	456	110	73
80	Health services	148	70 615	28 424	6 263	1 355
801	Offices and clinics of doctors of medicine	81	35 353	14 036	2 821	404
802	Offices and clinics of dentists	30	8 805	3 342	746	167
803	Offices and clinics of doctors of osteopathy	7	1 764	615	157	37
804	Offices and clinics of other health practitioners	11	3 743	1 336	273	66
805	Nursing and personal care facilities	4	7 702	3 927	951	298
806	Hospitals	—	—	—	—	—
807, 8, 9	Other health services	15	13 248	5 168	1 315	383
81	Legal services	14	4 097	1 299	307	46
823, 4, 9	Selected educational services	4	(D)	(D)	(D)	AA
83	Social services	16	2 255	958	126	66
835	Child day care services	4	270	103	24	17
832, 3, 6, 9	Other social services	12	1 985	855	102	49
87 ex. 8733	Engineering, accounting, research, management, and related services (except noncommercial research organizations)	32	15 216	7 984	1 877	642
871	Engineering, architectural, and surveying services	8	1 594	770	165	40
872	Accounting, auditing, and bookkeeping services	13	8 091	2 999	774	107
873 ex. 8733	Research, development, and testing services (except noncommercial research organizations)	—	—	—	—	—
874	Management and public relations services	11	5 531	4 215	938	495
89	Services, n.e.c.	1	(D)	(D)	(D)	AA
BAY CITY						
	Total	361	126 006	54 387	11 456	2 344
70 ex. 704	Hotels, rooming houses, camps, and other lodging places (except membership lodging)	5	(D)	(D)	(D)	BB
7011	Hotels and motels	5	(D)	(D)	(D)	BB
7011 pt.	Hotels	1	(D)	(D)	(D)	BB
7011 pt.	Motels, motor hotels, and tourist courts	4	(D)	(D)	(D)	BB
702, 3	Other lodging places	—	—	—	—	—
72	Personal services	53	12 024	4 403	931	329
721	Laundry, cleaning, and garment services	15	4 202	1 283	281	113
7211	Power laundries, family and commercial*	—	—	—	—	—
7213	Linen supply*	1	(D)	(D)	(D)	AA
7215	Coin-operated laundries and drycleaning	3	449	97	22	18
7216	Drycleaning plants, except rug cleaning*	3	(D)	(D)	(D)	BB
7217	Carpet and upholstery cleaning	4	203	46	10	7
7218	Industrial laundriers*	1	(D)	(D)	(D)	AA
7212, 9	Other laundry, cleaning, and garment services*	3	(D)	(D)	(D)	AA
722	Photographic studios, portrait	4	(D)	(D)	(D)	AA
723, 4	Beauty and barber shops	22	1 823	735	171	77
723	Beauty shops	21	(D)	(D)	(D)	BB
724	Barber shops	1	(D)	(D)	(D)	AA
725	Shoe repair shops and shoeshine parlors	1	(D)	(D)	(D)	AA
726	Funeral service and crematories	6	3 403	1 086	232	71
729	Miscellaneous personal services	5	(D)	(D)	(D)	BB
73	Business services	41	11 863	4 479	1 005	264
731	Advertising	3	(D)	(D)	(D)	AA
732	Consumer credit reporting agencies, mercantile reporting agencies, and adjustment and collection agencies	1	(D)	(D)	(D)	AA
733	Mailing, reproduction, commercial art and photography, and stenographic services	3	441	168	32	5
734	Services to dwellings and other buildings	9	619	231	53	32
735	Miscellaneous equipment rental and leasing	6	3 294	545	116	31
736	Personnel supply services	4	(D)	(D)	(D)	CC
737	Computer programming, data processing, and other computer related services	3	347	81	25	7
7371, 2, 3	Computer programming, prepackaged software, and integrated systems	1	(D)	(D)	(D)	AA
7374, 5, 6	Data processing services	1	(D)	(D)	(D)	AA
7377, 8, 9	Computer rental and leasing, maintenance, and related services, n.e.c.	1	(D)	(D)	(D)	AA
738	Miscellaneous business services	12	(D)	(D)	(D)	BB

Table 5. Summary Statistics for Firms Subject to Federal Income Tax for Places With 350 Establishments or More: 1992 — Con.

[Includes only establishments with payroll. For meaning of abbreviations and symbols, see introductory text. For explanation of terms and comparability of 1987 and 1992 censuses, see appendix A. For information on geographic areas followed by ▲, see appendix F]

SIC code	Geographic area and kind of business or operation	Establishments (number)	Receipts (\$1,000)	Annual payroll (\$1,000)	First-quarter payroll (\$1,000)	Paid employees for pay period including March 12 (number)
BAY CITY — Con.						
75	Automotive repair, services, and parking	42	9 148	2 490	536	174
751	Automotive rental and leasing, without drivers	1	(D)	(D)	(D)	BB
752	Automobile parking	—	—	—	—	—
753	Automotive repair shops	33	6 381	1 853	379	103
7532	Top, body, and upholstery repair shops and paint shops	14	1 859	462	104	28
7538	General automotive repair shops	9	1 628	470	97	34
7533, 4, 6, 7, 9	Other automotive repair shops	10	2 894	921	178	41
754	Automotive services, except repair	8	(D)	(D)	(D)	BB
76	Miscellaneous repair services	19	6 498	1 885	382	96
762	Electrical repair shops	7	(D)	(D)	(D)	BB
7622	Radio and television repair shops	2	(D)	(D)	(D)	AA
7623, 9	Other electrical and electronic repair shops	5	(D)	(D)	(D)	BB
763	Watch, clock, and jewelry repair	2	(D)	(D)	(D)	AA
764	Reupholstery and furniture repair	3	(D)	(D)	(D)	AA
769	Miscellaneous repair and related services	7	(D)	(D)	(D)	BB
78, 79, 84	Amusement and recreation services, including motion pictures and museums	16	5 852	821	212	84
781, 2	Motion picture production, distribution, and services	1	(D)	(D)	(D)	AA
783	Motion picture theaters	—	—	—	—	—
784	Video tape rental	4	(D)	(D)	(D)	BB
792	Theatrical producers (except motion picture), bands, orchestras, and entertainers	1	(D)	(D)	(D)	AA
793	Bowling centers	1	(D)	(D)	(D)	BB
79 ex. 792, 3; 84	Commercial sports and other amusement and recreation services, including museums	9	3 923	492	116	28
80	Health services	92	49 074	26 874	5 203	780
801	Offices and clinics of doctors of medicine	37	26 194	15 021	2 687	274
802	Offices and clinics of dentists	27	8 429	4 372	887	137
803	Offices and clinics of doctors of osteopathy	7	3 386	1 706	316	66
804	Offices and clinics of other health practitioners	14	(D)	(D)	(D)	BB
805	Nursing and personal care facilities	—	—	—	—	—
806	Hospitals	—	—	—	—	—
807, 8, 9	Other health services	7	(D)	(D)	(D)	CC
81	Legal services	42	(D)	(D)	(D)	CC
823, 4, 9	Selected educational services	3	616	217	71	22
83	Social services	9	2 311	1 430	362	64
835	Child day care services	3	(D)	(D)	(D)	BB
832, 3, 6, 9	Other social services	6	(D)	(D)	(D)	BB
87 ex. 8733	Engineering, accounting, research, management, and related services (except noncommercial research organizations)	37	11 603	6 134	1 311	222
871	Engineering, architectural, and surveying services	7	(D)	(D)	(D)	BB
872	Accounting, auditing, and bookkeeping services	20	8 851	5 001	1 040	167
873 ex. 8733	Research, development, and testing services (except noncommercial research organizations)	2	(D)	(D)	(D)	AA
874	Management and public relations services	8	557	239	68	11
89	Services, n.e.c.	2	(D)	(D)	(D)	AA
BIRMINGHAM						
	Total	626	299 903	129 584	26 609	5 009
70 ex. 704	Hotels, rooming houses, camps, and other lodging places (except membership lodging)	3	(D)	(D)	(D)	CC
7011	Hotels and motels	3	(D)	(D)	(D)	CC
7011 pt. 7011 pt.	Hotels	3	(D)	(D)	(D)	CC
	Motels, motor hotels, and tourist courts	—	—	—	—	—
702, 3	Other lodging places	—	—	—	—	—
72	Personal services	75	18 266	6 696	1 525	408
721	Laundry, cleaning, and garment services	36	7 821	2 724	559	183
7211	Power laundries, family and commercial*	—	—	—	—	—
7213	Linen supply*	—	—	—	—	—
7215	Coin-operated laundries and drycleaning	2	(D)	(D)	(D)	BB
7216	Drycleaning plants, except rug cleaning*	21	4 319	1 271	293	112
7217	Carpet and upholstery cleaning	—	—	—	—	—
7218	Industrial launderers*	—	—	—	—	—
7212, 9	Other laundry, cleaning, and garment services*	13	(D)	(D)	(D)	BB
722	Photographic studios, portrait	2	(D)	(D)	(D)	AA
723, 4	Beauty and barber shops	24	6 518	2 847	670	162
723	Beauty shops	22	(D)	(D)	(D)	CC
724	Barber shops	2	(D)	(D)	(D)	AA
725	Shoe repair shops and shoeshine parlors	2	(D)	(D)	(D)	AA
726	Funeral service and crematories	1	(D)	(D)	(D)	AA
729	Miscellaneous personal services	10	1 687	454	103	34

Table 5. Summary Statistics for Firms Subject to Federal Income Tax for Places With 350 Establishments or More: 1992 — Con.

[Includes only establishments with payroll. For meaning of abbreviations and symbols, see introductory text. For explanation of terms and comparability of 1987 and 1992 censuses, see appendix A. For information on geographic areas followed by ▲, see appendix F]

SIC code	Geographic area and kind of business or operation	Establishments (number)	Receipts (\$1,000)	Annual payroll (\$1,000)	First-quarter payroll (\$1,000)	Paid employees for pay period including March 12 (number)
BIRMINGHAM—Con.						
73	Business services	108	51 923	21 066	4 018	1 116
731	Advertising	21	8 726	4 027	704	86
732	Consumer credit reporting agencies, mercantile reporting agencies, and adjustment and collection agencies	1	(D)	(D)	(D)	AA
733	Mailing, reproduction, commercial art and photography, and stenographic services	12	3 671	978	152	52
734	Services to dwellings and other buildings	10	1 741	677	163	77
735	Miscellaneous equipment rental and leasing	4	1 617	340	69	15
736	Personnel supply services	11	8 518	5 492	826	360
737	Computer programming, data processing, and other computer related services	17	11 893	4 237	771	83
7371, 2, 3	Computer programming, prepackaged software, and integrated systems	11	(D)	(D)	(D)	BB
7374, 5, 6	Data processing services	2	(D)	(D)	(D)	AA
7377, 8, 9	Computer rental and leasing, maintenance, and related services, n.e.c.	4	(D)	(D)	(D)	BB
738	Miscellaneous business services	32	(D)	(D)	(D)	EE
75	Automotive repair, services, and parking	18	10 336	2 589	605	136
751	Automotive rental and leasing, without drivers	1	(D)	(D)	(D)	AA
752	Automobile parking	6	(D)	(D)	(D)	BB
753	Automotive repair shops	8	3 533	1 103	232	34
7532	Top, body, and upholstery repair shops and paint shops	3	(D)	(D)	(D)	AA
7538	General automotive repair shops	4	1 880	651	146	16
7533, 4, 6, 7, 9	Other automotive repair shops	1	(D)	(D)	(D)	AA
754	Automotive services, except repair	3	(D)	(D)	(D)	BB
76	Miscellaneous repair services	7	1 123	304	75	23
762	Electrical repair shops	2	(D)	(D)	(D)	AA
7622	Radio and television repair shops	2	(D)	(D)	(D)	AA
7623, 9	Other electrical and electronic repair shops	—	—	—	—	—
763	Watch, clock, and jewelry repair	—	—	—	—	—
764	Reupholstery and furniture repair	—	—	—	—	—
769	Miscellaneous repair and related services	5	(D)	(D)	(D)	AA
78, 79, 84	Amusement and recreation services, including motion pictures and museums	25	13 259	5 585	1 015	206
781, 2	Motion picture production, distribution, and services	11	5 474	1 964	406	47
783	Motion picture theaters	—	—	—	—	—
784	Video tape rental	1	(D)	(D)	(D)	AA
792	Theatrical producers (except motion picture), bands, orchestras, and entertainers	6	6 511	3 332	531	117
793	Bowling centers	—	—	—	—	—
79 ex. 792, 3; 84	Commercial sports and other amusement and recreation services, including museums	7	(D)	(D)	(D)	BB
80	Health services	144	66 372	31 090	6 601	905
801	Offices and clinics of doctors of medicine	53	25 190	13 503	2 708	322
802	Offices and clinics of dentists	37	11 645	5 185	1 191	185
803	Offices and clinics of doctors of osteopathy	4	319	126	39	6
804	Offices and clinics of other health practitioners	37	21 108	8 567	1 876	245
805	Nursing and personal care facilities	1	(D)	(D)	(D)	AA
806	Hospitals	—	—	—	—	—
807, 8, 9	Other health services	12	(D)	(D)	(D)	CC
81	Legal services	113	68 949	32 583	6 205	691
823, 4, 9	Selected educational services	3	(D)	(D)	(D)	AA
83	Social services	14	2 449	1 063	267	90
835	Child day care services	6	493	151	48	27
832, 3, 6, 9	Other social services	8	1 956	912	219	63
87 ex. 8733	Engineering, accounting, research, management, and related services (except noncommercial research organizations)	111	54 963	24 103	5 372	1 201
871	Engineering, architectural, and surveying services	33	18 584	6 714	1 615	174
872	Accounting, auditing, and bookkeeping services	26	8 368	3 917	823	116
873 ex. 8733	Research, development, and testing services (except noncommercial research organizations)	7	6 717	3 171	662	215
874	Management and public relations services	45	21 294	10 301	2 272	696
89	Services, n.e.c.	5	(D)	(D)	(D)	AA

Table 5. Summary Statistics for Firms Subject to Federal Income Tax for Places With 350 Establishments or More: 1992 — Con.

[Includes only establishments with payroll. For meaning of abbreviations and symbols, see introductory text. For explanation of terms and comparability of 1987 and 1992 censuses, see appendix A. For information on geographic areas followed by ▲, see appendix F]

SIC code	Geographic area and kind of business or operation	Establishments (number)	Receipts (\$1,000)	Annual payroll (\$1,000)	First-quarter payroll (\$1,000)	Paid employees for pay period including March 12 (number)
BLOOMFIELD HILLS						
	Total	722	733 774	313 281	69 913	7 953
70 ex. 704	Hotels, rooming houses, camps, and other lodging places (except membership lodging)	5	1 837	568	127	47
7011	Hotels and motels	2	(D)	(D)	(D)	BB
7011 pt.	Hotels	1	(D)	(D)	(D)	BB
7011 pt.	Motels, motor hotels, and tourist courts	1	(D)	(D)	(D)	AA
702, 3	Other lodging places	3	(D)	(D)	(D)	AA
72	Personal services	33	4 809	1 623	380	134
721	Laundry, cleaning, and garment services	13	1 711	530	98	35
7211	Power laundries, family and commercial*	1	(D)	(D)	(D)	AA
7213	Linen supply*	—	—	—	—	—
7215	Coin-operated laundries and drycleaning	5	(D)	(D)	(D)	AA
7216	Drycleaning plants, except rug cleaning*	7	1 145	403	65	23
7217	Carpet and upholstery cleaning	—	—	—	—	—
7218	Industrial laundriers*	—	—	—	—	—
7212, 9	Other laundry, cleaning, and garment services*	—	—	—	—	—
722	Photographic studios, portrait	2	(D)	(D)	(D)	AA
723, 4	Beauty and barber shops	10	1 695	695	192	63
723	Beauty shops	10	1 695	695	192	63
724	Barber shops	—	—	—	—	—
725	Shoe repair shops and shoeshine parlors	—	—	—	—	—
726	Funeral service and crematories	—	—	—	—	—
729	Miscellaneous personal services	8	(D)	(D)	(D)	BB
73	Business services	118	343 344	143 191	36 465	3 782
731	Advertising	14	(D)	(D)	(D)	GG
732	Consumer credit reporting agencies, mercantile reporting agencies, and adjustment and collection agencies	1	(D)	(D)	(D)	AA
733	Mailing, reproduction, commercial art and photography, and stenographic services	21	69 888	21 715	5 369	600
734	Services to dwellings and other buildings	6	1 093	774	205	69
735	Miscellaneous equipment rental and leasing	4	(D)	(D)	(D)	BB
736	Personnel supply services	19	36 548	26 512	5 871	1 420
737	Computer programming, data processing, and other computer related services	30	63 280	33 495	8 794	447
7371, 2, 3	Computer programming, prepackaged software, and integrated systems	21	(D)	(D)	(D)	CC
7374, 5, 6	Data processing services	1	(D)	(D)	(D)	AA
7377, 8, 9	Computer rental and leasing, maintenance, and related services, n.e.c.	8	(D)	(D)	(D)	EE
738	Miscellaneous business services	23	12 357	4 163	971	86
75	Automotive repair, services, and parking	8	1 828	411	95	19
751	Automotive rental and leasing, without drivers	1	(D)	(D)	(D)	AA
752	Automobile parking	—	—	—	—	—
753	Automotive repair shops	4	641	249	58	11
7532	Top, body, and upholstery repair shops and paint shops	2	(D)	(D)	(D)	AA
7538	General automotive repair shops	1	(D)	(D)	(D)	AA
7533, 4, 6, 7, 9	Other automotive repair shops	1	(D)	(D)	(D)	AA
754	Automotive services, except repair	3	(D)	(D)	(D)	AA
76	Miscellaneous repair services	3	496	121	31	3
762	Electrical repair shops	2	(D)	(D)	(D)	AA
7622	Radio and television repair shops	1	(D)	(D)	(D)	AA
7623, 9	Other electrical and electronic repair shops	1	(D)	(D)	(D)	AA
763	Watch, clock, and jewelry repair	—	—	—	—	—
764	Reupholstery and furniture repair	—	—	—	—	—
769	Miscellaneous repair and related services	1	(D)	(D)	(D)	AA
78, 79, 84	Amusement and recreation services, including motion pictures and museums	34	46 011	8 231	1 628	355
781, 2	Motion picture production, distribution, and services	5	(D)	(D)	(D)	AA
783	Motion picture theaters	—	—	—	—	—
784	Video tape rental	1	(D)	(D)	(D)	AA
792	Theatrical producers (except motion picture), bands, orchestras, and entertainers	6	1 757	595	46	11
793	Bowling centers	—	—	—	—	—
79 ex. 792, 3, 84	Commercial sports and other amusement and recreation services, including museums	22	43 221	7 354	1 497	333
80	Health services	208	128 780	58 428	10 769	1 289
801	Offices and clinics of doctors of medicine	120	77 842	31 815	5 569	544
802	Offices and clinics of dentists	40	15 825	6 660	1 362	249
803	Offices and clinics of doctors of osteopathy	13	12 954	9 408	1 756	58
804	Offices and clinics of other health practitioners	18	5 306	1 967	448	68
805	Nursing and personal care facilities	2	(D)	(D)	(D)	CC
806	Hospitals	—	—	—	—	—
807, 8, 9	Other health services	15	(D)	(D)	(D)	CC
81	Legal services	160	109 854	53 647	9 990	982
823, 4, 9	Selected educational services	4	365	140	24	6

Table 5. Summary Statistics for Firms Subject to Federal Income Tax for Places With 350 Establishments or More: 1992 — Con.

[Includes only establishments with payroll. For meaning of abbreviations and symbols, see introductory text. For explanation of terms and comparability of 1987 and 1992 censuses, see appendix A. For information on geographic areas followed by ▲, see appendix F]

SIC code	Geographic area and kind of business or operation	Establishments (number)	Receipts (\$1,000)	Annual payroll (\$1,000)	First-quarter payroll (\$1,000)	Paid employees for pay period including March 12 (number)
BLOOMFIELD HILLS—Con.						
83	Social services	14	2 579	1 067	225	95
835	Child day care services	7	959	435	116	63
832, 3, 6, 9	Other social services	7	1 620	632	109	32
87 ex. 8733	Engineering, accounting, research, management, and related services (except noncommercial research organizations)	127	92 587	45 103	10 085	1 230
871	Engineering, architectural, and surveying services	34	33 531	16 452	3 915	393
872	Accounting, auditing, and bookkeeping services	23	17 985	9 702	2 137	201
873 ex. 8733	Research, development, and testing services (except noncommercial research organizations)	4	16 700	5 880	1 246	232
874	Management and public relations services	66	24 371	13 069	2 787	404
89	Services, n.e.c.	8	1 284	751	94	11
CLINTON TOWNSHIP						
	Total	411	175 954	75 870	16 098	3 133
70 ex. 704	Hotels, rooming houses, camps, and other lodging places (except membership lodging)	1	(D)	(D)	(D)	AA
7011	Hotels and motels	1	(D)	(D)	(D)	AA
7011 pt. 7011 pt.	Hotels	—	—	—	—	—
	Motels, motor hotels, and tourist courts	1	(D)	(D)	(D)	AA
702, 3	Other lodging places	—	—	—	—	—
72	Personal services	53	7 516	2 580	581	237
721	Laundry, cleaning, and garment services	15	1 573	466	85	48
7211	Power laundries, family and commercial*	—	—	—	—	—
7213	Linen supply*	—	—	—	—	—
7215	Coin-operated laundries and drycleaning	2	(D)	(D)	(D)	AA
7216	Drycleaning plants, except rug cleaning*	9	1 028	309	51	37
7217	Carpet and upholstery cleaning	2	(D)	(D)	(D)	AA
7218	Industrial laundriers*	—	—	—	—	—
7212, 9	Other laundry, cleaning, and garment services*	2	(D)	(D)	(D)	AA
722	Photographic studios, portrait	2	(D)	(D)	(D)	AA
723, 4	Beauty and barber shops	29	3 851	1 772	424	157
723	Beauty shops	27	(D)	(D)	(D)	CC
724	Barber shops	2	(D)	(D)	(D)	AA
725	Shoe repair shops and shoeshine parlors	—	—	—	—	—
726	Funeral service and crematories	—	—	—	—	—
729	Miscellaneous personal services	7	(D)	(D)	(D)	AA
73	Business services	59	32 066	14 583	3 376	923
731	Advertising	2	(D)	(D)	(D)	AA
732	Consumer credit reporting agencies, mercantile reporting agencies, and adjustment and collection agencies	1	(D)	(D)	(D)	AA
733	Mailing, reproduction, commercial art and photography, and stenographic services	11	1 739	511	148	22
734	Services to dwellings and other buildings	13	1 718	860	174	115
735	Miscellaneous equipment rental and leasing	4	2 259	463	59	5
736	Personnel supply services	7	2 064	1 432	200	131
737	Computer programming, data processing, and other computer related services	10	(D)	(D)	(D)	EE
7371, 2, 3	Computer programming, prepackaged software, and integrated systems	4	2 530	807	184	22
7374, 5, 6	Data processing services	2	(D)	(D)	(D)	EE
7377, 8, 9	Computer rental and leasing, maintenance, and related services, n.e.c.	4	391	68	3	2
738	Miscellaneous business services	11	(D)	(D)	(D)	CC
75	Automotive repair, services, and parking	34	11 683	3 234	696	142
751	Automotive rental and leasing, without drivers	1	(D)	(D)	(D)	AA
752	Automobile parking	—	—	—	—	—
753	Automotive repair shops	26	9 313	2 494	531	106
7532	Top, body, and upholstery repair shops and paint shops	5	1 395	534	99	30
7538	General automotive repair shops	13	4 375	1 089	250	44
7533, 4, 6, 7, 9	Other automotive repair shops	8	3 543	871	182	32
754	Automotive services, except repair	7	(D)	(D)	(D)	BB
76	Miscellaneous repair services	12	7 672	2 478	703	102
762	Electrical repair shops	3	(D)	(D)	(D)	BB
7622	Radio and television repair shops	1	(D)	(D)	(D)	AA
7623, 9	Other electrical and electronic repair shops	2	(D)	(D)	(D)	BB
763	Watch, clock, and jewelry repair	—	—	—	—	—
764	Reupholstery and furniture repair	—	—	—	—	—
769	Miscellaneous repair and related services	9	(D)	(D)	(D)	BB

Table 5. Summary Statistics for Firms Subject to Federal Income Tax for Places With 350 Establishments or More: 1992 — Con.

[Includes only establishments with payroll. For meaning of abbreviations and symbols, see introductory text. For explanation of terms and comparability of 1987 and 1992 censuses, see appendix A. For information on geographic areas followed by ▲, see appendix F]

SIC code	Geographic area and kind of business or operation	Establishments (number)	Receipts (\$1,000)	Annual payroll (\$1,000)	First-quarter payroll (\$1,000)	Paid employees for pay period including March 12 (number)
	CLINTON TOWNSHIP — Con.					
78, 79, 84	Amusement and recreation services, including motion pictures and museums	21	13 072	2 104	539	232
781, 2	Motion picture production, distribution, and services	—	—	—	—	—
783	Motion picture theaters	1	(D)	(D)	(D)	BB
784	Video tape rental	5	(D)	(D)	(D)	BB
792	Theatrical producers (except motion picture), bands, orchestras, and entertainers	—	—	—	—	—
793	Bowling centers	2	(D)	(D)	(D)	BB
79 ex. 792, 3; 84	Commercial sports and other amusement and recreation services, including museums	13	4 422	1 143	249	110
80	Health services	130	69 631	35 076	6 737	966
801	Offices and clinics of doctors of medicine	35	20 260	10 549	1 767	254
802	Offices and clinics of dentists	44	11 911	4 829	1 052	233
803	Offices and clinics of doctors of osteopathy	25	21 495	12 602	2 337	222
804	Offices and clinics of other health practitioners	16	6 909	2 922	640	109
805	Nursing and personal care facilities	2	(D)	(D)	(D)	AA
806	Hospitals	—	—	—	—	—
807, 8, 9	Other health services	8	(D)	(D)	(D)	CC
81	Legal services	22	5 922	2 250	428	57
823, 4, 9	Selected educational services	10	1 526	481	133	47
83	Social services	8	(D)	(D)	(D)	BB
835	Child day care services	7	921	414	111	52
832, 3, 6, 9	Other social services	1	(D)	(D)	(D)	AA
87 ex. 8733	Engineering, accounting, research, management, and related services (except noncommercial research organizations)	60	25 693	12 630	2 786	370
871	Engineering, architectural, and surveying services	23	14 060	7 241	1 624	181
872	Accounting, auditing, and bookkeeping services	20	4 764	2 651	504	98
873 ex. 8733	Research, development, and testing services (except noncommercial research organizations)	4	3 476	1 329	321	44
874	Management and public relations services	13	3 393	1 409	337	47
89	Services, n.e.c.	1	(D)	(D)	(D)	AA
	DEARBORN					
	Total	919	696 588	293 697	64 206	11 731
70 ex. 704	Hotels, rooming houses, camps, and other lodging places (except membership lodging)	14	68 498	24 861	5 614	1 868
7011	Hotels and motels	14	68 498	24 861	5 614	1 868
7011 pt.	Hotels	7	65 764	24 260	5 516	1 824
7011 pt.	Motels, motor hotels, and tourist courts	7	2 734	601	98	44
702, 3	Other lodging places	—	—	—	—	—
72	Personal services	116	24 238	9 203	1 826	732
721	Laundry, cleaning, and garment services	26	5 028	1 814	411	128
7211	Power laundries, family and commercial*	—	—	—	—	—
7213	Linen supply*	—	—	—	—	—
7215	Coin-operated laundries and drycleaning	5	411	81	22	15
7216	Drycleaning plants, except rug cleaning*	5	1 995	905	215	62
7217	Carpet and upholstery cleaning	5	1 689	589	122	26
7218	Industrial laundriers*	—	—	—	—	—
7212, 9	Other laundry, cleaning, and garment services*	11	933	239	52	25
722	Photographic studios, portrait	9	1 253	193	34	32
723, 4	Beauty and barber shops	60	8 753	4 113	892	313
723	Beauty shops	56	8 449	3 964	855	304
724	Barber shops	4	304	149	37	9
725	Shoe repair shops and shoeshine parlors	2	(D)	(D)	(D)	AA
726	Funeral service and crematories	7	5 191	1 703	248	83
729	Miscellaneous personal services	12	(D)	(D)	(D)	CC
73	Business services	123	146 783	57 138	12 527	3 114
731	Advertising	5	(D)	(D)	(D)	BB
732	Consumer credit reporting agencies, mercantile reporting agencies, and adjustment and collection agencies	3	(D)	(D)	(D)	AA
733	Mailing, reproduction, commercial art and photography, and stenographic services	14	6 859	2 193	465	59
734	Services to dwellings and other buildings	22	4 800	2 079	485	169
735	Miscellaneous equipment rental and leasing	10	16 072	4 602	1 096	185
736	Personnel supply services	25	39 703	27 235	5 308	1 860
737	Computer programming, data processing, and other computer related services	19	62 706	14 921	3 728	502
7371, 2, 3	Computer programming, prepackaged software, and integrated systems	8	17 412	4 658	1 152	94
7374, 5, 6	Data processing services	5	(D)	(D)	(D)	EE
7377, 8, 9	Computer rental and leasing, maintenance, and related services, n.e.c.	6	(D)	(D)	(D)	BB
738	Miscellaneous business services	25	9 249	4 259	1 005	298

Table 5. Summary Statistics for Firms Subject to Federal Income Tax for Places With 350 Establishments or More: 1992 — Con.

[Includes only establishments with payroll. For meaning of abbreviations and symbols, see introductory text. For explanation of terms and comparability of 1987 and 1992 censuses, see appendix A. For information on geographic areas followed by ▲, see appendix F]

SIC code	Geographic area and kind of business or operation	Establishments (number)	Receipts (\$1,000)	Annual payroll (\$1,000)	First-quarter payroll (\$1,000)	Paid employees for pay period including March 12 (number)
DEARBORN—Con.						
75	Automotive repair, services, and parking -----	90	43 696	9 838	2 189	500
751	Automotive rental and leasing, without drivers -----	11	12 215	1 262	327	60
752	Automobile parking -----	—	—	—	—	—
753	Automotive repair shops -----	56	26 993	7 232	1 568	306
7532	Top, body, and upholstery repair shops and paint shops -----	14	13 339	3 769	789	138
7538	General automotive repair shops -----	28	8 195	2 178	480	102
7533, 4, 6, 7, 9	Other automotive repair shops -----	14	5 459	1 285	299	66
754	Automotive services, except repair -----	23	4 488	1 344	294	134
76	Miscellaneous repair services -----	29	11 595	4 182	1 012	172
762	Electrical repair shops -----	7	714	261	63	14
7622	Radio and television repair shops -----	4	239	61	17	6
7623, 9	Other electrical and electronic repair shops -----	3	475	200	46	8
763	Watch, clock, and jewelry repair -----	1	(D)	(D)	(D)	AA
764	Reupholstery and furniture repair -----	2	(D)	(D)	(D)	AA
769	Miscellaneous repair and related services -----	19	9 277	3 426	822	135
78, 79, 84	Amusement and recreation services, including motion pictures and museums -----	49	38 289	9 888	2 183	876
781, 2	Motion picture production, distribution, and services -----	3	(D)	(D)	(D)	AA
783	Motion picture theaters -----	8	11 286	1 867	451	186
784	Video tape rental -----	6	1 428	167	42	28
792	Theatrical producers (except motion picture), bands, orchestras, and entertainers -----	1	(D)	(D)	(D)	AA
793	Bowling centers -----	5	2 105	533	157	59
79 ex. 792, 3, 84	Commercial sports and other amusement and recreation services, including museums -----	26	22 655	7 120	1 479	590
80	Health services -----	306	183 638	89 384	18 543	2 202
801	Offices and clinics of doctors of medicine -----	127	94 865	51 225	10 066	875
802	Offices and clinics of dentists -----	97	46 208	20 913	4 752	787
803	Offices and clinics of doctors of osteopathy -----	7	2 057	903	212	31
804	Offices and clinics of other health practitioners -----	50	13 520	4 705	1 086	163
805	Nursing and personal care facilities -----	1	(D)	(D)	(D)	AA
806	Hospitals -----	—	—	—	—	—
807, 8, 9	Other health services -----	24	(D)	(D)	(D)	EE
81	Legal services -----	47	10 423	3 553	700	125
823, 4, 9	Selected educational services -----	11	20 594	10 161	2 014	257
83	Social services -----	21	3 386	1 309	308	128
835	Child day care services -----	13	1 952	752	167	91
832, 3, 6, 9	Other social services -----	8	1 434	557	141	37
87 ex. 8733	Engineering, accounting, research, management, and related services (except noncommercial research organizations) -----	108	144 349	73 862	17 216	1 736
871	Engineering, architectural, and surveying services -----	44	111 302	59 413	13 814	1 286
872	Accounting, auditing, and bookkeeping services -----	33	6 897	3 352	758	125
873 ex. 8733	Research, development, and testing services (except noncommercial research organizations) -----	5	5 213	2 284	535	65
874	Management and public relations services -----	26	20 937	8 813	2 109	260
89	Services, n.e.c. -----	5	1 099	318	74	21
DETROIT						
	Total -----	3 189	2 885 071	1 176 003	271 604	44 181
70 ex. 704	Hotels, rooming houses, camps, and other lodging places (except membership lodging) -----	54	66 051	20 995	4 737	1 528
7011	Hotels and motels -----	47	65 491	20 821	4 696	1 503
7011 pt.	Hotels -----	24	60 380	19 654	4 418	1 379
7011 pt.	Hotels, 25 guestrooms or more -----	18	59 949	19 562	4 397	1 367
7011 pt.	Hotels, less than 25 guestrooms -----	6	431	92	21	12
7011 pt.	Motels, motor hotels, and tourist courts -----	23	5 111	1 167	278	124
7011 pt.	Motels, tourist courts -----	20	(D)	(D)	(D)	BB
7011 pt.	Motor hotels -----	3	(D)	(D)	(D)	BB
702, 3	Other lodging places -----	7	560	174	41	25
702	Rooming and boarding houses -----	7	560	174	41	25
703	Camps and recreational vehicle parks -----	—	—	—	—	—

Table 5. Summary Statistics for Firms Subject to Federal Income Tax for Places With 350 Establishments or More: 1992 — Con.

[Includes only establishments with payroll. For meaning of abbreviations and symbols, see introductory text. For explanation of terms and comparability of 1987 and 1992 censuses, see appendix A. For information on geographic areas followed by ▲, see appendix F]

SIC code	Geographic area and kind of business or operation	Establishments (number)	Receipts (\$1,000)	Annual payroll (\$1,000)	First-quarter payroll (\$1,000)	Paid employees for pay period including March 12 (number)
DETROIT—Con.						
72	Personal services	306	187 890	68 851	16 755	4 408
721	Laundry, cleaning, and garment services	164	142 253	56 177	13 578	3 263
7211	Power laundries, family and commercial*	7	13 920	5 432	1 350	295
7213	Linen supply*	17	49 382	20 081	4 859	973
7215	Coin-operated laundries and drycleaning	36	6 923	1 335	296	159
7216	Drycleaning plants, except rug cleaning*	74	13 626	4 662	1 160	410
7217	Carpet and upholstery cleaning	3	(D)	(D)	(D)	BB
7218	Industrial launderers*	12	54 244	23 031	5 499	1 313
7212, 9	Other laundry, cleaning, and garment services*	15	(D)	(D)	(D)	BB
7212	Garment pressing, and agents for laundries and drycleaners	10	1 158	240	48	33
7219	Laundry and garment services, n.e.c.*	5	(D)	(D)	(D)	BB
722	Photographic studios, portrait	15	6 775	2 251	508	159
723, 4	Beauty and barber shops	62	8 861	2 554	587	187
723	Beauty shops	57	(D)	(D)	(D)	CC
724	Barber shops	5	(D)	(D)	(D)	AA
725	Shoe repair shops and shoeshine parlors	5	480	83	21	8
726	Funeral service and crematories	36	24 078	5 759	1 338	309
729	Miscellaneous personal services	24	5 443	2 027	723	482
7291	Tax return preparation services	14	2 583	1 266	584	422
7299	Miscellaneous personal services, n.e.c.	10	2 860	761	139	60
73	Business services	460	586 604	222 352	55 292	11 596
731	Advertising	29	143 763	44 455	10 417	1 123
7311	Advertising agencies	18	117 983	38 103	9 051	839
7312	Outdoor advertising services	3	(D)	(D)	(D)	CC
7313	Radio, television, publishers' advertising representatives	4	(D)	(D)	(D)	BB
7319	Advertising, n.e.c.	4	(D)	(D)	(D)	CC
732	Consumer credit reporting agencies, mercantile reporting agencies, and adjustment and collection agencies	4	(D)	(D)	(D)	BB
7322	Adjustment and collection services	3	(D)	(D)	(D)	AA
7323	Credit reporting services	1	(D)	(D)	(D)	BB
733	Mailing, reproduction, commercial art and photography, and stenographic services	68	71 580	27 080	6 593	1 117
7331	Direct mail advertising services	7	(D)	(D)	(D)	EE
7334	Photocopying and duplicating services	15	21 432	8 650	1 997	332
7335, 6	Commercial photography, art, and graphics	30	13 998	5 630	1 415	189
7335	Commercial photography	6	673	148	43	16
7336	Commercial art and graphic design	24	13 325	5 482	1 372	173
7338	Secretarial and court reporting services	16	(D)	(D)	(D)	CC
734	Services to dwellings and other buildings	106	82 725	35 687	9 760	2 346
7342	Disinfecting and pest control services	5	2 571	1 488	308	104
7349	Building cleaning and maintenance services, n.e.c.	101	80 154	34 199	9 452	2 242
735	Miscellaneous equipment rental and leasing	51	45 995	11 822	2 907	551
7352	Medical equipment rental and leasing	5	5 645	828	206	45
7353	Heavy construction equipment rental and leasing	9	14 398	4 169	816	88
7359	Equipment rental and leasing, n.e.c.	37	25 952	6 825	1 885	418
736	Personnel supply services	49	60 714	40 012	9 236	3 431
7361	Employment agencies	12	2 325	1 261	97	30
7363	Help supply services	37	58 389	38 751	9 139	3 401
7363 pt.	Temporary help supply	27	35 181	24 391	5 395	2 958
7363 pt.	Help supply, except temporary	10	23 208	14 360	3 744	443
737	Computer programming, data processing, and other computer related services	39	82 919	29 365	7 516	894
7371, 2, 3	Computer programming, prepackaged software, and integrated systems	14	47 279	17 289	4 117	497
7371	Computer programming services	6	1 469	772	256	32
7372	Prepackaged software	2	(D)	(D)	(D)	BB
7373	Computer integrated systems	6	(D)	(D)	(D)	EE
7374, 5, 6	Data processing services	18	34 808	11 764	3 338	389
7374, 5	Computer processing, information retrieval	14	(D)	(D)	(D)	EE
7376	Computer facilities management services	4	(D)	(D)	(D)	CC
7377, 8, 9	Computer rental and leasing, maintenance, and related services, n.e.c.	7	832	312	61	8
7377	Computer rental and leasing	2	(D)	(D)	(D)	AA
7378	Computer maintenance and repair	1	(D)	(D)	(D)	AA
7379	Computer related services, n.e.c.	4	(D)	(D)	(D)	AA
738	Miscellaneous business services	114	(D)	(D)	(D)	GG
7381, 2	Detective agencies and protective services	44	24 673	13 229	3 189	1 037
7381	Detective, guard, and armored car services	35	18 651	11 007	2 593	915
7382	Security systems services	9	6 022	2 222	596	122
7383	News syndicates	3	(D)	(D)	(D)	BB
7384	Photofinishing laboratories*	9	8 299	3 284	787	115
7389	Business services, n.e.c.	58	(D)	(D)	(D)	FF
7389 pt.	Sign painting shops	4	(D)	(D)	(D)	AA
7389 pt.	Interior designing	6	2 763	827	208	37
7389 pt.	Telephone answering services	3	(D)	(D)	(D)	BB
7389 pt.	Other business services	45	52 391	13 831	4 023	827

Table 5. Summary Statistics for Firms Subject to Federal Income Tax for Places With 350 Establishments or More: 1992 — Con.

[Includes only establishments with payroll. For meaning of abbreviations and symbols, see introductory text. For explanation of terms and comparability of 1987 and 1992 censuses, see appendix A. For information on geographic areas followed by ▲, see appendix F]

SIC code	Geographic area and kind of business or operation	Establishments (number)	Receipts (\$1,000)	Annual payroll (\$1,000)	First-quarter payroll (\$1,000)	Paid employees for pay period including March 12 (number)
DETROIT—Con.						
75	Automotive repair, services, and parking	541	181 138	47 612	11 441	2 682
751	Automotive rental and leasing, without drivers	27	18 430	2 907	654	154
7513	Truck rental and leasing, without drivers	15	14 721	2 350	540	123
7514, 5	Passenger car rental and leasing	8	3 431	469	99	26
7514	Passenger car rental	6	(D)	(D)	(D)	BB
7515	Passenger car leasing	2	(D)	(D)	(D)	AA
7519	Utility trailer and recreational vehicle rental	4	278	88	15	5
752	Automobile parking	99	25 115	5 614	1 414	476
753	Automotive repair shops	342	111 833	30 506	7 215	1 484
7532	Top, body, and upholstery repair shops and paint shops	95	29 777	8 286	2 053	431
7532 pt.	Top and body repair shops	90	27 598	7 949	1 992	416
7532 pt.	Paint shops	5	2 179	337	61	15
7538	General automotive repair shops	134	37 497	10 140	2 668	575
7538 pt.	General automotive repair shops, except diesel	119	28 566	7 492	2 008	456
7538 pt.	Diesel repair shops	15	8 931	2 648	660	119
7533, 4, 6, 7, 9	Other automotive repair shops	113	44 559	12 080	2 494	478
7533	Automotive exhaust system repair shops	33	11 951	3 050	713	148
7534	Tire retreading and repair shops	5	(D)	(D)	(D)	BB
7536	Automotive glass replacement shops	16	6 844	1 881	457	79
7537	Automotive transmission repair shops	23	5 677	1 538	374	62
7539	Automotive repair shops, n.e.c.	36	(D)	(D)	(D)	CC
7539 pt.	Radiator repair	8	3 447	846	197	31
7539 pt.	Brake, front end, and wheel alignment	15	9 863	3 021	367	77
7539 pt.	Automotive electrical and fuel system services	11	2 429	769	182	40
7539 pt.	Other automotive repair shops, n.e.c.	2	(D)	(D)	(D)	AA
754	Automotive services, except repair	73	25 760	8 585	2 158	568
7542	Carwashes	41	8 485	2 950	774	279
7549	Automotive services, except repair and carwashes	32	17 275	5 635	1 384	289
76	Miscellaneous repair services	142	73 203	21 946	5 023	871
762	Electrical repair shops	43	14 920	4 313	916	198
7622	Radio and television repair shops	20	3 465	1 127	184	63
7623, 9	Other electrical and electronic repair shops	23	11 455	3 186	732	135
7623	Refrigeration and air-conditioning service and repair shops	6	(D)	(D)	(D)	BB
7629	Electrical and electronic repair shops, n.e.c.	17	(D)	(D)	(D)	BB
763	Watch, clock, and jewelry repair	1	(D)	(D)	(D)	AA
764	Reupholstery and furniture repair	14	4 273	1 449	336	90
769	Miscellaneous repair and related services	84	(D)	(D)	(D)	FF
7692	Welding repair	11	1 387	537	127	38
7694	Armature rewinding shops	5	6 024	1 810	401	56
7699	Repair shops and related services, n.e.c.	68	(D)	(D)	(D)	EE
78, 79, 84	Amusement and recreation services, including motion pictures and museums	116	109 789	64 713	10 315	1 506
781, 2	Motion picture production, distribution, and services	9	(D)	(D)	(D)	CC
783	Motion picture theaters	6	5 617	787	200	103
7832	Motion picture theaters, except drive-in	6	5 617	787	200	103
7833	Drive-in motion picture theaters	—	—	—	—	—
784	Video tape rental	37	10 916	1 409	368	198
792	Theatrical producers (except motion picture), bands, orchestras, and entertainers	18	16 252	4 021	700	203
7922	Theatrical producers (except motion picture) and miscellaneous theatrical services	10	14 491	3 574	571	170
7929	Bands, orchestras, actors, and other entertainers and entertainment groups	8	1 761	447	129	33
793	Bowling centers	10	(D)	(D)	(D)	CC
79 ex. 792, 3; 84	Commercial sports and other amusement and recreation services, including museums	36	60 806	51 027	6 348	624
794	Commercial sports	2	(D)	(D)	(D)	EE
7941	Professional sports clubs, managers, promoters	2	(D)	(D)	(D)	EE
7948	Racing, including track operation	—	—	—	—	—
79 ex. 792, 3, 4; 84	Other amusement and recreation services, including museums	34	(D)	(D)	(D)	EE
791	Dance studios, schools, and halls	1	(D)	(D)	(D)	AA
7991	Physical fitness facilities	7	2 992	983	226	81
7992	Public golf courses	3	(D)	(D)	(D)	BB
7993	Coin-operated amusement devices	7	1 502	363	94	49
7996	Amusement parks	2	(D)	(D)	(D)	AA
7997	Membership sports and recreation clubs	4	1 627	376	81	71
7999, 84	Amusement and recreation services, including museums, n.e.c.	10	(D)	(D)	(D)	BB
7999 pt.	Concession operators of amusement devices and rides	1	(D)	(D)	(D)	AA
7999 pt.	Carnivals, circuses, and fairs	—	—	—	—	—
7999 pt., 84	Other recreation and amusements, including museums	9	(D)	(D)	(D)	BB

Table 5. Summary Statistics for Firms Subject to Federal Income Tax for Places With 350 Establishments or More: 1992 — Con.

[Includes only establishments with payroll. For meaning of abbreviations and symbols, see introductory text. For explanation of terms and comparability of 1987 and 1992 censuses, see appendix A. For information on geographic areas followed by ▲, see appendix F]

SIC code	Geographic area and kind of business or operation	Establishments (number)	Receipts (\$1,000)	Annual payroll (\$1,000)	First-quarter payroll (\$1,000)	Paid employees for pay period including March 12 (number)
DETROIT—Con.						
80	Health services	725	526 767	263 166	55 958	9 214
801	Offices and clinics of doctors of medicine	309	254 744	141 031	27 367	2 279
8011 pt.	Offices of doctors of medicine	296	240 045	132 306	25 646	2 119
8011 pt.	General medical clinics	13	14 699	8 725	1 721	160
802	Offices and clinics of dentists	189	51 110	19 473	4 217	912
803	Offices and clinics of doctors of osteopathy	50	23 828	11 682	2 392	408
804	Offices and clinics of other health practitioners	78	21 710	8 230	1 839	315
8041	Offices and clinics of chiropractors	18	4 984	1 737	410	74
8042	Offices and clinics of optometrists	19	4 736	1 375	347	59
8043	Offices and clinics of podiatrists	27	9 050	3 751	816	125
8049	Offices and clinics of health practitioners, n.e.c.	14	2 940	1 367	266	57
805	Nursing and personal care facilities	51	94 554	53 358	12 968	4 043
8051	Skilled nursing care facilities	37	87 056	49 191	11 988	3 706
8052	Intermediate care facilities	10	7 190	4 090	964	331
8059	Nursing and personal care facilities, n.e.c.	4	308	77	16	6
806	Hospitals	—	—	—	—	—
8062	General medical and surgical hospitals	—	—	—	—	—
8063, 9	Specialty hospitals	—	—	—	—	—
807, 8, 9	Other health services	48	80 821	29 392	7 175	1 257
807	Medical and dental laboratories	19	(D)	(D)	(D)	FF
8071	Medical laboratories	11	(D)	(D)	(D)	FF
8072	Dental laboratories	8	1 060	319	88	23
808	Home health care services	12	8 855	2 478	515	161
809	Miscellaneous health and allied services, n.e.c.	17	(D)	(D)	(D)	CC
8092	Kidney dialysis centers	2	(D)	(D)	(D)	BB
8093	Specialty outpatient facilities, n.e.c.	9	4 782	2 128	419	89
8099	Health and allied services, n.e.c.	6	2 183	547	127	41
81	Legal services	382	638 792	264 771	61 123	5 482
823, 4, 9	Selected educational services	34	15 388	5 311	1 196	260
823	Libraries	—	—	—	—	—
824	Vocational schools	18	12 115	4 251	944	183
829	Schools and educational services, n.e.c.	16	3 273	1 060	252	77
83	Social services	172	43 649	18 107	4 342	1 724
835	Child day care services	55	8 368	4 007	996	565
832, 3, 6, 9	Other social services	117	35 281	14 100	3 346	1 159
87 ex. 8733	Engineering, accounting, research, management, and related services (except noncommercial research organizations)	239	449 784	175 858	44 898	4 833
871	Engineering, architectural, and surveying services	68	108 461	53 525	15 419	1 362
8711	Engineering services	39	57 410	28 322	7 539	784
8712	Architectural services	20	47 770	23 997	7 623	541
8713	Surveying services	9	3 281	1 206	257	37
872	Accounting, auditing, and bookkeeping services	64	217 612	77 594	19 151	2 258
873 ex. 8733	Research, development, and testing services (except noncommercial research organizations)	14	14 915	5 117	1 200	155
8731	Commercial physical and biological research	2	(D)	(D)	(D)	BB
8732	Commercial economic, sociological, and educational research	2	(D)	(D)	(D)	AA
8734	Testing laboratories	10	(D)	(D)	(D)	CC
874	Management and public relations services	93	108 796	39 622	9 128	1 058
8741	Management services	29	56 905	20 318	4 682	594
8742	Management consulting services	43	42 256	14 167	3 178	310
8743	Public relations services	12	7 805	4 425	1 113	112
8744	Facilities support management services	—	—	—	—	—
8748	Business consulting services, n.e.c.	9	1 830	712	155	42
89	Services, n.e.c.	18	6 016	2 321	524	77
FARMINGTON HILLS						
	Total	1 240	1 137 182	432 988	95 470	13 118
70 ex. 704	Hotels, rooming houses, camps, and other lodging places (except membership lodging)	12	(D)	(D)	(D)	EE
7011	Hotels and motels	11	12 505	3 913	993	412
7011 pt.	Hotels	6	10 554	3 518	896	357
7011 pt.	Motels, motor hotels, and tourist courts	5	1 951	395	97	55
702, 3	Other lodging places	1	(D)	(D)	(D)	AA

Table 5. Summary Statistics for Firms Subject to Federal Income Tax for Places With 350 Establishments or More: 1992 — Con.

[Includes only establishments with payroll. For meaning of abbreviations and symbols, see introductory text. For explanation of terms and comparability of 1987 and 1992 censuses, see appendix A. For information on geographic areas followed by ▲, see appendix F.]

SIC code	Geographic area and kind of business or operation	Establishments (number)	Receipts (\$1,000)	Annual payroll (\$1,000)	First-quarter payroll (\$1,000)	Paid employees for pay period including March 12 (number)
FARMINGTON HILLS — Con.						
72	Personal services	89	21 322	7 803	1 759	575
721	Laundry, cleaning, and garment services	28	4 298	1 389	319	143
7211	Power laundries, family and commercial*	—	—	—	—	—
7213	Linen supply*	1	(D)	(D)	(D)	AA
7215	Coin-operated laundries and drycleaning	2	(D)	(D)	(D)	AA
7216	Drycleaning plants, except rug cleaning*	18	2 952	1 011	229	116
7217	Carpet and upholstery cleaning	4	725	179	32	9
7218	Industrial laundriers*	—	—	—	—	—
7212, 9	Other laundry, cleaning, and garment services*	3	(D)	(D)	(D)	AA
722	Photographic studios, portrait	5	1 415	355	80	34
723, 4	Beauty and barber shops	38	9 046	3 928	930	285
723	Beauty shops	38	9 046	3 928	930	285
724	Barber shops	—	—	—	—	—
725	Shoe repair shops and shoeshine parlors	—	—	—	—	—
726	Funeral service and crematories	2	(D)	(D)	(D)	AA
729	Miscellaneous personal services	16	(D)	(D)	(D)	BB
73	Business services	230	463 944	171 635	38 527	4 405
731	Advertising	25	32 481	6 155	1 428	157
732	Consumer credit reporting agencies, mercantile reporting agencies, and adjustment and collection agencies	3	(D)	(D)	(D)	BB
733	Mailing, reproduction, commercial art and photography, and stenographic services	32	12 158	3 662	839	130
734	Services to dwellings and other buildings	25	3 583	1 686	314	179
735	Miscellaneous equipment rental and leasing	9	9 816	1 840	314	44
736	Personnel supply services	22	14 132	9 185	1 748	539
737	Computer programming, data processing, and other computer related services	72	338 134	135 107	29 956	2 763
7371, 2, 3	Computer programming, prepackaged software, and integrated systems	48	271 091	111 894	24 308	2 110
7374, 5, 6	Data processing services	11	40 250	17 881	4 283	557
7377, 8, 9	Computer rental and leasing, maintenance, and related services, n.e.c.	13	26 793	5 332	1 365	96
738	Miscellaneous business services	42	(D)	(D)	(D)	FF
75	Automotive repair, services, and parking	64	21 103	5 890	1 465	326
751	Automotive rental and leasing, without drivers	4	(D)	(D)	(D)	AA
752	Automobile parking	1	(D)	(D)	(D)	AA
753	Automotive repair shops	46	16 574	4 766	1 184	218
7532	Top, body, and upholstery repair shops and paint shops	13	6 048	1 849	435	71
7538	General automotive repair shops	18	4 994	1 300	290	59
7533, 4, 6, 7, 9	Other automotive repair shops	15	5 532	1 617	459	88
754	Automotive services, except repair	13	2 897	843	215	88
76	Miscellaneous repair services	34	52 994	17 079	4 110	529
762	Electrical repair shops	16	28 768	9 393	2 278	289
7622	Radio and television repair shops	3	499	140	36	7
7623, 9	Other electrical and electronic repair shops	13	28 269	9 253	2 242	282
763	Watch, clock, and jewelry repair	2	(D)	(D)	(D)	AA
764	Reupholstery and furniture repair	1	(D)	(D)	(D)	AA
769	Miscellaneous repair and related services	15	23 989	7 619	1 823	237
78, 79, 84	Amusement and recreation services, including motion pictures and museums	65	34 738	9 193	2 122	502
781, 2	Motion picture production, distribution, and services	16	18 093	5 365	1 180	124
783	Motion picture theaters	1	(D)	(D)	(D)	BB
784	Video tape rental	9	2 038	315	82	50
792	Theatrical producers (except motion picture), bands, orchestras, and entertainers	8	2 701	647	99	17
793	Bowling centers	3	(D)	(D)	(D)	BB
79 ex. 792, 3, 84	Commercial sports and other amusement and recreation services, including museums	28	8 497	2 297	593	249
80	Health services	281	199 462	79 519	17 230	2 436
801	Offices and clinics of doctors of medicine	87	63 515	26 733	5 595	724
802	Offices and clinics of dentists	68	24 620	9 893	2 221	378
803	Offices and clinics of doctors of osteopathy	31	33 248	17 513	3 728	344
804	Offices and clinics of other health practitioners	58	14 008	5 145	1 124	215
805	Nursing and personal care facilities	1	(D)	(D)	(D)	CC
806	Hospitals	—	—	—	—	—
807, 8, 9	Other health services	36	(D)	(D)	(D)	FF
81	Legal services	136	64 728	32 045	5 933	666
823, 4, 9	Selected educational services	13	13 861	5 086	1 164	185
83	Social services	37	9 433	3 563	832	371
835	Child day care services	23	3 685	1 397	330	160
832, 3, 6, 9	Other social services	14	5 748	2 166	502	211

Table 5. Summary Statistics for Firms Subject to Federal Income Tax for Places With 350 Establishments or More: 1992 — Con.

[Includes only establishments with payroll. For meaning of abbreviations and symbols, see introductory text. For explanation of terms and comparability of 1987 and 1992 censuses, see appendix A. For information on geographic areas followed by ▲, see appendix F]

SIC code	Geographic area and kind of business or operation	Establishments (number)	Receipts (\$1,000)	Annual payroll (\$1,000)	First-quarter payroll (\$1,000)	Paid employees for pay period including March 12 (number)
FARMINGTON HILLS — Con.						
87 ex. 8733	Engineering, accounting, research, management, and related services (except noncommercial research organizations) -----	257	221 082	89 297	19 486	2 473
871	Engineering, architectural, and surveying services -----	73	74 335	30 564	6 686	665
872	Accounting, auditing, and bookkeeping services -----	102	42 782	21 279	4 299	547
873 ex. 8733	Research, development, and testing services (except noncommercial research organizations) -----	12	32 841	11 861	2 852	560
874	Management and public relations services -----	70	71 124	25 593	5 649	701
89	Services, n.e.c. -----	22	(D)	(D)	(D)	CC
FLINT (GENESEE COUNTY)						
	Total -----	1 049	587 302	278 216	65 876	11 164
70 ex. 704	Hotels, rooming houses, camps, and other lodging places (except membership lodging) -----	5	4 817	1 665	353	235
7011	Hotels and motels -----	5	4 817	1 665	353	235
7011 pt.	Hotels -----	3	(D)	(D)	(D)	CC
7011 pt.	Motels, motor hotels, and tourist courts -----	2	(D)	(D)	(D)	AA
702, 3	Other lodging places -----	—	—	—	—	—
72	Personal services -----	89	21 803	7 200	1 820	765
721	Laundry, cleaning, and garment services -----	33	9 971	3 166	769	282
7211	Power laundries, family and commercial* -----	—	—	—	—	—
7213	Linen supply* -----	—	—	—	—	—
7215	Coin-operated laundries and drycleaning -----	8	1 002	344	93	39
7216	Drycleaning plants, except rug cleaning* -----	15	5 002	1 825	437	166
7217	Carpet and upholstery cleaning -----	5	(D)	(D)	(D)	BB
7218	Industrial laundries* -----	1	(D)	(D)	(D)	BB
7212, 9	Other laundry, cleaning, and garment services* -----	4	(D)	(D)	(D)	AA
722	Photographic studios, portrait -----	7	1 445	368	78	41
723, 4	Beauty and barber shops -----	23	3 337	1 339	252	115
723	Beauty shops -----	19	(D)	(D)	(D)	BB
724	Barber shops -----	4	(D)	(D)	(D)	AA
725	Shoe repair shops and shoeshine parlors -----	4	323	112	19	9
726	Funeral service and crematories -----	4	2 750	559	112	29
729	Miscellaneous personal services -----	18	3 977	1 656	590	289
73	Business services -----	129	165 937	89 219	25 499	4 078
731	Advertising -----	3	2 834	895	201	30
732	Consumer credit reporting agencies, mercantile reporting agencies, and adjustment and collection agencies -----	4	(D)	(D)	(D)	BB
733	Mailing, reproduction, commercial art and photography, and stenographic services -----	20	10 394	2 789	649	159
734	Services to dwellings and other buildings -----	17	4 717	2 538	438	263
735	Miscellaneous equipment rental and leasing -----	12	7 844	1 104	265	67
736	Personnel supply services -----	18	16 212	12 713	2 765	1 050
737	Computer programming, data processing, and other computer related services -----	19	(D)	(D)	(D)	GG
7371, 2, 3	Computer programming, prepackaged software, and integrated systems -----	5	1 227	524	127	19
7374, 5, 6	Data processing services -----	13	(D)	(D)	(D)	GG
7377, 8, 9	Computer rental and leasing, maintenance, and related services, n.e.c. -----	1	(D)	(D)	(D)	AA
738	Miscellaneous business services -----	36	(D)	(D)	(D)	GG
75	Automotive repair, services, and parking -----	108	33 185	9 514	2 212	521
751	Automotive rental and leasing, without drivers -----	6	(D)	(D)	(D)	BB
752	Automobile parking -----	3	(D)	(D)	(D)	AA
753	Automotive repair shops -----	79	25 119	7 557	1 717	352
7532	Top, body, and upholstery repair shops and paint shops -----	29	11 208	3 501	829	158
7538	General automotive repair shops -----	26	5 932	1 690	373	80
7533, 4, 6, 7, 9	Other automotive repair shops -----	24	7 979	2 366	515	114
754	Automotive services, except repair -----	20	4 147	1 369	341	130
76	Miscellaneous repair services -----	35	17 900	6 257	1 471	423
762	Electrical repair shops -----	14	11 653	4 597	1 119	257
7622	Radio and television repair shops -----	5	1 382	464	125	29
7623, 9	Other electrical and electronic repair shops -----	9	10 271	4 133	994	228
763	Watch, clock, and jewelry repair -----	1	(D)	(D)	(D)	AA
764	Reupholstery and furniture repair -----	2	(D)	(D)	(D)	AA
769	Miscellaneous repair and related services -----	18	(D)	(D)	(D)	CC
78, 79, 84	Amusement and recreation services, including motion pictures and museums -----	39	12 210	2 846	638	323
781, 2	Motion picture production, distribution, and services -----	—	—	—	—	—
783	Motion picture theaters -----	2	(D)	(D)	(D)	BB
784	Video tape rental -----	15	4 253	799	197	121
792	Theatrical producers (except motion picture), bands, orchestras, and entertainers -----	1	(D)	(D)	(D)	AA
793	Bowling centers -----	4	(D)	(D)	(D)	BB
79 ex. 792, 3, 84	Commercial sports and other amusement and recreation services, including museums -----	17	4 447	1 195	253	88

Table 5. Summary Statistics for Firms Subject to Federal Income Tax for Places With 350 Establishments or More: 1992 — Con.

[Includes only establishments with payroll. For meaning of abbreviations and symbols, see introductory text. For explanation of terms and comparability of 1987 and 1992 censuses, see appendix A. For information on geographic areas followed by ▲, see appendix F.]

SIC code	Geographic area and kind of business or operation	Establishments (number)	Receipts (\$1,000)	Annual payroll (\$1,000)	First-quarter payroll (\$1,000)	Paid employees for pay period including March 12 (number)
FLINT (GENESEE COUNTY) — Con.						
80	Health services	363	216 474	109 792	22 003	3 062
801	Offices and clinics of doctors of medicine	187	107 475	61 142	11 575	1 007
802	Offices and clinics of dentists	62	26 793	12 167	2 554	467
803	Offices and clinics of doctors of osteopathy	34	21 003	11 428	2 242	228
804	Offices and clinics of other health practitioners	35	11 836	4 775	864	155
805	Nursing and personal care facilities	7	18 459	8 810	2 249	666
806	Hospitals	—	—	—	—	—
807, 8, 9	Other health services	38	30 908	11 470	2 519	539
81	Legal services	144	46 741	18 846	4 195	505
823, 4, 9	Selected educational services	10	(D)	(D)	(D)	BB
83	Social services	41	5 729	2 346	616	265
835	Child day care services	13	831	374	101	68
832, 3, 6, 9	Other social services	28	4 898	1 972	515	197
87 ex. 8733	Engineering, accounting, research, management, and related services (except noncommercial research organizations)	82	49 211	26 636	6 425	875
871	Engineering, architectural, and surveying services	19	24 877	16 222	4 009	447
872	Accounting, auditing, and bookkeeping services	42	12 871	5 664	1 370	248
873 ex. 8733	Research, development, and testing services (except noncommercial research organizations)	5	938	383	81	17
874	Management and public relations services	16	10 525	4 367	965	163
89	Services, n.e.c.	4	(D)	(D)	(D)	BB
FLINT TOWNSHIP (GENESEE COUNTY)						
	Total	381	214 125	104 138	21 912	4 303
70 ex. 704	Hotels, rooming houses, camps, and other lodging places (except membership lodging)	9	5 298	934	213	125
7011	Hotels and motels	8	(D)	(D)	(D)	CC
7011 pt.	Hotels	2	(D)	(D)	(D)	BB
7011 pt.	Motels, motor hotels, and tourist courts	6	(D)	(D)	(D)	BB
702, 3	Other lodging places	1	(D)	(D)	(D)	AA
72	Personal services	34	9 705	3 125	669	316
721	Laundry, cleaning, and garment services	6	4 291	1 260	281	115
7211	Power laundries, family and commercial*	—	—	—	—	—
7213	Linen supply*	—	—	—	—	—
7215	Coin-operated laundries and drycleaning	—	—	—	—	—
7216	Drycleaning plants, except rug cleaning*	3	(D)	(D)	(D)	BB
7217	Carpet and upholstery cleaning	1	(D)	(D)	(D)	AA
7218	Industrial launderers*	1	(D)	(D)	(D)	BB
7212, 9	Other laundry, cleaning, and garment services*	1	(D)	(D)	(D)	AA
722	Photographic studios, portrait	2	(D)	(D)	(D)	AA
723, 4	Beauty and barber shops	17	2 433	991	203	76
723	Beauty shops	17	2 433	991	203	76
724	Barber shops	—	—	—	—	—
725	Shoe repair shops and shoeshine parlors	1	(D)	(D)	(D)	AA
726	Funeral service and crematories	—	—	—	—	—
729	Miscellaneous personal services	8	(D)	(D)	(D)	CC
73	Business services	46	40 363	21 798	4 920	1 034
731	Advertising	4	1 108	404	96	19
732	Consumer credit reporting agencies, mercantile reporting agencies, and adjustment and collection agencies	2	(D)	(D)	(D)	AA
733	Mailing, reproduction, commercial art and photography, and stenographic services	2	(D)	(D)	(D)	AA
734	Services to dwellings and other buildings	6	875	421	103	63
735	Miscellaneous equipment rental and leasing	3	1 506	332	72	12
736	Personnel supply services	12	18 796	11 820	2 224	650
737	Computer programming, data processing, and other computer related services	9	12 645	6 390	1 877	179
7371, 2, 3	Computer programming, prepackaged software, and integrated systems	4	(D)	(D)	(D)	BB
7374, 5, 6	Data processing services	4	(D)	(D)	(D)	BB
7377, 8, 9	Computer rental and leasing, maintenance, and related services, n.e.c.	1	(D)	(D)	(D)	AA
738	Miscellaneous business services	8	4 057	1 858	415	80
75	Automotive repair, services, and parking	42	17 396	4 087	905	284
751	Automotive rental and leasing, without drivers	4	(D)	(D)	(D)	BB
752	Automobile parking	1	(D)	(D)	(D)	AA
753	Automotive repair shops	28	12 705	3 021	638	166
7532	Top, body, and upholstery repair shops and paint shops	7	3 244	461	104	40
7538	General automotive repair shops	9	3 746	1 010	234	50
7533, 4, 6, 7, 9	Other automotive repair shops	12	5 715	1 550	300	76
754	Automotive services, except repair	9	2 923	747	201	90

Table 5. Summary Statistics for Firms Subject to Federal Income Tax for Places With 350 Establishments or More: 1992 — Con.

[Includes only establishments with payroll. For meaning of abbreviations and symbols, see introductory text. For explanation of terms and comparability of 1987 and 1992 censuses, see appendix A. For information on geographic areas followed by ▲, see appendix F]

SIC code	Geographic area and kind of business or operation	Establishments (number)	Receipts (\$1,000)	Annual payroll (\$1,000)	First-quarter payroll (\$1,000)	Paid employees for pay period including March 12 (number)
FLINT TOWNSHIP (GENESEE COUNTY) — Con.						
76	Miscellaneous repair services -----	8	2 210	710	174	29
762	Electrical repair shops -----	3	(D)	(D)	(D)	AA
7622	Radio and television repair shops -----	2	(D)	(D)	(D)	AA
7623, 9	Other electrical and electronic repair shops -----	1	(D)	(D)	(D)	AA
763	Watch, clock, and jewelry repair -----	1	(D)	(D)	(D)	AA
764	Reupholstery and furniture repair -----	—	—	—	—	—
769	Miscellaneous repair and related services -----	4	(D)	(D)	(D)	AA
78, 79, 84	Amusement and recreation services, including motion pictures and museums -----	22	11 180	3 327	772	226
781, 2	Motion picture production, distribution, and services -----	1	(D)	(D)	(D)	AA
783	Motion picture theaters -----	1	(D)	(D)	(D)	BB
784	Video tape rental -----	5	(D)	(D)	(D)	BB
792	Theatrical producers (except motion picture), bands, orchestras, and entertainers -----	1	(D)	(D)	(D)	AA
793	Bowling centers -----	3	3 051	896	261	105
79 ex. 792, 3, 84	Commercial sports and other amusement and recreation services, including museums -----	11	3 679	922	189	66
80	Health services -----	153	104 715	58 698	11 603	1 838
801	Offices and clinics of doctors of medicine -----	56	46 643	30 716	5 352	529
802	Offices and clinics of dentists -----	31	14 856	7 286	1 655	243
803	Offices and clinics of doctors of osteopathy -----	25	13 061	7 584	1 413	174
804	Offices and clinics of other health practitioners -----	19	7 379	2 287	548	131
805	Nursing and personal care facilities -----	2	(D)	(D)	(D)	EE
806	Hospitals -----	—	—	—	—	—
807, 8, 9	Other health services -----	20	(D)	(D)	(D)	EE
81	Legal services -----	19	4 403	2 382	375	56
823, 4, 9	Selected educational services -----	6	(D)	(D)	(D)	BB
83	Social services -----	7	(D)	(D)	(D)	BB
835	Child day care services -----	5	426	199	46	31
832, 3, 6, 9	Other social services -----	2	(D)	(D)	(D)	AA
87 ex. 8733	Engineering, accounting, research, management, and related services (except noncommercial research organizations) -----	34	15 823	8 310	2 073	300
871	Engineering, architectural, and surveying services -----	7	(D)	(D)	(D)	BB
872	Accounting, auditing, and bookkeeping services -----	18	8 117	3 974	1 076	195
873 ex. 8733	Research, development, and testing services (except noncommercial research organizations) -----	2	(D)	(D)	(D)	AA
874	Management and public relations services -----	7	4 036	2 595	603	40
89	Services, n.e.c. -----	1	(D)	(D)	(D)	AA
GRAND RAPIDS						
	Total -----	1 972	1 418 550	582 246	125 536	24 342
70 ex. 704	Hotels, rooming houses, camps, and other lodging places (except membership lodging) -----	22	(D)	(D)	(D)	GG
7011	Hotels and motels -----	20	55 091	18 780	4 686	1 856
7011 pt.	Hotels -----	9	42 072	15 752	3 945	1 366
7011 pt.	Motels, motor hotels, and tourist courts -----	11	13 019	3 028	741	490
702, 3	Other lodging places -----	2	(D)	(D)	(D)	AA
72	Personal services -----	194	49 396	17 124	4 008	1 460
721	Laundry, cleaning, and garment services -----	57	18 656	7 107	1 653	542
7211	Power laundries, family and commercial* -----	2	(D)	(D)	(D)	AA
7213	Linen supply* -----	3	(D)	(D)	(D)	CC
7215	Coin-operated laundries and drycleaning -----	19	3 460	1 057	254	103
7216	Drycleaning plants, except rug cleaning* -----	19	3 282	1 056	234	111
7217	Carpet and upholstery cleaning -----	6	1 042	513	110	56
7218	Industrial laundriers* -----	2	(D)	(D)	(D)	AA
7212, 9	Other laundry, cleaning, and garment services* -----	6	2 042	933	233	83
722	Photographic studios, portrait -----	10	3 285	813	159	43
723, 4	Beauty and barber shops -----	77	13 333	5 728	1 317	519
723	Beauty shops -----	75	(D)	(D)	(D)	FF
724	Barber shops -----	2	(D)	(D)	(D)	AA
725	Shoe repair shops and shoeshine parlors -----	3	225	55	13	6
726	Funeral service and crematories -----	15	8 581	2 023	490	99
729	Miscellaneous personal services -----	32	5 316	1 398	376	251

Table 5. Summary Statistics for Firms Subject to Federal Income Tax for Places With 350 Establishments or More: 1992 — Con.

[Includes only establishments with payroll. For meaning of abbreviations and symbols, see introductory text. For explanation of terms and comparability of 1987 and 1992 censuses, see appendix A. For information on geographic areas followed by ▲, see appendix F]

SIC code	Geographic area and kind of business or operation	Establishments (number)	Receipts (\$1,000)	Annual payroll (\$1,000)	First-quarter payroll (\$1,000)	Paid employees for pay period including March 12 (number)
GRAND RAPIDS—Con.						
73	Business services	362	256 110	113 215	25 263	6 993
731	Advertising	44	32 316	14 792	3 112	396
732	Consumer credit reporting agencies, mercantile reporting agencies, and adjustment and collection agencies	8	7 548	3 065	664	113
733	Mailing, reproduction, commercial art and photography, and stenographic services	53	27 202	7 222	1 667	285
734	Services to dwellings and other buildings	51	18 499	11 054	2 640	1 369
735	Miscellaneous equipment rental and leasing	17	15 848	2 529	580	96
736	Personnel supply services	50	42 386	29 316	5 852	2 479
737	Computer programming, data processing, and other computer related services	62	54 399	19 031	4 541	550
7371, 2, 3	Computer programming, prepackaged software, and integrated systems	44	39 741	14 869	3 652	403
7374, 5, 6	Data processing services	6	5 261	1 484	368	87
7377, 8, 9	Computer rental and leasing, maintenance, and related services, n.e.c.	12	9 397	2 678	521	60
738	Miscellaneous business services	77	57 912	26 206	6 207	1 705
75	Automotive repair, services, and parking	165	134 713	25 214	6 092	1 268
751	Automotive rental and leasing, without drivers	11	(D)	(D)	(D)	EE
752	Automobile parking	6	(D)	(D)	(D)	AA
753	Automotive repair shops	117	48 407	13 177	3 085	562
7532	Top, body, and upholstery repair shops and paint shops	33	14 102	4 533	1 088	185
7538	General automotive repair shops	51	18 793	4 314	1 028	209
7533, 4, 6, 7, 9	Other automotive repair shops	33	15 512	4 330	969	168
754	Automotive services, except repair	31	8 543	2 597	684	300
76	Miscellaneous repair services	67	36 147	12 787	3 002	552
762	Electrical repair shops	25	16 243	7 427	1 794	315
7622	Radio and television repair shops	4	2 221	915	227	29
7623, 9	Other electrical and electronic repair shops	21	14 022	6 512	1 567	286
763	Watch, clock, and jewelry repair	2	(D)	(D)	(D)	BB
764	Reupholstery and furniture repair	8	1 894	547	138	35
769	Miscellaneous repair and related services	32	(D)	(D)	(D)	CC
78, 79, 84	Amusement and recreation services, including motion pictures and museums	95	42 891	10 813	2 414	956
781, 2	Motion picture production, distribution, and services	18	11 732	3 539	739	106
783	Motion picture theaters	4	(D)	(D)	(D)	BB
784	Video tape rental	12	5 377	994	204	110
792	Theatrical producers (except motion picture), bands, orchestras, and entertainers	6	(D)	(D)	(D)	BB
793	Bowling centers	11	5 028	1 629	465	236
79 ex. 792, 3; 84	Commercial sports and other amusement and recreation services, including museums	44	14 542	2 965	542	378
80	Health services	539	377 369	197 177	36 936	5 094
801	Offices and clinics of doctors of medicine	218	217 360	129 719	23 092	2 064
802	Offices and clinics of dentists	147	45 894	18 563	4 040	810
803	Offices and clinics of doctors of osteopathy	48	19 979	11 214	1 659	186
804	Offices and clinics of other health practitioners	68	17 433	5 696	1 168	231
805	Nursing and personal care facilities	9	16 594	7 489	1 775	563
806	Hospitals	1	(D)	(D)	(D)	CC
807, 8, 9	Other health services	48	(D)	(D)	(D)	GG
81	Legal services	196	197 059	72 956	16 294	1 931
823, 4, 9	Selected educational services	10	3 085	941	203	48
83	Social services	44	29 017	11 785	2 680	967
835	Child day care services	12	1 963	965	231	100
832, 3, 6, 9	Other social services	32	27 054	10 820	2 449	867
87 ex. 8733	Engineering, accounting, research, management, and related services (except noncommercial research organizations)	265	232 271	98 768	23 313	3 131
871	Engineering, architectural, and surveying services	74	83 006	38 327	8 958	1 028
872	Accounting, auditing, and bookkeeping services	83	74 537	33 460	8 278	1 111
873 ex. 8733	Research, development, and testing services (except noncommercial research organizations)	10	7 418	3 544	824	206
874	Management and public relations services	98	67 310	23 437	5 253	786
89	Services, n.e.c.	13	(D)	(D)	(D)	BB

Table 5. Summary Statistics for Firms Subject to Federal Income Tax for Places With 350 Establishments or More: 1992 — Con.

[Includes only establishments with payroll. For meaning of abbreviations and symbols, see introductory text. For explanation of terms and comparability of 1987 and 1992 censuses, see appendix A. For information on geographic areas followed by ▲, see appendix F]

SIC code	Geographic area and kind of business or operation	Establishments (number)	Receipts (\$1,000)	Annual payroll (\$1,000)	First-quarter payroll (\$1,000)	Paid employees for pay period including March 12 (number)
HOLLAND ▲						
	Total	392	203 613	87 569	18 577	5 129
70 ex. 704	Hotels, rooming houses, camps, and other lodging places (except membership lodging)	10	9 323	2 178	489	267
7011	Hotels and motels	9	(D)	(D)	(D)	EE
7011 pt.	Hotels	3	(D)	(D)	(D)	CC
7011 pt.	Motels, motor hotels, and tourist courts	6	(D)	(D)	(D)	BB
702, 3	Other lodging places	1	(D)	(D)	(D)	AA
72	Personal services	45	12 525	4 596	1 082	365
721	Laundry, cleaning, and garment services	11	5 630	2 047	499	125
7211	Power laundries, family and commercial*	—	—	—	—	—
7213	Linen supply*	—	—	—	—	—
7215	Coin-operated laundries and drycleaning	3	(D)	(D)	(D)	AA
7216	Drycleaning plants, except rug cleaning*	5	1 249	303	90	35
7217	Carpet and upholstery cleaning	1	(D)	(D)	(D)	AA
7218	Industrial laundriers*	1	(D)	(D)	(D)	BB
7212, 9	Other laundry, cleaning, and garment services*	1	(D)	(D)	(D)	AA
722	Photographic studios, portrait	4	746	170	38	15
723, 4	Beauty and barber shops	22	3 242	1 500	361	164
723	Beauty shops	22	3 242	1 500	361	164
724	Barber shops	—	—	—	—	—
725	Shoe repair shops and shoeshine parlors	—	—	—	—	—
726	Funeral service and crematories	3	(D)	(D)	(D)	BB
729	Miscellaneous personal services	5	(D)	(D)	(D)	BB
73	Business services	66	46 737	25 984	5 019	1 877
731	Advertising	3	(D)	(D)	(D)	AA
732	Consumer credit reporting agencies, mercantile reporting agencies, and adjustment and collection agencies	2	(D)	(D)	(D)	BB
733	Mailing, reproduction, commercial art and photography, and stenographic services	5	388	127	32	8
734	Services to dwellings and other buildings	14	2 011	1 160	111	55
735	Miscellaneous equipment rental and leasing	6	2 528	866	183	42
736	Personnel supply services	12	28 618	19 625	3 799	1 593
737	Computer programming, data processing, and other computer related services	9	6 100	2 549	572	74
7371, 2, 3	Computer programming, prepackaged software, and integrated systems	7	(D)	(D)	(D)	BB
7374, 5, 6	Data processing services	2	(D)	(D)	(D)	BB
7377, 8, 9	Computer rental and leasing, maintenance, and related services, n.e.c.	—	—	—	—	—
738	Miscellaneous business services	15	4 357	958	210	67
75	Automotive repair, services, and parking	47	16 320	3 345	759	175
751	Automotive rental and leasing, without drivers	3	(D)	(D)	(D)	AA
752	Automobile parking	—	—	—	—	—
753	Automotive repair shops	36	10 046	2 521	544	121
7532	Top, body, and upholstery repair shops and paint shops	11	2 266	403	103	26
7538	General automotive repair shops	11	2 284	488	103	29
7533, 4, 6, 7, 9	Other automotive repair shops	14	5 496	1 630	338	66
754	Automotive services, except repair	8	(D)	(D)	(D)	BB
76	Miscellaneous repair services	22	9 763	1 742	439	90
762	Electrical repair shops	5	2 890	505	118	22
7622	Radio and television repair shops	2	(D)	(D)	(D)	AA
7623, 9	Other electrical and electronic repair shops	3	(D)	(D)	(D)	AA
763	Watch, clock, and jewelry repair	1	(D)	(D)	(D)	AA
764	Reupholstery and furniture repair	3	(D)	(D)	(D)	AA
769	Miscellaneous repair and related services	13	6 078	1 157	302	62
78, 79, 84	Amusement and recreation services, including motion pictures and museums	24	10 594	3 386	877	413
781, 2	Motion picture production, distribution, and services	—	—	—	—	—
783	Motion picture theaters	2	(D)	(D)	(D)	BB
784	Video tape rental	8	2 650	1 462	432	146
792	Theatrical producers (except motion picture), bands, orchestras, and entertainers	3	—	—	—	—
793	Bowling centers	—	(D)	(D)	(D)	BB
79 ex. 792, 3, 84	Commercial sports and other amusement and recreation services, including museums	11	3 946	1 296	272	171
80	Health services	97	60 254	28 298	5 967	1 207
801	Offices and clinics of doctors of medicine	38	29 269	15 217	3 104	390
802	Offices and clinics of dentists	26	10 206	3 749	739	164
803	Offices and clinics of doctors of osteopathy	1	(D)	(D)	(D)	AA
804	Offices and clinics of other health practitioners	21	6 550	2 752	560	113
805	Nursing and personal care facilities	3	(D)	(D)	(D)	EE
806	Hospitals	—	—	—	—	—
807, 8, 9	Other health services	8	6 004	2 817	637	208
81	Legal services	17	7 123	4 187	810	99
823, 4, 9	Selected educational services	—	—	—	—	—

Table 5. Summary Statistics for Firms Subject to Federal Income Tax for Places With 350 Establishments or More: 1992 — Con.

[Includes only establishments with payroll. For meaning of abbreviations and symbols, see introductory text. For explanation of terms and comparability of 1987 and 1992 censuses, see appendix A. For information on geographic areas followed by ▲, see appendix F]

SIC code	Geographic area and kind of business or operation	Establishments (number)	Receipts (\$1,000)	Annual payroll (\$1,000)	First-quarter payroll (\$1,000)	Paid employees for pay period including March 12 (number)
HOLLAND ▲—Con.						
83	Social services	13	(D)	(D)	(D)	CC
835	Child day care services	8	494	260	63	30
832, 3, 6, 9	Other social services	5	(D)	(D)	(D)	CC
87 ex. 8733	Engineering, accounting, research, management, and related services (except noncommercial research organizations)	49	21 708	10 700	2 761	374
871	Engineering, architectural, and surveying services	13	7 279	3 543	801	118
872	Accounting, auditing, and bookkeeping services	14	(D)	(D)	(D)	BB
873 ex. 8733	Research, development, and testing services (except noncommercial research organizations)	3	(D)	(D)	(D)	BB
874	Management and public relations services	19	8 201	4 656	1 271	149
89	Services, n.e.c.	2	(D)	(D)	(D)	BB
JACKSON						
	Total	438	207 121	92 634	18 782	4 069
70 ex. 704	Hotels, rooming houses, camps, and other lodging places (except membership lodging)	6	(D)	(D)	(D)	BB
7011	Hotels and motels	5	(D)	(D)	(D)	BB
7011 pt.	Hotels	—	—	—	—	—
7011 pt.	Motels, motor hotels, and tourist courts	5	(D)	(D)	(D)	BB
702, 3	Other lodging places	1	(D)	(D)	(D)	AA
72	Personal services	48	13 147	4 081	988	357
721	Laundry, cleaning, and garment services	17	6 797	1 708	404	143
7211	Power laundries, family and commercial*	1	(D)	(D)	(D)	AA
7213	Linen supply*	1	(D)	(D)	(D)	AA
7215	Coin-operated laundries and drycleaning	5	852	291	75	37
7216	Drycleaning plants, except rug cleaning*	7	1 607	613	139	66
7217	Carpet and upholstery cleaning	1	(D)	(D)	(D)	AA
7218	Industrial launderers*	1	(D)	(D)	(D)	AA
7212, 9	Other laundry, cleaning, and garment services*	1	(D)	(D)	(D)	AA
722	Photographic studios, portrait	3	656	153	35	19
723, 4	Beauty and barber shops	14	2 079	965	235	83
723	Beauty shops	14	2 079	965	235	83
724	Barber shops	—	—	—	—	—
725	Shoe repair shops and shoeshine parlors	1	(D)	(D)	(D)	AA
726	Funeral service and crematories	3	2 266	815	196	50
729	Miscellaneous personal services	10	(D)	(D)	(D)	BB
73	Business services	61	37 163	19 064	4 075	1 377
731	Advertising	6	2 479	724	167	25
732	Consumer credit reporting agencies, mercantile reporting agencies, and adjustment and collection agencies	3	1 490	659	121	28
733	Mailing, reproduction, commercial art and photography, and stenographic services	7	1 298	398	115	23
734	Services to dwellings and other buildings	12	2 540	1 208	283	169
735	Miscellaneous equipment rental and leasing	4	3 150	529	130	28
736	Personnel supply services	7	14 152	9 827	1 987	774
737	Computer programming, data processing, and other computer related services	6	3 727	1 248	303	41
7371, 2, 3	Computer programming, prepackaged software, and integrated systems	3	(D)	(D)	(D)	AA
7374, 5, 6	Data processing services	2	(D)	(D)	(D)	BB
7377, 8, 9	Computer rental and leasing, maintenance, and related services, n.e.c.	1	(D)	(D)	(D)	AA
738	Miscellaneous business services	16	8 327	4 471	969	289
75	Automotive repair, services, and parking	38	11 157	2 445	591	177
751	Automotive rental and leasing, without drivers	1	(D)	(D)	(D)	AA
752	Automobile parking	1	(D)	(D)	(D)	AA
753	Automotive repair shops	25	8 106	1 833	435	108
7532	Top, body, and upholstery repair shops and paint shops	3	(D)	(D)	(D)	BB
7538	General automotive repair shops	13	2 938	560	139	39
7533, 4, 6, 7, 9	Other automotive repair shops	9	(D)	(D)	(D)	BB
754	Automotive services, except repair	11	(D)	(D)	(D)	BB
76	Miscellaneous repair services	27	11 913	3 576	776	167
762	Electrical repair shops	2	(D)	(D)	(D)	BB
7622	Radio and television repair shops	—	—	—	—	—
7623, 9	Other electrical and electronic repair shops	2	(D)	(D)	(D)	BB
763	Watch, clock, and jewelry repair	2	(D)	(D)	(D)	AA
764	Reupholstery and furniture repair	1	(D)	(D)	(D)	AA
769	Miscellaneous repair and related services	22	(D)	(D)	(D)	CC

Table 5. Summary Statistics for Firms Subject to Federal Income Tax for Places With 350 Establishments or More: 1992 — Con.

[Includes only establishments with payroll. For meaning of abbreviations and symbols, see introductory text. For explanation of terms and comparability of 1987 and 1992 censuses, see appendix A. For information on geographic areas followed by ▲, see appendix F]

SIC code	Geographic area and kind of business or operation	Establishments (number)	Receipts (\$1,000)	Annual payroll (\$1,000)	First-quarter payroll (\$1,000)	Paid employees for pay period including March 12 (number)
JACKSON—Con.						
78, 79, 84	Amusement and recreation services, including motion pictures and museums	14	10 079	2 569	442	188
781, 2	Motion picture production, distribution, and services	1	(D)	(D)	(D)	AA
783	Motion picture theaters	2	(D)	(D)	(D)	BB
784	Video tape rental	1	(D)	(D)	(D)	AA
792	Theatrical producers (except motion picture), bands, orchestras, and entertainers	1	—	—	—	—
793	Bowling centers	1	(D)	(D)	(D)	AA
79 ex. 792, 3; 84	Commercial sports and other amusement and recreation services, including museums	9	6 707	2 093	345	141
80	Health services	150	81 607	41 077	8 056	1 123
801	Offices and clinics of doctors of medicine	68	46 239	26 250	4 681	432
802	Offices and clinics of dentists	33	10 810	5 030	1 083	190
803	Offices and clinics of doctors of osteopathy	11	8 195	2 851	572	108
804	Offices and clinics of other health practitioners	23	7 235	3 071	696	91
805	Nursing and personal care facilities	4	(D)	(D)	(D)	CC
806	Hospitals	—	—	—	—	—
807, 8, 9	Other health services	11	(D)	(D)	(D)	CC
81	Legal services	37	12 658	5 862	1 238	187
823, 4, 9	Selected educational services	3	(D)	(D)	(D)	AA
83	Social services	15	2 982	1 452	359	90
835	Child day care services	—	—	—	—	—
832, 3, 6, 9	Other social services	15	2 982	1 452	359	90
87 ex. 8733	Engineering, accounting, research, management, and related services (except noncommercial research organizations)	39	22 794	11 784	2 101	312
871	Engineering, architectural, and surveying services	10	10 381	4 959	942	121
872	Accounting, auditing, and bookkeeping services	22	10 952	5 930	1 026	178
873 ex. 8733	Research, development, and testing services (except noncommercial research organizations)	—	—	—	—	—
874	Management and public relations services	7	1 461	895	133	13
89	Services, n.e.c.	—	—	—	—	—
KALAMAZOO (KALAMAZOO COUNTY)						
	Total	786	485 652	210 684	47 041	9 674
70 ex. 704	Hotels, rooming houses, camps, and other lodging places (except membership lodging)	15	17 734	5 335	1 392	590
7011	Hotels and motels	15	17 734	5 335	1 392	590
7011 pt.	Hotels	9	14 049	4 519	1 184	492
7011 pt.	Motels, motor hotels, and tourist courts	6	3 685	816	208	98
702, 3	Other lodging places	—	—	—	—	—
72	Personal services	80	25 939	9 604	2 264	754
721	Laundry, cleaning, and garment services	26	15 940	5 739	1 354	376
7211	Power laundries, family and commercial*	2	(D)	(D)	(D)	BB
7213	Linen supply*	—	—	—	—	—
7215	Coin-operated laundries and drycleaning	4	1 391	392	87	42
7216	Drycleaning plants, except rug cleaning*	9	2 505	1 025	246	95
7217	Carpet and upholstery cleaning	4	873	294	72	16
7218	Industrial laundriers*	3	(D)	(D)	(D)	CC
7212, 9	Other laundry, cleaning, and garment services*	4	(D)	(D)	(D)	BB
722	Photographic studios, portrait	5	826	198	48	29
723, 4	Beauty and barber shops	31	4 498	2 145	524	212
723	Beauty shops	31	4 498	2 145	524	212
724	Barber shops	—	—	—	—	—
725	Shoe repair shops and shoeshine parlors	2	(D)	(D)	(D)	AA
726	Funeral service and crematories	5	3 177	1 056	221	62
729	Miscellaneous personal services	11	(D)	(D)	(D)	BB
73	Business services	133	95 313	39 360	9 176	2 952
731	Advertising	11	13 122	6 558	1 624	166
732	Consumer credit reporting agencies, mercantile reporting agencies, and adjustment and collection agencies	3	(D)	(D)	(D)	BB
733	Mailing, reproduction, commercial art and photography, and stenographic services	22	7 932	2 785	644	123
734	Services to dwellings and other buildings	29	11 298	5 372	1 225	470
735	Miscellaneous equipment rental and leasing	9	6 884	1 548	399	67
736	Personnel supply services	18	16 681	11 690	2 409	1 589
737	Computer programming, data processing, and other computer related services	15	7 293	2 738	679	97
7371, 2, 3	Computer programming, prepackaged software, and integrated systems	10	5 769	2 208	573	75
7374, 5, 6	Data processing services	2	(D)	(D)	(D)	AA
7377, 8, 9	Computer rental and leasing, maintenance, and related services, n.e.c.	3	(D)	(D)	(D)	AA
738	Miscellaneous business services	26	(D)	(D)	(D)	EE

Table 5. Summary Statistics for Firms Subject to Federal Income Tax for Places With 350 Establishments or More: 1992 — Con.

[Includes only establishments with payroll. For meaning of abbreviations and symbols, see introductory text. For explanation of terms and comparability of 1987 and 1992 censuses, see appendix A. For information on geographic areas followed by ▲, see appendix F]

SIC code	Geographic area and kind of business or operation	Establishments (number)	Receipts (\$1,000)	Annual payroll (\$1,000)	First-quarter payroll (\$1,000)	Paid employees for pay period including March 12 (number)
KALAMAZOO (KALAMAZOO COUNTY) — Con.						
75	Automotive repair, services, and parking	78	28 476	7 717	1 829	426
751	Automotive rental and leasing, without drivers	7	(D)	(D)	(D)	BB
752	Automobile parking	2	(D)	(D)	(D)	AA
753	Automotive repair shops	54	18 353	5 371	1 302	252
7532	Top, body, and upholstery repair shops and paint shops	14	5 291	1 675	419	81
7538	General automotive repair shops	27	8 433	2 376	561	111
7533, 4, 6, 7, 9	Other automotive repair shops	13	4 629	1 320	322	60
754	Automotive services, except repair	15	3 955	1 267	300	107
76	Miscellaneous repair services	29	22 052	7 702	1 814	376
762	Electrical repair shops	6	4 509	1 732	388	126
7622	Radio and television repair shops	3	(D)	(D)	(D)	AA
7623, 9	Other electrical and electronic repair shops	3	(D)	(D)	(D)	CC
763	Watch, clock, and jewelry repair	1	(D)	(D)	(D)	AA
764	Reupholstery and furniture repair	3	(D)	(D)	(D)	AA
769	Miscellaneous repair and related services	19	16 996	5 829	1 393	238
78, 79, 84	Amusement and recreation services, including motion pictures and museums	46	22 719	4 602	1 124	617
781, 2	Motion picture production, distribution, and services	3	(D)	(D)	(D)	AA
783	Motion picture theaters	3	2 915	469	115	63
784	Video tape rental	7	(D)	(D)	(D)	BB
792	Theatrical producers (except motion picture), bands, orchestras, and entertainers	4	2 152	512	146	49
793	Bowling centers	5	3 462	805	242	109
79 ex. 792, 3; 84	Commercial sports and other amusement and recreation services, including museums	24	11 028	2 047	428	329
80	Health services	195	156 629	84 387	17 576	2 288
801	Offices and clinics of doctors of medicine	87	107 249	62 939	12 828	990
802	Offices and clinics of dentists	59	18 331	7 712	1 598	311
803	Offices and clinics of doctors of osteopathy	—	—	—	—	—
804	Offices and clinics of other health practitioners	35	9 573	3 541	748	162
805	Nursing and personal care facilities	2	(D)	(D)	(D)	EE
806	Hospitals	—	—	—	—	—
807, 8, 9	Other health services	12	(D)	(D)	(D)	FF
81	Legal services	90	51 295	23 027	4 883	569
823, 4, 9	Selected educational services	5	715	171	50	8
83	Social services	14	3 412	1 613	400	155
835	Child day care services	5	866	582	152	47
832, 3, 6, 9	Other social services	9	2 546	1 031	248	108
87 ex. 8733	Engineering, accounting, research, management, and related services (except noncommercial research organizations)	93	51 863	24 121	5 932	845
871	Engineering, architectural, and surveying services	25	17 496	8 599	2 352	306
872	Accounting, auditing, and bookkeeping services	36	20 450	8 751	2 072	313
873 ex. 8733	Research, development, and testing services (except noncommercial research organizations)	5	(D)	(D)	(D)	BB
874	Management and public relations services	27	(D)	(D)	(D)	CC
89	Services, n.e.c.	8	9 505	3 045	601	94
LANSING ▲						
	Total	986	631 614	269 162	58 679	11 486
70 ex. 704	Hotels, rooming houses, camps, and other lodging places (except membership lodging)	16	27 064	7 977	1 889	838
7011	Hotels and motels	16	27 064	7 977	1 889	838
7011 pt.	Hotels	5	20 525	6 377	1 520	643
7011 pt.	Motels, motor hotels, and tourist courts	11	6 539	1 600	369	195
702, 3	Other lodging places	—	—	—	—	—
72	Personal services	98	22 709	8 944	2 277	749
721	Laundry, cleaning, and garment services	31	9 742	3 993	974	306
7211	Power laundries, family and commercial*	—	—	—	—	—
7213	Linen supply*	4	(D)	(D)	(D)	BB
7215	Coin-operated laundries and drycleaning	10	1 261	356	79	48
7216	Drycleaning plants, except rug cleaning*	7	3 616	2 157	540	168
7217	Carpet and upholstery cleaning	4	(D)	(D)	(D)	AA
7218	Industrial launderers*	—	—	—	—	—
7212, 9	Other laundry, cleaning, and garment services*	6	(D)	(D)	(D)	BB
722	Photographic studios, portrait	7	1 387	335	73	39
723, 4	Beauty and barber shops	35	5 235	2 115	492	234
723	Beauty shops	33	(D)	(D)	(D)	CC
724	Barber shops	2	(D)	(D)	(D)	AA
725	Shoe repair shops and shoeshine parlors	3	(D)	(D)	(D)	AA
726	Funeral service and crematories	6	4 117	1 739	511	76
729	Miscellaneous personal services	16	(D)	(D)	(D)	BB

Table 5. Summary Statistics for Firms Subject to Federal Income Tax for Places With 350 Establishments or More: 1992 — Con.

[Includes only establishments with payroll. For meaning of abbreviations and symbols, see introductory text. For explanation of terms and comparability of 1987 and 1992 censuses, see appendix A. For information on geographic areas followed by ▲, see appendix F]

SIC code	Geographic area and kind of business or operation	Establishments (number)	Receipts (\$1,000)	Annual payroll (\$1,000)	First-quarter payroll (\$1,000)	Paid employees for pay period including March 12 (number)
LANSING ▲—Con.						
73	Business services	176	113 820	47 689	11 732	3 282
731	Advertising	12	5 193	2 269	568	88
732	Consumer credit reporting agencies, mercantile reporting agencies, and adjustment and collection agencies	6	(D)	(D)	(D)	CC
733	Mailing, reproduction, commercial art and photography, and stenographic services	18	4 616	1 688	264	126
734	Services to dwellings and other buildings	38	9 240	4 712	1 135	590
735	Miscellaneous equipment rental and leasing	20	16 251	3 693	947	157
736	Personnel supply services	14	17 504	12 735	2 709	1 018
737	Computer programming, data processing, and other computer related services	29	28 133	11 336	3 036	444
7371, 2, 3	Computer programming, prepackaged software, and integrated systems	12	(D)	(D)	(D)	BB
7374, 5, 6	Data processing services	11	15 833	8 081	2 311	322
7377, 8, 9	Computer rental and leasing, maintenance, and related services, n.e.c.	6	(D)	(D)	(D)	BB
738	Miscellaneous business services	39	(D)	(D)	(D)	FF
75	Automotive repair, services, and parking	115	45 029	10 768	2 787	677
751	Automotive rental and leasing, without drivers	12	14 363	2 639	530	157
752	Automobile parking	4	(D)	(D)	(D)	AA
753	Automotive repair shops	74	21 747	5 511	1 350	316
7532	Top, body, and upholstery repair shops and paint shops	14	4 654	1 029	263	64
7538	General automotive repair shops	28	6 511	1 704	398	93
7533, 4, 6, 7, 9	Other automotive repair shops	32	10 582	2 778	689	159
754	Automotive services, except repair	25	(D)	(D)	(D)	CC
76	Miscellaneous repair services	36	13 692	5 516	1 296	258
762	Electrical repair shops	18	5 605	2 318	572	110
7622	Radio and television repair shops	5	530	171	41	11
7623, 9	Other electrical and electronic repair shops	13	5 075	2 147	531	99
763	Watch, clock, and jewelry repair	1	(D)	(D)	(D)	AA
764	Reupholstery and furniture repair	3	(D)	(D)	(D)	AA
769	Miscellaneous repair and related services	14	7 768	3 135	709	140
78, 79, 84	Amusement and recreation services, including motion pictures and museums	35	31 572	5 478	1 370	446
781, 2	Motion picture production, distribution, and services	3	476	154	21	6
783	Motion picture theaters	3	(D)	(D)	(D)	AA
784	Video tape rental	6	2 872	492	122	76
792	Theatrical producers (except motion picture), bands, orchestras, and entertainers	1	(D)	(D)	(D)	AA
793	Bowling centers	4	3 575	1 037	284	106
79 ex. 792, 3; 84	Commercial sports and other amusement and recreation services, including museums	18	24 119	3 636	904	231
80	Health services	238	171 465	86 001	17 347	2 576
801	Offices and clinics of doctors of medicine	91	76 523	43 887	8 989	941
802	Offices and clinics of dentists	57	24 558	11 848	2 306	348
803	Offices and clinics of doctors of osteopathy	28	10 203	5 187	1 080	123
804	Offices and clinics of other health practitioners	25	7 781	2 047	445	99
805	Nursing and personal care facilities	3	(D)	(D)	(D)	EE
806	Hospitals	—	—	—	—	—
807, 8, 9	Other health services	34	(D)	(D)	(D)	FF
81	Legal services	114	91 689	47 954	9 198	961
823, 4, 9	Selected educational services	4	(D)	(D)	(D)	BB
83	Social services	30	4 153	2 040	490	178
835	Child day care services	13	1 600	749	180	93
832, 3, 6, 9	Other social services	17	2 553	1 291	310	85
87 ex. 8733	Engineering, accounting, research, management, and related services (except noncommercial research organizations)	117	104 808	44 805	9 918	1 435
871	Engineering, architectural, and surveying services	26	45 274	20 311	4 837	694
872	Accounting, auditing, and bookkeeping services	36	14 818	6 663	1 643	286
873 ex. 8733	Research, development, and testing services (except noncommercial research organizations)	9	6 143	2 327	483	89
874	Management and public relations services	46	38 573	15 504	2 955	366
89	Services, n.e.c.	7	(D)	(D)	(D)	BB

Table 5. Summary Statistics for Firms Subject to Federal Income Tax for Places With 350 Establishments or More: 1992 — Con.

[Includes only establishments with payroll. For meaning of abbreviations and symbols, see introductory text. For explanation of terms and comparability of 1987 and 1992 censuses, see appendix A. For information on geographic areas followed by ▲, see appendix F]

SIC code	Geographic area and kind of business or operation	Establishments (number)	Receipts (\$1,000)	Annual payroll (\$1,000)	First-quarter payroll (\$1,000)	Paid employees for pay period including March 12 (number)
LIVONIA						
	Total	1 219	1 408 803	456 608	96 053	19 646
70 ex. 704	Hotels, rooming houses, camps, and other lodging places (except membership lodging)	11	20 065	5 803	1 376	497
7011	Hotels and motels	11	20 065	5 803	1 376	497
7011 pt.	Hotels	4	16 024	4 770	1 126	407
7011 pt.	Motels, motor hotels, and tourist courts	7	4 041	1 033	250	90
702, 3	Other lodging places	—	—	—	—	—
72	Personal services	137	47 229	12 131	2 977	1 170
721	Laundry, cleaning, and garment services	28	24 494	3 788	883	229
7211	Power laundries, family and commercial*	1	(D)	(D)	(D)	AA
7213	Linen supply*	—	—	—	—	—
7215	Coin-operated laundries and drycleaning	3	(D)	(D)	(D)	BB
7216	Drycleaning plants, except rug cleaning*	15	(D)	(D)	(D)	BB
7217	Carpet and upholstery cleaning	3	329	97	14	6
7218	Industrial laundriers*	1	(D)	(D)	(D)	BB
7212, 9	Other laundry, cleaning, and garment services*	5	(D)	(D)	(D)	BB
722	Photographic studios, portrait	12	2 486	542	117	49
723, 4	Beauty and barber shops	62	9 916	4 357	1 004	366
723	Beauty shops	60	(D)	(D)	(D)	EE
724	Barber shops	2	(D)	(D)	(D)	AA
725	Shoe repair shops and shoeshine parlors	1	(D)	(D)	(D)	AA
726	Funeral service and crematories	7	3 960	1 126	239	76
729	Miscellaneous personal services	27	(D)	(D)	(D)	EE
73	Business services	260	412 681	156 903	32 309	8 334
731	Advertising	9	7 365	2 024	540	349
732	Consumer credit reporting agencies, mercantile reporting agencies, and adjustment and collection agencies	6	(D)	(D)	(D)	AA
733	Mailing, reproduction, commercial art and photography, and stenographic services	20	(D)	(D)	(D)	FF
734	Services to dwellings and other buildings	35	28 100	10 309	2 346	557
735	Miscellaneous equipment rental and leasing	14	19 509	4 658	1 115	230
736	Personnel supply services	44	60 005	44 795	9 867	3 591
737	Computer programming, data processing, and other computer related services	64	130 927	52 097	9 554	1 394
7371, 2, 3	Computer programming, prepackaged software, and integrated systems	34	59 179	29 019	3 720	341
7374, 5, 6	Data processing services	16	52 060	19 774	5 019	948
7377, 8, 9	Computer rental and leasing, maintenance, and related services, n.e.c.	14	19 688	3 304	815	105
738	Miscellaneous business services	68	(D)	(D)	(D)	GG
75	Automotive repair, services, and parking	68	74 339	12 894	2 837	570
751	Automotive rental and leasing, without drivers	8	(D)	(D)	(D)	EE
752	Automobile parking	—	—	—	—	—
753	Automotive repair shops	38	14 641	4 275	963	187
7532	Top, body, and upholstery repair shops and paint shops	8	5 069	1 698	380	65
7538	General automotive repair shops	13	4 380	1 164	256	60
7533, 4, 6, 7, 9	Other automotive repair shops	17	5 192	1 413	327	62
754	Automotive services, except repair	22	(D)	(D)	(D)	CC
76	Miscellaneous repair services	54	77 291	27 573	6 408	899
762	Electrical repair shops	17	57 689	21 361	4 847	670
7622	Radio and television repair shops	4	(D)	(D)	(D)	BB
7623, 9	Other electrical and electronic repair shops	13	(D)	(D)	(D)	FF
763	Watch, clock, and jewelry repair	4	268	75	23	16
764	Reupholstery and furniture repair	6	2 626	1 032	215	48
769	Miscellaneous repair and related services	27	16 708	5 105	1 323	165
78, 79, 84	Amusement and recreation services, including motion pictures and museums	55	314 748	31 714	6 349	1 786
781, 2	Motion picture production, distribution, and services	10	(D)	(D)	(D)	FF
783	Motion picture theaters	4	(D)	(D)	(D)	CC
784	Video tape rental	14	5 258	1 088	277	95
792	Theatrical producers (except motion picture), bands, orchestras, and entertainers	3	(D)	(D)	(D)	BB
793	Bowling centers	4	3 256	1 111	262	115
79 ex. 792, 3; 84	Commercial sports and other amusement and recreation services, including museums	20	(D)	(D)	(D)	FF
80	Health services	343	196 193	88 321	18 791	3 127
801	Offices and clinics of doctors of medicine	109	60 417	30 886	6 629	605
802	Offices and clinics of dentists	109	36 069	15 258	3 462	620
803	Offices and clinics of doctors of osteopathy	30	23 903	12 629	2 160	348
804	Offices and clinics of other health practitioners	56	17 482	6 407	1 240	271
805	Nursing and personal care facilities	7	22 766	10 513	2 510	776
806	Hospitals	1	(D)	(D)	(D)	CC
807, 8, 9	Other health services	31	(D)	(D)	(D)	EE
81	Legal services	65	21 926	9 273	1 912	257
823, 4, 9	Selected educational services	17	8 847	4 258	951	182

MI-54 MICHIGAN

SERVICE INDUSTRIES—GEOGRAPHIC AREA SERIES

Table 5. Summary Statistics for Firms Subject to Federal Income Tax for Places With 350 Establishments or More: 1992 — Con.

[Includes only establishments with payroll. For meaning of abbreviations and symbols, see introductory text. For explanation of terms and comparability of 1987 and 1992 censuses, see appendix A. For information on geographic areas followed by ▲, see appendix F]

SIC code	Geographic area and kind of business or operation	Establishments (number)	Receipts (\$1,000)	Annual payroll (\$1,000)	First-quarter payroll (\$1,000)	Paid employees for pay period including March 12 (number)
LIVONIA — Con.						
83	Social services	26	8 330	3 818	758	291
835	Child day care services	15	3 933	2 154	347	187
832, 3, 6, 9	Other social services	11	4 397	1 664	411	104
87 ex. 8733	Engineering, accounting, research, management, and related services (except noncommercial research organizations)	171	224 245	102 730	21 156	2 487
871	Engineering, architectural, and surveying services	63	117 316	57 023	11 628	1 144
872	Accounting, auditing, and bookkeeping services	51	(D)	(D)	(D)	EE
873 ex. 8733	Research, development, and testing services (except noncommercial research organizations)	9	(D)	(D)	(D)	FF
874	Management and public relations services	48	32 581	11 536	2 834	416
89	Services, n.e.c.	12	2 909	1 190	229	46
MADISON HEIGHTS						
	Total	381	364 410	165 076	38 978	6 401
70 ex. 704	Hotels, rooming houses, camps, and other lodging places (except membership lodging)	10	9 734	2 013	487	151
7011	Hotels and motels	10	9 734	2 013	487	151
7011 pt.	Hotels	4	5 516	1 073	251	82
7011 pt.	Motels, motor hotels, and tourist courts	6	4 218	940	236	69
702, 3	Other lodging places	—	—	—	—	—
72	Personal services	34	15 940	4 874	1 356	624
721	Laundry, cleaning, and garment services	6	(D)	(D)	(D)	CC
7211	Power laundries, family and commercial*	—	—	—	—	—
7213	Linen supply*	—	—	—	—	—
7215	Coin-operated laundries and drycleaning	2	(D)	(D)	(D)	AA
7216	Drycleaning plants, except rug cleaning*	—	—	—	—	—
7217	Carpet and upholstery cleaning	1	(D)	(D)	(D)	AA
7218	Industrial laundriers*	1	(D)	(D)	(D)	CC
7212, 9	Other laundry, cleaning, and garment services*	2	(D)	(D)	(D)	AA
722	Photographic studios, portrait	2	(D)	(D)	(D)	AA
723, 4	Beauty and barber shops	14	1 620	707	163	93
723	Beauty shops	14	1 620	707	163	93
724	Barber shops	—	—	—	—	—
725	Shoe repair shops and shoeshine parlors	—	—	—	—	—
726	Funeral service and crematories	2	(D)	(D)	(D)	AA
729	Miscellaneous personal services	10	2 822	1 300	516	343
73	Business services	89	86 035	29 064	6 433	1 633
731	Advertising	2	(D)	(D)	(D)	AA
732	Consumer credit reporting agencies, mercantile reporting agencies, and adjustment and collection agencies	—	—	—	—	—
733	Mailing, reproduction, commercial art and photography, and stenographic services	15	14 815	3 423	617	95
734	Services to dwellings and other buildings	10	1 384	616	143	61
735	Miscellaneous equipment rental and leasing	8	12 533	2 509	563	99
736	Personnel supply services	12	10 329	7 468	1 564	821
737	Computer programming, data processing, and other computer related services	20	22 026	6 525	1 372	212
7371, 2, 3	Computer programming, prepackaged software, and integrated systems	12	14 662	3 936	870	96
7374, 5, 6	Data processing services	3	(D)	(D)	(D)	BB
7377, 8, 9	Computer rental and leasing, maintenance, and related services, n.e.c.	5	(D)	(D)	(D)	BB
738	Miscellaneous business services	22	(D)	(D)	(D)	EE
75	Automotive repair, services, and parking	43	17 417	5 464	1 189	321
751	Automotive rental and leasing, without drivers	3	2 188	535	36	12
752	Automobile parking	—	—	—	—	—
753	Automotive repair shops	30	12 744	3 994	937	218
7532	Top, body, and upholstery repair shops and paint shops	7	1 553	419	100	24
7538	General automotive repair shops	7	5 306	1 871	451	118
7533, 4, 6, 7, 9	Other automotive repair shops	16	5 885	1 704	386	76
754	Automotive services, except repair	10	2 485	935	216	91
76	Miscellaneous repair services	19	11 611	3 751	862	130
762	Electrical repair shops	6	1 123	392	93	17
7622	Radio and television repair shops	4	(D)	(D)	(D)	AA
7623, 9	Other electrical and electronic repair shops	2	(D)	(D)	(D)	AA
763	Watch, clock, and jewelry repair	1	(D)	(D)	(D)	AA
764	Reupholstery and furniture repair	1	(D)	(D)	(D)	AA
769	Miscellaneous repair and related services	11	(D)	(D)	(D)	CC

Table 5. Summary Statistics for Firms Subject to Federal Income Tax for Places With 350 Establishments or More: 1992 — Con.

[Includes only establishments with payroll. For meaning of abbreviations and symbols, see introductory text. For explanation of terms and comparability of 1987 and 1992 censuses, see appendix A. For information on geographic areas followed by ▲, see appendix F]

SIC code	Geographic area and kind of business or operation	Establishments (number)	Receipts (\$1,000)	Annual payroll (\$1,000)	First-quarter payroll (\$1,000)	Paid employees for pay period including March 12 (number)
MADISON HEIGHTS—Con.						
78, 79, 84	Amusement and recreation services, including motion pictures and museums	20	16 828	2 607	672	251
781, 2	Motion picture production, distribution, and services	2	(D)	(D)	(D)	AA
783	Motion picture theaters	2	(D)	(D)	(D)	BB
784	Video tape rental	4	461	65	18	10
792	Theatrical producers (except motion picture), bands, orchestras, and entertainers	3	(D)	(D)	(D)	AA
793	Bowling centers	3	2 305	611	179	71
79 ex. 792, 3; 84	Commercial sports and other amusement and recreation services, including museums	6	3 928	995	211	67
80	Health services	84	48 584	22 513	5 452	792
801	Offices and clinics of doctors of medicine	15	9 627	5 207	1 198	134
802	Offices and clinics of dentists	19	7 917	2 825	621	142
803	Offices and clinics of doctors of osteopathy	22	16 179	8 422	2 148	174
804	Offices and clinics of other health practitioners	18	4 544	1 860	408	76
805	Nursing and personal care facilities	1	(D)	(D)	(D)	CC
806	Hospitals	—	—	—	—	—
807, 8, 9	Other health services	9	(D)	(D)	(D)	CC
81	Legal services	5	1 304	730	135	15
823, 4, 9	Selected educational services	3	(D)	(D)	(D)	AA
83	Social services	4	(D)	(D)	(D)	BB
835	Child day care services	3	(D)	(D)	(D)	AA
832, 3, 6, 9	Other social services	1	(D)	(D)	(D)	AA
87 ex. 8733	Engineering, accounting, research, management, and related services (except noncommercial research organizations)	68	153 364	92 705	22 044	2 433
871	Engineering, architectural, and surveying services	37	144 202	88 646	21 082	2 283
872	Accounting, auditing, and bookkeeping services	13	(D)	(D)	(D)	BB
873 ex. 87333	Research, development, and testing services (except noncommercial research organizations)	2	(D)	(D)	(D)	AA
874	Management and public relations services	16	5 610	2 555	615	91
89	Services, n.e.c.	2	(D)	(D)	(D)	AA
MIDLAND ▲						
	Total	421	208 295	95 893	20 115	4 509
70 ex. 704	Hotels, rooming houses, camps, and other lodging places (except membership lodging)	5	(D)	(D)	(D)	EE
7011	Hotels and motels	4	(D)	(D)	(D)	EE
7011 pt.	Hotels	1	(D)	(D)	(D)	BB
7011 pt.	Motels, motor hotels, and tourist courts	3	(D)	(D)	(D)	EE
702, 3	Other lodging places	1	(D)	(D)	(D)	AA
72	Personal services	55	12 778	3 722	906	330
721	Laundry, cleaning, and garment services	16	(D)	(D)	(D)	CC
7211	Power laundries, family and commercial*	—	—	—	—	—
7213	Linen supply*	—	—	—	—	—
7215	Coin-operated laundries and drycleaning	4	(D)	(D)	(D)	AA
7216	Drycleaning plants, except rug cleaning*	5	1 066	368	87	41
7217	Carpet and upholstery cleaning	5	(D)	(D)	(D)	AA
7218	Industrial laundriers*	1	(D)	(D)	(D)	BB
7212, 9	Other laundry, cleaning, and garment services*	1	(D)	(D)	(D)	AA
722	Photographic studios, portrait	7	(D)	(D)	(D)	AA
723, 4	Beauty and barber shops	16	1 896	840	189	86
723	Beauty shops	16	1 896	840	189	86
724	Barber shops	—	—	—	—	—
725	Shoe repair shops and shoeshine parlors	1	(D)	(D)	(D)	AA
726	Funeral service and crematories	3	(D)	(D)	(D)	BB
729	Miscellaneous personal services	12	(D)	(D)	(D)	BB
73	Business services	63	59 148	31 292	7 605	1 627
731	Advertising	4	(D)	(D)	(D)	BB
732	Consumer credit reporting agencies, mercantile reporting agencies, and adjustment and collection agencies	1	(D)	(D)	(D)	AA
733	Mailing, reproduction, commercial art and photography, and stenographic services	10	4 757	1 852	536	86
734	Services to dwellings and other buildings	11	(D)	(D)	(D)	BB
735	Miscellaneous equipment rental and leasing	4	(D)	(D)	(D)	BB
736	Personnel supply services	10	(D)	(D)	(D)	GG
737	Computer programming, data processing, and other computer related services	9	12 002	3 730	938	129
7371, 2, 3	Computer programming, prepackaged software, and integrated systems	2	(D)	(D)	(D)	AA
7374, 5, 6	Data processing services	3	(D)	(D)	(D)	BB
7377, 8, 9	Computer rental and leasing, maintenance, and related services, n.e.c.	4	(D)	(D)	(D)	BB
738	Miscellaneous business services	14	(D)	(D)	(D)	CC

Table 5. Summary Statistics for Firms Subject to Federal Income Tax for Places With 350 Establishments or More: 1992 — Con.

[Includes only establishments with payroll. For meaning of abbreviations and symbols, see introductory text. For explanation of terms and comparability of 1987 and 1992 censuses, see appendix A. For information on geographic areas followed by ▲, see appendix F]

SIC code	Geographic area and kind of business or operation	Establishments (number)	Receipts (\$1,000)	Annual payroll (\$1,000)	First-quarter payroll (\$1,000)	Paid employees for pay period including March 12 (number)
MIDLAND ▲—Con.						
75	Automotive repair, services, and parking	37	11 370	2 741	616	190
751	Automotive rental and leasing, without drivers	2	(D)	(D)	(D)	AA
752	Automobile parking	—	—	—	—	—
753	Automotive repair shops	25	6 469	1 581	397	96
7532	Top, body, and upholstery repair shops and paint shops	8	(D)	(D)	(D)	BB
7538	General automotive repair shops	10	2 114	572	135	36
7533, 4, 6, 7, 9	Other automotive repair shops	7	(D)	(D)	(D)	BB
754	Automotive services, except repair	10	(D)	(D)	(D)	BB
76	Miscellaneous repair services	15	(D)	(D)	(D)	BB
762	Electrical repair shops	2	(D)	(D)	(D)	AA
7622	Radio and television repair shops	1	(D)	(D)	(D)	AA
7623, 9	Other electrical and electronic repair shops	1	(D)	(D)	(D)	AA
763	Watch, clock, and jewelry repair	—	—	—	—	—
764	Reupholstery and furniture repair	3	(D)	(D)	(D)	AA
769	Miscellaneous repair and related services	10	(D)	(D)	(D)	BB
78, 79, 84	Amusement and recreation services, including motion pictures and museums	23	11 296	2 992	645	273
781, 2	Motion picture production, distribution, and services	1	(D)	(D)	(D)	AA
783	Motion picture theaters	2	(D)	(D)	(D)	AA
784	Video tape rental	5	(D)	(D)	(D)	BB
792	Theatrical producers (except motion picture), bands, orchestras, and entertainers	—	—	—	—	—
793	Bowling centers	1	(D)	(D)	(D)	BB
79 ex. 792, 3; 84	Commercial sports and other amusement and recreation services, including museums	14	(D)	(D)	(D)	CC
80	Health services	127	73 545	39 939	6 853	1 216
801	Offices and clinics of doctors of medicine	55	45 859	27 925	4 092	464
802	Offices and clinics of dentists	41	(D)	(D)	(D)	EE
803	Offices and clinics of doctors of osteopathy	2	(D)	(D)	(D)	AA
804	Offices and clinics of other health practitioners	19	5 101	1 646	390	87
805	Nursing and personal care facilities	2	(D)	(D)	(D)	EE
806	Hospitals	—	—	—	—	—
807, 8, 9	Other health services	8	(D)	(D)	(D)	BB
81	Legal services	24	(D)	(D)	(D)	BB
823, 4, 9	Selected educational services	2	(D)	(D)	(D)	AA
83	Social services	22	3 583	1 526	375	156
835	Child day care services	17	(D)	(D)	(D)	BB
832, 3, 6, 9	Other social services	5	(D)	(D)	(D)	CC
87 ex. 8733	Engineering, accounting, research, management, and related services (except noncommercial research organizations)	42	13 420	6 089	1 446	217
871	Engineering, architectural, and surveying services	9	4 482	2 385	634	81
872	Accounting, auditing, and bookkeeping services	18	(D)	(D)	(D)	BB
873 ex. 8733	Research, development, and testing services (except noncommercial research organizations)	4	4 067	1 462	296	54
874	Management and public relations services	11	(D)	(D)	(D)	AA
89	Services, n.e.c.	6	(D)	(D)	(D)	BB
MOUNT CLEMENS						
	Total	595	213 661	95 362	19 807	3 682
70 ex. 704	Hotels, rooming houses, camps, and other lodging places (except membership lodging)	3	(D)	(D)	(D)	BB
7011	Hotels and motels	3	(D)	(D)	(D)	BB
7011 pt.	Hotels	1	(D)	(D)	(D)	BB
7011 pt.	Motels, motor hotels, and tourist courts	2	(D)	(D)	(D)	AA
702, 3	Other lodging places	—	—	—	—	—
72	Personal services	65	11 122	3 748	854	308
721	Laundry, cleaning, and garment services	18	3 369	1 017	240	103
7211	Power laundries, family and commercial*	—	—	—	—	—
7213	Linen supply*	1	(D)	(D)	(D)	AA
7215	Coin-operated laundries and drycleaning	3	260	67	15	8
7216	Drycleaning plants, except rug cleaning*	11	2 356	777	177	83
7217	Carpet and upholstery cleaning	—	—	—	—	—
7218	Industrial launderers*	—	—	—	—	—
7212, 9	Other laundry, cleaning, and garment services*	3	(D)	(D)	(D)	AA
722	Photographic studios, portrait	4	1 174	302	60	13
723, 4	Beauty and barber shops	32	3 639	1 493	338	145
723	Beauty shops	30	(D)	(D)	(D)	CC
724	Barber shops	2	(D)	(D)	(D)	AA
725	Shoe repair shops and shoeshine parlors	—	—	—	—	—
726	Funeral service and crematories	4	1 827	596	136	16
729	Miscellaneous personal services	7	1 113	340	80	31

Table 5. Summary Statistics for Firms Subject to Federal Income Tax for Places With 350 Establishments or More: 1992 — Con.

[Includes only establishments with payroll. For meaning of abbreviations and symbols, see introductory text. For explanation of terms and comparability of 1987 and 1992 censuses, see appendix A. For information on geographic areas followed by ▲, see appendix F]

SIC code	Geographic area and kind of business or operation	Establishments (number)	Receipts (\$1,000)	Annual payroll (\$1,000)	First-quarter payroll (\$1,000)	Paid employees for pay period including March 12 (number)
MOUNT CLEMENS—Con.						
73	Business services	65	23 171	10 728	2 340	612
731	Advertising	—	—	—	—	—
732	Consumer credit reporting agencies, mercantile reporting agencies, and adjustment and collection agencies	3	(D)	(D)	(D)	AA
733	Mailing, reproduction, commercial art and photography, and stenographic services	7	1 662	482	102	14
734	Services to dwellings and other buildings	22	5 683	1 988	491	204
735	Miscellaneous equipment rental and leasing	4	1 149	527	103	13
736	Personnel supply services	11	8 258	6 075	1 307	300
737	Computer programming, data processing, and other computer related services	11	3 033	873	185	37
7371, 2, 3	Computer programming, prepackaged software, and integrated systems	6	1 308	457	93	13
7374, 5, 6	Data processing services	1	(D)	(D)	(D)	AA
7377, 8, 9	Computer rental and leasing, maintenance, and related services, n.e.c.	4	(D)	(D)	(D)	AA
738	Miscellaneous business services	7	(D)	(D)	(D)	BB
75	Automotive repair, services, and parking	69	20 305	6 416	1 480	339
751	Automotive rental and leasing, without drivers	3	737	146	38	8
752	Automobile parking	—	—	—	—	—
753	Automotive repair shops	50	15 360	4 827	1 124	211
7532	Top, body, and upholstery repair shops and paint shops	19	6 477	2 259	519	80
7538	General automotive repair shops	17	4 449	1 283	279	61
7533, 4, 6, 7, 9	Other automotive repair shops	14	4 434	1 285	326	70
754	Automotive services, except repair	16	4 208	1 443	318	120
76	Miscellaneous repair services	28	8 059	2 045	482	122
762	Electrical repair shops	6	1 793	583	143	26
7622	Radio and television repair shops	1	(D)	(D)	(D)	AA
7623, 9	Other electrical and electronic repair shops	5	(D)	(D)	(D)	BB
763	Watch, clock, and jewelry repair	1	(D)	(D)	(D)	AA
764	Reupholstery and furniture repair	4	801	323	79	28
769	Miscellaneous repair and related services	17	(D)	(D)	(D)	BB
78, 79, 84	Amusement and recreation services, including motion pictures and museums	25	10 717	2 204	533	198
781, 2	Motion picture production, distribution, and services	—	—	—	—	—
783	Motion picture theaters	—	—	—	—	—
784	Video tape rental	7	2 045	261	72	42
792	Theatrical producers (except motion picture), bands, orchestras, and entertainers	2	(D)	(D)	(D)	AA
793	Bowling centers	3	(D)	(D)	(D)	BB
79 ex. 792, 3; 84	Commercial sports and other amusement and recreation services, including museums	13	6 559	1 622	311	110
80	Health services	154	78 501	42 247	8 170	1 134
801	Offices and clinics of doctors of medicine	60	36 863	22 834	4 259	394
802	Offices and clinics of dentists	42	13 450	5 664	1 162	230
803	Offices and clinics of doctors of osteopathy	19	12 493	7 012	1 165	146
804	Offices and clinics of other health practitioners	22	5 621	1 550	339	86
805	Nursing and personal care facilities	1	(D)	(D)	(D)	CC
806	Hospitals	—	—	—	—	—
807, 8, 9	Other health services	10	(D)	(D)	(D)	CC
81	Legal services	97	30 369	14 848	2 770	362
823, 4, 9	Selected educational services	5	(D)	(D)	(D)	AA
83	Social services	15	2 506	1 278	456	172
835	Child day care services	9	1 483	687	164	107
832, 3, 6, 9	Other social services	6	1 023	591	292	65
87 ex. 8733	Engineering, accounting, research, management, and related services (except noncommercial research organizations)	62	22 496	10 074	2 333	314
871	Engineering, architectural, and surveying services	20	4 897	1 920	522	76
872	Accounting, auditing, and bookkeeping services	30	14 729	7 080	1 611	211
873 ex. 8733	Research, development, and testing services (except noncommercial research organizations)	—	—	—	—	—
874	Management and public relations services	12	2 870	1 074	200	27
89	Services, n.e.c.	7	4 321	1 156	233	62

Table 5. Summary Statistics for Firms Subject to Federal Income Tax for Places With 350 Establishments or More: 1992 — Con.

[Includes only establishments with payroll. For meaning of abbreviations and symbols, see introductory text. For explanation of terms and comparability of 1987 and 1992 censuses, see appendix A. For information on geographic areas followed by ▲, see appendix F]

SIC code	Geographic area and kind of business or operation	Establishments (number)	Receipts (\$1,000)	Annual payroll (\$1,000)	First-quarter payroll (\$1,000)	Paid employees for pay period including March 12 (number)
MUSKEGON (MUSKEGON COUNTY)						
	Total	385	170 478	76 152	16 012	3 294
70 ex. 704	Hotels, rooming houses, camps, and other lodging places (except membership lodging)	6	5 545	1 376	333	156
7011	Hotels and motels	2	(D)	(D)	(D)	CC
7011 pt.	Hotels	2	(D)	(D)	(D)	CC
7011 pt.	Motels, motor hotels, and tourist courts	—	—	—	—	—
702, 3	Other lodging places	4	(D)	(D)	(D)	AA
72	Personal services	38	8 083	3 216	595	248
721	Laundry, cleaning, and garment services	8	1 929	826	193	67
7211	Power laundries, family and commercial*	—	—	—	—	—
7213	Linen supply*	—	—	—	—	—
7215	Coin-operated laundries and drycleaning	1	(D)	(D)	(D)	AA
7216	Drycleaning plants, except rug cleaning*	3	799	450	104	36
7217	Carpet and upholstery cleaning	—	—	—	—	—
7218	Industrial laundriers*	1	(D)	(D)	(D)	AA
7212, 9	Other laundry, cleaning, and garment services*	3	(D)	(D)	(D)	AA
722	Photographic studios, portrait	3	(D)	(D)	(D)	BB
723, 4	Beauty and barber shops	14	2 145	1 050	233	98
723	Beauty shops	14	2 145	1 050	233	98
724	Barber shops	—	—	—	—	—
725	Shoe repair shops and shoeshine parlors	2	(D)	(D)	(D)	AA
726	Funeral service and crematories	4	2 732	943	80	36
729	Miscellaneous personal services	7	420	127	29	21
73	Business services	46	21 388	9 814	2 239	827
731	Advertising	6	3 604	1 070	192	50
732	Consumer credit reporting agencies, mercantile reporting agencies, and adjustment and collection agencies	2	(D)	(D)	(D)	AA
733	Mailing, reproduction, commercial art and photography, and stenographic services	5	1 784	311	71	19
734	Services to dwellings and other buildings	8	1 489	753	195	112
735	Miscellaneous equipment rental and leasing	6	2 641	660	125	32
736	Personnel supply services	7	8 369	5 609	1 370	540
737	Computer programming, data processing, and other computer related services	2	(D)	(D)	(D)	AA
7371, 2, 3	Computer programming, prepackaged software, and integrated systems	2	(D)	(D)	(D)	AA
7374, 5, 6	Data processing services	—	—	—	—	—
7377, 8, 9	Computer rental and leasing, maintenance, and related services, n.e.c.	—	—	—	—	—
738	Miscellaneous business services	10	(D)	(D)	(D)	BB
75	Automotive repair, services, and parking	40	10 099	2 664	630	214
751	Automotive rental and leasing, without drivers	3	(D)	(D)	(D)	AA
752	Automobile parking	—	—	—	—	—
753	Automotive repair shops	31	7 506	2 074	463	149
7532	Top, body, and upholstery repair shops and paint shops	8	943	211	42	20
7538	General automotive repair shops	9	1 694	461	103	54
7533, 4, 6, 7, 9	Other automotive repair shops	14	4 869	1 402	318	75
754	Automotive services, except repair	6	(D)	(D)	(D)	BB
76	Miscellaneous repair services	15	4 882	1 603	370	83
762	Electrical repair shops	4	(D)	(D)	(D)	BB
7622	Radio and television repair shops	1	(D)	(D)	(D)	AA
7623, 9	Other electrical and electronic repair shops	3	(D)	(D)	(D)	BB
763	Watch, clock, and jewelry repair	1	(D)	(D)	(D)	AA
764	Reupholstery and furniture repair	—	—	—	—	—
769	Miscellaneous repair and related services	10	(D)	(D)	(D)	BB
78, 79, 84	Amusement and recreation services, including motion pictures and museums	22	7 015	1 872	321	146
781, 2	Motion picture production, distribution, and services	—	—	—	—	—
783	Motion picture theaters	—	—	—	—	—
784	Video tape rental	3	(D)	(D)	(D)	BB
792	Theatrical producers (except motion picture), bands, orchestras, and entertainers	1	(D)	(D)	(D)	AA
793	Bowling centers	3	456	155	47	18
79 ex. 792, 3, 84	Commercial sports and other amusement and recreation services, including museums	15	4 312	1 148	208	90
80	Health services	146	77 986	39 741	8 142	1 154
801	Offices and clinics of doctors of medicine	64	47 073	26 994	5 375	545
802	Offices and clinics of dentists	37	11 479	4 291	939	192
803	Offices and clinics of doctors of osteopathy	19	7 730	3 515	753	118
804	Offices and clinics of other health practitioners	17	3 585	991	211	53
805	Nursing and personal care facilities	2	(D)	(D)	(D)	CC
806	Hospitals	—	—	—	—	—
807, 8, 9	Other health services	7	(D)	(D)	(D)	BB
81	Legal services	32	21 912	9 994	2 041	232
823, 4, 9	Selected educational services	2	(D)	(D)	(D)	AA

Table 5. Summary Statistics for Firms Subject to Federal Income Tax for Places With 350 Establishments or More: 1992 — Con.

[Includes only establishments with payroll. For meaning of abbreviations and symbols, see introductory text. For explanation of terms and comparability of 1987 and 1992 censuses, see appendix A. For information on geographic areas followed by ▲, see appendix F]

SIC code	Geographic area and kind of business or operation	Establishments (number)	Receipts (\$1,000)	Annual payroll (\$1,000)	First-quarter payroll (\$1,000)	Paid employees for pay period including March 12 (number)
MUSKEGON (MUSKEGON COUNTY)—Con.						
83	Social services	11	(D)	(D)	(D)	BB
835	Child day care services	2	(D)	(D)	(D)	AA
832, 3, 6, 9	Other social services	9	(D)	(D)	(D)	BB
87 ex. 8733	Engineering, accounting, research, management, and related services (except noncommercial research organizations)	25	8 412	4 130	964	148
871	Engineering, architectural, and surveying services	7	3 619	1 835	423	62
872	Accounting, auditing, and bookkeeping services	14	(D)	(D)	(D)	BB
873 ex. 8733	Research, development, and testing services (except noncommercial research organizations)	1	(D)	(D)	(D)	AA
874	Management and public relations services	3	(D)	(D)	(D)	AA
89	Services, n.e.c.	2	(D)	(D)	(D)	BB
PONTIAC						
Total		425	282 072	148 192	30 653	4 375
70 ex. 704	Hotels, rooming houses, camps, and other lodging places (except membership lodging)	1	(D)	(D)	(D)	AA
7011	Hotels and motels	1	(D)	(D)	(D)	AA
7011 pt.	Hotels	—	—	—	—	—
7011 pt.	Motels, motor hotels, and tourist courts	1	(D)	(D)	(D)	AA
702, 3	Other lodging places	—	—	—	—	—
72	Personal services	43	11 593	4 002	1 015	468
721	Laundry, cleaning, and garment services	17	5 154	1 734	338	105
7211	Power laundries, family and commercial*	—	—	—	—	—
7213	Linen supply*	1	(D)	(D)	(D)	AA
7215	Coin-operated laundries and drycleaning	6	543	120	17	10
7216	Drycleaning plants, except rug cleaning*	7	1 394	478	108	40
7217	Carpet and upholstery cleaning	2	(D)	(D)	(D)	AA
7218	Industrial laundriers*	1	(D)	(D)	(D)	BB
7212, 9	Other laundry, cleaning, and garment services*	—	—	—	—	—
722	Photographic studios, portrait	3	611	78	15	8
723, 4	Beauty and barber shops	13	2 405	983	237	83
723	Beauty shops	13	2 405	983	237	83
724	Barber shops	—	—	—	—	—
725	Shoe repair shops and shoeshine parlors	—	—	—	—	—
726	Funeral service and crematories	4	1 797	473	121	27
729	Miscellaneous personal services	6	1 626	734	304	245
73	Business services	61	93 067	41 691	9 971	1 622
731	Advertising	1	(D)	(D)	(D)	AA
732	Consumer credit reporting agencies, mercantile reporting agencies, and adjustment and collection agencies	2	(D)	(D)	(D)	BB
733	Mailing, reproduction, commercial art and photography, and stenographic services	3	954	148	25	12
734	Services to dwellings and other buildings	12	7 093	4 170	982	355
735	Miscellaneous equipment rental and leasing	9	6 154	1 379	312	70
736	Personnel supply services	7	10 971	6 107	1 265	428
737	Computer programming, data processing, and other computer related services	10	(D)	(D)	(D)	FF
7371, 2, 3	Computer programming, prepackaged software, and integrated systems	1	(D)	(D)	(D)	AA
7374, 5, 6	Data processing services	6	(D)	(D)	(D)	FF
7377, 8, 9	Computer rental and leasing, maintenance, and related services, n.e.c.	3	300	77	17	3
738	Miscellaneous business services	17	(D)	(D)	(D)	CC
75	Automotive repair, services, and parking	79	31 144	8 921	2 084	455
751	Automotive rental and leasing, without drivers	3	(D)	(D)	(D)	AA
752	Automobile parking	3	(D)	(D)	(D)	BB
753	Automotive repair shops	58	25 329	7 200	1 648	307
7532	Top, body, and upholstery repair shops and paint shops	15	8 398	2 586	541	103
7538	General automotive repair shops	23	6 978	1 874	462	87
7533, 4, 6, 7, 9	Other automotive repair shops	20	9 953	2 740	645	117
754	Automotive services, except repair	15	(D)	(D)	(D)	CC
76	Miscellaneous repair services	12	4 895	3 144	756	125
762	Electrical repair shops	6	(D)	(D)	(D)	CC
7622	Radio and television repair shops	2	(D)	(D)	(D)	AA
7623, 9	Other electrical and electronic repair shops	4	(D)	(D)	(D)	CC
763	Watch, clock, and jewelry repair	2	(D)	(D)	(D)	AA
764	Reupholstery and furniture repair	—	—	—	—	—
769	Miscellaneous repair and related services	4	468	159	24	11

Table 5. Summary Statistics for Firms Subject to Federal Income Tax for Places With 350 Establishments or More: 1992 — Con.

[Includes only establishments with payroll. For meaning of abbreviations and symbols, see introductory text. For explanation of terms and comparability of 1987 and 1992 censuses, see appendix A. For information on geographic areas followed by ▲, see appendix F]

SIC code	Geographic area and kind of business or operation	Establishments (number)	Receipts (\$1,000)	Annual payroll (\$1,000)	First-quarter payroll (\$1,000)	Paid employees for pay period including March 12 (number)
PONTIAC—Con.						
78, 79, 84	Amusement and recreation services, including motion pictures and museums	21	39 560	39 971	6 199	398
781, 2	Motion picture production, distribution, and services	—	—	—	—	—
783	Motion picture theaters	4	(D)	(D)	(D)	CC
784	Video tape rental	3	(D)	(D)	(D)	AA
792	Theatrical producers (except motion picture), bands, orchestras, and entertainers	—	—	—	—	—
793	Bowling centers	3	(D)	(D)	(D)	BB
79 ex. 792, 3; 84	Commercial sports and other amusement and recreation services, including museums	11	27 839	38 140	5 718	156
80	Health services	145	85 775	43 860	9 107	1 021
801	Offices and clinics of doctors of medicine	87	57 582	30 340	5 814	481
802	Offices and clinics of dentists	14	6 219	3 303	767	116
803	Offices and clinics of doctors of osteopathy	14	5 552	2 916	632	79
804	Offices and clinics of other health practitioners	19	6 741	3 176	724	103
805	Nursing and personal care facilities	1	(D)	(D)	(D)	AA
806	Hospitals	1	(D)	(D)	(D)	BB
807, 8, 9	Other health services	9	(D)	(D)	(D)	CC
81	Legal services	19	6 958	2 924	574	81
823, 4, 9	Selected educational services	3	(D)	(D)	(D)	AA
83	Social services	15	2 708	1 063	343	104
835	Child day care services	3	470	163	43	25
832, 3, 6, 9	Other social services	12	2 238	900	300	79
87 ex. 8733	Engineering, accounting, research, management, and related services (except noncommercial research organizations)	24	5 357	2 253	531	82
871	Engineering, architectural, and surveying services	10	2 984	1 158	243	40
872	Accounting, auditing, and bookkeeping services	5	(D)	(D)	(D)	AA
873 ex. 87333	Research, development, and testing services (except noncommercial research organizations)	1	(D)	(D)	(D)	AA
874	Management and public relations services	8	1 655	786	217	25
89	Services, n.e.c.	2	(D)	(D)	(D)	AA
PORT HURON						
	Total	359	143 858	62 805	12 932	2 576
70 ex. 704	Hotels, rooming houses, camps, and other lodging places (except membership lodging)	7	11 159	2 486	575	271
7011	Hotels and motels	6	(D)	(D)	(D)	EE
7011 pt.	Hotels	3	(D)	(D)	(D)	CC
7011 pt.	Motels, motor hotels, and tourist courts	3	(D)	(D)	(D)	BB
702, 3	Other lodging places	1	(D)	(D)	(D)	AA
72	Personal services	45	8 389	2 805	686	300
721	Laundry, cleaning, and garment services	16	2 732	792	179	78
7211	Power laundries, family and commercial*	—	—	—	—	—
7213	Linen supply*	1	(D)	(D)	(D)	AA
7215	Coin-operated laundries and drycleaning	6	365	108	31	22
7216	Drycleaning plants, except rug cleaning*	6	1 092	358	83	39
7217	Carpet and upholstery cleaning	1	(D)	(D)	(D)	AA
7218	Industrial laundriers*	—	—	—	—	—
7212, 9	Other laundry, cleaning, and garment services*	2	(D)	(D)	(D)	AA
722	Photographic studios, portrait	3	557	78	15	9
723, 4	Beauty and barber shops	16	1 547	627	153	63
723	Beauty shops	15	(D)	(D)	(D)	BB
724	Barber shops	1	(D)	(D)	(D)	AA
725	Shoe repair shops and shoeshine parlors	1	(D)	(D)	(D)	AA
726	Funeral service and crematories	4	2 717	863	170	49
729	Miscellaneous personal services	5	(D)	(D)	(D)	CC
73	Business services	42	14 450	6 353	1 344	456
731	Advertising	1	(D)	(D)	(D)	AA
732	Consumer credit reporting agencies, mercantile reporting agencies, and adjustment and collection agencies	1	(D)	(D)	(D)	AA
733	Mailing, reproduction, commercial art and photography, and stenographic services	2	(D)	(D)	(D)	AA
734	Services to dwellings and other buildings	9	1 349	610	142	53
735	Miscellaneous equipment rental and leasing	3	(D)	(D)	(D)	BB
736	Personnel supply services	4	2 145	1 490	249	144
737	Computer programming, data processing, and other computer related services	5	(D)	(D)	(D)	BB
7371, 2, 3	Computer programming, prepackaged software, and integrated systems	4	(D)	(D)	(D)	BB
7374, 5, 6	Data processing services	1	(D)	(D)	(D)	AA
7377, 8, 9	Computer rental and leasing, maintenance, and related services, n.e.c.	—	—	—	—	—
738	Miscellaneous business services	17	5 553	1 909	424	187

Table 5. Summary Statistics for Firms Subject to Federal Income Tax for Places With 350 Establishments or More: 1992 — Con.

[Includes only establishments with payroll. For meaning of abbreviations and symbols, see introductory text. For explanation of terms and comparability of 1987 and 1992 censuses, see appendix A. For information on geographic areas followed by ▲, see appendix F]

SIC code	Geographic area and kind of business or operation	Establishments (number)	Receipts (\$1,000)	Annual payroll (\$1,000)	First-quarter payroll (\$1,000)	Paid employees for pay period including March 12 (number)
PORT HURON—Con.						
75	Automotive repair, services, and parking	34	11 461	2 807	643	188
751	Automotive rental and leasing, without drivers	2	(D)	(D)	(D)	AA
752	Automobile parking	—	—	—	—	—
753	Automotive repair shops	23	5 451	1 392	310	73
7532	Top, body, and upholstery repair shops and paint shops	4	1 189	342	84	13
7538	General automotive repair shops	4	561	130	14	6
7533, 4, 6, 7, 9	Other automotive repair shops	15	3 721	920	212	54
754	Automotive services, except repair	9	(D)	(D)	(D)	CC
76	Miscellaneous repair services	14	3 465	1 116	257	56
762	Electrical repair shops	4	1 377	601	142	30
7622	Radio and television repair shops	—	—	—	—	—
7623, 9	Other electrical and electronic repair shops	4	1 377	601	142	30
763	Watch, clock, and jewelry repair	—	—	—	—	—
764	Reupholstery and furniture repair	1	(D)	(D)	(D)	AA
769	Miscellaneous repair and related services	9	(D)	(D)	(D)	BB
78, 79, 84	Amusement and recreation services, including motion pictures and museums	20	5 858	1 234	306	154
781, 2	Motion picture production, distribution, and services	1	(D)	(D)	(D)	AA
783	Motion picture theaters	1	(D)	(D)	(D)	BB
784	Video tape rental	3	(D)	(D)	(D)	BB
792	Theatrical producers (except motion picture), bands, orchestras, and entertainers	—	—	—	—	—
793	Bowling centers	3	1 810	465	125	48
79 ex. 792, 3; 84	Commercial sports and other amusement and recreation services, including museums	12	1 312	359	86	58
80	Health services	123	60 704	32 263	6 361	805
801	Offices and clinics of doctors of medicine	67	42 357	24 246	4 738	474
802	Offices and clinics of dentists	33	11 289	4 667	854	193
803	Offices and clinics of doctors of osteopathy	4	1 798	1 123	271	17
804	Offices and clinics of other health practitioners	15	3 852	1 499	318	75
805	Nursing and personal care facilities	—	—	—	—	—
806	Hospitals	—	—	—	—	—
807, 8, 9	Other health services	4	1 408	728	180	46
81	Legal services	35	13 192	6 029	849	119
823, 4, 9	Selected educational services	—	—	—	—	—
83	Social services	10	814	207	36	26
835	Child day care services	3	67	17	2	3
832, 3, 6, 9	Other social services	7	747	190	34	23
87 ex. 8733	Engineering, accounting, research, management, and related services (except noncommercial research organizations)	29	14 366	7 505	1 875	201
871	Engineering, architectural, and surveying services	8	3 719	1 470	335	49
872	Accounting, auditing, and bookkeeping services	17	9 937	5 938	1 519	144
873 ex. 8733	Research, development, and testing services (except noncommercial research organizations)	—	—	—	—	—
874	Management and public relations services	4	710	97	21	8
89	Services, n.e.c.	—	—	—	—	—
ROCHESTER HILLS						
	Total	385	275 843	112 618	25 720	5 918
70 ex. 704	Hotels, rooming houses, camps, and other lodging places (except membership lodging)	1	(D)	(D)	(D)	BB
7011	Hotels and motels	1	(D)	(D)	(D)	BB
7011 pt. 7011 pt.	Hotels	—	—	—	—	—
7011 pt.	Motels, motor hotels, and tourist courts	1	(D)	(D)	(D)	BB
702, 3	Other lodging places	—	—	—	—	—
72	Personal services	27	4 916	1 747	410	142
721	Laundry, cleaning, and garment services	10	1 805	574	121	50
7211	Power laundries, family and commercial*	—	—	—	—	—
7213	Linen supply*	—	—	—	—	—
7215	Coin-operated laundries and drycleaning	1	(D)	(D)	(D)	AA
7216	Drycleaning plants, except rug cleaning*	6	1 291	383	87	38
7217	Carpet and upholstery cleaning	3	(D)	(D)	(D)	AA
7218	Industrial launderers*	—	—	—	—	—
7212, 9	Other laundry, cleaning, and garment services*	—	—	—	—	—
722	Photographic studios, portrait	3	252	66	19	6
723, 4	Beauty and barber shops	11	1 833	891	214	69
723	Beauty shops	10	(D)	(D)	(D)	BB
724	Barber shops	1	(D)	(D)	(D)	AA
725	Shoe repair shops and shoeshine parlors	1	(D)	(D)	(D)	AA
726	Funeral service and crematories	1	(D)	(D)	(D)	AA
729	Miscellaneous personal services	1	(D)	(D)	(D)	AA

Table 5. Summary Statistics for Firms Subject to Federal Income Tax for Places With 350 Establishments or More: 1992 — Con.

[Includes only establishments with payroll. For meaning of abbreviations and symbols, see introductory text. For explanation of terms and comparability of 1987 and 1992 censuses, see appendix A. For information on geographic areas followed by ▲, see appendix F]

SIC code	Geographic area and kind of business or operation	Establishments (number)	Receipts (\$1,000)	Annual payroll (\$1,000)	First-quarter payroll (\$1,000)	Paid employees for pay period including March 12 (number)
ROCHESTER HILLS—Con.						
73	Business services	77	42 422	17 364	3 236	751
731	Advertising	3	896	564	78	5
732	Consumer credit reporting agencies, mercantile reporting agencies, and adjustment and collection agencies	1	(D)	(D)	(D)	AA
733	Mailing, reproduction, commercial art and photography, and stenographic services	8	1 632	432	78	15
734	Services to dwellings and other buildings	16	2 982	877	192	100
735	Miscellaneous equipment rental and leasing	6	3 746	1 429	229	40
736	Personnel supply services	9	7 857	5 823	908	381
737	Computer programming, data processing, and other computer related services	25	21 478	7 134	1 531	169
7371, 2, 3	Computer programming, prepackaged software, and integrated systems	18	(D)	(D)	(D)	CC
7374, 5, 6	Data processing services	2	(D)	(D)	(D)	AA
7377, 8, 9	Computer rental and leasing, maintenance, and related services, n.e.c.	5	(D)	(D)	(D)	BB
738	Miscellaneous business services	9	(D)	(D)	(D)	BB
75	Automotive repair, services, and parking	15	4 194	1 310	306	68
751	Automotive rental and leasing, without drivers	1	(D)	(D)	(D)	AA
752	Automobile parking	—	—	—	—	—
753	Automotive repair shops	11	(D)	(D)	(D)	BB
7532	Top, body, and upholstery repair shops and paint shops	2	(D)	(D)	(D)	BB
7538	General automotive repair shops	4	607	103	18	5
7533, 4, 6, 7, 9	Other automotive repair shops	5	(D)	(D)	(D)	BB
754	Automotive services, except repair	3	(D)	(D)	(D)	BB
76	Miscellaneous repair services	6	2 885	890	214	36
762	Electrical repair shops	2	(D)	(D)	(D)	BB
7622	Radio and television repair shops	1	(D)	(D)	(D)	AA
7623, 9	Other electrical and electronic repair shops	1	(D)	(D)	(D)	BB
763	Watch, clock, and jewelry repair	—	—	—	—	—
764	Reupholstery and furniture repair	—	—	—	—	—
769	Miscellaneous repair and related services	4	(D)	(D)	(D)	AA
78, 79, 84	Amusement and recreation services, including motion pictures and museums	21	16 225	3 441	770	306
781, 2	Motion picture production, distribution, and services	1	(D)	(D)	(D)	AA
783	Motion picture theaters	3	(D)	(D)	(D)	BB
784	Video tape rental	3	(D)	(D)	(D)	BB
792	Theatrical producers (except motion picture), bands, orchestras, and entertainers	—	—	—	—	—
793	Bowling centers	4	1 754	501	136	55
79 ex. 792, 3; 84	Commercial sports and other amusement and recreation services, including museums	10	6 807	1 909	347	128
80	Health services	119	64 171	28 620	6 173	1 108
801	Offices and clinics of doctors of medicine	56	25 570	11 490	2 348	321
802	Offices and clinics of dentists	28	11 098	4 751	1 024	173
803	Offices and clinics of doctors of osteopathy	9	5 147	2 951	617	65
804	Offices and clinics of other health practitioners	14	4 533	2 103	395	75
805	Nursing and personal care facilities	2	(D)	(D)	(D)	CC
806	Hospitals	—	—	—	—	—
807, 8, 9	Other health services	10	(D)	(D)	(D)	CC
81	Legal services	7	1 184	545	56	13
823, 4, 9	Selected educational services	4	1 181	106	24	7
83	Social services	11	773	262	73	53
835	Child day care services	8	595	208	65	51
832, 3, 6, 9	Other social services	3	178	54	8	2
87 ex. 8733	Engineering, accounting, research, management, and related services (except noncommercial research organizations)	89	135 500	57 565	14 242	3 386
871	Engineering, architectural, and surveying services	33	68 607	31 939	8 019	610
872	Accounting, auditing, and bookkeeping services	24	14 669	4 582	1 162	273
873 ex. 8733	Research, development, and testing services (except noncommercial research organizations)	6	(D)	(D)	(D)	GG
874	Management and public relations services	26	(D)	(D)	(D)	CC
89	Services, n.e.c.	8	(D)	(D)	(D)	BB

Table 5. Summary Statistics for Firms Subject to Federal Income Tax for Places With 350 Establishments or More: 1992 — Con.

[Includes only establishments with payroll. For meaning of abbreviations and symbols, see introductory text. For explanation of terms and comparability of 1987 and 1992 censuses, see appendix A. For information on geographic areas followed by ▲, see appendix F]

SIC code	Geographic area and kind of business or operation	Establishments (number)	Receipts (\$1,000)	Annual payroll (\$1,000)	First-quarter payroll (\$1,000)	Paid employees for pay period including March 12 (number)
ROYAL OAK						
	Total	590	237 649	102 808	21 751	4 001
70 ex. 704	Hotels, rooming houses, camps, and other lodging places (except membership lodging)	9	(D)	(D)	(D)	BB
7011	Hotels and motels	7	2 154	554	125	56
7011 pt.	Hotels	—	—	—	—	—
7011 pt.	Motels, motor hotels, and tourist courts	7	2 154	554	125	56
702, 3	Other lodging places	2	(D)	(D)	(D)	AA
72	Personal services	74	17 051	5 777	1 298	445
721	Laundry, cleaning, and garment services	21	2 434	786	181	75
7211	Power laundries, family and commercial*	—	—	—	—	—
7213	Linen supply*	—	—	—	—	—
7215	Coin-operated laundries and drycleaning	6	593	135	29	19
7216	Drycleaning plants, except rug cleaning*	7	1 457	545	134	46
7217	Carpet and upholstery cleaning	5	198	55	5	5
7218	Industrial laundriers*	—	—	—	—	—
7212, 9	Other laundry, cleaning, and garment services*	3	186	51	13	5
722	Photographic studios, portrait	4	(D)	(D)	(D)	BB
723, 4	Beauty and barber shops	34	6 296	2 787	628	231
723	Beauty shops	32	(D)	(D)	(D)	CC
724	Barber shops	2	(D)	(D)	(D)	AA
725	Shoe repair shops and shoeshine parlors	2	(D)	(D)	(D)	AA
726	Funeral service and crematories	6	4 591	1 071	257	79
729	Miscellaneous personal services	7	815	176	41	23
73	Business services	117	38 013	15 241	3 416	710
731	Advertising	8	2 224	952	144	20
732	Consumer credit reporting agencies, mercantile reporting agencies, and adjustment and collection agencies	4	445	149	24	12
733	Mailing, reproduction, commercial art and photography, and stenographic services	26	11 385	3 890	910	148
734	Services to dwellings and other buildings	20	2 726	1 013	209	114
735	Miscellaneous equipment rental and leasing	5	1 684	547	106	34
736	Personnel supply services	5	4 691	3 717	829	146
737	Computer programming, data processing, and other computer related services	16	1 902	749	164	24
7371, 2, 3	Computer programming, prepackaged software, and integrated systems	11	(D)	(D)	(D)	AA
7374, 5, 6	Data processing services	—	—	—	—	—
7377, 8, 9	Computer rental and leasing, maintenance, and related services, n.e.c.	5	(D)	(D)	(D)	AA
738	Miscellaneous business services	33	12 956	4 224	1 030	212
75	Automotive repair, services, and parking	40	16 516	5 255	1 256	252
751	Automotive rental and leasing, without drivers	—	—	—	—	—
752	Automobile parking	—	—	—	—	—
753	Automotive repair shops	31	13 404	4 428	1 078	173
7532	Top, body, and upholstery repair shops and paint shops	7	5 535	1 893	452	63
7538	General automotive repair shops	11	3 364	1 139	289	48
7533, 4, 6, 7, 9	Other automotive repair shops	13	4 505	1 396	337	62
754	Automotive services, except repair	9	3 112	827	178	79
76	Miscellaneous repair services	28	11 398	4 109	949	156
762	Electrical repair shops	10	3 833	1 428	362	46
7622	Radio and television repair shops	2	(D)	(D)	(D)	AA
7623, 9	Other electrical and electronic repair shops	8	(D)	(D)	(D)	BB
763	Watch, clock, and jewelry repair	—	—	—	—	—
764	Reupholstery and furniture repair	2	(D)	(D)	(D)	AA
769	Miscellaneous repair and related services	16	(D)	(D)	(D)	CC
78, 79, 84	Amusement and recreation services, including motion pictures and museums	34	14 652	3 008	668	214
781, 2	Motion picture production, distribution, and services	9	4 900	913	220	31
783	Motion picture theaters	1	(D)	(D)	(D)	BB
784	Video tape rental	3	1 663	179	51	23
792	Theatrical producers (except motion picture), bands, orchestras, and entertainers	5	3 098	577	113	21
793	Bowling centers	2	(D)	(D)	(D)	BB
79 ex. 792, 3, 84	Commercial sports and other amusement and recreation services, including museums	14	3 722	1 033	194	88
80	Health services	151	75 319	38 380	8 287	1 178
801	Offices and clinics of doctors of medicine	74	41 474	24 248	4 872	382
802	Offices and clinics of dentists	31	9 578	3 821	815	175
803	Offices and clinics of doctors of osteopathy	3	(D)	(D)	(D)	AA
804	Offices and clinics of other health practitioners	35	12 023	3 551	819	154
805	Nursing and personal care facilities	1	(D)	(D)	(D)	CC
806	Hospitals	—	—	—	—	—
807, 8, 9	Other health services	7	(D)	(D)	(D)	EE
81	Legal services	31	12 490	6 814	1 080	138
823, 4, 9	Selected educational services	3	(D)	(D)	(D)	BB

MI-64 MICHIGAN

SERVICE INDUSTRIES—GEOGRAPHIC AREA SERIES

Table 5. Summary Statistics for Firms Subject to Federal Income Tax for Places With 350 Establishments or More: 1992 — Con.

[Includes only establishments with payroll. For meaning of abbreviations and symbols, see introductory text. For explanation of terms and comparability of 1987 and 1992 censuses, see appendix A. For information on geographic areas followed by ▲, see appendix F]

SIC code	Geographic area and kind of business or operation	Establishments (number)	Receipts (\$1,000)	Annual payroll (\$1,000)	First-quarter payroll (\$1,000)	Paid employees for pay period including March 12 (number)
ROYAL OAK — Con.						
83	Social services	20	2 770	1 122	250	148
835	Child day care services	12	1 244	615	146	97
832, 3, 6, 9	Other social services	8	1 526	507	104	51
87 ex. 8733	Engineering, accounting, research, management, and related services (except noncommercial research organizations)	76	43 289	21 294	4 220	634
871	Engineering, architectural, and surveying services	29	18 128	8 617	1 904	217
872	Accounting, auditing, and bookkeeping services	35	15 654	6 492	1 360	241
873 ex. 8733	Research, development, and testing services (except noncommercial research organizations)	—	—	—	—	—
874	Management and public relations services	12	9 507	6 185	956	176
89	Services, n.e.c.	7	(D)	(D)	(D)	BB
SAGINAW						
Total		646	334 728	148 370	30 316	5 951
70 ex. 704	Hotels, rooming houses, camps, and other lodging places (except membership lodging)	9	3 435	985	222	104
7011	Hotels and motels	9	3 435	985	222	104
7011 pt.	Hotels	5	1 759	648	174	78
7011 pt.	Motels, motor hotels, and tourist courts	4	1 676	337	48	26
702, 3	Other lodging places	—	—	—	—	—
72	Personal services	91	18 776	6 914	1 776	714
721	Laundry, cleaning, and garment services	25	7 986	2 923	697	255
7211	Power laundries, family and commercial*	—	—	—	—	—
7213	Linen supply*	1	(D)	(D)	(D)	BB
7215	Coin-operated laundries and drycleaning	6	(D)	(D)	(D)	BB
7216	Drycleaning plants, except rug cleaning*	11	2 306	847	202	89
7217	Carpet and upholstery cleaning	2	(D)	(D)	(D)	AA
7218	Industrial laundries*	2	(D)	(D)	(D)	BB
7212, 9	Other laundry, cleaning, and garment services*	3	(D)	(D)	(D)	BB
722	Photographic studios, portrait	3	408	62	17	17
723, 4	Beauty and barber shops	36	3 517	1 530	362	155
723	Beauty shops	31	(D)	(D)	(D)	CC
724	Barber shops	5	(D)	(D)	(D)	BB
725	Shoe repair shops and shoeshine parlors	4	(D)	(D)	(D)	AA
726	Funeral service and crematories	10	4 356	1 290	291	72
729	Miscellaneous personal services	13	(D)	(D)	(D)	CC
73	Business services	73	54 030	23 734	5 374	1 105
731	Advertising	6	4 243	1 365	323	48
732	Consumer credit reporting agencies, mercantile reporting agencies, and adjustment and collection agencies	3	2 028	694	122	20
733	Mailing, reproduction, commercial art and photography, and stenographic services	9	5 923	2 281	365	56
734	Services to dwellings and other buildings	11	2 672	1 320	297	145
735	Miscellaneous equipment rental and leasing	10	8 432	2 457	499	91
736	Personnel supply services	4	(D)	(D)	(D)	CC
737	Computer programming, data processing, and other computer related services	8	(D)	(D)	(D)	CC
7371, 2, 3	Computer programming, prepackaged software, and integrated systems	4	2 610	1 540	369	36
7374, 5, 6	Data processing services	4	(D)	(D)	(D)	CC
7377, 8, 9	Computer rental and leasing, maintenance, and related services, n.e.c.	—	—	—	—	—
738	Miscellaneous business services	22	(D)	(D)	(D)	EE
75	Automotive repair, services, and parking	75	24 796	6 821	1 624	418
751	Automotive rental and leasing, without drivers	2	(D)	(D)	(D)	AA
752	Automobile parking	—	—	—	—	—
753	Automotive repair shops	59	20 079	5 371	1 265	307
7532	Top, body, and upholstery repair shops and paint shops	19	10 224	2 653	630	148
7538	General automotive repair shops	25	5 463	1 477	338	89
7533, 4, 6, 7, 9	Other automotive repair shops	15	4 392	1 241	297	70
754	Automotive services, except repair	14	(D)	(D)	(D)	CC
76	Miscellaneous repair services	15	(D)	(D)	(D)	BB
762	Electrical repair shops	7	871	151	36	13
7622	Radio and television repair shops	3	(D)	(D)	(D)	AA
7623, 9	Other electrical and electronic repair shops	4	(D)	(D)	(D)	AA
763	Watch, clock, and jewelry repair	1	(D)	(D)	(D)	AA
764	Reupholstery and furniture repair	1	(D)	(D)	(D)	AA
769	Miscellaneous repair and related services	6	2 521	460	117	32

Table 5. Summary Statistics for Firms Subject to Federal Income Tax for Places With 350 Establishments or More: 1992 — Con.

[Includes only establishments with payroll. For meaning of abbreviations and symbols, see introductory text. For explanation of terms and comparability of 1987 and 1992 censuses, see appendix A. For information on geographic areas followed by ▲, see appendix F]

SIC code	Geographic area and kind of business or operation	Establishments (number)	Receipts (\$1,000)	Annual payroll (\$1,000)	First-quarter payroll (\$1,000)	Paid employees for pay period including March 12 (number)
SAGINAW—Con.						
78, 79, 84	Amusement and recreation services, including motion pictures and museums	30	17 454	3 882	795	358
781, 2	Motion picture production, distribution, and services	3	(D)	(D)	(D)	AA
783	Motion picture theaters	3	(D)	(D)	(D)	BB
784	Video tape rental	6	1 245	329	81	53
792	Theatrical producers (except motion picture), bands, orchestras, and entertainers	1	(D)	(D)	(D)	AA
793	Bowling centers	4	(D)	(D)	(D)	CC
79 ex. 792, 3; 84	Commercial sports and other amusement and recreation services, including museums	13	7 900	2 005	298	101
80	Health services	199	130 582	66 847	13 106	2 099
801	Offices and clinics of doctors of medicine	95	68 567	38 140	6 772	605
802	Offices and clinics of dentists	54	18 096	6 913	1 503	332
803	Offices and clinics of doctors of osteopathy	10	4 534	2 008	347	73
804	Offices and clinics of other health practitioners	21	5 363	2 276	420	78
805	Nursing and personal care facilities	5	(D)	(D)	(D)	EE
806	Hospitals	—	—	—	—	—
807, 8, 9	Other health services	14	(D)	(D)	(D)	FF
81	Legal services	83	35 513	16 990	2 637	388
823, 4, 9	Selected educational services	2	(D)	(D)	(D)	AA
83	Social services	16	3 689	1 135	256	69
835	Child day care services	4	143	65	16	9
832, 3, 6, 9	Other social services	12	3 546	1 070	240	60
87 ex. 8733	Engineering, accounting, research, management, and related services (except noncommercial research organizations)	52	42 668	20 303	4 330	637
871	Engineering, architectural, and surveying services	16	22 609	9 312	2 015	307
872	Accounting, auditing, and bookkeeping services	22	14 008	7 376	1 700	228
873 ex. 87333	Research, development, and testing services (except noncommercial research organizations)	—	—	—	—	—
874	Management and public relations services	14	6 051	3 615	615	102
89	Services, n.e.c.	1	(D)	(D)	(D)	AA
ST. CLAIR SHORES						
	Total	574	200 797	87 662	17 977	4 173
70 ex. 704	Hotels, rooming houses, camps, and other lodging places (except membership lodging)	3	(D)	(D)	(D)	BB
7011	Hotels and motels	3	(D)	(D)	(D)	BB
7011 pt. 7011 pt.	Hotels	—	—	—	—	—
	Motels, motor hotels, and tourist courts	3	(D)	(D)	(D)	BB
702, 3	Other lodging places	—	—	—	—	—
72	Personal services	77	11 038	4 169	1 001	417
721	Laundry, cleaning, and garment services	19	2 909	1 047	230	119
7211	Power laundries, family and commercial*	1	(D)	(D)	(D)	AA
7213	Linen supply*	—	—	—	—	—
7215	Coin-operated laundries and drycleaning	5	(D)	(D)	(D)	AA
7216	Drycleaning plants, except rug cleaning*	9	2 070	834	193	94
7217	Carpet and upholstery cleaning	3	379	105	10	4
7218	Industrial launderers*	—	—	—	—	—
7212, 9	Other laundry, cleaning, and garment services*	1	(D)	(D)	(D)	AA
722	Photographic studios, portrait	3	724	148	34	21
723, 4	Beauty and barber shops	39	4 332	2 072	460	205
723	Beauty shops	38	(D)	(D)	(D)	CC
724	Barber shops	1	(D)	(D)	(D)	AA
725	Shoe repair shops and shoeshine parlors	—	—	—	—	—
726	Funeral service and crematories	2	(D)	(D)	(D)	BB
729	Miscellaneous personal services	14	(D)	(D)	(D)	BB
73	Business services	60	34 015	16 954	3 705	1 207
731	Advertising	2	(D)	(D)	(D)	AA
732	Consumer credit reporting agencies, mercantile reporting agencies, and adjustment and collection agencies	1	(D)	(D)	(D)	AA
733	Mailing, reproduction, commercial art and photography, and stenographic services	9	7 138	3 107	705	157
734	Services to dwellings and other buildings	14	12 309	6 903	1 583	666
735	Miscellaneous equipment rental and leasing	6	3 147	1 328	342	53
736	Personnel supply services	8	4 977	3 783	708	234
737	Computer programming, data processing, and other computer related services	3	(D)	(D)	(D)	BB
7371, 2, 3	Computer programming, prepackaged software, and integrated systems	1	(D)	(D)	(D)	BB
7374, 5, 6	Data processing services	1	(D)	(D)	(D)	AA
7377, 8, 9	Computer rental and leasing, maintenance, and related services, n.e.c.	1	(D)	(D)	(D)	AA
738	Miscellaneous business services	17	3 167	1 002	171	53

Table 5. Summary Statistics for Firms Subject to Federal Income Tax for Places With 350 Establishments or More: 1992 — Con.

[Includes only establishments with payroll. For meaning of abbreviations and symbols, see introductory text. For explanation of terms and comparability of 1987 and 1992 censuses, see appendix A. For information on geographic areas followed by ▲, see appendix F.]

SIC code	Geographic area and kind of business or operation	Establishments (number)	Receipts (\$1,000)	Annual payroll (\$1,000)	First-quarter payroll (\$1,000)	Paid employees for pay period including March 12 (number)
ST. CLAIR SHORES—Con.						
75	Automotive repair, services, and parking -----	51	15 689	4 186	978	306
751	Automotive rental and leasing, without drivers -----	2	(D)	(D)	(D)	AA
752	Automobile parking -----	—	—	—	—	—
753	Automotive repair shops -----	33	10 792	2 713	622	135
7532	Top, body, and upholstery repair shops and paint shops -----	7	4 078	975	219	41
7538	General automotive repair shops -----	15	3 557	932	234	55
7533, 4, 6, 7, 9	Other automotive repair shops -----	11	3 157	806	169	39
754	Automotive services, except repair -----	16	(D)	(D)	(D)	CC
76	Miscellaneous repair services -----	20	4 709	1 474	329	75
762	Electrical repair shops -----	6	1 582	562	136	23
7622	Radio and television repair shops -----	3	(D)	(D)	(D)	AA
7623, 9	Other electrical and electronic repair shops -----	3	(D)	(D)	(D)	AA
763	Watch, clock, and jewelry repair -----	1	(D)	(D)	(D)	AA
764	Reupholstery and furniture repair -----	4	1 017	336	74	18
769	Miscellaneous repair and related services -----	9	(D)	(D)	(D)	BB
78, 79, 84	Amusement and recreation services, including motion pictures and museums -----	30	12 290	2 147	520	261
781, 2	Motion picture production, distribution, and services -----	1	(D)	(D)	(D)	AA
783	Motion picture theaters -----	2	(D)	(D)	(D)	AA
784	Video tape rental -----	6	1 888	243	60	28
792	Theatrical producers (except motion picture), bands, orchestras, and entertainers -----	2	(D)	(D)	(D)	AA
793	Bowling centers -----	4	3 696	827	241	100
79 ex. 792, 3, 84	Commercial sports and other amusement and recreation services, including museums -----	15	6 049	879	181	100
80	Health services -----	178	77 803	36 112	6 681	1 082
801	Offices and clinics of doctors of medicine -----	65	37 854	20 815	3 344	384
802	Offices and clinics of dentists -----	67	18 575	6 912	1 526	372
803	Offices and clinics of doctors of osteopathy -----	10	3 666	1 453	314	60
804	Offices and clinics of other health practitioners -----	21	7 092	3 375	695	101
805	Nursing and personal care facilities -----	1	(D)	(D)	(D)	BB
806	Hospitals -----	—	—	—	—	—
807, 8, 9	Other health services -----	14	(D)	(D)	(D)	BB
81	Legal services -----	56	12 840	5 765	1 073	177
823, 4, 9	Selected educational services -----	3	136	49	2	1
83	Social services -----	10	2 545	866	192	106
835	Child day care services -----	6	(D)	(D)	(D)	BB
832, 3, 6, 9	Other social services -----	4	(D)	(D)	(D)	BB
87 ex. 8733	Engineering, accounting, research, management, and related services (except noncommercial research organizations) -----	83	28 122	15 548	3 399	506
871	Engineering, architectural, and surveying services -----	18	10 335	6 617	1 422	162
872	Accounting, auditing, and bookkeeping services -----	44	12 138	6 134	1 327	234
873 ex. 8733	Research, development, and testing services (except noncommercial research organizations) -----	3	2 107	535	127	26
874	Management and public relations services -----	18	3 542	2 262	523	84
89	Services, n.e.c. -----	3	(D)	(D)	(D)	AA
SOUTHFIELD						
	Total -----	2 215	2 500 345	1 036 357	223 505	37 093
70 ex. 704	Hotels, rooming houses, camps, and other lodging places (except membership lodging) -----	24	(D)	(D)	(D)	GG
7011	Hotels and motels -----	20	61 347	18 538	4 436	1 423
7011 pt.	Hotels -----	14	55 502	16 649	3 936	1 247
7011 pt.	Hotels, 25 guestrooms or more -----	14	55 502	16 649	3 936	1 247
7011 pt.	Hotels, less than 25 guestrooms -----	—	—	—	—	—
7011 pt.	Motels, motor hotels, and tourist courts -----	6	5 845	1 889	500	176
7011 pt.	Motels, tourist courts -----	5	(D)	(D)	(D)	CC
7011 pt.	Motor hotels -----	1	(D)	(D)	(D)	AA
702, 3	Other lodging places -----	4	(D)	(D)	(D)	AA
702	Rooming and boarding houses -----	—	—	—	—	—
703	Camps and recreational vehicle parks -----	4	(D)	(D)	(D)	AA

Table 5. Summary Statistics for Firms Subject to Federal Income Tax for Places With 350 Establishments or More: 1992 — Con.

[Includes only establishments with payroll. For meaning of abbreviations and symbols, see introductory text. For explanation of terms and comparability of 1987 and 1992 censuses, see appendix A. For information on geographic areas followed by ▲, see appendix F]

SIC code	Geographic area and kind of business or operation	Establishments (number)	Receipts (\$1,000)	Annual payroll (\$1,000)	First-quarter payroll (\$1,000)	Paid employees for pay period including March 12 (number)
SOUTHFIELD—Con.						
72	Personal services -----	105	29 442	11 601	2 583	770
721	Laundry, cleaning, and garment services -----	30	8 415	3 503	744	205
7211	Power laundries, family and commercial* -----	—	—	—	—	—
7213	Linen supply* -----	—	—	—	—	—
7215	Coin-operated laundries and drycleaning -----	1	(D)	(D)	(D)	AA
7216	Drycleaning plants, except rug cleaning* -----	10	4 267	1 587	358	115
7217	Carpet and upholstery cleaning -----	8	(D)	(D)	(D)	BB
7218	Industrial launderers* -----	—	—	—	—	—
7212, 9	Other laundry, cleaning, and garment services* -----	11	852	228	46	19
7212	Garment pressing, and agents for laundries and drycleaners -----	1	(D)	(D)	(D)	AA
7219	Laundry and garment services, n.e.c.* -----	10	(D)	(D)	(D)	AA
722	Photographic studios, portrait -----	4	1 007	447	74	26
723, 4	Beauty and barber shops -----	39	8 035	3 243	730	244
723	Beauty shops -----	38	(D)	(D)	(D)	CC
724	Barber shops -----	1	(D)	(D)	(D)	AA
725	Shoe repair shops and shoeshine parlors -----	4	140	79	22	7
726	Funeral service and crematories -----	4	4 247	1 273	344	31
729	Miscellaneous personal services -----	24	7 598	3 056	669	257
7291	Tax return preparation services -----	2	(D)	(D)	(D)	AA
7299	Miscellaneous personal services, n.e.c. -----	22	(D)	(D)	(D)	CC
73	Business services -----	536	954 428	352 334	80 463	17 615
731	Advertising -----	80	176 369	62 700	13 644	1 985
7311	Advertising agencies -----	49	146 671	53 359	11 364	1 287
7312	Outdoor advertising services -----	2	(D)	(D)	(D)	CC
7313	Radio, television, publishers' advertising representatives -----	19	14 353	3 626	951	78
7319	Advertising, n.e.c. -----	10	(D)	(D)	(D)	EE
732	Consumer credit reporting agencies, mercantile reporting agencies, and adjustment and collection agencies -----	15	14 900	4 950	1 155	211
7322	Adjustment and collection services -----	12	(D)	(D)	(D)	CC
7323	Credit reporting services -----	3	(D)	(D)	(D)	BB
733	Mailing, reproduction, commercial art and photography, and stenographic services -----	62	36 031	12 390	2 836	451
7331	Direct mail advertising services -----	8	6 939	2 381	513	81
7334	Photocopying and duplicating services -----	6	7 842	1 826	474	99
7335, 6	Commercial photography, art, and graphics -----	29	15 683	5 422	1 231	167
7335	Commercial photography -----	4	1 109	367	89	13
7336	Commercial art and graphic design -----	25	14 574	5 055	1 142	154
7338	Secretarial and court reporting services -----	19	5 567	2 761	618	104
734	Services to dwellings and other buildings -----	53	8 491	3 939	982	448
7342	Disinfecting and pest control services -----	4	1 234	501	110	21
7349	Building cleaning and maintenance services, n.e.c. -----	49	7 257	3 438	872	427
735	Miscellaneous equipment rental and leasing -----	16	23 656	5 034	1 226	130
7352	Medical equipment rental and leasing -----	4	(D)	(D)	(D)	BB
7353	Heavy construction equipment rental and leasing -----	1	(D)	(D)	(D)	AA
7359	Equipment rental and leasing, n.e.c. -----	11	19 970	4 090	991	102
736	Personnel supply services -----	91	112 778	74 733	16 663	6 577
7361	Employment agencies -----	37	13 538	5 351	1 160	227
7363	Help supply services -----	54	99 240	69 382	15 503	6 350
7363 pt.	Temporary help supply -----	48	93 451	64 867	14 632	6 017
7363 pt.	Help supply, except temporary -----	6	5 789	4 515	871	333
737	Computer programming, data processing, and other computer related services -----	143	271 033	94 350	20 953	2 439
7371, 2, 3	Computer programming, prepackaged software, and integrated systems -----	76	171 140	50 699	10 779	1 032
7371	Computer programming services -----	48	67 888	39 394	7 751	810
7372	Prepackaged software -----	15	63 641	5 772	1 833	116
7373	Computer integrated systems -----	13	39 611	5 533	1 195	106
7374, 5, 6	Data processing services -----	33	65 512	30 608	6 952	925
7374, 5	Computer processing, information retrieval -----	31	(D)	(D)	(D)	FF
7376	Computer facilities management services -----	2	(D)	(D)	(D)	BB
7377, 8, 9	Computer rental and leasing, maintenance, and related services, n.e.c. -----	34	34 381	13 043	3 222	482
7377	Computer rental and leasing -----	3	(D)	(D)	(D)	BB
7378	Computer maintenance and repair -----	14	19 346	6 268	1 506	301
7379	Computer related services, n.e.c. -----	17	(D)	(D)	(D)	CC
738	Miscellaneous business services -----	76	311 170	94 238	23 004	5 374
7381, 2	Detective agencies and protective services -----	18	74 387	45 655	10 403	3 244
7381	Detective, guard, and armored car services -----	15	(D)	(D)	(D)	HH
7382	Security systems services -----	3	(D)	(D)	(D)	FF
7383	News syndicates -----	2	(D)	(D)	(D)	AA
7384	Photofinishing laboratories* -----	4	(D)	(D)	(D)	AA
7389	Business services, n.e.c. -----	52	234 214	48 100	12 485	2 104
7389 pt.	Sign painting shops -----	—	—	—	—	—
7389 pt.	Interior designing -----	3	(D)	(D)	(D)	AA
7389 pt.	Telephone answering services -----	3	(D)	(D)	(D)	BB
7389 pt.	Other business services -----	46	230 935	46 878	12 218	2 045

Table 5. Summary Statistics for Firms Subject to Federal Income Tax for Places With 350 Establishments or More: 1992 — Con.

[Includes only establishments with payroll. For meaning of abbreviations and symbols, see introductory text. For explanation of terms and comparability of 1987 and 1992 censuses, see appendix A. For information on geographic areas followed by ▲, see appendix F]

SIC code	Geographic area and kind of business or operation	Establishments (number)	Receipts (\$1,000)	Annual payroll (\$1,000)	First-quarter payroll (\$1,000)	Paid employees for pay period including March 12 (number)
SOUTHFIELD—Con.						
75	Automotive repair, services, and parking	70	106 242	20 087	4 464	816
751	Automotive rental and leasing, without drivers	11	(D)	(D)	(D)	EE
7513	Truck rental and leasing, without drivers	2	(D)	(D)	(D)	EE
7514, 5	Passenger car rental and leasing	9	(D)	(D)	(D)	BB
7514	Passenger car rental	7	2 979	552	134	26
7515	Passenger car leasing	2	(D)	(D)	(D)	BB
7519	Utility trailer and recreational vehicle rental	—	—	—	—	—
752	Automobile parking	1	(D)	(D)	(D)	BB
753	Automotive repair shops	36	33 273	10 008	1 922	299
7532	Top, body, and upholstery repair shops and paint shops	9	18 628	5 416	850	98
7532 pt.	Top and body repair shops	8	(D)	(D)	(D)	BB
7532 pt.	Paint shops	1	(D)	(D)	(D)	AA
7538	General automotive repair shops	17	6 892	2 137	505	94
7538 pt.	General automotive repair shops, except diesel	16	(D)	(D)	(D)	BB
7538 pt.	Diesel repair shops	1	(D)	(D)	(D)	AA
7533, 4, 6, 7, 9	Other automotive repair shops	10	7 753	2 455	567	107
7533	Automotive exhaust system repair shops	5	(D)	(D)	(D)	BB
7534	Tire retreading and repair shops	—	—	—	—	—
7536	Automotive glass replacement shops	4	4 346	1 376	331	67
7537	Automotive transmission repair shops	1	(D)	(D)	(D)	AA
7539	Automotive repair shops, n.e.c.	—	—	—	—	—
7539 pt.	Radiator repair	—	—	—	—	—
7539 pt.	Brake, front end, and wheel alignment	—	—	—	—	—
7539 pt.	Automotive electrical and fuel system services	—	—	—	—	—
7539 pt.	Other automotive repair shops, n.e.c.	—	—	—	—	—
754	Automotive services, except repair	22	(D)	(D)	(D)	CC
7542	Carwashes	9	(D)	(D)	(D)	BB
7549	Automotive services, except repair and carwashes	13	3 361	875	194	62
76	Miscellaneous repair services	27	15 043	5 155	1 292	152
762	Electrical repair shops	12	6 471	2 087	490	62
7622	Radio and television repair shops	6	773	189	60	18
7623, 9	Other electrical and electronic repair shops	6	5 698	1 898	430	44
7623	Refrigeration and air-conditioning service and repair shops	3	(D)	(D)	(D)	BB
7629	Electrical and electronic repair shops, n.e.c.	3	(D)	(D)	(D)	BB
763	Watch, clock, and jewelry repair	7	667	245	70	20
764	Reupholstery and furniture repair	2	(D)	(D)	(D)	AA
769	Miscellaneous repair and related services	6	(D)	(D)	(D)	BB
7692	Welding repair	—	—	—	—	—
7694	Armature rewinding shops	—	—	—	—	—
7699	Repair shops and related services, n.e.c.	6	(D)	(D)	(D)	BB
78, 79, 84	Amusement and recreation services, including motion pictures and museums	66	67 409	18 341	4 410	795
781, 2	Motion picture production, distribution, and services	22	35 279	9 177	2 141	216
783	Motion picture theaters	3	5 555	795	208	84
7832	Motion picture theaters, except drive-in	3	5 555	795	208	84
7833	Drive-in motion picture theaters	—	—	—	—	—
784	Video tape rental	16	4 388	649	160	108
792	Theatrical producers (except motion picture), bands, orchestras, and entertainers	7	(D)	(D)	(D)	AA
7922	Theatrical producers (except motion picture) and miscellaneous theatrical services	3	(D)	(D)	(D)	AA
7929	Bands, orchestras, actors, and other entertainers and entertainment groups	4	(D)	(D)	(D)	AA
793	Bowling centers	2	(D)	(D)	(D)	BB
79 ex. 792, 3; 84	Commercial sports and other amusement and recreation services, including museums	16	16 930	5 730	1 610	341
794	Commercial sports	2	(D)	(D)	(D)	AA
7941	Professional sports clubs, managers, promoters	2	(D)	(D)	(D)	AA
7948	Racing, including track operation	—	—	—	—	—
79 ex. 792, 3, 4; 84	Other amusement and recreation services, including museums	14	(D)	(D)	(D)	EE
791	Dance studios, schools, and halls	—	—	—	—	—
7991	Physical fitness facilities	4	5 521	1 292	330	146
7992	Public golf courses	1	(D)	(D)	(D)	AA
7993	Coin-operated amusement devices	3	1 171	197	66	13
7996	Amusement parks	1	(D)	(D)	(D)	AA
7997	Membership sports and recreation clubs	2	(D)	(D)	(D)	CC
7999, 84	Amusement and recreation services, including museums, n.e.c.	3	(D)	(D)	(D)	AA
7999 pt.	Concession operators of amusement devices and rides	—	—	—	—	—
7999 pt.	Carnivals, circuses, and fairs	—	—	—	—	—
7999 pt., 84	Other recreation and amusements, including museums	3	(D)	(D)	(D)	AA

Table 5. Summary Statistics for Firms Subject to Federal Income Tax for Places With 350 Establishments or More: 1992 — Con.

[Includes only establishments with payroll. For meaning of abbreviations and symbols, see introductory text. For explanation of terms and comparability of 1987 and 1992 censuses, see appendix A. For information on geographic areas followed by ▲, see appendix F]

SIC code	Geographic area and kind of business or operation	Establishments (number)	Receipts (\$1,000)	Annual payroll (\$1,000)	First-quarter payroll (\$1,000)	Paid employees for pay period including March 12 (number)
SOUTHFIELD—Con.						
80	Health services	554	430 891	219 236	44 566	5 948
801	Offices and clinics of doctors of medicine	316	244 136	137 149	27 269	2 293
8011 pt.	Offices of doctors of medicine	309	225 256	128 732	25 594	2 138
8011 pt.	General medical clinics	7	18 880	8 417	1 675	155
802	Offices and clinics of dentists	86	38 960	19 283	3 814	588
803	Offices and clinics of doctors of osteopathy	16	8 645	4 952	961	68
804	Offices and clinics of other health practitioners	70	27 073	10 631	2 162	506
8041	Offices and clinics of chiropractors	11	1 020	230	41	20
8042	Offices and clinics of optometrists	10	4 476	1 263	291	54
8043	Offices and clinics of podiatrists	13	4 157	1 615	290	80
8049	Offices and clinics of health practitioners, n.e.c.	36	17 420	7 523	1 540	352
805	Nursing and personal care facilities	6	13 957	7 594	1 931	616
8051	Skilled nursing care facilities	5	(D)	(D)	(D)	EE
8052	Intermediate care facilities	—	—	—	—	—
8059	Nursing and personal care facilities, n.e.c.	1	(D)	(D)	(D)	CC
806	Hospitals	1	(D)	(D)	(D)	CC
8062	General medical and surgical hospitals	—	—	—	—	—
8063, 9	Specialty hospitals	1	(D)	(D)	(D)	CC
807, 8, 9	Other health services	59	(D)	(D)	(D)	GG
807	Medical and dental laboratories	19	49 492	17 014	3 378	664
8071	Medical laboratories	14	48 738	16 608	3 265	639
8072	Dental laboratories	5	754	406	113	25
808	Home health care services	15	17 852	10 261	2 287	732
809	Miscellaneous health and allied services, n.e.c.	25	(D)	(D)	(D)	EE
8092	Kidney dialysis centers	1	(D)	(D)	(D)	BB
8093	Specialty outpatient facilities, n.e.c.	14	7 289	3 165	664	114
8099	Health and allied services, n.e.c.	10	(D)	(D)	(D)	CC
81	Legal services	349	294 236	154 984	28 088	2 544
823, 4, 9	Selected educational services	41	35 750	13 349	4 111	669
823	Libraries	—	—	—	—	—
824	Vocational schools	25	26 107	10 266	3 138	571
829	Schools and educational services, n.e.c.	16	9 643	3 083	973	98
83	Social services	49	15 872	7 773	1 722	541
835	Child day care services	27	5 744	2 529	551	298
832, 3, 6, 9	Other social services	22	10 128	5 244	1 171	243
87 ex. 8733	Engineering, accounting, research, management, and related services (except noncommercial research organizations)	381	480 029	211 423	46 641	5 726
871	Engineering, architectural, and surveying services	87	125 709	63 683	14 948	1 447
8711	Engineering services	57	90 063	46 429	10 787	1 011
8712	Architectural services	29	(D)	(D)	(D)	EE
8713	Surveying services	1	(D)	(D)	(D)	AA
872	Accounting, auditing, and bookkeeping services	150	100 282	44 732	9 290	1 231
873 ex. 8733	Research, development, and testing services (except noncommercial research organizations)	17	47 848	19 417	3 984	773
8731	Commercial physical and biological research	2	(D)	(D)	(D)	AA
8732	Commercial economic, sociological, and educational research	13	45 269	18 622	3 818	748
8734	Testing laboratories	2	(D)	(D)	(D)	AA
874	Management and public relations services	127	206 190	83 591	18 419	2 275
8741	Management services	47	72 979	29 761	6 557	1 040
8742	Management consulting services	56	122 872	49 108	10 810	1 121
8743	Public relations services	11	(D)	(D)	(D)	BB
8744	Facilities support management services	—	—	—	—	—
8748	Business consulting services, n.e.c.	13	(D)	(D)	(D)	BB
89	Services, n.e.c.	13	(D)	(D)	(D)	BB
STERLING HEIGHTS						
	Total	669	731 233	236 201	54 197	8 475
70 ex. 704	Hotels, rooming houses, camps, and other lodging places (except membership lodging)	4	5 487	1 897	466	173
7011	Hotels and motels	4	5 487	1 897	466	173
7011 pt.	Hotels	1	(D)	(D)	(D)	CC
7011 pt.	Motels, motor hotels, and tourist courts	3	(D)	(D)	(D)	BB
702, 3	Other lodging places	—	—	—	—	—

MI-70 MICHIGAN

SERVICE INDUSTRIES—GEOGRAPHIC AREA SERIES

Table 5. Summary Statistics for Firms Subject to Federal Income Tax for Places With 350 Establishments or More: 1992 — Con.

[Includes only establishments with payroll. For meaning of abbreviations and symbols, see introductory text. For explanation of terms and comparability of 1987 and 1992 censuses, see appendix A. For information on geographic areas followed by ▲, see appendix F.]

SIC code	Geographic area and kind of business or operation	Establishments (number)	Receipts (\$1,000)	Annual payroll (\$1,000)	First-quarter payroll (\$1,000)	Paid employees for pay period including March 12 (number)
STERLING HEIGHTS—Con.						
72	Personal services	95	15 037	5 251	1 218	494
721	Laundry, cleaning, and garment services	27	3 322	879	197	92
7211	Power laundries, family and commercial*	1	(D)	(D)	(D)	AA
7213	Linen supply*	—	—	—	—	—
7215	Coin-operated laundries and drycleaning	4	(D)	(D)	(D)	AA
7216	Drycleaning plants, except rug cleaning*	18	2 098	541	126	65
7217	Carpet and upholstery cleaning	3	540	101	23	6
7218	Industrial laundriers*	—	—	—	—	—
7212, 9	Other laundry, cleaning, and garment services*	1	(D)	(D)	(D)	AA
722	Photographic studios, portrait	6	1 315	267	55	25
723, 4	Beauty and barber shops	48	7 260	3 267	751	292
723	Beauty shops	47	(D)	(D)	(D)	EE
724	Barber shops	1	(D)	(D)	(D)	AA
725	Shoe repair shops and shoeshine parlors	1	(D)	(D)	(D)	AA
726	Funeral service and crematories	2	(D)	(D)	(D)	BB
729	Miscellaneous personal services	11	(D)	(D)	(D)	BB
73	Business services	125	94 540	39 471	8 745	2 047
731	Advertising	5	610	143	37	8
732	Consumer credit reporting agencies, mercantile reporting agencies, and adjustment and collection agencies	—	—	—	—	—
733	Mailing, reproduction, commercial art and photography, and stenographic services	9	3 976	1 417	295	88
734	Services to dwellings and other buildings	34	4 600	1 842	371	181
735	Miscellaneous equipment rental and leasing	6	3 593	1 260	283	42
736	Personnel supply services	12	24 024	12 684	2 810	941
737	Computer programming, data processing, and other computer related services	26	40 444	15 265	3 330	443
7371, 2, 3	Computer programming, prepackaged software, and integrated systems	17	(D)	(D)	(D)	CC
7374, 5, 6	Data processing services	5	(D)	(D)	(D)	CC
7377, 8, 9	Computer rental and leasing, maintenance, and related services, n.e.c.	4	(D)	(D)	(D)	AA
738	Miscellaneous business services	33	17 293	6 860	1 619	344
75	Automotive repair, services, and parking	50	25 759	9 096	1 952	386
751	Automotive rental and leasing, without drivers	—	—	—	—	—
752	Automobile parking	—	—	—	—	—
753	Automotive repair shops	35	20 231	6 601	1 479	266
7532	Top, body, and upholstery repair shops and paint shops	9	3 887	1 492	316	57
7538	General automotive repair shops	20	13 207	4 615	1 015	173
7533, 4, 6, 7, 9	Other automotive repair shops	6	3 137	494	148	36
754	Automotive services, except repair	15	5 528	2 495	473	120
76	Miscellaneous repair services	26	16 274	7 073	1 588	288
762	Electrical repair shops	6	11 543	6 013	1 358	227
7622	Radio and television repair shops	1	(D)	(D)	(D)	AA
7623, 9	Other electrical and electronic repair shops	5	(D)	(D)	(D)	CC
763	Watch, clock, and jewelry repair	1	(D)	(D)	(D)	AA
764	Reupholstery and furniture repair	1	(D)	(D)	(D)	AA
769	Miscellaneous repair and related services	18	(D)	(D)	(D)	BB
78, 79, 84	Amusement and recreation services, including motion pictures and museums	42	29 979	6 944	1 492	521
781, 2	Motion picture production, distribution, and services	1	(D)	(D)	(D)	AA
783	Motion picture theaters	4	9 000	1 130	283	131
784	Video tape rental	11	2 319	410	105	58
792	Theatrical producers (except motion picture), bands, orchestras, and entertainers	2	(D)	(D)	(D)	AA
793	Bowling centers	5	5 260	1 906	576	109
79 ex. 792, 3, 84	Commercial sports and other amusement and recreation services, including museums	19	13 206	3 466	522	219
80	Health services	171	95 441	38 894	8 379	1 411
801	Offices and clinics of doctors of medicine	46	35 963	13 993	2 715	291
802	Offices and clinics of dentists	58	26 434	11 684	2 697	504
803	Offices and clinics of doctors of osteopathy	12	8 507	4 662	1 050	119
804	Offices and clinics of other health practitioners	46	12 960	2 929	660	152
805	Nursing and personal care facilities	1	(D)	(D)	(D)	EE
806	Hospitals	—	—	—	—	—
807, 8, 9	Other health services	8	(D)	(D)	(D)	BB
81	Legal services	29	13 201	6 851	1 268	150
823, 4, 9	Selected educational services	3	(D)	(D)	(D)	AA
83	Social services	20	(D)	(D)	(D)	CC
835	Child day care services	13	2 436	1 035	238	138
832, 3, 6, 9	Other social services	7	(D)	(D)	(D)	BB

Table 5. Summary Statistics for Firms Subject to Federal Income Tax for Places With 350 Establishments or More: 1992 — Con.

[Includes only establishments with payroll. For meaning of abbreviations and symbols, see introductory text. For explanation of terms and comparability of 1987 and 1992 censuses, see appendix A. For information on geographic areas followed by ▲, see appendix F]

SIC code	Geographic area and kind of business or operation	Establishments (number)	Receipts (\$1,000)	Annual payroll (\$1,000)	First-quarter payroll (\$1,000)	Paid employees for pay period including March 12 (number)
STERLING HEIGHTS—Con.						
87 ex. 8733	Engineering, accounting, research, management, and related services (except noncommercial research organizations) -----	104	429 694	118 633	28 594	2 800
871	Engineering, architectural, and surveying services -----	52	412 112	110 114	26 421	2 446
872	Accounting, auditing, and bookkeeping services -----	22	4 589	2 414	528	84
873 ex. 8733	Research, development, and testing services (except noncommercial research organizations) -----	8	4 251	1 672	391	151
874	Management and public relations services -----	22	8 742	4 433	1 254	119
89	Services, n.e.c. -----	-	-	-	-	-
TRAVERSE CITY ▲						
	Total -----	769	296 446	119 203	24 429	5 174
70 ex. 704	Hotels, rooming houses, camps, and other lodging places (except membership lodging) -----	31	(D)	(D)	(D)	FF
7011	Hotels and motels -----	30	(D)	(D)	(D)	FF
7011 pt.	Hotels -----	8	(D)	(D)	(D)	EE
7011 pt.	Motels, motor hotels, and tourist courts -----	22	(D)	(D)	(D)	CC
702, 3	Other lodging places -----	1	(D)	(D)	(D)	AA
72	Personal services -----	61	14 174	4 563	1 064	389
721	Laundry, cleaning, and garment services -----	15	6 683	2 168	473	146
7211	Power laundries, family and commercial* -----	-	-	-	-	-
7213	Linen supply* -----	1	(D)	(D)	(D)	BB
7215	Coin-operated laundries and drycleaning -----	4	(D)	(D)	(D)	AA
7216	Drycleaning plants, except rug cleaning* -----	3	(D)	(D)	(D)	BB
7217	Carpet and upholstery cleaning -----	4	(D)	(D)	(D)	AA
7218	Industrial laundries* -----	2	(D)	(D)	(D)	BB
7212, 9	Other laundry, cleaning, and garment services* -----	1	(D)	(D)	(D)	AA
722	Photographic studios, portrait -----	5	618	88	19	8
723, 4	Beauty and barber shops -----	25	(D)	(D)	(D)	CC
723	Beauty shops -----	25	(D)	(D)	(D)	CC
724	Barber shops -----	-	-	-	-	-
725	Shoe repair shops and shoeshine parlors -----	1	(D)	(D)	(D)	AA
726	Funeral service and crematories -----	3	(D)	(D)	(D)	BB
729	Miscellaneous personal services -----	12	(D)	(D)	(D)	BB
73	Business services -----	98	30 014	14 897	2 826	717
731	Advertising -----	8	(D)	(D)	(D)	BB
732	Consumer credit reporting agencies, mercantile reporting agencies, and adjustment and collection agencies -----	3	(D)	(D)	(D)	AA
733	Mailing, reproduction, commercial art and photography, and stenographic services -----	16	4 065	1 753	421	105
734	Services to dwellings and other buildings -----	19	2 105	778	163	74
735	Miscellaneous equipment rental and leasing -----	9	(D)	(D)	(D)	BB
736	Personnel supply services -----	7	(D)	(D)	(D)	EE
737	Computer programming, data processing, and other computer related services -----	14	(D)	(D)	(D)	BB
7371, 2, 3	Computer programming, prepackaged software, and integrated systems -----	8	2 238	762	176	29
7374, 5, 6	Data processing services -----	1	(D)	(D)	(D)	AA
7377, 8, 9	Computer rental and leasing, maintenance, and related services, n.e.c. -----	5	(D)	(D)	(D)	AA
738	Miscellaneous business services -----	22	(D)	(D)	(D)	BB
75	Automotive repair, services, and parking -----	61	22 177	5 315	1 169	289
751	Automotive rental and leasing, without drivers -----	6	4 765	720	156	38
752	Automobile parking -----	-	-	-	-	-
753	Automotive repair shops -----	49	15 629	4 121	907	215
7532	Top, body, and upholstery repair shops and paint shops -----	18	4 082	1 191	278	65
7538	General automotive repair shops -----	18	7 383	1 826	389	97
7533, 4, 6, 7, 9	Other automotive repair shops -----	13	4 164	1 104	240	53
754	Automotive services, except repair -----	6	1 783	474	106	36
76	Miscellaneous repair services -----	27	8 734	2 499	577	132
762	Electrical repair shops -----	8	(D)	(D)	(D)	BB
7622	Radio and television repair shops -----	-	-	-	-	-
7623, 9	Other electrical and electronic repair shops -----	8	(D)	(D)	(D)	BB
763	Watch, clock, and jewelry repair -----	-	-	-	-	-
764	Reupholstery and furniture repair -----	2	(D)	(D)	(D)	AA
769	Miscellaneous repair and related services -----	17	(D)	(D)	(D)	BB
78, 79, 84	Amusement and recreation services, including motion pictures and museums -----	44	14 387	2 924	685	349
781, 2	Motion picture production, distribution, and services -----	1	(D)	(D)	(D)	AA
783	Motion picture theaters -----	4	(D)	(D)	(D)	BB
784	Video tape rental -----	5	2 673	757	180	56
792	Theatrical producers (except motion picture), bands, orchestras, and entertainers -----	2	-	-	-	-
793	Bowling centers -----	2	(D)	(D)	(D)	BB
79 ex. 792, 3, 84	Commercial sports and other amusement and recreation services, including museums -----	32	6 152	1 136	248	169

MI-72 MICHIGAN

SERVICE INDUSTRIES—GEOGRAPHIC AREA SERIES

Table 5. Summary Statistics for Firms Subject to Federal Income Tax for Places With 350 Establishments or More: 1992 — Con.

[Includes only establishments with payroll. For meaning of abbreviations and symbols, see introductory text. For explanation of terms and comparability of 1987 and 1992 censuses, see appendix A. For information on geographic areas followed by ▲, see appendix F]

SIC code	Geographic area and kind of business or operation	Establishments (number)	Receipts (\$1,000)	Annual payroll (\$1,000)	First-quarter payroll (\$1,000)	Paid employees for pay period including March 12 (number)
TRAVERSE CITY ▲—Con.						
80	Health services	214	100 558	48 405	9 534	1 473
801	Offices and clinics of doctors of medicine	87	(D)	(D)	(D)	FF
802	Offices and clinics of dentists	48	15 541	5 998	1 309	254
803	Offices and clinics of doctors of osteopathy	23	6 268	3 043	616	71
804	Offices and clinics of other health practitioners	36	6 822	1 960	420	100
805	Nursing and personal care facilities	4	(D)	(D)	(D)	EE
806	Hospitals	—	—	—	—	—
807, 8, 9	Other health services	16	(D)	(D)	(D)	CC
81	Legal services	73	23 755	10 385	1 958	314
823, 4, 9	Selected educational services	1	(D)	(D)	(D)	AA
83	Social services	38	4 131	1 184	271	124
835	Child day care services	16	802	235	59	33
832, 3, 6, 9	Other social services	22	3 329	949	212	91
87 ex. 8733	Engineering, accounting, research, management, and related services (except noncommercial research organizations)	113	50 367	22 416	4 684	789
871	Engineering, architectural, and surveying services	29	17 258	8 942	1 901	248
872	Accounting, auditing, and bookkeeping services	45	(D)	(D)	(D)	CC
873 ex. 8733	Research, development, and testing services (except noncommercial research organizations)	3	(D)	(D)	(D)	BB
874	Management and public relations services	36	(D)	(D)	(D)	EE
89	Services, n.e.c.	8	(D)	(D)	(D)	BB
TROY						
	Total	1 497	1 966 561	898 435	220 115	27 543
70 ex. 704	Hotels, rooming houses, camps, and other lodging places (except membership lodging)	12	42 648	12 399	2 920	837
7011	Hotels and motels	12	42 648	12 399	2 920	837
7011 pt.	Hotels	9	(D)	(D)	(D)	FF
7011 pt.	Motels, motor hotels, and tourist courts	3	(D)	(D)	(D)	BB
702, 3	Other lodging places	—	—	—	—	—
72	Personal services	96	26 457	10 532	2 300	779
721	Laundry, cleaning, and garment services	22	7 577	2 801	656	205
7211	Power laundries, family and commercial*	1	(D)	(D)	(D)	AA
7213	Linen supply*	—	—	—	—	—
7215	Coin-operated laundries and drycleaning	1	(D)	(D)	(D)	AA
7216	Drycleaning plants, except rug cleaning*	14	3 310	1 187	265	112
7217	Carpet and upholstery cleaning	3	(D)	(D)	(D)	BB
7218	Industrial launderers*	1	(D)	(D)	(D)	AA
7212, 9	Other laundry, cleaning, and garment services*	2	(D)	(D)	(D)	BB
722	Photographic studios, portrait	12	3 360	623	145	72
723, 4	Beauty and barber shops	46	10 770	5 146	1 165	433
723	Beauty shops	45	(D)	(D)	(D)	EE
724	Barber shops	1	(D)	(D)	(D)	AA
725	Shoe repair shops and shoeshine parlors	1	(D)	(D)	(D)	AA
726	Funeral service and crematories	1	(D)	(D)	(D)	BB
729	Miscellaneous personal services	14	(D)	(D)	(D)	BB
73	Business services	416	781 862	387 055	105 780	13 033
731	Advertising	52	78 814	30 708	7 698	745
732	Consumer credit reporting agencies, mercantile reporting agencies, and adjustment and collection agencies	6	6 240	2 222	496	96
733	Mailing, reproduction, commercial art and photography, and stenographic services	54	51 763	21 181	5 083	597
734	Services to dwellings and other buildings	41	33 039	17 587	4 120	1 157
735	Miscellaneous equipment rental and leasing	16	13 467	3 001	813	95
736	Personnel supply services	68	91 332	61 834	13 613	2 897
737	Computer programming, data processing, and other computer related services	113	325 271	194 570	60 858	5 715
7371, 2, 3	Computer programming, prepackaged software, and integrated systems	68	78 555	28 429	6 626	609
7374, 5, 6	Data processing services	20	192 464	140 626	49 891	4 583
7377, 8, 9	Computer rental and leasing, maintenance, and related services, n.e.c.	25	54 252	25 515	4 341	523
738	Miscellaneous business services	66	181 936	55 952	13 099	1 731
75	Automotive repair, services, and parking	56	35 631	10 181	2 315	377
751	Automotive rental and leasing, without drivers	3	(D)	(D)	(D)	AA
752	Automobile parking	—	—	—	—	—
753	Automotive repair shops	48	31 933	9 420	2 164	338
7532	Top, body, and upholstery repair shops and paint shops	13	16 073	5 470	1 235	163
7538	General automotive repair shops	15	7 465	1 435	302	70
7533, 4, 6, 7, 9	Other automotive repair shops	20	8 395	2 515	627	105
754	Automotive services, except repair	5	(D)	(D)	(D)	BB

Table 5. Summary Statistics for Firms Subject to Federal Income Tax for Places With 350 Establishments or More: 1992 — Con.

[Includes only establishments with payroll. For meaning of abbreviations and symbols, see introductory text. For explanation of terms and comparability of 1987 and 1992 censuses, see appendix A. For information on geographic areas followed by ▲, see appendix F]

SIC code	Geographic area and kind of business or operation	Establishments (number)	Receipts (\$1,000)	Annual payroll (\$1,000)	First-quarter payroll (\$1,000)	Paid employees for pay period including March 12 (number)
TROY—Con.						
76	Miscellaneous repair services -----	41	25 359	9 221	1 965	375
762	Electrical repair shops -----	14	11 197	3 820	919	124
7622	Radio and television repair shops -----	6	3 625	1 705	430	61
7623, 9	Other electrical and electronic repair shops -----	8	7 572	2 115	489	63
763	Watch, clock, and jewelry repair -----	2	(D)	(D)	(D)	AA
764	Reupholstery and furniture repair -----	2	(D)	(D)	(D)	AA
769	Miscellaneous repair and related services -----	23	13 562	5 191	998	234
78, 79, 84	Amusement and recreation services, including motion pictures and museums -----	45	48 626	14 797	4 249	585
781, 2	Motion picture production, distribution, and services -----	21	33 136	11 597	3 471	315
783	Motion picture theaters -----	1	(D)	(D)	(D)	BB
784	Video tape rental -----	3	(D)	(D)	(D)	BB
792	Theatrical producers (except motion picture), bands, orchestras, and entertainers -----	5	1 326	634	143	26
793	Bowling centers -----	2	(D)	(D)	(D)	BB
79 ex. 792, 3, 84	Commercial sports and other amusement and recreation services, including museums -----	13	8 762	1 511	371	130
80	Health services -----	244	189 112	65 704	12 306	1 632
801	Offices and clinics of doctors of medicine -----	125	145 510	46 396	8 341	842
802	Offices and clinics of dentists -----	50	14 395	5 446	1 191	256
803	Offices and clinics of doctors of osteopathy -----	10	5 464	2 482	489	76
804	Offices and clinics of other health practitioners -----	35	8 644	3 189	683	140
805	Nursing and personal care facilities -----	2	(D)	(D)	(D)	AA
806	Hospitals -----	—	—	—	—	—
807, 8, 9	Other health services -----	22	(D)	(D)	(D)	EE
81	Legal services -----	167	126 331	67 711	12 830	1 237
823, 4, 9	Selected educational services -----	15	24 149	10 299	2 543	447
83	Social services -----	38	12 874	5 961	1 573	589
835	Child day care services -----	28	7 177	3 460	862	474
832, 3, 6, 9	Other social services -----	10	5 697	2 501	711	115
87 ex. 8733	Engineering, accounting, research, management, and related services (except noncommercial research organizations) -----	352	641 890	301 022	70 322	7 521
871	Engineering, architectural, and surveying services -----	130	303 002	170 787	38 813	3 865
872	Accounting, auditing, and bookkeeping services -----	119	64 335	31 985	6 911	887
873 ex. 8733	Research, development, and testing services (except noncommercial research organizations) -----	18	56 388	18 156	4 443	399
874	Management and public relations services -----	85	218 165	80 094	20 155	2 370
89	Services, n.e.c. -----	15	11 622	3 553	1 012	131
WARREN						
	Total -----	976	843 354	384 981	90 103	16 434
70 ex. 704	Hotels, rooming houses, camps, and other lodging places (except membership lodging) -----	21	(D)	(D)	(D)	EE
7011	Hotels and motels -----	19	16 406	4 385	1 218	401
7011 pt. 7011 pt.	Hotels -----	7	10 384	2 971	873	243
	Motels, motor hotels, and tourist courts -----	12	6 022	1 414	345	158
702, 3	Other lodging places -----	2	(D)	(D)	(D)	AA
72	Personal services -----	110	20 226	6 581	1 747	597
721	Laundry, cleaning, and garment services -----	22	3 988	1 106	293	125
7211	Power laundries, family and commercial* -----	—	—	—	—	—
7213	Linen supply* -----	—	—	—	—	—
7215	Coin-operated laundries and drycleaning -----	2	(D)	(D)	(D)	AA
7216	Drycleaning plants, except rug cleaning* -----	12	2 905	805	230	99
7217	Carpet and upholstery cleaning -----	4	442	153	30	15
7218	Industrial launderers* -----	—	—	—	—	—
7212, 9	Other laundry, cleaning, and garment services* -----	4	(D)	(D)	(D)	AA
722	Photographic studios, portrait -----	8	2 470	762	199	55
723, 4	Beauty and barber shops -----	52	4 725	2 092	500	241
723	Beauty shops -----	48	4 480	1 970	471	228
724	Barber shops -----	4	245	122	29	13
725	Shoe repair shops and shoeshine parlors -----	2	(D)	(D)	(D)	AA
726	Funeral service and crematories -----	9	5 509	1 301	331	56
729	Miscellaneous personal services -----	17	(D)	(D)	(D)	CC

MI-74 MICHIGAN

SERVICE INDUSTRIES—GEOGRAPHIC AREA SERIES

Table 5. Summary Statistics for Firms Subject to Federal Income Tax for Places With 350 Establishments or More: 1992 — Con.

[Includes only establishments with payroll. For meaning of abbreviations and symbols, see introductory text. For explanation of terms and comparability of 1987 and 1992 censuses, see appendix A. For information on geographic areas followed by ▲, see appendix F]

SIC code	Geographic area and kind of business or operation	Establishments (number)	Receipts (\$1,000)	Annual payroll (\$1,000)	First-quarter payroll (\$1,000)	Paid employees for pay period including March 12 (number)
	WARREN—Con.					
73	Business services	146	245 812	129 814	32 434	7 360
731	Advertising	6	(D)	(D)	(D)	FF
732	Consumer credit reporting agencies, mercantile reporting agencies, and adjustment and collection agencies	3	(D)	(D)	(D)	BB
733	Mailing, reproduction, commercial art and photography, and stenographic services	8	26 649	11 081	2 565	425
734	Services to dwellings and other buildings	28	3 898	1 586	393	202
735	Miscellaneous equipment rental and leasing	16	11 591	4 662	1 077	127
736	Personnel supply services	22	55 134	29 704	7 247	4 194
737	Computer programming, data processing, and other computer related services	34	14 374	5 187	1 483	168
7371, 2, 3	Computer programming, prepackaged software, and integrated systems	13	2 132	625	121	23
7374, 5, 6	Data processing services	14	11 341	4 250	1 321	133
7377, 8, 9	Computer rental and leasing, maintenance, and related services, n.e.c.	7	901	312	41	12
738	Miscellaneous business services	29	(D)	(D)	(D)	GG
75	Automotive repair, services, and parking	138	68 594	12 544	2 914	633
751	Automotive rental and leasing, without drivers	13	23 080	1 140	187	45
752	Automobile parking	—	—	—	—	—
753	Automotive repair shops	99	40 492	9 762	2 312	435
7532	Top, body, and upholstery repair shops and paint shops	27	11 362	3 482	781	132
7538	General automotive repair shops	39	10 505	2 709	653	146
7533, 4, 6, 7, 9	Other automotive repair shops	33	18 625	3 571	878	157
754	Automotive services, except repair	26	5 022	1 642	415	153
76	Miscellaneous repair services	69	38 588	12 792	3 103	529
762	Electrical repair shops	11	6 851	2 782	690	108
7622	Radio and television repair shops	5	3 100	1 408	349	44
7623, 9	Other electrical and electronic repair shops	6	3 751	1 374	341	64
763	Watch, clock, and jewelry repair	2	(D)	(D)	(D)	AA
764	Reupholstery and furniture repair	3	1 103	185	43	13
769	Miscellaneous repair and related services	53	(D)	(D)	(D)	EE
78, 79, 84	Amusement and recreation services, including motion pictures and museums	36	20 713	4 253	1 091	510
781, 2	Motion picture production, distribution, and services	1	(D)	(D)	(D)	AA
783	Motion picture theaters	1	(D)	(D)	(D)	BB
784	Video tape rental	11	(D)	(D)	(D)	BB
792	Theatrical producers (except motion picture), bands, orchestras, and entertainers	3	(D)	(D)	(D)	AA
793	Bowling centers	7	7 731	1 952	505	238
79 ex. 792, 3; 84	Commercial sports and other amusement and recreation services, including museums	13	5 046	1 180	300	122
80	Health services	275	215 054	97 061	20 762	3 194
801	Offices and clinics of doctors of medicine	110	104 294	43 681	9 064	910
802	Offices and clinics of dentists	74	33 679	16 113	3 550	663
803	Offices and clinics of doctors of osteopathy	35	25 080	12 462	2 590	252
804	Offices and clinics of other health practitioners	38	13 499	6 157	1 110	178
805	Nursing and personal care facilities	4	25 393	12 685	2 963	907
806	Hospitals	1	(D)	(D)	(D)	CC
807, 8, 9	Other health services	13	(D)	(D)	(D)	CC
81	Legal services	43	8 435	3 358	693	132
823, 4, 9	Selected educational services	5	1 622	561	137	33
83	Social services	22	4 010	1 543	408	178
835	Child day care services	14	1 377	675	164	90
832, 3, 6, 9	Other social services	8	2 633	868	244	88
87 ex. 8733	Engineering, accounting, research, management, and related services (except noncommercial research organizations)	105	201 003	110 587	25 206	2 791
871	Engineering, architectural, and surveying services	61	180 711	101 501	23 303	2 448
872	Accounting, auditing, and bookkeeping services	23	3 184	1 562	455	102
873 ex. 8733	Research, development, and testing services (except noncommercial research organizations)	5	3 069	1 387	292	52
874	Management and public relations services	16	14 039	6 137	1 156	189
89	Services, n.e.c.	6	(D)	(D)	(D)	BB

Table 5. Summary Statistics for Firms Subject to Federal Income Tax for Places With 350 Establishments or More: 1992 — Con.

[Includes only establishments with payroll. For meaning of abbreviations and symbols, see introductory text. For explanation of terms and comparability of 1987 and 1992 censuses, see appendix A. For information on geographic areas followed by ▲, see appendix F]

SIC code	Geographic area and kind of business or operation	Establishments (number)	Receipts (\$1,000)	Annual payroll (\$1,000)	First-quarter payroll (\$1,000)	Paid employees for pay period including March 12 (number)
WATERFORD TOWNSHIP						
	Total	471	156 340	67 829	14 398	3 041
70 ex. 704	Hotels, rooming houses, camps, and other lodging places (except membership lodging)	4	(D)	(D)	(D)	BB
7011	Hotels and motels	3	(D)	(D)	(D)	AA
7011 pt.	Hotels	—	—	—	—	—
7011 pt.	Motels, motor hotels, and tourist courts	3	(D)	(D)	(D)	AA
702, 3	Other lodging places	1	(D)	(D)	(D)	AA
72	Personal services	70	11 812	4 012	863	342
721	Laundry, cleaning, and garment services	16	1 770	420	105	59
7211	Power laundries, family and commercial*	—	—	—	—	—
7213	Linen supply*	—	—	—	—	—
7215	Coin-operated laundries and drycleaning	4	(D)	(D)	(D)	AA
7216	Drycleaning plants, except rug cleaning*	9	1 176	296	71	45
7217	Carpet and upholstery cleaning	1	(D)	(D)	(D)	AA
7218	Industrial laundriers*	—	—	—	—	—
7212, 9	Other laundry, cleaning, and garment services*	2	(D)	(D)	(D)	AA
722	Photographic studios, portrait	6	2 055	403	93	46
723, 4	Beauty and barber shops	36	4 362	2 014	389	184
723	Beauty shops	36	4 362	2 014	389	184
724	Barber shops	—	—	—	—	—
725	Shoe repair shops and shoeshine parlors	1	(D)	(D)	(D)	AA
726	Funeral service and crematories	4	2 338	646	147	25
729	Miscellaneous personal services	7	(D)	(D)	(D)	BB
73	Business services	59	35 700	21 774	4 434	801
731	Advertising	—	—	—	—	—
732	Consumer credit reporting agencies, mercantile reporting agencies, and adjustment and collection agencies	—	—	—	—	—
733	Mailing, reproduction, commercial art and photography, and stenographic services	5	506	200	40	10
734	Services to dwellings and other buildings	16	1 889	871	195	103
735	Miscellaneous equipment rental and leasing	8	6 514	1 794	385	73
736	Personnel supply services	5	(D)	(D)	(D)	EE
737	Computer programming, data processing, and other computer related services	8	2 902	1 561	304	59
7371, 2, 3	Computer programming, prepackaged software, and integrated systems	5	(D)	(D)	(D)	BB
7374, 5, 6	Data processing services	1	(D)	(D)	(D)	BB
7377, 8, 9	Computer rental and leasing, maintenance, and related services, n.e.c.	2	(D)	(D)	(D)	AA
738	Miscellaneous business services	17	(D)	(D)	(D)	CC
75	Automotive repair, services, and parking	76	21 832	5 921	1 425	375
751	Automotive rental and leasing, without drivers	3	1 223	340	84	14
752	Automobile parking	—	—	—	—	—
753	Automotive repair shops	52	16 735	4 569	1 114	259
7532	Top, body, and upholstery repair shops and paint shops	14	6 411	1 485	391	112
7538	General automotive repair shops	24	6 587	2 075	492	91
7533, 4, 6, 7, 9	Other automotive repair shops	14	3 737	1 009	231	56
754	Automotive services, except repair	21	3 874	1 012	227	102
76	Miscellaneous repair services	30	7 225	2 204	458	86
762	Electrical repair shops	7	2 154	939	233	39
7622	Radio and television repair shops	3	474	156	27	7
7623, 9	Other electrical and electronic repair shops	4	1 680	783	206	32
763	Watch, clock, and jewelry repair	1	(D)	(D)	(D)	AA
764	Reupholstery and furniture repair	4	354	112	27	7
769	Miscellaneous repair and related services	18	(D)	(D)	(D)	BB
78, 79, 84	Amusement and recreation services, including motion pictures and museums	25	7 093	1 874	415	209
781, 2	Motion picture production, distribution, and services	—	—	—	—	—
783	Motion picture theaters	—	—	—	—	—
784	Video tape rental	4	351	57	12	12
792	Theatrical producers (except motion picture), bands, orchestras, and entertainers	2	(D)	(D)	(D)	BB
793	Bowling centers	2	(D)	(D)	(D)	BB
79 ex. 792, 3, 84	Commercial sports and other amusement and recreation services, including museums	17	5 380	1 406	291	141
80	Health services	109	50 974	23 252	4 733	795
801	Offices and clinics of doctors of medicine	22	9 707	4 491	895	144
802	Offices and clinics of dentists	42	19 779	9 138	1 868	322
803	Offices and clinics of doctors of osteopathy	16	10 631	5 774	1 132	125
804	Offices and clinics of other health practitioners	22	7 544	2 906	631	139
805	Nursing and personal care facilities	—	—	—	—	—
806	Hospitals	—	—	—	—	—
807, 8, 9	Other health services	7	3 313	943	207	65
81	Legal services	27	4 859	1 793	377	72
823, 4, 9	Selected educational services	6	4 485	1 385	329	68

MI-76 MICHIGAN

SERVICE INDUSTRIES—GEOGRAPHIC AREA SERIES

Table 5. Summary Statistics for Firms Subject to Federal Income Tax for Places With 350 Establishments or More: 1992 — Con.

[Includes only establishments with payroll. For meaning of abbreviations and symbols, see introductory text. For explanation of terms and comparability of 1987 and 1992 censuses, see appendix A. For information on geographic areas followed by ▲, see appendix F]

SIC code	Geographic area and kind of business or operation	Establishments (number)	Receipts (\$1,000)	Annual payroll (\$1,000)	First-quarter payroll (\$1,000)	Paid employees for pay period including March 12 (number)
WATERFORD TOWNSHIP — Con.						
83	Social services	14	1 677	688	171	107
835	Child day care services	12	(D)	(D)	(D)	CC
832, 3, 6, 9	Other social services	2	(D)	(D)	(D)	AA
87 ex. 8733	Engineering, accounting, research, management, and related services (except noncommercial research organizations)	48	9 476	4 434	1 075	156
871	Engineering, architectural, and surveying services	13	3 269	1 553	389	50
872	Accounting, auditing, and bookkeeping services	23	3 183	1 636	391	85
873 ex. 8733	Research, development, and testing services (except noncommercial research organizations)	1	(D)	(D)	(D)	AA
874	Management and public relations services	11	(D)	(D)	(D)	BB
89	Services, n.e.c.	3	(D)	(D)	(D)	AA
WEST BLOOMFIELD TOWNSHIP						
	Total	515	236 582	106 401	21 632	3 856
70 ex. 704	Hotels, rooming houses, camps, and other lodging places (except membership lodging)	6	3 687	1 174	336	153
7011	Hotels and motels	4	(D)	(D)	(D)	BB
7011 pt.	Hotels	—	—	—	—	—
7011 pt.	Motels, motor hotels, and tourist courts	4	(D)	(D)	(D)	BB
702, 3	Other lodging places	2	(D)	(D)	(D)	BB
72	Personal services	45	8 747	2 789	633	221
721	Laundry, cleaning, and garment services	10	919	263	56	20
7211	Power laundries, family and commercial*	—	—	—	—	—
7213	Linen supply*	—	—	—	—	—
7215	Coin-operated laundries and drycleaning	—	—	—	—	—
7216	Drycleaning plants, except rug cleaning*	3	(D)	(D)	(D)	AA
7217	Carpet and upholstery cleaning	4	267	69	21	4
7218	Industrial laundriers*	—	—	—	—	—
7212, 9	Other laundry, cleaning, and garment services*	3	(D)	(D)	(D)	AA
722	Photographic studios, portrait	2	(D)	(D)	(D)	AA
723, 4	Beauty and barber shops	25	6 680	2 157	478	150
723	Beauty shops	23	(D)	(D)	(D)	CC
724	Barber shops	2	(D)	(D)	(D)	AA
725	Shoe repair shops and shoeshine parlors	1	(D)	(D)	(D)	AA
726	Funeral service and crematories	—	—	—	—	—
729	Miscellaneous personal services	7	(D)	(D)	(D)	BB
73	Business services	93	35 288	13 767	2 792	558
731	Advertising	10	4 398	1 365	336	23
732	Consumer credit reporting agencies, mercantile reporting agencies, and adjustment and collection agencies	1	(D)	(D)	(D)	BB
733	Mailing, reproduction, commercial art and photography, and stenographic services	9	609	204	67	15
734	Services to dwellings and other buildings	12	3 230	1 765	414	187
735	Miscellaneous equipment rental and leasing	4	1 577	350	66	22
736	Personnel supply services	5	(D)	(D)	(D)	BB
737	Computer programming, data processing, and other computer related services	24	7 066	2 904	524	71
7371, 2, 3	Computer programming, prepackaged software, and integrated systems	16	3 357	1 789	287	53
7374, 5, 6	Data processing services	4	(D)	(D)	(D)	AA
7377, 8, 9	Computer rental and leasing, maintenance, and related services, n.e.c.	4	(D)	(D)	(D)	AA
738	Miscellaneous business services	28	11 246	3 504	701	165
75	Automotive repair, services, and parking	12	4 984	1 391	331	72
751	Automotive rental and leasing, without drivers	—	—	—	—	—
752	Automobile parking	1	(D)	(D)	(D)	AA
753	Automotive repair shops	7	(D)	(D)	(D)	BB
7532	Top, body, and upholstery repair shops and paint shops	2	(D)	(D)	(D)	AA
7538	General automotive repair shops	—	—	—	—	—
7533, 4, 6, 7, 9	Other automotive repair shops	5	2 293	530	117	16
754	Automotive services, except repair	4	(D)	(D)	(D)	BB
76	Miscellaneous repair services	6	730	259	78	14
762	Electrical repair shops	—	—	—	—	—
7622	Radio and television repair shops	—	—	—	—	—
7623, 9	Other electrical and electronic repair shops	—	—	—	—	—
763	Watch, clock, and jewelry repair	—	—	—	—	—
764	Reupholstery and furniture repair	—	—	—	—	—
769	Miscellaneous repair and related services	6	730	259	78	14

Table 5. Summary Statistics for Firms Subject to Federal Income Tax for Places With 350 Establishments or More: 1992 — Con.

[Includes only establishments with payroll. For meaning of abbreviations and symbols, see introductory text. For explanation of terms and comparability of 1987 and 1992 censuses, see appendix A. For information on geographic areas followed by ▲, see appendix F]

SIC code	Geographic area and kind of business or operation	Establishments (number)	Receipts (\$1,000)	Annual payroll (\$1,000)	First-quarter payroll (\$1,000)	Paid employees for pay period including March 12 (number)
WEST BLOOMFIELD TOWNSHIP — Con.						
78, 79, 84	Amusement and recreation services, including motion pictures and museums	33	18 121	3 984	767	313
781, 2	Motion picture production, distribution, and services	7	2 374	463	89	13
783	Motion picture theaters	1	(D)	(D)	(D)	BB
784	Video tape rental	3	(D)	(D)	(D)	BB
792	Theatrical producers (except motion picture), bands, orchestras, and entertainers	3	(D)	(D)	(D)	AA
793	Bowling centers	1	(D)	(D)	(D)	BB
79 ex. 792, 3; 84	Commercial sports and other amusement and recreation services, including museums	18	10 274	2 659	453	207
80	Health services	154	80 719	39 379	7 940	1 504
801	Offices and clinics of doctors of medicine	65	30 162	17 343	2 981	351
802	Offices and clinics of dentists	41	14 120	6 190	1 303	232
803	Offices and clinics of doctors of osteopathy	13	7 472	3 824	720	52
804	Offices and clinics of other health practitioners	17	5 447	2 167	583	94
805	Nursing and personal care facilities	6	18 539	7 981	1 991	675
806	Hospitals	—	—	—	—	—
807, 8, 9	Other health services	12	4 979	1 874	362	100
81	Legal services	17	5 399	2 788	483	78
823, 4, 9	Selected educational services	8	2 150	944	226	69
83	Social services	27	2 368	951	211	98
835	Child day care services	20	1 891	724	166	92
832, 3, 6, 9	Other social services	7	477	227	45	6
87 ex. 8733	Engineering, accounting, research, management, and related services (except noncommercial research organizations)	110	72 938	38 462	7 751	748
871	Engineering, architectural, and surveying services	19	(D)	(D)	(D)	CC
872	Accounting, auditing, and bookkeeping services	41	17 548	6 565	1 364	202
873 ex. 8733	Research, development, and testing services (except noncommercial research organizations)	2	(D)	(D)	(D)	AA
874	Management and public relations services	48	41 585	23 385	4 464	415
89	Services, n.e.c.	4	1 451	513	84	28
WYOMING						
	Total	389	203 289	76 860	17 354	4 483
70 ex. 704	Hotels, rooming houses, camps, and other lodging places (except membership lodging)	6	4 909	1 215	325	253
7011	Hotels and motels	6	4 909	1 215	325	253
7011 pt.	Hotels	1	(D)	(D)	(D)	BB
7011 pt.	Motels, motor hotels, and tourist courts	5	(D)	(D)	(D)	CC
702, 3	Other lodging places	—	—	—	—	—
72	Personal services	44	12 653	4 887	1 400	613
721	Laundry, cleaning, and garment services	9	4 962	1 796	403	96
7211	Power laundries, family and commercial*	—	—	—	—	—
7213	Linen supply*	—	—	—	—	—
7215	Coin-operated laundries and drycleaning	4	(D)	(D)	(D)	AA
7216	Drycleaning plants, except rug cleaning*	4	(D)	(D)	(D)	AA
7217	Carpet and upholstery cleaning	3	(D)	(D)	(D)	BB
7218	Industrial laundrers*	1	(D)	(D)	(D)	BB
7212, 9	Other laundry, cleaning, and garment services*	—	—	—	—	—
722	Photographic studios, portrait	3	897	233	47	14
723, 4	Beauty and barber shops	14	2 249	1 139	269	107
723	Beauty shops	13	(D)	(D)	(D)	BB
724	Barber shops	1	(D)	(D)	(D)	AA
725	Shoe repair shops and shoeshine parlors	1	(D)	(D)	(D)	AA
726	Funeral service and crematories	2	(D)	(D)	(D)	AA
729	Miscellaneous personal services	15	(D)	(D)	(D)	EE
73	Business services	76	53 019	24 040	4 844	1 207
731	Advertising	—	—	—	—	—
732	Consumer credit reporting agencies, mercantile reporting agencies, and adjustment and collection agencies	1	(D)	(D)	(D)	BB
733	Mailing, reproduction, commercial art and photography, and stenographic services	5	1 560	451	55	56
734	Services to dwellings and other buildings	27	6 617	3 005	694	392
735	Miscellaneous equipment rental and leasing	10	15 523	4 661	782	124
736	Personnel supply services	6	8 709	6 956	1 025	303
737	Computer programming, data processing, and other computer related services	14	12 135	5 858	1 541	191
7371, 2, 3	Computer programming, prepackaged software, and integrated systems	7	(D)	(D)	(D)	BB
7374, 5, 6	Data processing services	5	6 465	3 536	1 019	124
7377, 8, 9	Computer rental and leasing, maintenance, and related services, n.e.c.	2	(D)	(D)	(D)	AA
738	Miscellaneous business services	13	(D)	(D)	(D)	CC

MI-78 MICHIGAN

SERVICE INDUSTRIES—GEOGRAPHIC AREA SERIES

Table 5. Summary Statistics for Firms Subject to Federal Income Tax for Places With 350 Establishments or More: 1992 — Con.

[Includes only establishments with payroll. For meaning of abbreviations and symbols, see introductory text. For explanation of terms and comparability of 1987 and 1992 censuses, see appendix A. For information on geographic areas followed by ▲, see appendix F]

SIC code	Geographic area and kind of business or operation	Establishments (number)	Receipts (\$1,000)	Annual payroll (\$1,000)	First-quarter payroll (\$1,000)	Paid employees for pay period including March 12 (number)
	WYOMING—Con.					
75	Automotive repair, services, and parking -----	81	43 859	11 621	2 700	545
751	Automotive rental and leasing, without drivers -----	7	10 833	2 099	466	81
752	Automobile parking -----	—	—	—	—	—
753	Automotive repair shops -----	60	25 382	6 751	1 564	295
7532	Top, body, and upholstery repair shops and paint shops -----	17	6 119	1 835	450	76
7538	General automotive repair shops -----	23	7 311	2 069	521	105
7533, 4, 6, 7, 9	Other automotive repair shops -----	20	11 952	2 847	593	114
754	Automotive services, except repair -----	14	7 644	2 771	670	169
76	Miscellaneous repair services -----	27	8 861	2 996	677	162
762	Electrical repair shops -----	8	3 590	1 240	302	60
7622	Radio and television repair shops -----	2	(D)	(D)	(D)	AA
7623, 9	Other electrical and electronic repair shops -----	6	(D)	(D)	(D)	BB
763	Watch, clock, and jewelry repair -----	—	—	—	—	—
764	Reupholstery and furniture repair -----	2	(D)	(D)	(D)	AA
769	Miscellaneous repair and related services -----	17	(D)	(D)	(D)	BB
78, 79, 84	Amusement and recreation services, including motion pictures and museums -----	23	18 297	3 845	893	463
781, 2	Motion picture production, distribution, and services -----	1	(D)	(D)	(D)	AA
783	Motion picture theaters -----	1	(D)	(D)	(D)	CC
784	Video tape rental -----	6	(D)	(D)	(D)	BB
792	Theatrical producers (except motion picture), bands, orchestras, and entertainers -----	1	(D)	(D)	(D)	AA
793	Bowling centers -----	6	4 608	1 216	362	170
79 ex. 792, 3; 84	Commercial sports and other amusement and recreation services, including museums -----	8	(D)	(D)	(D)	BB
80	Health services -----	61	28 805	12 341	2 926	664
801	Offices and clinics of doctors of medicine -----	9	4 238	2 387	513	87
802	Offices and clinics of dentists -----	15	6 022	2 036	442	100
803	Offices and clinics of doctors of osteopathy -----	6	3 132	1 604	369	61
804	Offices and clinics of other health practitioners -----	18	4 581	1 621	393	142
805	Nursing and personal care facilities -----	1	(D)	(D)	(D)	CC
806	Hospitals -----	—	—	—	—	—
807, 8, 9	Other health services -----	12	(D)	(D)	(D)	CC
81	Legal services -----	13	(D)	(D)	(D)	BB
823, 4, 9	Selected educational services -----	3	(D)	(D)	(D)	BB
83	Social services -----	17	5 613	1 794	424	175
835	Child day care services -----	5	524	163	34	18
832, 3, 6, 9	Other social services -----	12	5 089	1 631	390	157
87 ex. 8733	Engineering, accounting, research, management, and related services (except noncommercial research organizations) -----	37	20 463	11 710	2 774	317
871	Engineering, architectural, and surveying services -----	8	10 752	6 514	1 428	144
872	Accounting, auditing, and bookkeeping services -----	15	(D)	(D)	(D)	BB
873 ex. 8733	Research, development, and testing services (except noncommercial research organizations) -----	2	(D)	(D)	(D)	AA
874	Management and public relations services -----	12	5 244	3 228	842	93
89	Services, n.e.c. -----	1	(D)	(D)	(D)	AA

Table 6. Summary Statistics for Firms Subject to Federal Income Tax for Counties With 350 Establishments or More: 1992

[Includes only establishments with payroll. For meaning of abbreviations and symbols, see introductory text. For explanation of terms and comparability of 1987 and 1992 censuses, see appendix A. For information on geographic areas followed by ▲, see appendix F]

SIC code	Geographic area and kind of business or operation	Establishments (number)	Receipts (\$1,000)	Annual payroll (\$1,000)	First-quarter payroll (\$1,000)	Paid employees for pay period including March 12 (number)
ALLEGAN COUNTY						
	Total	362	101 906	37 563	8 125	2 457
70 ex. 704	Hotels, rooming houses, camps, and other lodging places (except membership lodging)	19	(D)	(D)	(D)	BB
7011	Hotels and motels	17	4 546	719	92	70
7011 pt.	Hotels	8	2 162	466	43	22
7011 pt.	Motels, motor hotels, and tourist courts	9	2 384	253	49	48
702, 3	Other lodging places	2	(D)	(D)	(D)	AA
72	Personal services	60	7 718	2 407	578	267
721	Laundry, cleaning, and garment services	16	2 077	563	112	61
7211	Power laundries, family and commercial*	—	—	—	—	—
7213	Linen supply*	1	(D)	(D)	(D)	AA
7215	Coin-operated laundries and drycleaning	9	1 327	378	73	37
7216	Drycleaning plants, except rug cleaning*	4	457	130	28	17
7217	Carpet and upholstery cleaning	1	(D)	(D)	(D)	AA
7218	Industrial laundriers*	—	—	—	—	—
7212, 9	Other laundry, cleaning, and garment services*	1	(D)	(D)	(D)	AA
722	Photographic studios, portrait	3	(D)	(D)	(D)	AA
723, 4	Beauty and barber shops	27	2 253	1 048	257	121
723	Beauty shops	27	2 253	1 048	257	121
724	Barber shops	—	—	—	—	—
725	Shoe repair shops and shoeshine parlors	—	—	—	—	—
726	Funeral service and crematories	9	2 592	680	165	53
729	Miscellaneous personal services	5	(D)	(D)	(D)	BB
73	Business services	37	9 513	5 013	1 129	409
731	Advertising	—	—	—	—	—
732	Consumer credit reporting agencies, mercantile reporting agencies, and adjustment and collection agencies	2	(D)	(D)	(D)	BB
733	Mailing, reproduction, commercial art and photography, and stenographic services	2	(D)	(D)	(D)	AA
734	Services to dwellings and other buildings	11	912	460	125	59
735	Miscellaneous equipment rental and leasing	4	345	87	18	7
736	Personnel supply services	4	(D)	(D)	(D)	EE
737	Computer programming, data processing, and other computer related services	3	283	174	45	7
7371, 2, 3	Computer programming, prepackaged software, and integrated systems	3	283	174	45	7
7374, 5, 6	Data processing services	—	—	—	—	—
7377, 8, 9	Computer rental and leasing, maintenance, and related services, n.e.c.	—	—	—	—	—
738	Miscellaneous business services	11	(D)	(D)	(D)	BB
75	Automotive repair, services, and parking	51	12 716	3 088	679	180
751	Automotive rental and leasing, without drivers	2	(D)	(D)	(D)	AA
752	Automobile parking	—	—	—	—	—
753	Automotive repair shops	42	10 941	2 671	578	141
7532	Top, body, and upholstery repair shops and paint shops	17	4 020	1 121	234	59
7538	General automotive repair shops	19	4 121	771	177	49
7533, 4, 6, 7, 9	Other automotive repair shops	6	2 800	779	167	33
754	Automotive services, except repair	7	(D)	(D)	(D)	BB
76	Miscellaneous repair services	23	4 712	1 170	245	49
762	Electrical repair shops	4	322	65	13	3
7622	Radio and television repair shops	—	—	—	—	—
7623, 9	Other electrical and electronic repair shops	4	322	65	13	3
763	Watch, clock, and jewelry repair	—	—	—	—	—
764	Reupholstery and furniture repair	2	(D)	(D)	(D)	AA
769	Miscellaneous repair and related services	17	(D)	(D)	(D)	BB
78, 79, 84	Amusement and recreation services, including motion pictures and museums	36	10 171	2 426	367	241
781, 2	Motion picture production, distribution, and services	2	(D)	(D)	(D)	AA
783	Motion picture theaters	2	(D)	(D)	(D)	AA
784	Video tape rental	7	1 295	248	62	45
792	Theatrical producers (except motion picture), bands, orchestras, and entertainers	1	(D)	(D)	(D)	AA
793	Bowling centers	5	1 568	403	116	73
79 ex. 792, 3; 84	Commercial sports and other amusement and recreation services, including museums	19	6 280	1 464	167	106
80	Health services	81	41 569	18 021	4 109	956
801	Offices and clinics of doctors of medicine	21	13 620	5 679	1 323	230
802	Offices and clinics of dentists	21	6 160	2 219	499	114
803	Offices and clinics of doctors of osteopathy	8	2 208	1 079	191	47
804	Offices and clinics of other health practitioners	21	(D)	(D)	(D)	BB
805	Nursing and personal care facilities	6	13 478	6 457	1 531	423
806	Hospitals	—	—	—	—	—
807, 8, 9	Other health services	4	(D)	(D)	(D)	BB
81	Legal services	14	2 507	1 029	188	45
823, 4, 9	Selected educational services	—	—	—	—	—

MI-80 MICHIGAN

SERVICE INDUSTRIES—GEOGRAPHIC AREA SERIES

Table 6. Summary Statistics for Firms Subject to Federal Income Tax for Counties With 350 Establishments or More: 1992 — Con.

[Includes only establishments with payroll. For meaning of abbreviations and symbols, see introductory text. For explanation of terms and comparability of 1987 and 1992 censuses, see appendix A. For information on geographic areas followed by ▲, see appendix F]

SIC code	Geographic area and kind of business or operation	Establishments (number)	Receipts (\$1,000)	Annual payroll (\$1,000)	First-quarter payroll (\$1,000)	Paid employees for pay period including March 12 (number)
ALLEGAN COUNTY—Con.						
83	Social services	12	2 731	982	231	130
835	Child day care services	6	233	131	33	24
832, 3, 6, 9	Other social services	6	2 498	851	198	106
87 ex. 8733	Engineering, accounting, research, management, and related services (except noncommercial research organizations)	28	5 291	2 619	493	108
871	Engineering, architectural, and surveying services	9	(D)	(D)	(D)	BB
872	Accounting, auditing, and bookkeeping services	14	1 658	877	195	52
873 ex. 8733	Research, development, and testing services (except noncommercial research organizations)	1	(D)	(D)	(D)	AA
874	Management and public relations services	4	(D)	(D)	(D)	AA
89	Services, n.e.c.	1	(D)	(D)	(D)	AA
BAY COUNTY						
Total		653	223 212	91 148	19 292	4 423
70 ex. 704	Hotels, rooming houses, camps, and other lodging places (except membership lodging)	11	(D)	(D)	(D)	CC
7011	Hotels and motels	11	(D)	(D)	(D)	CC
7011 pt.	Hotels	2	(D)	(D)	(D)	CC
7011 pt.	Motels, motor hotels, and tourist courts	9	(D)	(D)	(D)	BB
702, 3	Other lodging places	—	—	—	—	—
72	Personal services	101	17 677	6 134	1 290	492
721	Laundry, cleaning, and garment services	28	5 720	1 702	344	157
7211	Power laundries, family and commercial*	—	—	—	—	—
7213	Linen supply*	1	(D)	(D)	(D)	AA
7215	Coin-operated laundries and drycleaning	6	(D)	(D)	(D)	BB
7216	Drycleaning plants, except rug cleaning*	6	2 110	681	132	60
7217	Carpet and upholstery cleaning	9	651	196	31	18
7218	Industrial laundriers*	1	(D)	(D)	(D)	AA
7212, 9	Other laundry, cleaning, and garment services*	5	233	90	21	17
722	Photographic studios, portrait	7	1 259	302	62	26
723, 4	Beauty and barber shops	45	3 619	1 455	337	149
723	Beauty shops	44	(D)	(D)	(D)	CC
724	Barber shops	1	(D)	(D)	(D)	AA
725	Shoe repair shops and shoeshine parlors	1	(D)	(D)	(D)	AA
726	Funeral service and crematories	9	4 597	1 356	289	81
729	Miscellaneous personal services	11	(D)	(D)	(D)	BB
73	Business services	73	21 525	7 347	1 483	417
731	Advertising	4	(D)	(D)	(D)	AA
732	Consumer credit reporting agencies, mercantile reporting agencies, and adjustment and collection agencies	1	(D)	(D)	(D)	AA
733	Mailing, reproduction, commercial art and photography, and stenographic services	4	(D)	(D)	(D)	BB
734	Services to dwellings and other buildings	20	1 919	716	126	64
735	Miscellaneous equipment rental and leasing	11	5 807	1 226	171	46
736	Personnel supply services	6	4 037	2 801	647	188
737	Computer programming, data processing, and other computer related services	8	1 130	219	68	17
7371, 2, 3	Computer programming, prepackaged software, and integrated systems	4	(D)	(D)	(D)	AA
7374, 5, 6	Data processing services	1	(D)	(D)	(D)	AA
7377, 8, 9	Computer rental and leasing, maintenance, and related services, n.e.c.	3	(D)	(D)	(D)	AA
738	Miscellaneous business services	19	(D)	(D)	(D)	BB
75	Automotive repair, services, and parking	86	19 100	5 024	1 068	341
751	Automotive rental and leasing, without drivers	1	(D)	(D)	(D)	BB
752	Automobile parking	—	—	—	—	—
753	Automotive repair shops	69	13 997	3 736	775	219
7532	Top, body, and upholstery repair shops and paint shops	28	3 703	856	196	71
7538	General automotive repair shops	22	4 481	1 241	245	76
7533, 4, 6, 7, 9	Other automotive repair shops	19	5 813	1 639	334	72
754	Automotive services, except repair	16	(D)	(D)	(D)	CC
76	Miscellaneous repair services	34	12 458	3 834	813	192
762	Electrical repair shops	8	3 784	1 033	208	43
7622	Radio and television repair shops	2	(D)	(D)	(D)	AA
7623, 9	Other electrical and electronic repair shops	6	(D)	(D)	(D)	BB
763	Watch, clock, and jewelry repair	2	(D)	(D)	(D)	AA
764	Reupholstery and furniture repair	5	(D)	(D)	(D)	AA
769	Miscellaneous repair and related services	19	(D)	(D)	(D)	CC

Table 6. Summary Statistics for Firms Subject to Federal Income Tax for Counties With 350 Establishments or More: 1992 — Con.

[Includes only establishments with payroll. For meaning of abbreviations and symbols, see introductory text. For explanation of terms and comparability of 1987 and 1992 censuses, see appendix A. For information on geographic areas followed by ▲, see appendix F]

SIC code	Geographic area and kind of business or operation	Establishments (number)	Receipts (\$1,000)	Annual payroll (\$1,000)	First-quarter payroll (\$1,000)	Paid employees for pay period including March 12 (number)
BAY COUNTY — Con.						
78, 79, 84	Amusement and recreation services, including motion pictures and museums	45	17 343	4 053	824	374
781, 2	Motion picture production, distribution, and services	2	(D)	(D)	(D)	AA
783	Motion picture theaters	2	(D)	(D)	(D)	BB
784	Video tape rental	7	(D)	(D)	(D)	BB
792	Theatrical producers (except motion picture), bands, orchestras, and entertainers	1	(D)	(D)	(D)	AA
793	Bowling centers	7	(D)	(D)	(D)	CC
79 ex. 792, 3, 84	Commercial sports and other amusement and recreation services, including museums	26	9 438	2 336	330	120
80	Health services	172	88 728	45 222	9 322	1 661
801	Offices and clinics of doctors of medicine	65	39 805	22 109	4 177	477
802	Offices and clinics of dentists	48	15 617	7 621	1 650	270
803	Offices and clinics of doctors of osteopathy	16	(D)	(D)	(D)	CC
804	Offices and clinics of other health practitioners	26	5 752	2 150	412	100
805	Nursing and personal care facilities	5	(D)	(D)	(D)	EE
806	Hospitals	—	—	—	—	—
807, 8, 9	Other health services	12	(D)	(D)	(D)	EE
81	Legal services	43	14 553	5 263	1 341	223
823, 4, 9	Selected educational services	4	(D)	(D)	(D)	BB
83	Social services	20	3 246	1 758	435	106
835	Child day care services	10	(D)	(D)	(D)	BB
832, 3, 6, 9	Other social services	10	(D)	(D)	(D)	BB
87 ex. 8733	Engineering, accounting, research, management, and related services (except noncommercial research organizations)	59	19 707	10 282	2 205	379
871	Engineering, architectural, and surveying services	18	7 892	4 133	837	130
872	Accounting, auditing, and bookkeeping services	27	10 140	5 663	1 233	221
873 ex. 8733	Research, development, and testing services (except noncommercial research organizations)	4	(D)	(D)	(D)	AA
874	Management and public relations services	10	(D)	(D)	(D)	AA
89	Services, n.e.c.	5	(D)	(D)	(D)	AA
BERRIEN COUNTY (Coextensive with Benton Harbor, MI MSA; see table 7a.)						
CALHOUN COUNTY						
Total		843	381 437	153 067	34 831	9 977
70 ex. 704	Hotels, rooming houses, camps, and other lodging places (except membership lodging)	22	(D)	(D)	(D)	EE
7011	Hotels and motels	21	(D)	(D)	(D)	EE
7011 pt.	Hotels	9	(D)	(D)	(D)	EE
7011 pt.	Motels, motor hotels, and tourist courts	12	(D)	(D)	(D)	BB
702, 3	Other lodging places	1	(D)	(D)	(D)	AA
72	Personal services	116	26 508	8 445	2 068	741
721	Laundry, cleaning, and garment services	41	12 833	4 449	1 093	345
7211	Power laundries, family and commercial*	—	—	—	—	—
7213	Linen supply*	2	(D)	(D)	(D)	BB
7215	Coin-operated laundries and drycleaning	12	1 312	399	96	56
7216	Drycleaning plants, except rug cleaning	18	(D)	(D)	(D)	CC
7217	Carpet and upholstery cleaning	3	(D)	(D)	(D)	AA
7218	Industrial launderers*	2	(D)	(D)	(D)	BB
7212, 9	Other laundry, cleaning, and garment services*	4	283	115	31	17
722	Photographic studios, portrait	7	(D)	(D)	(D)	BB
723, 4	Beauty and barber shops	37	3 995	1 519	378	163
723	Beauty shops	36	(D)	(D)	(D)	CC
724	Barber shops	1	(D)	(D)	(D)	AA
725	Shoe repair shops and shoeshine parlors	2	(D)	(D)	(D)	AA
726	Funeral service and crematories	11	6 193	1 582	335	100
729	Miscellaneous personal services	18	(D)	(D)	(D)	CC

Table 6. Summary Statistics for Firms Subject to Federal Income Tax for Counties With 350 Establishments or More: 1992 — Con.

[Includes only establishments with payroll. For meaning of abbreviations and symbols, see introductory text. For explanation of terms and comparability of 1987 and 1992 censuses, see appendix A. For information on geographic areas followed by ▲, see appendix F]

SIC code	Geographic area and kind of business or operation	Establishments (number)	Receipts (\$1,000)	Annual payroll (\$1,000)	First-quarter payroll (\$1,000)	Paid employees for pay period including March 12 (number)
CALHOUN COUNTY—Con.						
73	Business services	106	90 629	48 494	11 419	3 940
731	Advertising	7	3 115	1 601	375	53
732	Consumer credit reporting agencies, mercantile reporting agencies, and adjustment and collection agencies	3	(D)	(D)	(D)	AA
733	Mailing, reproduction, commercial art and photography, and stenographic services	9	(D)	(D)	(D)	BB
734	Services to dwellings and other buildings	23	4 444	1 730	388	168
735	Miscellaneous equipment rental and leasing	11	(D)	(D)	(D)	BB
736	Personnel supply services	12	48 485	34 286	7 863	3 122
737	Computer programming, data processing, and other computer related services	11	10 909	3 478	920	87
7371, 2, 3	Computer programming, prepackaged software, and integrated systems	7	(D)	(D)	(D)	BB
7374, 5, 6	Data processing services	—	—	—	—	—
7377, 8, 9	Computer rental and leasing, maintenance, and related services, n.e.c.	4	(D)	(D)	(D)	BB
738	Miscellaneous business services	30	(D)	(D)	(D)	EE
75	Automotive repair, services, and parking	87	46 037	11 540	2 919	684
751	Automotive rental and leasing, without drivers	7	2 513	148	53	13
752	Automobile parking	—	—	—	—	—
753	Automotive repair shops	65	30 716	8 374	2 143	400
7532	Top, body, and upholstery repair shops and paint shops	22	7 082	2 115	602	100
7538	General automotive repair shops	27	9 869	2 399	598	135
7533, 4, 6, 7, 9	Other automotive repair shops	16	13 765	3 860	943	165
754	Automotive services, except repair	15	12 808	3 018	723	271
76	Miscellaneous repair services	29	8 752	3 170	678	153
762	Electrical repair shops	6	(D)	(D)	(D)	BB
7622	Radio and television repair shops	1	(D)	(D)	(D)	AA
7623, 9	Other electrical and electronic repair shops	5	(D)	(D)	(D)	BB
763	Watch, clock, and jewelry repair	—	—	—	—	—
764	Reupholstery and furniture repair	5	424	101	26	9
769	Miscellaneous repair and related services	18	(D)	(D)	(D)	BB
78, 79, 84	Amusement and recreation services, including motion pictures and museums	62	22 703	5 116	1 029	582
781, 2	Motion picture production, distribution, and services	—	—	—	—	—
783	Motion picture theaters	4	(D)	(D)	(D)	BB
784	Video tape rental	17	(D)	(D)	(D)	BB
792	Theatrical producers (except motion picture), bands, orchestras, and entertainers	2	(D)	(D)	(D)	AA
793	Bowling centers	6	3 733	975	245	124
79 ex. 792, 3; 84	Commercial sports and other amusement and recreation services, including museums	33	12 666	3 122	550	326
80	Health services	269	124 365	52 460	11 542	2 311
801	Offices and clinics of doctors of medicine	127	60 427	27 266	5 551	705
802	Offices and clinics of dentists	60	17 946	6 545	1 477	337
803	Offices and clinics of doctors of osteopathy	12	2 822	954	222	54
804	Offices and clinics of other health practitioners	38	9 163	2 881	611	152
805	Nursing and personal care facilities	11	(D)	(D)	(D)	FF
806	Hospitals	—	—	—	—	—
807, 8, 9	Other health services	21	(D)	(D)	(D)	EE
81	Legal services	40	11 161	4 237	857	147
823, 4, 9	Selected educational services	6	(D)	(D)	(D)	BB
83	Social services	38	5 663	2 053	403	182
835	Child day care services	12	635	251	68	45
832, 3, 6, 9	Other social services	26	5 028	1 802	335	137
87 ex. 8733	Engineering, accounting, research, management, and related services (except noncommercial research organizations)	66	(D)	(D)	(D)	FF
871	Engineering, architectural, and surveying services	16	(D)	(D)	(D)	BB
872	Accounting, auditing, and bookkeeping services	31	(D)	(D)	(D)	CC
873 ex. 8733	Research, development, and testing services (except noncommercial research organizations)	—	—	—	—	—
874	Management and public relations services	19	(D)	(D)	(D)	FF
89	Services, n.e.c.	2	(D)	(D)	(D)	AA

Table 6. Summary Statistics for Firms Subject to Federal Income Tax for Counties With 350 Establishments or More: 1992 — Con.

[Includes only establishments with payroll. For meaning of abbreviations and symbols, see introductory text. For explanation of terms and comparability of 1987 and 1992 censuses, see appendix A. For information on geographic areas followed by ▲, see appendix F]

SIC code	Geographic area and kind of business or operation	Establishments (number)	Receipts (\$1,000)	Annual payroll (\$1,000)	First-quarter payroll (\$1,000)	Paid employees for pay period including March 12 (number)
EATON COUNTY						
	Total	364	217 752	79 426	17 678	3 169
70 ex. 704	Hotels, rooming houses, camps, and other lodging places (except membership lodging)	6	(D)	(D)	(D)	CC
7011	Hotels and motels	6	(D)	(D)	(D)	CC
7011 pt.	Hotels	2	(D)	(D)	(D)	CC
7011 pt.	Motels, motor hotels, and tourist courts	4	(D)	(D)	(D)	AA
702, 3	Other lodging places	—	—	—	—	—
72	Personal services	55	6 997	1 837	432	229
721	Laundry, cleaning, and garment services	8	1 255	359	84	35
7211	Power laundries, family and commercial*	—	—	—	—	—
7213	Linen supply*	—	—	—	—	—
7215	Coin-operated laundries and drycleaning	3	(D)	(D)	(D)	AA
7216	Drycleaning plants, except rug cleaning*	3	(D)	(D)	(D)	BB
7217	Carpet and upholstery cleaning	1	(D)	(D)	(D)	AA
7218	Industrial laundriers*	—	—	—	—	—
7212, 9	Other laundry, cleaning, and garment services*	1	(D)	(D)	(D)	AA
722	Photographic studios, portrait	6	821	207	49	24
723, 4	Beauty and barber shops	23	1 948	809	195	111
723	Beauty shops	23	1 948	809	195	111
724	Barber shops	—	—	—	—	—
725	Shoe repair shops and shoeshine parlors	1	(D)	(D)	(D)	AA
726	Funeral service and crematories	8	2 228	277	53	29
729	Miscellaneous personal services	9	(D)	(D)	(D)	BB
73	Business services	48	117 939	41 857	8 929	1 055
731	Advertising	2	(D)	(D)	(D)	AA
732	Consumer credit reporting agencies, mercantile reporting agencies, and adjustment and collection agencies	—	—	—	—	—
733	Mailing, reproduction, commercial art and photography, and stenographic services	4	(D)	(D)	(D)	AA
734	Services to dwellings and other buildings	10	(D)	(D)	(D)	BB
735	Miscellaneous equipment rental and leasing	4	(D)	(D)	(D)	AA
736	Personnel supply services	5	(D)	(D)	(D)	CC
737	Computer programming, data processing, and other computer related services	11	(D)	(D)	(D)	FF
7371, 2, 3	Computer programming, prepackaged software, and integrated systems	7	(D)	(D)	(D)	FF
7374, 5, 6	Data processing services	3	(D)	(D)	(D)	BB
7377, 8, 9	Computer rental and leasing, maintenance, and related services, n.e.c.	1	(D)	(D)	(D)	AA
738	Miscellaneous business services	12	(D)	(D)	(D)	BB
75	Automotive repair, services, and parking	38	18 015	6 536	1 482	339
751	Automotive rental and leasing, without drivers	1	(D)	(D)	(D)	AA
752	Automobile parking	—	—	—	—	—
753	Automotive repair shops	29	(D)	(D)	(D)	CC
7532	Top, body, and upholstery repair shops and paint shops	10	8 292	4 364	961	191
7538	General automotive repair shops	10	(D)	(D)	(D)	AA
7533, 4, 6, 7, 9	Other automotive repair shops	9	(D)	(D)	(D)	BB
754	Automotive services, except repair	8	(D)	(D)	(D)	BB
76	Miscellaneous repair services	11	5 075	1 422	308	65
762	Electrical repair shops	—	—	—	—	—
7622	Radio and television repair shops	—	—	—	—	—
7623, 9	Other electrical and electronic repair shops	—	—	—	—	—
763	Watch, clock, and jewelry repair	—	—	—	—	—
764	Reupholstery and furniture repair	2	(D)	(D)	(D)	AA
769	Miscellaneous repair and related services	9	(D)	(D)	(D)	BB
78, 79, 84	Amusement and recreation services, including motion pictures and museums	20	4 532	965	188	116
781, 2	Motion picture production, distribution, and services	—	—	—	—	—
783	Motion picture theaters	1	(D)	(D)	(D)	AA
784	Video tape rental	8	(D)	(D)	(D)	BB
792	Theatrical producers (except motion picture), bands, orchestras, and entertainers	—	—	—	—	—
793	Bowling centers	2	(D)	(D)	(D)	BB
79 ex. 792, 3; 84	Commercial sports and other amusement and recreation services, including museums	9	2 471	536	82	31
80	Health services	102	38 161	16 721	3 822	755
801	Offices and clinics of doctors of medicine	11	(D)	(D)	(D)	BB
802	Offices and clinics of dentists	38	(D)	(D)	(D)	EE
803	Offices and clinics of doctors of osteopathy	14	5 201	2 430	508	66
804	Offices and clinics of other health practitioners	23	6 827	2 555	615	112
805	Nursing and personal care facilities	6	(D)	(D)	(D)	CC
806	Hospitals	—	—	—	—	—
807, 8, 9	Other health services	10	(D)	(D)	(D)	BB
81	Legal services	23	5 403	2 983	676	93
823, 4, 9	Selected educational services	3	(D)	(D)	(D)	AA

Table 6. Summary Statistics for Firms Subject to Federal Income Tax for Counties With 350 Establishments or More: 1992 — Con.

[Includes only establishments with payroll. For meaning of abbreviations and symbols, see introductory text. For explanation of terms and comparability of 1987 and 1992 censuses, see appendix A. For information on geographic areas followed by ▲, see appendix F]

SIC code	Geographic area and kind of business or operation	Establishments (number)	Receipts (\$1,000)	Annual payroll (\$1,000)	First-quarter payroll (\$1,000)	Paid employees for pay period including March 12 (number)
EATON COUNTY — Con.						
83	Social services	24	(D)	(D)	(D)	CC
835	Child day care services	8	(D)	(D)	(D)	AA
832, 3, 6, 9	Other social services	16	(D)	(D)	(D)	CC
87 ex. 8733	Engineering, accounting, research, management, and related services (except noncommercial research organizations)	33	10 984	3 910	1 057	170
871	Engineering, architectural, and surveying services	8	5 881	2 418	585	76
872	Accounting, auditing, and bookkeeping services	16	3 348	749	224	59
873 ex. 8733	Research, development, and testing services (except noncommercial research organizations)	—	—	—	—	—
874	Management and public relations services	9	1 755	743	248	35
89	Services, n.e.c.	1	(D)	(D)	(D)	AA
GENESEE COUNTY (Coextensive with Flint, MI PMSA; see table 7a.)						
GRAND TRAVERSE COUNTY						
	Total	910	378 155	142 430	29 132	6 454
70 ex. 704	Hotels, rooming houses, camps, and other lodging places (except membership lodging)	47	64 490	16 148	3 332	1 234
7011	Hotels and motels	43	63 772	16 064	3 324	1 229
7011 pt.	Hotels	12	54 329	14 346	3 050	1 030
7011 pt.	Motels, motor hotels, and tourist courts	31	9 443	1 718	274	199
702, 3	Other lodging places	4	718	84	8	5
72	Personal services	72	16 121	5 084	1 191	439
721	Laundry, cleaning, and garment services	21	8 082	2 568	553	174
7211	Power laundries, family and commercial*	—	—	—	—	—
7213	Linen supply*	2	(D)	(D)	(D)	BB
7215	Coin-operated laundries and drycleaning	6	715	173	41	20
7216	Drycleaning plants, except rug cleaning*	3	(D)	(D)	(D)	BB
7217	Carpet and upholstery cleaning	7	1 143	345	62	27
7218	Industrial laundries*	2	(D)	(D)	(D)	BB
7212, 9	Other laundry, cleaning, and garment services*	1	(D)	(D)	(D)	AA
722	Photographic studios, portrait	5	618	88	19	8
723, 4	Beauty and barber shops	29	3 254	1 313	283	134
723	Beauty shops	29	3 254	1 313	283	134
724	Barber shops	—	—	—	—	—
725	Shoe repair shops and shoeshine parlors	1	(D)	(D)	(D)	AA
726	Funeral service and crematories	4	2 578	650	174	22
729	Miscellaneous personal services	12	(D)	(D)	(D)	BB
73	Business services	121	40 164	17 812	3 449	892
731	Advertising	9	4 565	2 152	469	62
732	Consumer credit reporting agencies, mercantile reporting agencies, and adjustment and collection agencies	3	(D)	(D)	(D)	AA
733	Mailing, reproduction, commercial art and photography, and stenographic services	16	4 021	1 746	417	103
734	Services to dwellings and other buildings	27	3 736	1 413	287	159
735	Miscellaneous equipment rental and leasing	11	5 118	1 210	203	33
736	Personnel supply services	9	11 196	8 037	1 319	376
737	Computer programming, data processing, and other computer related services	15	3 342	980	283	40
7371, 2, 3	Computer programming, prepackaged software, and integrated systems	8	2 238	762	176	29
7374, 5, 6	Data processing services	1	(D)	(D)	(D)	AA
7377, 8, 9	Computer rental and leasing, maintenance, and related services, n.e.c.	6	(D)	(D)	(D)	AA
738	Miscellaneous business services	31	(D)	(D)	(D)	CC
75	Automotive repair, services, and parking	77	28 254	6 844	1 477	365
751	Automotive rental and leasing, without drivers	6	4 765	720	156	38
752	Automobile parking	—	—	—	—	—
753	Automotive repair shops	61	20 686	5 341	1 158	268
7532	Top, body, and upholstery repair shops and paint shops	22	5 445	1 505	351	81
7538	General automotive repair shops	23	8 181	2 091	447	111
7533, 4, 6, 7, 9	Other automotive repair shops	16	7 060	1 745	360	76
754	Automotive services, except repair	10	2 803	783	163	59
76	Miscellaneous repair services	39	11 622	3 335	747	187
762	Electrical repair shops	9	4 824	1 510	364	84
7622	Radio and television repair shops	—	—	—	—	—
7623, 9	Other electrical and electronic repair shops	9	4 824	1 510	364	84
763	Watch, clock, and jewelry repair	—	—	—	—	—
764	Reupholstery and furniture repair	2	(D)	(D)	(D)	AA
769	Miscellaneous repair and related services	28	(D)	(D)	(D)	BB

Table 6. Summary Statistics for Firms Subject to Federal Income Tax for Counties With 350 Establishments or More: 1992 — Con.

[Includes only establishments with payroll. For meaning of abbreviations and symbols, see introductory text. For explanation of terms and comparability of 1987 and 1992 censuses, see appendix A. For information on geographic areas followed by ▲, see appendix F]

SIC code	Geographic area and kind of business or operation	Establishments (number)	Receipts (\$1,000)	Annual payroll (\$1,000)	First-quarter payroll (\$1,000)	Paid employees for pay period including March 12 (number)
GRAND TRAVERSE COUNTY — Con.						
78, 79, 84	Amusement and recreation services, including motion pictures and museums -----	55	17 867	3 855	791	371
781, 2	Motion picture production, distribution, and services -----	1	(D)	(D)	(D)	AA
783	Motion picture theaters -----	4	(D)	(D)	(D)	BB
784	Video tape rental -----	4	(D)	(D)	(D)	BB
792	Theatrical producers (except motion picture), bands, orchestras, and entertainers -----	1	(D)	(D)	(D)	AA
793	Bowling centers -----	3	(D)	(D)	(D)	BB
79 ex. 792, 3; 84	Commercial sports and other amusement and recreation services, including museums -----	42	9 242	1 972	354	191
80	Health services -----	234	107 283	51 640	10 161	1 574
801	Offices and clinics of doctors of medicine -----	90	58 210	31 427	5 920	565
802	Offices and clinics of dentists -----	55	16 279	6 127	1 346	272
803	Offices and clinics of doctors of osteopathy -----	30	8 367	3 802	754	99
804	Offices and clinics of other health practitioners -----	39	7 288	2 028	437	108
805	Nursing and personal care facilities -----	4	(D)	(D)	(D)	EE
806	Hospitals -----	—	—	—	—	—
807, 8, 9	Other health services -----	16	(D)	(D)	(D)	CC
81	Legal services -----	77	25 241	11 076	2 109	337
823, 4, 9	Selected educational services -----	2	(D)	(D)	(D)	AA
83	Social services -----	48	4 739	1 343	292	137
835	Child day care services -----	21	909	259	60	35
832, 3, 6, 9	Other social services -----	27	3 830	1 084	232	102
87 ex. 8733	Engineering, accounting, research, management, and related services (except noncommercial research organizations) -----	130	58 289	24 469	5 112	871
871	Engineering, architectural, and surveying services -----	34	18 250	9 452	1 975	267
872	Accounting, auditing, and bookkeeping services -----	53	(D)	(D)	(D)	CC
873 ex. 87333 874	Research, development, and testing services (except noncommercial research organizations) -----	3	(D)	(D)	(D)	BB
	Management and public relations services -----	40	24 952	9 171	1 804	379
89	Services, n.e.c. -----	8	(D)	(D)	(D)	BB
INGHAM COUNTY						
	Total -----	2 226	1 201 443	484 547	104 395	21 077
70 ex. 704	Hotels, rooming houses, camps, and other lodging places (except membership lodging) -----	32	(D)	(D)	(D)	GG
7011	Hotels and motels -----	29	(D)	(D)	(D)	GG
7011 pt.	Hotels -----	11	(D)	(D)	(D)	FF
7011 pt.	Hotels, 25 guestrooms or more -----	9	(D)	(D)	(D)	FF
7011 pt.	Hotels, less than 25 guestrooms -----	2	(D)	(D)	(D)	AA
7011 pt.	Motels, motor hotels, and tourist courts -----	18	(D)	(D)	(D)	EE
7011 pt.	Motels, tourist courts -----	16	10 502	2 241	536	237
7011 pt.	Motor hotels -----	2	(D)	(D)	(D)	BB
702, 3	Other lodging places -----	3	331	78	10	5
702	Rooming and boarding houses -----	—	—	—	—	—
703	Camps and recreational vehicle parks -----	3	331	78	10	5
72	Personal services -----	235	52 003	20 938	5 056	1 711
721	Laundry, cleaning, and garment services -----	65	18 250	7 990	1 803	569
7211	Power laundries, family and commercial* -----	1	(D)	(D)	(D)	AA
7213	Linen supply* -----	6	6 878	3 164	646	138
7215	Coin-operated laundries and drycleaning -----	19	2 386	627	145	88
7216	Drycleaning plants, except rug cleaning* -----	16	5 621	2 804	700	233
7217	Carpet and upholstery cleaning -----	15	(D)	(D)	(D)	BB
7218	Industrial laundries* -----	—	—	—	—	—
7212, 9	Other laundry, cleaning, and garment services* -----	8	(D)	(D)	(D)	BB
7212	Garment pressing, and agents for laundries and drycleaners -----	1	(D)	(D)	(D)	AA
7219	Laundry and garment services, n.e.c.* -----	7	(D)	(D)	(D)	BB
722	Photographic studios, portrait -----	14	2 943	842	160	69
723, 4	Beauty and barber shops -----	96	15 616	6 873	1 654	670
723	Beauty shops -----	90	(D)	(D)	(D)	FF
724	Barber shops -----	6	(D)	(D)	(D)	BB
725	Shoe repair shops and shoeshine parlors -----	5	(D)	(D)	(D)	AA
726	Funeral service and crematories -----	13	6 725	2 760	784	113
729	Miscellaneous personal services -----	42	(D)	(D)	(D)	EE
7291	Tax return preparation services -----	11	1 186	437	177	70
7299	Miscellaneous personal services, n.e.c. -----	31	(D)	(D)	(D)	CC

Table 6. Summary Statistics for Firms Subject to Federal Income Tax for Counties With 350 Establishments or More: 1992 — Con.

[Includes only establishments with payroll. For meaning of abbreviations and symbols, see introductory text. For explanation of terms and comparability of 1987 and 1992 censuses, see appendix A. For information on geographic areas followed by ▲, see appendix F]

SIC code	Geographic area and kind of business or operation	Establishments (number)	Receipts (\$1,000)	Annual payroll (\$1,000)	First-quarter payroll (\$1,000)	Paid employees for pay period including March 12 (number)
INGHAM COUNTY — Con.						
73	Business services	344	200 866	79 027	17 862	5 120
731	Advertising	23	(D)	(D)	(D)	CC
7311	Advertising agencies	17	(D)	(D)	(D)	CC
7312	Outdoor advertising services	2	(D)	(D)	(D)	AA
7313	Radio, television, publishers' advertising representatives	3	812	240	47	16
7319	Advertising, n.e.c.	1	(D)	(D)	(D)	AA
732	Consumer credit reporting agencies, mercantile reporting agencies, and adjustment and collection agencies	8	(D)	(D)	(D)	EE
7322	Adjustment and collection services	6	(D)	(D)	(D)	CC
7323	Credit reporting services	2	(D)	(D)	(D)	BB
733	Mailing, reproduction, commercial art and photography, and stenographic services	39	(D)	(D)	(D)	CC
7331	Direct mail advertising services	4	(D)	(D)	(D)	BB
7334	Photocopying and duplicating services	6	(D)	(D)	(D)	BB
7335, 6	Commercial photography, art, and graphics	16	(D)	(D)	(D)	BB
7335	Commercial photography	4	435	104	22	9
7336	Commercial art and graphic design	12	(D)	(D)	(D)	BB
7338	Secretarial and court reporting services	13	2 816	1 427	292	58
734	Services to dwellings and other buildings	65	(D)	(D)	(D)	FF
7342	Disinfecting and pest control services	5	(D)	(D)	(D)	BB
7349	Building cleaning and maintenance services, n.e.c.	60	9 365	5 051	1 235	739
735	Miscellaneous equipment rental and leasing	34	28 060	5 953	1 418	294
7352	Medical equipment rental and leasing	7	(D)	(D)	(D)	BB
7353	Heavy construction equipment rental and leasing	3	(D)	(D)	(D)	AA
7359	Equipment rental and leasing, n.e.c.	24	(D)	(D)	(D)	CC
736	Personnel supply services	35	(D)	(D)	(D)	GG
7361	Employment agencies	12	(D)	(D)	(D)	BB
7363	Help supply services	23	(D)	(D)	(D)	GG
7363 pt.	Temporary help supply	21	(D)	(D)	(D)	GG
7363 pt.	Help supply, except temporary	2	(D)	(D)	(D)	BB
737	Computer programming, data processing, and other computer related services	64	(D)	(D)	(D)	FF
7371, 2, 3	Computer programming, prepackaged software, and integrated systems	40	(D)	(D)	(D)	CC
7371	Computer programming services	15	(D)	(D)	(D)	BB
7372	Prepackaged software	13	(D)	(D)	(D)	BB
7373	Computer integrated systems	12	(D)	(D)	(D)	CC
7374, 5, 6	Data processing services	16	(D)	(D)	(D)	EE
7374, 5	Computer processing, information retrieval	14	(D)	(D)	(D)	EE
7376	Computer facilities management services	2	(D)	(D)	(D)	AA
7377, 8, 9	Computer rental and leasing, maintenance, and related services, n.e.c.	8	(D)	(D)	(D)	BB
7377	Computer rental and leasing	—	—	—	—	—
7378	Computer maintenance and repair	4	3 622	583	173	15
7379	Computer related services, n.e.c.	4	(D)	(D)	(D)	AA
738	Miscellaneous business services	76	(D)	(D)	(D)	GG
7381, 2	Detective agencies and protective services	11	6 499	3 252	864	493
7381	Detective, guard, and armored car services	9	(D)	(D)	(D)	EE
7382	Security systems services	2	(D)	(D)	(D)	BB
7383	News syndicates	3	(D)	(D)	(D)	AA
7384	Photofinishing laboratories*	13	(D)	(D)	(D)	CC
7389	Business services, n.e.c.	49	(D)	(D)	(D)	EE
7389 pt.	Sign painting shops	2	(D)	(D)	(D)	AA
7389 pt.	Interior designing	2	(D)	(D)	(D)	AA
7389 pt.	Telephone answering services	1	(D)	(D)	(D)	AA
7389 pt.	Other business services	44	(D)	(D)	(D)	EE
75	Automotive repair, services, and parking	194	74 701	18 703	4 700	1 105
751	Automotive rental and leasing, without drivers	14	(D)	(D)	(D)	CC
7513	Truck rental and leasing, without drivers	4	(D)	(D)	(D)	AA
7514, 5	Passenger car rental and leasing	9	13 190	2 486	499	148
7514	Passenger car rental	7	(D)	(D)	(D)	CC
7515	Passenger car leasing	2	(D)	(D)	(D)	AA
7519	Utility trailer and recreational vehicle rental	1	(D)	(D)	(D)	AA
752	Automobile parking	4	(D)	(D)	(D)	AA
753	Automotive repair shops	132	45 401	12 044	2 917	588
7532	Top, body, and upholstery repair shops and paint shops	31	11 997	3 431	876	161
7532 pt.	Top and body repair shops	26	10 861	3 040	780	143
7532 pt.	Paint shops	5	1 136	391	96	18
7538	General automotive repair shops	53	14 487	3 945	899	191
7538 pt.	General automotive repair shops, except diesel	49	(D)	(D)	(D)	CC
7538 pt.	Diesel repair shops	4	(D)	(D)	(D)	BB
7533, 4, 6, 7, 9	Other automotive repair shops	48	18 917	4 668	1 142	236
7533	Automotive exhaust system repair shops	12	4 291	981	216	47
7534	Tire retreading and repair shops	—	—	—	—	—
7536	Automotive glass replacement shops	12	(D)	(D)	(D)	BB
7537	Automotive transmission repair shops	9	(D)	(D)	(D)	BB
7539	Automotive repair shops, n.e.c.	15	(D)	(D)	(D)	BB
7539 pt.	Radiator repair	3	(D)	(D)	(D)	AA
7539 pt.	Brake, front end, and wheel alignment	9	(D)	(D)	(D)	BB
7539 pt.	Automotive electrical and fuel system services	3	662	192	38	13
7539 pt.	Other automotive repair shops, n.e.c.	—	—	—	—	—
754	Automotive services, except repair	44	13 824	3 903	1 227	351
7542	Carwashes	18	3 894	1 010	276	122
7549	Automotive services, except repair and carwashes	26	9 930	2 893	951	229

Table 6. Summary Statistics for Firms Subject to Federal Income Tax for Counties With 350 Establishments or More: 1992 — Con.

[Includes only establishments with payroll. For meaning of abbreviations and symbols, see introductory text. For explanation of terms and comparability of 1987 and 1992 censuses, see appendix A. For information on geographic areas followed by ▲, see appendix F]

SIC code	Geographic area and kind of business or operation	Establishments (number)	Receipts (\$1,000)	Annual payroll (\$1,000)	First-quarter payroll (\$1,000)	Paid employees for pay period including March 12 (number)
INGHAM COUNTY — Con.						
76	Miscellaneous repair services	76	27 340	9 478	2 152	428
762	Electrical repair shops	32	(D)	(D)	(D)	CC
7622	Radio and television repair shops	9	1 933	588	136	34
7623, 9	Other electrical and electronic repair shops	23	(D)	(D)	(D)	CC
7623	Refrigeration and air-conditioning service and repair shops	6	(D)	(D)	(D)	BB
7629	Electrical and electronic repair shops, n.e.c.	17	(D)	(D)	(D)	CC
763	Watch, clock, and jewelry repair	3	456	117	28	10
764	Reupholstery and furniture repair	6	(D)	(D)	(D)	AA
769	Miscellaneous repair and related services	35	17 345	5 836	1 249	240
7692	Welding repair	3	(D)	(D)	(D)	AA
7694	Armature rewinding shops	2	(D)	(D)	(D)	AA
7699	Repair shops and related services, n.e.c.	30	(D)	(D)	(D)	CC
78, 79, 84	Amusement and recreation services, including motion pictures and museums	108	72 146	12 701	2 821	1 168
781, 2	Motion picture production, distribution, and services	8	(D)	(D)	(D)	BB
783	Motion picture theaters	10	(D)	(D)	(D)	CC
7832	Motion picture theaters, except drive-in	9	(D)	(D)	(D)	CC
7833	Drive-in motion picture theaters	1	(D)	(D)	(D)	AA
784	Video tape rental	20	5 480	1 034	270	166
792	Theatrical producers (except motion picture), bands, orchestras, and entertainers	4	(D)	(D)	(D)	AA
7922	Theatrical producers (except motion picture) and miscellaneous theatrical services	2	(D)	(D)	(D)	AA
7929	Bands, orchestras, actors, and other entertainers and entertainment groups	2	(D)	(D)	(D)	AA
793	Bowling centers	9	5 831	1 579	424	177
79 ex. 792, 3, 84	Commercial sports and other amusement and recreation services, including museums	57	47 818	8 156	1 685	634
794	Commercial sports	2	(D)	(D)	(D)	AA
7941	Professional sports clubs, managers, promoters	1	(D)	(D)	(D)	AA
7948	Racing, including track operation	1	(D)	(D)	(D)	AA
79 ex. 792, 3, 4; 84	Other amusement and recreation services, including museums	55	(D)	(D)	(D)	FF
791	Dance studios, schools, and halls	5	213	61	23	23
7991	Physical fitness facilities	10	(D)	(D)	(D)	CC
7992	Public golf courses	5	2 385	495	22	14
7993	Coin-operated amusement devices	6	1 128	319	88	32
7996	Amusement parks	1	(D)	(D)	(D)	AA
7997	Membership sports and recreation clubs	9	3 754	1 220	211	77
7999, 84	Amusement and recreation services, including museums, n.e.c.	19	(D)	(D)	(D)	EE
7999 pt.	Concession operators of amusement devices and rides	2	(D)	(D)	(D)	AA
7999 pt.	Carnivals, circuses, and fairs	2	(D)	(D)	(D)	BB
7999 pt., 84	Other recreation and amusements, including museums	15	(D)	(D)	(D)	CC
80	Health services	579	336 981	162 271	33 717	5 159
801	Offices and clinics of doctors of medicine	189	147 795	81 246	15 980	1 625
8011 pt.	Offices of doctors of medicine	186	(D)	(D)	(D)	GG
8011 pt.	General medical clinics	3	(D)	(D)	(D)	EE
802	Offices and clinics of dentists	172	63 448	26 471	5 818	1 018
803	Offices and clinics of doctors of osteopathy	52	19 165	9 326	2 017	193
804	Offices and clinics of other health practitioners	97	23 495	7 354	1 482	329
8041	Offices and clinics of chiropractors	24	4 016	1 147	213	73
8042	Offices and clinics of optometrists	21	6 859	2 407	520	106
8043	Offices and clinics of podiatrists	7	(D)	(D)	(D)	BB
8049	Offices and clinics of health practitioners, n.e.c.	45	(D)	(D)	(D)	CC
805	Nursing and personal care facilities	7	17 826	8 539	1 993	704
8051	Skilled nursing care facilities	4	(D)	(D)	(D)	EE
8052	Intermediate care facilities	3	(D)	(D)	(D)	EE
8059	Nursing and personal care facilities, n.e.c.	—	—	—	—	—
806	Hospitals	—	—	—	—	—
8062	General medical and surgical hospitals	—	—	—	—	—
8063, 9	Specialty hospitals	—	—	—	—	—
807, 8, 9	Other health services	62	65 252	29 335	6 427	1 290
807	Medical and dental laboratories	26	36 967	15 017	3 310	503
8071	Medical laboratories	17	31 474	12 092	2 682	388
8072	Dental laboratories	9	5 493	2 925	628	115
808	Home health care services	17	(D)	(D)	(D)	FF
809	Miscellaneous health and allied services, n.e.c.	19	(D)	(D)	(D)	CC
8092	Kidney dialysis centers	—	—	—	—	—
8093	Specialty outpatient facilities, n.e.c.	12	(D)	(D)	(D)	CC
8099	Health and allied services, n.e.c.	7	(D)	(D)	(D)	CC
81	Legal services	225	125 042	64 919	12 363	1 407
823, 4, 9	Selected educational services	23	(D)	(D)	(D)	CC
823	Libraries	—	—	—	—	—
824	Vocational schools	5	(D)	(D)	(D)	BB
829	Schools and educational services, n.e.c.	18	(D)	(D)	(D)	BB
83	Social services	93	14 787	6 304	1 444	525
835	Child day care services	42	3 280	1 309	288	180
832, 3, 6, 9	Other social services	51	11 507	4 995	1 156	345

Table 6. Summary Statistics for Firms Subject to Federal Income Tax for Counties With 350 Establishments or More: 1992 — Con.

[Includes only establishments with payroll. For meaning of abbreviations and symbols, see introductory text. For explanation of terms and comparability of 1987 and 1992 censuses, see appendix A. For information on geographic areas followed by ▲, see appendix F]

SIC code	Geographic area and kind of business or operation	Establishments (number)	Receipts (\$1,000)	Annual payroll (\$1,000)	First-quarter payroll (\$1,000)	Paid employees for pay period including March 12 (number)
INGHAM COUNTY — Con.						
87 ex. 8733	Engineering, accounting, research, management, and related services (except noncommercial research organizations) -----	285	229 603	89 441	19 870	2 870
871	Engineering, architectural, and surveying services -----	73	103 552	39 104	9 073	1 280
8711	Engineering services -----	52	93 230	33 951	7 850	1 105
8712	Architectural services -----	12	(D)	(D)	(D)	BB
8713	Surveying services -----	9	(D)	(D)	(D)	CC
872	Accounting, auditing, and bookkeeping services -----	91	(D)	(D)	(D)	FF
873 ex. 8733	Research, development, and testing services (except noncommercial research organizations) -----	15	(D)	(D)	(D)	CC
8731	Commercial physical and biological research -----	1	(D)	(D)	(D)	AA
8732	Commercial economic, sociological, and educational research -----	9	5 256	2 413	571	87
8734	Testing laboratories -----	5	(D)	(D)	(D)	BB
874	Management and public relations services -----	106	78 110	28 155	5 584	754
8741	Management services -----	31	(D)	(D)	(D)	EE
8742	Management consulting services -----	39	18 949	6 067	1 197	183
8743	Public relations services -----	11	13 411	3 777	851	92
8744	Facilities support management services -----	—	—	—	—	—
8748	Business consulting services, n.e.c. -----	25	(D)	(D)	(D)	BB
89	Services, n.e.c. -----	32	(D)	(D)	(D)	CC
JACKSON COUNTY (Coextensive with Jackson, MI MSA; see table 7a.)						
KALAMAZOO COUNTY						
	Total -----	1 628	879 467	382 285	84 441	19 308
70 ex. 704	Hotels, rooming houses, camps, and other lodging places (except membership lodging) -----	28	(D)	(D)	(D)	GG
7011	Hotels and motels -----	27	31 567	8 428	2 155	1 113
7011 pt.	Hotels -----	13	17 486	5 350	1 367	569
7011 pt.	Motels, motor hotels, and tourist courts -----	14	14 081	3 078	788	544
702, 3	Other lodging places -----	1	(D)	(D)	(D)	AA
72	Personal services -----	197	49 528	17 112	3 979	1 426
721	Laundry, cleaning, and garment services -----	56	25 267	8 373	1 863	580
7211	Power laundries, family and commercial* -----	2	(D)	(D)	(D)	BB
7213	Linen supply -----	1	(D)	(D)	(D)	AA
7215	Coin-operated laundries and drycleaning -----	13	2 648	752	174	105
7216	Drycleaning plants, except rug cleaning* -----	16	4 022	1 441	340	139
7217	Carpet and upholstery cleaning -----	9	1 422	500	101	30
7218	Industrial launderers* -----	5	(D)	(D)	(D)	CC
7212, 9	Other laundry, cleaning, and garment services* -----	10	(D)	(D)	(D)	CC
722	Photographic studios, portrait -----	12	2 062	419	97	63
723, 4	Beauty and barber shops -----	75	10 957	5 014	1 204	459
723	Beauty shops -----	74	(D)	(D)	(D)	EE
724	Barber shops -----	1	(D)	(D)	(D)	AA
725	Shoe repair shops and shoeshine parlors -----	4	(D)	(D)	(D)	AA
726	Funeral service and crematories -----	15	6 026	1 834	400	107
729	Miscellaneous personal services -----	35	(D)	(D)	(D)	CC
73	Business services -----	276	193 540	91 357	20 962	7 149
731	Advertising -----	22	15 230	7 220	1 737	184
732	Consumer credit reporting agencies, mercantile reporting agencies, and adjustment and collection agencies -----	4	(D)	(D)	(D)	BB
733	Mailing, reproduction, commercial art and photography, and stenographic services -----	32	13 826	3 979	899	228
734	Services to dwellings and other buildings -----	63	18 834	8 816	2 040	771
735	Miscellaneous equipment rental and leasing -----	20	16 134	3 604	807	151
736	Personnel supply services -----	38	52 844	40 821	8 839	4 345
737	Computer programming, data processing, and other computer related services -----	37	29 901	10 936	2 717	373
7371, 2, 3	Computer programming, prepackaged software, and integrated systems -----	26	(D)	(D)	(D)	EE
7374, 5, 6	Data processing services -----	4	2 043	1 058	216	56
7377, 8, 9	Computer rental and leasing, maintenance, and related services, n.e.c. -----	7	(D)	(D)	(D)	BB
738	Miscellaneous business services -----	60	(D)	(D)	(D)	GG
75	Automotive repair, services, and parking -----	164	61 658	16 096	3 911	864
751	Automotive rental and leasing, without drivers -----	13	11 354	1 669	383	88
752	Automobile parking -----	2	(D)	(D)	(D)	AA
753	Automotive repair shops -----	121	43 147	12 148	2 999	599
7532	Top, body, and upholstery repair shops and paint shops -----	32	15 403	4 891	1 231	213
7538	General automotive repair shops -----	65	19 051	4 911	1 198	249
7533, 4, 6, 7, 9	Other automotive repair shops -----	24	8 693	2 346	570	137
754	Automotive services, except repair -----	28	(D)	(D)	(D)	CC

Table 6. Summary Statistics for Firms Subject to Federal Income Tax for Counties With 350 Establishments or More: 1992 — Con.

[Includes only establishments with payroll. For meaning of abbreviations and symbols, see introductory text. For explanation of terms and comparability of 1987 and 1992 censuses, see appendix A. For information on geographic areas followed by ▲, see appendix F]

SIC code	Geographic area and kind of business or operation	Establishments (number)	Receipts (\$1,000)	Annual payroll (\$1,000)	First-quarter payroll (\$1,000)	Paid employees for pay period including March 12 (number)
KALAMAZOO COUNTY — Con.						
76	Miscellaneous repair services -----	65	39 142	12 101	2 767	581
762	Electrical repair shops -----	18	10 174	3 615	809	206
7622	Radio and television repair shops -----	9	(D)	(D)	(D)	BB
7623, 9	Other electrical and electronic repair shops -----	9	(D)	(D)	(D)	CC
763	Watch, clock, and jewelry repair -----	1	(D)	(D)	(D)	AA
764	Reupholstery and furniture repair -----	6	1 070	178	41	15
769	Miscellaneous repair and related services -----	40	(D)	(D)	(D)	EE
78, 79, 84	Amusement and recreation services, including motion pictures and museums -----	111	44 692	9 890	2 345	1 288
781, 2	Motion picture production, distribution, and services -----	7	3 947	1 363	352	51
783	Motion picture theaters -----	7	(D)	(D)	(D)	CC
784	Video tape rental -----	21	4 398	1 036	256	165
792	Theatrical producers (except motion picture), bands, orchestras, and entertainers -----	8	(D)	(D)	(D)	BB
793	Bowling centers -----	10	6 709	1 852	500	237
79 ex. 792, 3, 84	Commercial sports and other amusement and recreation services, including museums -----	58	18 663	3 850	820	633
80	Health services -----	407	292 785	154 291	31 567	4 442
801	Offices and clinics of doctors of medicine -----	169	187 082	110 496	21 552	1 877
802	Offices and clinics of dentists -----	127	41 531	16 127	3 601	667
803	Offices and clinics of doctors of osteopathy -----	5	(D)	(D)	(D)	BB
804	Offices and clinics of other health practitioners -----	67	15 666	5 653	1 162	258
805	Nursing and personal care facilities -----	7	20 174	9 096	2 319	804
806	Hospitals -----	—	—	—	—	—
807, 8, 9	Other health services -----	32	(D)	(D)	(D)	FF
81	Legal services -----	119	66 369	29 566	6 574	707
823, 4, 9	Selected educational services -----	10	(D)	(D)	(D)	AA
83	Social services -----	50	7 496	3 087	755	356
835	Child day care services -----	31	2 893	1 331	334	161
832, 3, 6, 9	Other social services -----	19	4 603	1 756	421	195
87 ex. 8733	Engineering, accounting, research, management, and related services (except noncommercial research organizations) -----	185	76 406	34 912	8 230	1 211
871	Engineering, architectural, and surveying services -----	47	26 043	11 773	2 957	396
872	Accounting, auditing, and bookkeeping services -----	71	(D)	(D)	(D)	EE
873 ex. 8733	Research, development, and testing services (except noncommercial research organizations) -----	9	(D)	(D)	(D)	BB
874	Management and public relations services -----	58	20 270	9 946	2 148	325
89	Services, n.e.c. -----	16	(D)	(D)	(D)	CC
KENT COUNTY						
	Total -----	3 809	2 311 295	927 459	201 296	43 940
70 ex. 704	Hotels, rooming houses, camps, and other lodging places (except membership lodging) -----	54	82 176	25 848	6 378	2 764
7011	Hotels and motels -----	49	81 297	25 649	6 349	2 751
7011 pt.	Hotels -----	19	57 678	20 081	4 966	1 838
7011 pt.	Hotels, 25 guestrooms or more -----	17	(D)	(D)	(D)	GG
7011 pt.	Hotels, less than 25 guestrooms -----	2	(D)	(D)	(D)	AA
7011 pt.	Motels, motor hotels, and tourist courts -----	30	23 619	5 568	1 383	913
7011 pt.	Motels, tourist courts -----	26	(D)	(D)	(D)	FF
7011 pt.	Motor hotels -----	4	(D)	(D)	(D)	BB
702, 3	Other lodging places -----	5	879	199	29	13
702	Rooming and boarding houses -----	1	(D)	(D)	(D)	AA
703	Camps and recreational vehicle parks -----	4	(D)	(D)	(D)	AA
72	Personal services -----	403	106 846	38 326	9 037	3 332
721	Laundry, cleaning, and garment services -----	109	44 408	16 675	3 661	1 135
7211	Power laundries, family and commercial* -----	4	(D)	(D)	(D)	CC
7213	Linen supply* -----	3	(D)	(D)	(D)	CC
7215	Coin-operated laundries and drycleaning -----	33	5 792	1 623	397	170
7216	Drycleaning plants, except rug cleaning* -----	33	11 415	4 626	979	368
7217	Carpet and upholstery cleaning -----	20	3 522	1 653	246	105
7218	Industrial laundriers* -----	7	(D)	(D)	(D)	CC
7212, 9	Other laundry, cleaning, and garment services* -----	9	(D)	(D)	(D)	BB
7212	Garment pressing, and agents for laundries and drycleaners -----	1	(D)	(D)	(D)	AA
7219	Laundry and garment services, n.e.c.* -----	8	(D)	(D)	(D)	BB
722	Photographic studios, portrait -----	30	8 009	1 906	375	159
723, 4	Beauty and barber shops -----	157	27 148	12 338	2 952	1 082
723	Beauty shops -----	153	(D)	(D)	(D)	GG
724	Barber shops -----	4	(D)	(D)	(D)	AA
725	Shoe repair shops and shoeshine parlors -----	7	(D)	(D)	(D)	BB
726	Funeral service and crematories -----	28	14 520	3 519	792	187
729	Miscellaneous personal services -----	72	(D)	(D)	(D)	FF
7291	Tax return preparation services -----	18	3 280	1 369	621	374
7299	Miscellaneous personal services, n.e.c. -----	54	(D)	(D)	(D)	EE

Table 6. Summary Statistics for Firms Subject to Federal Income Tax for Counties With 350 Establishments or More: 1992 — Con.

[Includes only establishments with payroll. For meaning of abbreviations and symbols, see introductory text. For explanation of terms and comparability of 1987 and 1992 censuses, see appendix A. For information on geographic areas followed by ▲, see appendix F]

SIC code	Geographic area and kind of business or operation	Establishments (number)	Receipts (\$1,000)	Annual payroll (\$1,000)	First-quarter payroll (\$1,000)	Paid employees for pay period including March 12 (number)
KENT COUNTY — Con.						
73	Business services -----	693	432 289	194 927	42 529	12 017
731	Advertising -----	55	39 231	18 139	4 088	581
7311	Advertising agencies -----	46	31 965	16 363	3 459	522
7312	Outdoor advertising services -----	2	(D)	(D)	(D)	BB
7313	Radio, television, publishers' advertising representatives -----	2	(D)	(D)	(D)	AA
7319	Advertising, n.e.c. -----	5	(D)	(D)	(D)	BB
732	Consumer credit reporting agencies, mercantile reporting agencies, and adjustment and collection agencies -----	12	10 704	4 283	955	162
7322	Adjustment and collection services -----	10	(D)	(D)	(D)	BB
7323	Credit reporting services -----	2	(D)	(D)	(D)	BB
733	Mailing, reproduction, commercial art and photography, and stenographic services -----	80	35 560	9 910	2 273	433
7331	Direct mail advertising services -----	10	(D)	(D)	(D)	CC
7334	Photocopying and duplicating services -----	6	5 852	1 612	334	89
7335, 6	Commercial photography, art, and graphics -----	50	14 511	4 552	1 117	166
7335	Commercial photography -----	10	(D)	(D)	(D)	BB
7336	Commercial art and graphic design -----	40	(D)	(D)	(D)	CC
7338	Secretarial and court reporting services -----	14	(D)	(D)	(D)	BB
734	Services to dwellings and other buildings -----	125	30 359	16 474	3 828	2 088
7342	Disinfecting and pest control services -----	15	3 883	1 593	316	84
7349	Building cleaning and maintenance services, n.e.c. -----	110	26 476	14 881	3 512	2 004
735	Miscellaneous equipment rental and leasing -----	48	41 980	9 902	2 017	326
7352	Medical equipment rental and leasing -----	6	(D)	(D)	(D)	BB
7353	Heavy construction equipment rental and leasing -----	8	(D)	(D)	(D)	BB
7359	Equipment rental and leasing, n.e.c. -----	34	28 105	5 942	1 067	199
736	Personnel supply services -----	90	90 840	64 872	12 396	4 965
7361	Employment agencies -----	24	5 218	2 519	460	76
7363	Help supply services -----	66	85 622	62 353	11 936	4 889
7363 pt.	Temporary help supply -----	56	75 611	54 609	9 987	4 577
7363 pt.	Help supply, except temporary -----	10	10 011	7 744	1 949	312
737	Computer programming, data processing, and other computer related services -----	125	101 617	36 304	8 743	1 052
7371, 2, 3	Computer programming, prepackaged software, and integrated systems -----	82	53 995	20 799	4 931	564
7371	Computer programming services -----	50	23 377	11 193	2 706	299
7372	Prepackaged software -----	17	(D)	(D)	(D)	CC
7373	Computer integrated systems -----	15	(D)	(D)	(D)	BB
7374, 5, 6	Data processing services -----	16	(D)	(D)	(D)	EE
7374, 5	Computer processing, information retrieval -----	16	(D)	(D)	(D)	EE
7376	Computer facilities management services -----	-	-	-	-	-
7377, 8, 9	Computer rental and leasing, maintenance, and related services, n.e.c. -----	27	(D)	(D)	(D)	CC
7377	Computer rental and leasing -----	2	(D)	(D)	(D)	AA
7378	Computer maintenance and repair -----	17	25 902	7 450	1 818	194
7379	Computer related services, n.e.c. -----	8	(D)	(D)	(D)	BB
738	Miscellaneous business services -----	158	81 998	35 043	8 229	2 410
7381, 2	Detective agencies and protective services -----	26	27 737	12 936	3 019	1 234
7381	Detective, guard, and armored car services -----	23	(D)	(D)	(D)	GG
7382	Security systems services -----	3	(D)	(D)	(D)	CC
7383	News syndicates -----	1	(D)	(D)	(D)	AA
7384	Photofinishing laboratories* -----	10	5 282	2 033	413	110
7389	Business services, n.e.c. -----	121	(D)	(D)	(D)	GG
7389 pt.	Sign painting shops -----	9	1 316	289	77	20
7389 pt.	Interior designing -----	10	1 381	226	49	13
7389 pt.	Telephone answering services -----	4	1 042	437	112	45
7389 pt.	Other business services -----	98	(D)	(D)	(D)	FF
75	Automotive repair, services, and parking -----	426	246 288	53 679	12 628	2 739
751	Automotive rental and leasing, without drivers -----	28	97 857	13 128	3 145	565
7513	Truck rental and leasing, without drivers -----	15	(D)	(D)	(D)	EE
7514, 5	Passenger car rental and leasing -----	13	(D)	(D)	(D)	BB
7514	Passenger car rental -----	10	(D)	(D)	(D)	BB
7515	Passenger car leasing -----	3	(D)	(D)	(D)	BB
7519	Utility trailer and recreational vehicle rental -----	-	-	-	-	-
752	Automobile parking -----	7	(D)	(D)	(D)	AA
753	Automotive repair shops -----	305	119 518	32 375	7 486	1 429
7532	Top, body, and upholstery repair shops and paint shops -----	100	40 732	11 762	2 803	500
7532 pt.	Top and body repair shops -----	93	38 686	11 124	2 701	467
7532 pt.	Paint shops -----	7	2 046	638	102	33
7538	General automotive repair shops -----	123	41 411	10 757	2 531	526
7538 pt.	General automotive repair shops, except diesel -----	111	32 664	9 012	2 136	442
7538 pt.	Diesel repair shops -----	12	8 747	1 745	395	84
7533, 4, 6, 7, 9	Other automotive repair shops -----	82	37 375	9 856	2 152	403
7533	Automotive exhaust system repair shops -----	20	8 743	2 350	519	100
7534	Tire retreading and repair shops -----	5	(D)	(D)	(D)	BB
7536	Automotive glass replacement shops -----	13	7 185	2 039	449	75
7537	Automotive transmission repair shops -----	14	3 622	1 074	249	40
7539	Automotive repair shops, n.e.c. -----	30	(D)	(D)	(D)	CC
7539 pt.	Radiator repair -----	5	716	108	22	8
7539 pt.	Brake, front end, and wheel alignment -----	15	7 938	2 140	454	81
7539 pt.	Automotive electrical and fuel system services -----	9	2 479	870	200	45
7539 pt.	Other automotive repair shops, n.e.c. -----	1	(D)	(D)	(D)	AA
754	Automotive services, except repair -----	86	(D)	(D)	(D)	FF
7542	Carwashes -----	41	14 293	4 171	1 013	411
7549	Automotive services, except repair and carwashes -----	45	(D)	(D)	(D)	EE

Table 6. Summary Statistics for Firms Subject to Federal Income Tax for Counties With 350 Establishments or More: 1992 — Con.

[Includes only establishments with payroll. For meaning of abbreviations and symbols, see introductory text. For explanation of terms and comparability of 1987 and 1992 censuses, see appendix A. For information on geographic areas followed by ▲, see appendix F]

SIC code	Geographic area and kind of business or operation	Establishments (number)	Receipts (\$1,000)	Annual payroll (\$1,000)	First-quarter payroll (\$1,000)	Paid employees for pay period including March 12 (number)
KENT COUNTY — Con.						
76	Miscellaneous repair services	175	71 269	23 506	5 464	1 095
762	Electrical repair shops	50	26 591	10 773	2 585	466
7622	Radio and television repair shops	10	3 456	1 261	317	54
7623, 9	Other electrical and electronic repair shops	40	23 135	9 512	2 268	412
7623	Refrigeration and air-conditioning service and repair shops	4	1 824	887	217	32
7629	Electrical and electronic repair shops, n.e.c.	36	21 311	8 625	2 051	380
763	Watch, clock, and jewelry repair	3	763	394	93	22
764	Reupholstery and furniture repair	20	3 114	1 075	257	75
769	Miscellaneous repair and related services	102	40 801	11 264	2 529	532
7692	Welding repair	10	2 431	961	230	40
7694	Armature rewinding shops	3	(D)	(D)	(D)	BB
7699	Repair shops and related services, n.e.c.	89	(D)	(D)	(D)	EE
78, 79, 84	Amusement and recreation services, including motion pictures and museums	227	115 012	26 988	5 804	2 568
781, 2	Motion picture production, distribution, and services	21	12 568	3 676	773	115
783	Motion picture theaters	10	18 468	3 120	795	301
7832	Motion picture theaters, except drive-in	10	18 468	3 120	795	301
7833	Drive-in motion picture theaters	—	—	—	—	—
784	Video tape rental	34	13 585	2 659	600	344
792	Theatrical producers (except motion picture), bands, orchestras, and entertainers	12	6 558	1 834	321	84
7922	Theatrical producers (except motion picture) and miscellaneous theatrical services	6	(D)	(D)	(D)	BB
7929	Bands, orchestras, actors, and other entertainers and entertainment groups	6	(D)	(D)	(D)	BB
793	Bowling centers	22	13 892	4 099	1 157	560
79 ex. 792, 3, 84	Commercial sports and other amusement and recreation services, including museums	128	49 941	11 600	2 158	1 164
794	Commercial sports	5	(D)	(D)	(D)	BB
7941	Professional sports clubs, managers, promoters	2	(D)	(D)	(D)	AA
7948	Racing, including track operation	3	(D)	(D)	(D)	AA
79 ex. 792, 3, 4, 84	Other amusement and recreation services, including museums	123	(D)	(D)	(D)	GG
791	Dance studios, schools, and halls	16	1 921	488	113	88
7991	Physical fitness facilities	27	11 536	3 157	730	453
7992	Public golf courses	23	12 487	3 057	339	121
7993	Coin-operated amusement devices	7	2 703	488	97	23
7996	Amusement parks	2	(D)	(D)	(D)	BB
7997	Membership sports and recreation clubs	10	4 819	1 219	112	94
7999, 84	Amusement and recreation services, including museums, n.e.c.	38	13 510	2 422	608	341
7999 pt.	Concession operators of amusement devices and rides	1	(D)	(D)	(D)	AA
7999 pt.	Carnivals, circuses, and fairs	2	(D)	(D)	(D)	AA
7999 pt., 84	Other recreation and amusements, including museums	35	(D)	(D)	(D)	EE
80	Health services	920	599 136	291 423	56 992	8 591
801	Offices and clinics of doctors of medicine	328	305 594	175 319	32 329	3 121
8011 pt.	Offices of doctors of medicine	316	(D)	(D)	(D)	HH
8011 pt.	General medical clinics	12	(D)	(D)	(D)	CC
802	Offices and clinics of dentists	269	92 974	38 269	8 031	1 656
803	Offices and clinics of doctors of osteopathy	75	30 706	15 559	2 601	351
804	Offices and clinics of other health practitioners	149	34 575	10 983	2 345	546
8041	Offices and clinics of chiropractors	49	8 407	1 789	388	126
8042	Offices and clinics of optometrists	42	9 350	2 041	459	110
8043	Offices and clinics of podiatrists	16	3 717	1 661	270	61
8049	Offices and clinics of health practitioners, n.e.c.	42	13 101	5 492	1 228	249
805	Nursing and personal care facilities	14	29 293	12 755	3 027	1 042
8051	Skilled nursing care facilities	11	23 839	10 676	2 540	853
8052	Intermediate care facilities	2	(D)	(D)	(D)	CC
8059	Nursing and personal care facilities, n.e.c.	1	(D)	(D)	(D)	BB
806	Hospitals	1	(D)	(D)	(D)	CC
8062	General medical and surgical hospitals	—	—	—	—	—
8063, 9	Specialty hospitals	1	(D)	(D)	(D)	CC
807, 8, 9	Other health services	84	(D)	(D)	(D)	GG
807	Medical and dental laboratories	39	65 991	23 318	5 292	1 002
8071	Medical laboratories	20	(D)	(D)	(D)	FF
8072	Dental laboratories	19	(D)	(D)	(D)	CC
808	Home health care services	21	15 518	7 036	1 516	490
809	Miscellaneous health and allied services, n.e.c.	24	(D)	(D)	(D)	EE
8092	Kidney dialysis centers	—	—	—	—	—
8093	Specialty outpatient facilities, n.e.c.	17	(D)	(D)	(D)	CC
8099	Health and allied services, n.e.c.	7	(D)	(D)	(D)	BB
81	Legal services	241	211 428	77 638	17 097	2 081
823, 4, 9	Selected educational services	26	(D)	(D)	(D)	CC
823	Libraries	1	(D)	(D)	(D)	AA
824	Vocational schools	8	(D)	(D)	(D)	BB
829	Schools and educational services, n.e.c.	17	(D)	(D)	(D)	BB
83	Social services	111	49 492	19 381	4 495	1 790
835	Child day care services	46	5 086	2 279	523	272
832, 3, 6, 9	Other social services	65	44 406	17 102	3 972	1 518

Table 6. Summary Statistics for Firms Subject to Federal Income Tax for Counties With 350 Establishments or More: 1992 — Con.

[Includes only establishments with payroll. For meaning of abbreviations and symbols, see introductory text. For explanation of terms and comparability of 1987 and 1992 censuses, see appendix A. For information on geographic areas followed by ▲, see appendix F]

SIC code	Geographic area and kind of business or operation	Establishments (number)	Receipts (\$1,000)	Annual payroll (\$1,000)	First-quarter payroll (\$1,000)	Paid employees for pay period including March 12 (number)
KENT COUNTY — Con.						
87 ex. 8733	Engineering, accounting, research, management, and related services (except noncommercial research organizations) -----	507	376 342	167 722	39 046	6 652
871	Engineering, architectural, and surveying services -----	143	165 229	76 943	17 424	2 128
8711	Engineering services -----	90	133 620	61 188	13 878	1 642
8712	Architectural services -----	43	29 684	14 947	3 390	456
8713	Surveying services -----	10	1 925	808	156	30
872	Accounting, auditing, and bookkeeping services -----	175	91 995	41 493	10 267	1 476
873 ex. 8733	Research, development, and testing services (except noncommercial research organizations) -----	23	17 053	7 176	1 595	449
8731	Commercial physical and biological research -----	3	(D)	(D)	(D)	AA
8732	Commercial economic, sociological, and educational research -----	12	(D)	(D)	(D)	EE
8734	Testing laboratories -----	8	9 906	3 848	890	146
874	Management and public relations services -----	166	102 065	42 110	9 760	2 599
8741	Management services -----	51	56 047	27 174	6 472	2 138
8742	Management consulting services -----	80	37 375	12 229	2 649	333
8743	Public relations services -----	11	(D)	(D)	(D)	BB
8744	Facilities support management services -----	—	—	—	—	—
8748	Business consulting services, n.e.c. -----	24	(D)	(D)	(D)	BB
89	Services, n.e.c. -----	26	(D)	(D)	(D)	CC
LENAWEE COUNTY						
	Total -----	531	143 617	53 444	11 259	3 323
70 ex. 704	Hotels, rooming houses, camps, and other lodging places (except membership lodging) -----	10	(D)	(D)	(D)	BB
7011	Hotels and motels -----	8	2 711	457	117	67
7011 pt.	Hotels -----	2	(D)	(D)	(D)	BB
7011 pt.	Motels, motor hotels, and tourist courts -----	6	(D)	(D)	(D)	BB
702, 3	Other lodging places -----	2	(D)	(D)	(D)	AA
72	Personal services -----	69	10 792	3 071	757	376
721	Laundry, cleaning, and garment services -----	22	2 439	689	158	102
7211	Power laundries, family and commercial* -----	—	—	—	—	—
7213	Linen supply* -----	—	—	—	—	—
7215	Coin-operated laundries and drycleaning -----	11	1 044	207	47	34
7216	Drycleaning plants, except rug cleaning* -----	5	(D)	(D)	(D)	BB
7217	Carpet and upholstery cleaning -----	5	(D)	(D)	(D)	BB
7218	Industrial launderers* -----	—	—	—	—	—
7212, 9	Other laundry, cleaning, and garment services* -----	1	(D)	(D)	(D)	AA
722	Photographic studios, portrait -----	7	(D)	(D)	(D)	BB
723, 4	Beauty and barber shops -----	20	2 447	1 020	240	102
723	Beauty shops -----	20	2 447	1 020	240	102
724	Barber shops -----	—	—	—	—	—
725	Shoe repair shops and shoeshine parlors -----	—	—	—	—	—
726	Funeral service and crematories -----	14	4 317	985	226	80
729	Miscellaneous personal services -----	6	(D)	(D)	(D)	BB
73	Business services -----	56	18 983	9 586	1 737	738
731	Advertising -----	1	(D)	(D)	(D)	AA
732	Consumer credit reporting agencies, mercantile reporting agencies, and adjustment and collection agencies -----	2	(D)	(D)	(D)	AA
733	Mailing, reproduction, commercial art and photography, and stenographic services -----	3	(D)	(D)	(D)	AA
734	Services to dwellings and other buildings -----	18	1 843	697	146	80
735	Miscellaneous equipment rental and leasing -----	7	2 706	764	163	36
736	Personnel supply services -----	8	8 995	5 543	873	408
737	Computer programming, data processing, and other computer related services -----	1	(D)	(D)	(D)	AA
7371, 2, 3	Computer programming, prepackaged software, and integrated systems -----	1	(D)	(D)	(D)	AA
7374, 5, 6	Data processing services -----	—	—	—	—	—
7377, 8, 9	Computer rental and leasing, maintenance, and related services, n.e.c. -----	—	—	—	—	—
738	Miscellaneous business services -----	16	(D)	(D)	(D)	CC
75	Automotive repair, services, and parking -----	71	19 091	3 508	807	234
751	Automotive rental and leasing, without drivers -----	3	(D)	(D)	(D)	AA
752	Automobile parking -----	—	—	—	—	—
753	Automotive repair shops -----	59	15 005	2 746	663	171
7532	Top, body, and upholstery repair shops and paint shops -----	25	7 921	1 174	285	66
7538	General automotive repair shops -----	24	4 332	913	217	62
7533, 4, 6, 7, 9	Other automotive repair shops -----	10	2 752	659	161	43
754	Automotive services, except repair -----	9	(D)	(D)	(D)	BB
76	Miscellaneous repair services -----	17	6 072	1 774	408	108
762	Electrical repair shops -----	5	1 420	610	136	48
7622	Radio and television repair shops -----	2	(D)	(D)	(D)	BB
7623, 9	Other electrical and electronic repair shops -----	3	(D)	(D)	(D)	AA
763	Watch, clock, and jewelry repair -----	—	—	—	—	—
764	Reupholstery and furniture repair -----	—	(D)	(D)	(D)	AA
769	Miscellaneous repair and related services -----	11	(D)	(D)	(D)	BB

Table 6. Summary Statistics for Firms Subject to Federal Income Tax for Counties With 350 Establishments or More: 1992 — Con.

[Includes only establishments with payroll. For meaning of abbreviations and symbols, see introductory text. For explanation of terms and comparability of 1987 and 1992 censuses, see appendix A. For information on geographic areas followed by ▲, see appendix F]

SIC code	Geographic area and kind of business or operation	Establishments (number)	Receipts (\$1,000)	Annual payroll (\$1,000)	First-quarter payroll (\$1,000)	Paid employees for pay period including March 12 (number)
LENAWEE COUNTY—Con.						
78, 79, 84	Amusement and recreation services, including motion pictures and museums	50	10 713	2 508	594	243
781, 2	Motion picture production, distribution, and services	—	—	—	—	—
783	Motion picture theaters	1	(D)	(D)	(D)	BB
784	Video tape rental	9	2 317	547	90	61
792	Theatrical producers (except motion picture), bands, orchestras, and entertainers	2	(D)	(D)	(D)	AA
793	Bowling centers	6	(D)	(D)	(D)	BB
79 ex. 792, 3; 84	Commercial sports and other amusement and recreation services, including museums	32	5 136	1 354	312	99
80	Health services	146	51 877	23 877	4 830	1 026
801	Offices and clinics of doctors of medicine	54	20 086	10 169	1 850	273
802	Offices and clinics of dentists	35	10 473	4 579	1 033	204
803	Offices and clinics of doctors of osteopathy	14	5 267	1 924	379	80
804	Offices and clinics of other health practitioners	33	7 612	3 234	669	120
805	Nursing and personal care facilities	2	(D)	(D)	(D)	CC
806	Hospitals	—	—	—	—	—
807, 8, 9	Other health services	8	(D)	(D)	(D)	CC
81	Legal services	35	8 514	2 242	504	98
823, 4, 9	Selected educational services	2	(D)	(D)	(D)	BB
83	Social services	40	3 760	1 481	378	228
835	Child day care services	19	1 021	336	70	53
832, 3, 6, 9	Other social services	21	2 739	1 145	308	175
87 ex. 8733	Engineering, accounting, research, management, and related services (except noncommercial research organizations)	31	8 147	4 025	916	148
871	Engineering, architectural, and surveying services	8	2 650	1 362	236	40
872	Accounting, auditing, and bookkeeping services	16	(D)	(D)	(D)	BB
873 ex. 8733	Research, development, and testing services (except noncommercial research organizations)	—	—	—	—	—
874	Management and public relations services	7	(D)	(D)	(D)	AA
89	Services, n.e.c.	4	(D)	(D)	(D)	AA
LIVINGSTON COUNTY						
	Total	703	259 482	101 749	21 400	5 707
70 ex. 704	Hotels, rooming houses, camps, and other lodging places (except membership lodging)	10	(D)	(D)	(D)	CC
7011	Hotels and motels	7	3 786	975	218	116
7011 pt.	Hotels	4	(D)	(D)	(D)	BB
7011 pt.	Motels, motor hotels, and tourist courts	3	(D)	(D)	(D)	BB
702, 3	Other lodging places	3	(D)	(D)	(D)	BB
72	Personal services	78	10 691	3 488	883	375
721	Laundry, cleaning, and garment services	21	3 033	815	205	96
7211	Power laundries, family and commercial*	1	(D)	(D)	(D)	AA
7213	Linen supply*	—	—	—	—	—
7215	Coin-operated laundries and drycleaning	8	952	263	88	51
7216	Drycleaning plants, except rug cleaning*	8	(D)	(D)	(D)	BB
7217	Carpet and upholstery cleaning	1	(D)	(D)	(D)	AA
7218	Industrial laundriers*	1	(D)	(D)	(D)	AA
7212, 9	Other laundry, cleaning, and garment services*	2	(D)	(D)	(D)	AA
722	Photographic studios, portrait	2	(D)	(D)	(D)	AA
723, 4	Beauty and barber shops	43	4 835	2 044	519	200
723	Beauty shops	43	4 835	2 044	519	200
724	Barber shops	—	—	—	—	—
725	Shoe repair shops and shoeshine parlors	—	—	—	—	—
726	Funeral service and crematories	5	1 699	398	95	24
729	Miscellaneous personal services	7	(D)	(D)	(D)	BB
73	Business services	110	44 947	21 386	4 317	1 475
731	Advertising	5	(D)	(D)	(D)	BB
732	Consumer credit reporting agencies, mercantile reporting agencies, and adjustment and collection agencies	3	(D)	(D)	(D)	AA
733	Mailing, reproduction, commercial art and photography, and stenographic services	8	(D)	(D)	(D)	BB
734	Services to dwellings and other buildings	25	3 766	1 554	343	195
735	Miscellaneous equipment rental and leasing	6	1 423	426	80	26
736	Personnel supply services	18	18 925	13 225	2 847	970
737	Computer programming, data processing, and other computer related services	24	(D)	(D)	(D)	BB
7371, 2, 3	Computer programming, prepackaged software, and integrated systems	16	(D)	(D)	(D)	BB
7374, 5, 6	Data processing services	4	(D)	(D)	(D)	AA
7377, 8, 9	Computer rental and leasing, maintenance, and related services, n.e.c.	4	(D)	(D)	(D)	AA
738	Miscellaneous business services	21	(D)	(D)	(D)	CC

Table 6. Summary Statistics for Firms Subject to Federal Income Tax for Counties With 350 Establishments or More: 1992 — Con.

[Includes only establishments with payroll. For meaning of abbreviations and symbols, see introductory text. For explanation of terms and comparability of 1987 and 1992 censuses, see appendix A. For information on geographic areas followed by ▲, see appendix F]

SIC code	Geographic area and kind of business or operation	Establishments (number)	Receipts (\$1,000)	Annual payroll (\$1,000)	First-quarter payroll (\$1,000)	Paid employees for pay period including March 12 (number)
LIVINGSTON COUNTY — Con.						
75	Automotive repair, services, and parking -----	78	32 116	7 414	1 763	483
751	Automotive rental and leasing, without drivers -----	2	(D)	(D)	(D)	AA
752	Automobile parking -----	—	—	—	—	—
753	Automotive repair shops -----	60	24 574	6 161	1 445	317
7532	Top, body, and upholstery repair shops and paint shops -----	18	6 499	1 818	461	94
7538	General automotive repair shops -----	25	9 167	1 996	481	108
7533, 4, 6, 7, 9	Other automotive repair shops -----	17	8 908	2 347	503	115
754	Automotive services, except repair -----	16	(D)	(D)	(D)	CC
76	Miscellaneous repair services -----	22	16 393	5 040	1 215	166
762	Electrical repair shops -----	3	1 599	797	118	20
7622	Radio and television repair shops -----	—	—	—	—	—
7623, 9	Other electrical and electronic repair shops -----	3	1 599	797	118	20
763	Watch, clock, and jewelry repair -----	—	—	—	—	—
764	Reupholstery and furniture repair -----	1	(D)	(D)	(D)	AA
769	Miscellaneous repair and related services -----	18	(D)	(D)	(D)	CC
78, 79, 84	Amusement and recreation services, including motion pictures and museums -----	58	24 824	6 649	1 353	487
781, 2	Motion picture production, distribution, and services -----	2	(D)	(D)	(D)	AA
783	Motion picture theaters -----	2	(D)	(D)	(D)	BB
784	Video tape rental -----	12	1 994	485	111	68
792	Theatrical producers (except motion picture), bands, orchestras, and entertainers -----	1	(D)	(D)	(D)	AA
793	Bowling centers -----	5	(D)	(D)	(D)	BB
79 ex. 792, 3, 84	Commercial sports and other amusement and recreation services, including museums -----	36	15 946	4 481	873	275
80	Health services -----	167	81 538	38 007	7 492	1 577
801	Offices and clinics of doctors of medicine -----	33	14 047	7 849	1 549	248
802	Offices and clinics of dentists -----	56	20 496	8 733	1 780	342
803	Offices and clinics of doctors of osteopathy -----	15	7 225	3 922	808	111
804	Offices and clinics of other health practitioners -----	44	9 788	3 642	583	219
805	Nursing and personal care facilities -----	5	24 943	12 185	2 449	552
806	Hospitals -----	—	—	—	—	—
807, 8, 9	Other health services -----	14	5 039	1 676	323	105
81	Legal services -----	53	8 726	2 899	645	141
823, 4, 9	Selected educational services -----	5	(D)	(D)	(D)	AA
83	Social services -----	40	5 304	2 550	504	249
835	Child day care services -----	19	2 062	943	224	146
832, 3, 6, 9	Other social services -----	21	3 242	1 607	280	103
87 ex. 8733	Engineering, accounting, research, management, and related services (except noncommercial research organizations) -----	77	23 670	10 912	2 558	528
871	Engineering, architectural, and surveying services -----	28	9 072	4 367	976	150
872	Accounting, auditing, and bookkeeping services -----	26	(D)	(D)	(D)	CC
873 ex. 8733	Research, development, and testing services (except noncommercial research organizations) -----	2	(D)	(D)	(D)	AA
874	Management and public relations services -----	21	(D)	(D)	(D)	EE
89	Services, n.e.c. -----	5	(D)	(D)	(D)	BB
MACOMB COUNTY						
	Total -----	4 818	2 783 729	1 117 061	249 745	48 016
70 ex. 704	Hotels, rooming houses, camps, and other lodging places (except membership lodging) -----	52	36 110	9 574	2 461	982
7011	Hotels and motels -----	49	35 906	9 539	2 453	976
7011 pt.	Hotels -----	15	18 442	5 479	1 462	513
7011 pt.	Hotels, 25 guestrooms or more -----	14	(D)	(D)	(D)	FF
7011 pt.	Hotels, less than 25 guestrooms -----	1	(D)	(D)	(D)	AA
7011 pt.	Motels, motor hotels, and tourist courts -----	34	17 464	4 060	991	463
7011 pt.	Motels, tourist courts -----	29	14 152	3 470	861	378
7011 pt.	Motor hotels -----	5	3 312	590	130	85
702, 3	Other lodging places -----	3	204	35	8	6
702	Rooming and boarding houses -----	1	(D)	(D)	(D)	AA
703	Camps and recreational vehicle parks -----	2	(D)	(D)	(D)	AA

Table 6. Summary Statistics for Firms Subject to Federal Income Tax for Counties With 350 Establishments or More: 1992 — Con.

[Includes only establishments with payroll. For meaning of abbreviations and symbols, see introductory text. For explanation of terms and comparability of 1987 and 1992 censuses, see appendix A. For information on geographic areas followed by ▲, see appendix F]

SIC code	Geographic area and kind of business or operation	Establishments (number)	Receipts (\$1,000)	Annual payroll (\$1,000)	First-quarter payroll (\$1,000)	Paid employees for pay period including March 12 (number)
MACOMB COUNTY—Con.						
72	Personal services	619	101 597	35 398	8 686	3 541
721	Laundry, cleaning, and garment services	157	23 278	6 690	1 530	737
7211	Power laundries, family and commercial*	6	1 125	448	97	42
7213	Linen supply*	2	(D)	(D)	(D)	BB
7215	Coin-operated laundries and drycleaning	30	2 664	618	158	88
7216	Drycleaning plants, except rug cleaning*	78	13 820	4 203	1 000	482
7217	Carpet and upholstery cleaning	24	3 059	742	116	68
7218	Industrial launderers*	—	—	—	—	—
7212, 9	Other laundry, cleaning, and garment services*	17	(D)	(D)	(D)	BB
7212	Garment pressing, and agents for laundries and drycleaners	8	(D)	(D)	(D)	AA
7219	Laundry and garment services, n.e.c.*	9	(D)	(D)	(D)	BB
722	Photographic studios, portrait	31	8 427	1 861	427	148
723, 4	Beauty and barber shops	310	36 688	16 553	3 807	1 669
723	Beauty shops	298	(D)	(D)	(D)	GG
724	Barber shops	12	(D)	(D)	(D)	BB
725	Shoe repair shops and shoeshine parlors	5	(D)	(D)	(D)	AA
726	Funeral service and crematories	29	18 645	5 183	1 260	230
729	Miscellaneous personal services	87	(D)	(D)	(D)	FF
7291	Tax return preparation services	28	3 661	1 672	807	470
7299	Miscellaneous personal services, n.e.c.	59	(D)	(D)	(D)	EE
73	Business services	681	506 787	245 694	57 966	14 511
731	Advertising	27	(D)	(D)	(D)	FF
7311	Advertising agencies	23	(D)	(D)	(D)	FF
7312	Outdoor advertising services	—	—	—	—	—
7313	Radio, television, publishers' advertising representatives	1	(D)	(D)	(D)	AA
7319	Advertising, n.e.c.	3	(D)	(D)	(D)	AA
732	Consumer credit reporting agencies, mercantile reporting agencies, and adjustment and collection agencies	9	(D)	(D)	(D)	BB
7322	Adjustment and collection services	7	5 031	1 373	231	49
7323	Credit reporting services	2	(D)	(D)	(D)	AA
733	Mailing, reproduction, commercial art and photography, and stenographic services	65	44 760	17 732	4 050	773
7331	Direct mail advertising services	4	10 777	3 538	776	157
7334	Photocopying and duplicating services	12	8 131	3 461	783	178
7335, 6	Commercial photography, art, and graphics	34	21 797	9 333	2 230	355
7335	Commercial photography	5	(D)	(D)	(D)	AA
7336	Commercial art and graphic design	29	(D)	(D)	(D)	EE
7338	Secretarial and court reporting services	15	4 055	1 400	261	83
734	Services to dwellings and other buildings	168	35 345	16 162	3 680	1 683
7342	Disinfecting and pest control services	12	5 796	2 109	426	97
7349	Building cleaning and maintenance services, n.e.c.	156	29 549	14 053	3 254	1 586
735	Miscellaneous equipment rental and leasing	55	30 191	10 204	2 251	332
7352	Medical equipment rental and leasing	6	(D)	(D)	(D)	BB
7353	Heavy construction equipment rental and leasing	14	(D)	(D)	(D)	BB
7359	Equipment rental and leasing, n.e.c.	35	13 781	4 365	981	186
736	Personnel supply services	74	108 128	63 604	14 278	6 730
7361	Employment agencies	17	3 474	1 698	469	74
7363	Help supply services	57	104 654	61 906	13 809	6 656
7363 pt.	Temporary help supply	47	(D)	(D)	(D)	II
7363 pt.	Help supply, except temporary	10	(D)	(D)	(D)	EE
737	Computer programming, data processing, and other computer related services	116	86 162	33 811	8 095	1 249
7371, 2, 3	Computer programming, prepackaged software, and integrated systems	63	31 048	13 583	2 739	372
7371	Computer programming services	43	22 469	10 525	2 088	264
7372	Prepackaged software	4	(D)	(D)	(D)	BB
7373	Computer integrated systems	16	(D)	(D)	(D)	BB
7374, 5, 6	Data processing services	29	52 532	19 523	5 248	837
7374, 5	Computer processing, information retrieval	28	(D)	(D)	(D)	FF
7376	Computer facilities management services	1	(D)	(D)	(D)	AA
7377, 8, 9	Computer rental and leasing, maintenance, and related services, n.e.c.	24	2 582	705	108	40
7377	Computer rental and leasing	1	(D)	(D)	(D)	AA
7378	Computer maintenance and repair	7	(D)	(D)	(D)	AA
7379	Computer related services, n.e.c.	16	(D)	(D)	(D)	BB
738	Miscellaneous business services	167	(D)	(D)	(D)	HH
7381, 2	Detective agencies and protective services	40	13 039	5 933	1 400	504
7381	Detective, guard, and armored car services	32	(D)	(D)	(D)	EE
7382	Security systems services	8	(D)	(D)	(D)	BB
7383	News syndicates	—	—	—	—	—
7384	Photofinishing laboratories*	9	(D)	(D)	(D)	BB
7389	Business services, n.e.c.	118	(D)	(D)	(D)	GG
7389 pt.	Sign painting shops	7	(D)	(D)	(D)	AA
7389 pt.	Interior designing	8	3 402	1 352	314	45
7389 pt.	Telephone answering services	7	(D)	(D)	(D)	BB
7389 pt.	Other business services	96	102 019	58 359	14 662	2 213

Table 6. Summary Statistics for Firms Subject to Federal Income Tax for Counties With 350 Establishments or More: 1992 — Con.

[Includes only establishments with payroll. For meaning of abbreviations and symbols, see introductory text. For explanation of terms and comparability of 1987 and 1992 censuses, see appendix A. For information on geographic areas followed by ▲, see appendix F]

SIC code	Geographic area and kind of business or operation	Establishments (number)	Receipts (\$1,000)	Annual payroll (\$1,000)	First-quarter payroll (\$1,000)	Paid employees for pay period including March 12 (number)
MACOMB COUNTY—Con.						
75	Automotive repair, services, and parking -----	552	224 129	56 311	13 112	2 919
751	Automotive rental and leasing, without drivers -----	27	(D)	(D)	(D)	CC
7513	Truck rental and leasing, without drivers -----	10	(D)	(D)	(D)	BB
7514, 5	Passenger car rental and leasing -----	17	(D)	(D)	(D)	BB
7514	Passenger car rental -----	14	5 454	1 192	285	60
7515	Passenger car leasing -----	3	(D)	(D)	(D)	AA
7519	Utility trailer and recreational vehicle rental -----	—	—	—	—	—
752	Automobile parking -----	—	—	—	—	—
753	Automotive repair shops -----	403	158 274	43 632	10 210	1 935
7532	Top, body, and upholstery repair shops and paint shops -----	121	53 344	16 714	3 857	669
7532 pt.	Top and body repair shops -----	109	50 238	15 949	3 661	619
7532 pt.	Paint shops -----	12	3 106	765	196	50
7538	General automotive repair shops -----	164	55 630	15 855	3 681	720
7538 pt.	General automotive repair shops, except diesel -----	143	46 179	13 121	3 082	605
7538 pt.	Diesel repair shops -----	21	9 451	2 734	599	115
7533, 4, 6, 7, 9	Other automotive repair shops -----	118	49 300	11 063	2 672	546
7533	Automotive exhaust system repair shops -----	38	14 142	3 388	783	147
7534	Tire retreading and repair shops -----	3	(D)	(D)	(D)	BB
7536	Automotive glass replacement shops -----	21	9 063	2 240	549	104
7537	Automotive transmission repair shops -----	19	5 847	1 779	434	82
7539	Automotive repair shops, n.e.c. -----	37	(D)	(D)	(D)	CC
7539 pt.	Radiator repair -----	10	5 172	1 014	264	57
7539 pt.	Brake, front end, and wheel alignment -----	10	(D)	(D)	(D)	BB
7539 pt.	Automotive electrical and fuel system services -----	11	2 740	564	153	51
7539 pt.	Other automotive repair shops, n.e.c. -----	6	(D)	(D)	(D)	BB
754	Automotive services, except repair -----	122	(D)	(D)	(D)	FF
7542	Carwashes -----	61	(D)	(D)	(D)	EE
7549	Automotive services, except repair and carwashes -----	61	19 379	6 885	1 624	419
76	Miscellaneous repair services -----	271	132 745	45 761	10 147	1 747
762	Electrical repair shops -----	56	35 173	13 812	3 171	538
7622	Radio and television repair shops -----	18	5 184	2 177	545	84
7623, 9	Other electrical and electronic repair shops -----	38	29 989	11 635	2 626	454
7623	Refrigeration and air-conditioning service and repair shops -----	10	5 049	1 284	295	60
7629	Electrical and electronic repair shops, n.e.c. -----	28	24 940	10 351	2 331	394
763	Watch, clock, and jewelry repair -----	8	(D)	(D)	(D)	BB
764	Reupholstery and furniture repair -----	19	4 196	1 242	279	82
769	Miscellaneous repair and related services -----	188	(D)	(D)	(D)	GG
7692	Welding repair -----	27	9 867	3 841	813	172
7694	Armature rewinding shops -----	13	29 099	9 763	1 947	220
7699	Repair shops and related services, n.e.c. -----	148	(D)	(D)	(D)	FF
78, 79, 84	Amusement and recreation services, including motion pictures and museums -----	256	135 652	29 217	6 491	2 798
781, 2	Motion picture production, distribution, and services -----	6	(D)	(D)	(D)	AA
783	Motion picture theaters -----	13	(D)	(D)	(D)	EE
7832	Motion picture theaters, except drive-in -----	12	(D)	(D)	(D)	EE
7833	Drive-in motion picture theaters -----	1	(D)	(D)	(D)	AA
784	Video tape rental -----	60	20 989	3 300	804	406
792	Theatrical producers (except motion picture), bands, orchestras, and entertainers -----	12	811	240	38	25
7922	Theatrical producers (except motion picture) and miscellaneous theatrical services -----	7	449	105	18	20
7929	Bands, orchestras, actors, and other entertainers and entertainment groups -----	5	362	135	20	5
793	Bowling centers -----	34	29 709	7 346	2 158	808
79 ex. 792, 3, 4; 84	Commercial sports and other amusement and recreation services, including museums -----	131	63 864	15 750	2 812	1 246
794	Commercial sports -----	4	544	98	18	9
7941	Professional sports clubs, managers, promoters -----	—	—	—	—	—
7948	Racing, including track operation -----	4	544	98	18	9
79 ex. 792, 3, 4; 84	Other amusement and recreation services, including museums -----	127	63 320	15 652	2 794	1 237
791	Dance studios, schools, and halls -----	15	1 630	271	70	71
7991	Physical fitness facilities -----	21	(D)	(D)	(D)	CC
7992	Public golf courses -----	19	18 545	5 617	717	283
7993	Coin-operated amusement devices -----	7	5 233	1 291	320	86
7996	Amusement parks -----	3	(D)	(D)	(D)	BB
7997	Membership sports and recreation clubs -----	20	10 778	2 719	549	241
7999, 84	Amusement and recreation services, including museums, n.e.c. -----	42	(D)	(D)	(D)	EE
7999 pt.	Concession operators of amusement devices and rides -----	1	(D)	(D)	(D)	AA
7999 pt.	Carnivals, circuses, and fairs -----	1	(D)	(D)	(D)	AA
7999 pt., 84	Other recreation and amusements, including museums -----	40	13 362	3 229	636	305

Table 6. Summary Statistics for Firms Subject to Federal Income Tax for Counties With 350 Establishments or More: 1992 — Con.

[Includes only establishments with payroll. For meaning of abbreviations and symbols, see introductory text. For explanation of terms and comparability of 1987 and 1992 censuses, see appendix A. For information on geographic areas followed by ▲, see appendix F]

SIC code	Geographic area and kind of business or operation	Establishments (number)	Receipts (\$1,000)	Annual payroll (\$1,000)	First-quarter payroll (\$1,000)	Paid employees for pay period including March 12 (number)
MACOMB COUNTY—Con.						
80	Health services	1 313	733 375	334 969	68 877	11 117
801	Offices and clinics of doctors of medicine	440	295 248	143 738	27 416	3 010
8011 pt.	Offices of doctors of medicine	429	245 093	137 154	25 472	2 803
8011 pt.	General medical clinics	11	50 155	6 584	1 944	207
802	Offices and clinics of dentists	421	148 761	62 823	13 928	2 798
803	Offices and clinics of doctors of osteopathy	130	84 084	44 224	8 762	1 021
804	Offices and clinics of other health practitioners	225	75 836	28 901	6 135	1 097
8041	Offices and clinics of chiropractors	88	16 571	5 314	1 216	286
8042	Offices and clinics of optometrists	45	25 962	8 796	1 999	340
8043	Offices and clinics of podiatrists	54	17 518	8 038	1 557	262
8049	Offices and clinics of health practitioners, n.e.c.	38	15 785	6 753	1 363	209
805	Nursing and personal care facilities	17	60 540	29 157	6 568	2 086
8051	Skilled nursing care facilities	13	58 914	27 973	6 281	2 001
8052	Intermediate care facilities	3	(D)	(D)	(D)	BB
8059	Nursing and personal care facilities, n.e.c.	1	(D)	(D)	(D)	AA
806	Hospitals	2	(D)	(D)	(D)	EE
8062	General medical and surgical hospitals	—	—	—	—	—
8063, 9	Specialty hospitals	2	(D)	(D)	(D)	EE
807, 8, 9	Other health services	78	(D)	(D)	(D)	FF
807	Medical and dental laboratories	37	18 316	6 097	1 461	294
8071	Medical laboratories	12	(D)	(D)	(D)	CC
8072	Dental laboratories	25	(D)	(D)	(D)	CC
808	Home health care services	8	(D)	(D)	(D)	CC
809	Miscellaneous health and allied services, n.e.c.	33	(D)	(D)	(D)	EE
8092	Kidney dialysis centers	1	(D)	(D)	(D)	AA
8093	Specialty outpatient facilities, n.e.c.	25	(D)	(D)	(D)	CC
8099	Health and allied services, n.e.c.	7	(D)	(D)	(D)	BB
81	Legal services	317	82 603	37 880	7 157	1 049
823, 4, 9	Selected educational services	42	9 263	3 069	821	200
823	Libraries	—	—	—	—	—
824	Vocational schools	16	(D)	(D)	(D)	CC
829	Schools and educational services, n.e.c.	26	(D)	(D)	(D)	BB
83	Social services	109	22 411	8 642	2 188	966
835	Child day care services	67	9 713	4 483	1 084	607
832, 3, 6, 9	Other social services	42	12 698	4 159	1 104	359
87 ex. 8733	Engineering, accounting, research, management, and related services (except noncommercial research organizations)	579	789 233	306 907	71 044	8 015
871	Engineering, architectural, and surveying services	246	662 610	249 293	57 862	6 021
8711	Engineering services	197	644 132	239 727	55 791	5 679
8712	Architectural services	37	10 408	5 466	1 190	158
8713	Surveying services	12	8 070	4 100	881	184
872	Accounting, auditing, and bookkeeping services	184	47 117	23 056	5 283	891
873 ex. 8733	Research, development, and testing services (except noncommercial research organizations)	25	15 886	6 390	1 520	321
8731	Commercial physical and biological research	7	(D)	(D)	(D)	BB
8732	Commercial economic, sociological, and educational research	8	(D)	(D)	(D)	CC
8734	Testing laboratories	10	(D)	(D)	(D)	CC
874	Management and public relations services	124	63 620	28 168	6 379	782
8741	Management services	35	23 695	12 529	2 714	390
8742	Management consulting services	54	34 972	13 849	3 282	326
8743	Public relations services	5	(D)	(D)	(D)	AA
8744	Facilities support management services	1	(D)	(D)	(D)	AA
8748	Business consulting services, n.e.c.	29	(D)	(D)	(D)	BB
89	Services, n.e.c.	27	9 824	3 639	795	171
MARQUETTE COUNTY						
	Total	448	152 568	70 642	13 938	3 282
70 ex. 704	Hotels, rooming houses, camps, and other lodging places (except membership lodging)	24	10 210	2 773	553	304
7011	Hotels and motels	20	9 825	2 686	535	295
7011 pt.	Hotels	8	3 732	1 092	234	125
7011 pt.	Motels, motor hotels, and tourist courts	12	6 093	1 594	301	170
702, 3	Other lodging places	4	385	87	18	9

Table 6. Summary Statistics for Firms Subject to Federal Income Tax for Counties With 350 Establishments or More: 1992 — Con.

[Includes only establishments with payroll. For meaning of abbreviations and symbols, see introductory text. For explanation of terms and comparability of 1987 and 1992 censuses, see appendix A. For information on geographic areas followed by ▲, see appendix F]

SIC code	Geographic area and kind of business or operation	Establishments (number)	Receipts (\$1,000)	Annual payroll (\$1,000)	First-quarter payroll (\$1,000)	Paid employees for pay period including March 12 (number)
MARQUETTE COUNTY — Con.						
72	Personal services -----	53	6 708	2 415	544	298
721	Laundry, cleaning, and garment services -----	8	1 494	551	123	77
7211	Power laundries, family and commercial* -----	—	—	—	—	—
7213	Linen supply* -----	1	(D)	(D)	(D)	BB
7215	Coin-operated laundries and drycleaning -----	2	(D)	(D)	(D)	AA
7216	Drycleaning plants, except rug cleaning* -----	3	(D)	(D)	(D)	BB
7217	Carpet and upholstery cleaning -----	2	(D)	(D)	(D)	AA
7218	Industrial laundriers* -----	—	—	—	—	—
7212, 9	Other laundry, cleaning, and garment services* -----	—	—	—	—	—
722	Photographic studios, portrait -----	6	561	97	21	7
723, 4	Beauty and barber shops -----	26	2 306	1 036	227	125
723	Beauty shops -----	25	(D)	(D)	(D)	CC
724	Barber shops -----	1	(D)	(D)	(D)	AA
725	Shoe repair shops and shoeshine parlors -----	1	(D)	(D)	(D)	AA
726	Funeral service and crematories -----	5	1 693	428	66	19
729	Miscellaneous personal services -----	7	(D)	(D)	(D)	BB
73	Business services -----	45	15 711	6 863	1 547	411
731	Advertising -----	1	(D)	(D)	(D)	AA
732	Consumer credit reporting agencies, mercantile reporting agencies, and adjustment and collection agencies -----	2	(D)	(D)	(D)	AA
733	Mailing, reproduction, commercial art and photography, and stenographic services -----	3	(D)	(D)	(D)	AA
734	Services to dwellings and other buildings -----	15	6 950	3 557	859	202
735	Miscellaneous equipment rental and leasing -----	5	1 819	378	70	16
736	Personnel supply services -----	4	2 922	1 626	308	122
737	Computer programming, data processing, and other computer related services -----	5	(D)	(D)	(D)	BB
7371, 2, 3	Computer programming, prepackaged software, and integrated systems -----	4	285	86	23	5
7374, 5, 6	Data processing services -----	1	(D)	(D)	(D)	BB
7377, 8, 9	Computer rental and leasing, maintenance, and related services, n.e.c. -----	—	—	—	—	—
738	Miscellaneous business services -----	10	1 148	265	63	29
75	Automotive repair, services, and parking -----	57	12 093	2 827	660	194
751	Automotive rental and leasing, without drivers -----	5	682	147	31	12
752	Automobile parking -----	—	—	—	—	—
753	Automotive repair shops -----	43	9 617	2 163	504	126
7532	Top, body, and upholstery repair shops and paint shops -----	13	2 540	674	158	38
7538	General automotive repair shops -----	22	4 591	975	226	61
7533, 4, 6, 7, 9	Other automotive repair shops -----	8	2 486	514	120	27
754	Automotive services, except repair -----	9	1 794	517	125	56
76	Miscellaneous repair services -----	11	(D)	(D)	(D)	BB
762	Electrical repair shops -----	2	(D)	(D)	(D)	AA
7622	Radio and television repair shops -----	1	(D)	(D)	(D)	AA
7623, 9	Other electrical and electronic repair shops -----	1	(D)	(D)	(D)	AA
763	Watch, clock, and jewelry repair -----	—	—	—	—	—
764	Reupholstery and furniture repair -----	2	(D)	(D)	(D)	AA
769	Miscellaneous repair and related services -----	7	718	143	33	12
78, 79, 84	Amusement and recreation services, including motion pictures and museums -----	39	6 713	1 412	349	230
781, 2	Motion picture production, distribution, and services -----	—	—	—	—	—
783	Motion picture theaters -----	3	(D)	(D)	(D)	BB
784	Video tape rental -----	17	1 772	345	71	53
792	Theatrical producers (except motion picture), bands, orchestras, and entertainers -----	2	(D)	(D)	(D)	AA
793	Bowling centers -----	2	(D)	(D)	(D)	AA
79 ex. 792, 3, 84	Commercial sports and other amusement and recreation services, including museums -----	15	2 360	548	164	106
80	Health services -----	127	72 999	41 073	7 425	1 276
801	Offices and clinics of doctors of medicine -----	65	46 211	28 415	4 462	410
802	Offices and clinics of dentists -----	30	10 629	4 478	891	203
803	Offices and clinics of doctors of osteopathy -----	2	(D)	(D)	(D)	AA
804	Offices and clinics of other health practitioners -----	16	4 376	1 640	302	68
805	Nursing and personal care facilities -----	3	(D)	(D)	(D)	EE
806	Hospitals -----	—	—	—	—	—
807, 8, 9	Other health services -----	11	(D)	(D)	(D)	EE
81	Legal services -----	35	9 076	4 495	904	148
823, 4, 9	Selected educational services -----	—	—	—	—	—
83	Social services -----	14	(D)	(D)	(D)	BB
835	Child day care services -----	11	(D)	(D)	(D)	BB
832, 3, 6, 9	Other social services -----	3	(D)	(D)	(D)	BB

Table 6. Summary Statistics for Firms Subject to Federal Income Tax for Counties With 350 Establishments or More: 1992 — Con.

[Includes only establishments with payroll. For meaning of abbreviations and symbols, see introductory text. For explanation of terms and comparability of 1987 and 1992 censuses, see appendix A. For information on geographic areas followed by ▲, see appendix F]

SIC code	Geographic area and kind of business or operation	Establishments (number)	Receipts (\$1,000)	Annual payroll (\$1,000)	First-quarter payroll (\$1,000)	Paid employees for pay period including March 12 (number)
MARQUETTE COUNTY — Con.						
87 ex. 8733	Engineering, accounting, research, management, and related services (except noncommercial research organizations) -----	41	13 647	6 931	1 572	264
871	Engineering, architectural, and surveying services -----	9	8 006	4 258	959	143
872	Accounting, auditing, and bookkeeping services -----	22	4 478	2 351	558	103
873 ex. 8733	Research, development, and testing services (except noncommercial research organizations) -----	2	(D)	(D)	(D)	AA
874	Management and public relations services -----	8	(D)	(D)	(D)	AA
89	Services, n.e.c. -----	2	(D)	(D)	(D)	BB
MIDLAND COUNTY						
	Total -----	486	220 765	101 763	21 711	4 953
70 ex. 704	Hotels, rooming houses, camps, and other lodging places (except membership lodging) -----	7	(D)	(D)	(D)	EE
7011	Hotels and motels -----	4	(D)	(D)	(D)	EE
7011 pt.	Hotels -----	1	(D)	(D)	(D)	BB
7011 pt.	Motels, motor hotels, and tourist courts -----	3	(D)	(D)	(D)	EE
702, 3	Other lodging places -----	3	(D)	(D)	(D)	AA
72	Personal services -----	63	13 512	3 879	946	354
721	Laundry, cleaning, and garment services -----	18	6 455	1 964	467	166
7211	Power laundries, family and commercial* -----	—	—	—	—	—
7213	Linen supply* -----	—	—	—	—	—
7215	Coin-operated laundries and drycleaning -----	6	(D)	(D)	(D)	BB
7216	Drycleaning plants, except rug cleaning* -----	5	1 066	368	87	41
7217	Carpet and upholstery cleaning -----	5	(D)	(D)	(D)	AA
7218	Industrial laundries* -----	1	(D)	(D)	(D)	BB
7212, 9	Other laundry, cleaning, and garment services* -----	1	(D)	(D)	(D)	AA
722	Photographic studios, portrait -----	8	1 085	191	52	18
723, 4	Beauty and barber shops -----	20	2 198	924	210	98
723	Beauty shops -----	19	(D)	(D)	(D)	BB
724	Barber shops -----	1	(D)	(D)	(D)	AA
725	Shoe repair shops and shoeshine parlors -----	1	(D)	(D)	(D)	AA
726	Funeral service and crematories -----	4	2 486	502	120	25
729	Miscellaneous personal services -----	12	(D)	(D)	(D)	BB
73	Business services -----	78	66 130	35 636	8 792	1 879
731	Advertising -----	4	(D)	(D)	(D)	BB
732	Consumer credit reporting agencies, mercantile reporting agencies, and adjustment and collection agencies -----	1	(D)	(D)	(D)	AA
733	Mailing, reproduction, commercial art and photography, and stenographic services -----	11	(D)	(D)	(D)	BB
734	Services to dwellings and other buildings -----	14	2 893	1 444	407	164
735	Miscellaneous equipment rental and leasing -----	6	1 664	458	98	29
736	Personnel supply services -----	13	28 868	21 925	5 324	1 170
737	Computer programming, data processing, and other computer related services -----	12	12 162	3 776	958	135
7371, 2, 3	Computer programming, prepackaged software, and integrated systems -----	4	(D)	(D)	(D)	BB
7374, 5, 6	Data processing services -----	3	(D)	(D)	(D)	BB
7377, 8, 9	Computer rental and leasing, maintenance, and related services, n.e.c. -----	5	(D)	(D)	(D)	BB
738	Miscellaneous business services -----	17	12 667	5 101	1 211	250
75	Automotive repair, services, and parking -----	45	12 586	2 970	677	207
751	Automotive rental and leasing, without drivers -----	2	(D)	(D)	(D)	AA
752	Automobile parking -----	—	—	—	—	—
753	Automotive repair shops -----	33	7 685	1 810	458	113
7532	Top, body, and upholstery repair shops and paint shops -----	10	2 179	398	102	32
7538	General automotive repair shops -----	14	2 585	696	171	45
7533, 4, 6, 7, 9	Other automotive repair shops -----	9	2 921	716	185	36
754	Automotive services, except repair -----	10	(D)	(D)	(D)	BB
76	Miscellaneous repair services -----	17	4 912	1 296	293	82
762	Electrical repair shops -----	4	606	243	60	15
7622	Radio and television repair shops -----	1	(D)	(D)	(D)	AA
7623, 9	Other electrical and electronic repair shops -----	3	(D)	(D)	(D)	AA
763	Watch, clock, and jewelry repair -----	—	—	—	—	—
764	Reupholstery and furniture repair -----	3	(D)	(D)	(D)	AA
769	Miscellaneous repair and related services -----	10	(D)	(D)	(D)	BB
78, 79, 84	Amusement and recreation services, including motion pictures and museums -----	30	13 012	3 452	722	352
781, 2	Motion picture production, distribution, and services -----	2	(D)	(D)	(D)	AA
783	Motion picture theaters -----	2	(D)	(D)	(D)	AA
784	Video tape rental -----	7	(D)	(D)	(D)	BB
792	Theatrical producers (except motion picture), bands, orchestras, and entertainers -----	—	—	—	—	—
793	Bowling centers -----	2	(D)	(D)	(D)	CC
79 ex. 792, 3, 84	Commercial sports and other amusement and recreation services, including museums -----	17	8 829	2 569	507	178

Table 6. Summary Statistics for Firms Subject to Federal Income Tax for Counties With 350 Establishments or More: 1992 — Con.

[Includes only establishments with payroll. For meaning of abbreviations and symbols, see introductory text. For explanation of terms and comparability of 1987 and 1992 censuses, see appendix A. For information on geographic areas followed by ▲, see appendix F]

SIC code	Geographic area and kind of business or operation	Establishments (number)	Receipts (\$1,000)	Annual payroll (\$1,000)	First-quarter payroll (\$1,000)	Paid employees for pay period including March 12 (number)
MIDLAND COUNTY — Con.						
80	Health services -----	136	74 437	40 098	6 952	1 239
801	Offices and clinics of doctors of medicine -----	57	45 842	27 834	4 132	470
802	Offices and clinics of dentists -----	43	13 950	5 797	1 310	274
803	Offices and clinics of doctors of osteopathy -----	2	(D)	(D)	(D)	AA
804	Offices and clinics of other health practitioners -----	21	5 399	1 694	394	92
805	Nursing and personal care facilities -----	2	(D)	(D)	(D)	EE
806	Hospitals -----	—	—	—	—	—
807, 8, 9	Other health services -----	11	(D)	(D)	(D)	BB
81	Legal services -----	26	5 714	2 395	479	82
823, 4, 9	Selected educational services -----	2	(D)	(D)	(D)	AA
83	Social services -----	27	3 754	1 590	386	165
835	Child day care services -----	20	(D)	(D)	(D)	BB
832, 3, 6, 9	Other social services -----	7	(D)	(D)	(D)	CC
87 ex. 8733	Engineering, accounting, research, management, and related services (except noncommercial research organizations) -----	49	13 631	6 413	1 540	251
871	Engineering, architectural, and surveying services -----	15	5 168	2 744	732	111
872	Accounting, auditing, and bookkeeping services -----	19	4 089	2 050	449	68
873 ex. 8733	Research, development, and testing services (except noncommercial research organizations) -----	3	(D)	(D)	(D)	BB
874	Management and public relations services -----	12	(D)	(D)	(D)	BB
89	Services, n.e.c. -----	6	(D)	(D)	(D)	BB
MONROE COUNTY						
	Total -----	513	225 338	82 908	17 343	4 611
70 ex. 704	Hotels, rooming houses, camps, and other lodging places (except membership lodging) -----	10	6 530	1 455	335	157
7011	Hotels and motels -----	8	(D)	(D)	(D)	CC
7011 pt.	Hotels -----	1	(D)	(D)	(D)	BB
7011 pt.	Motels, motor hotels, and tourist courts -----	7	(D)	(D)	(D)	CC
702, 3	Other lodging places -----	2	(D)	(D)	(D)	AA
72	Personal services -----	59	10 273	3 049	845	362
721	Laundry, cleaning, and garment services -----	17	2 921	762	225	139
7211	Power laundries, family and commercial* -----	—	—	—	—	—
7213	Linen supply* -----	—	—	—	—	—
7215	Coin-operated laundries and drycleaning -----	5	716	146	34	27
7216	Drycleaning plants, except rug cleaning* -----	7	1 868	465	111	65
7217	Carpet and upholstery cleaning -----	3	(D)	(D)	(D)	BB
7218	Industrial launderers* -----	—	—	—	—	—
7212, 9	Other laundry, cleaning, and garment services* -----	2	(D)	(D)	(D)	AA
722	Photographic studios, portrait -----	4	(D)	(D)	(D)	AA
723, 4	Beauty and barber shops -----	17	1 627	786	218	97
723	Beauty shops -----	17	1 627	786	218	97
724	Barber shops -----	—	—	—	—	—
725	Shoe repair shops and shoeshine parlors -----	1	(D)	(D)	(D)	AA
726	Funeral service and crematories -----	10	(D)	(D)	(D)	BB
729	Miscellaneous personal services -----	10	(D)	(D)	(D)	BB
73	Business services -----	67	31 362	16 083	3 531	1 162
731	Advertising -----	2	(D)	(D)	(D)	AA
732	Consumer credit reporting agencies, mercantile reporting agencies, and adjustment and collection agencies -----	1	(D)	(D)	(D)	AA
733	Mailing, reproduction, commercial art and photography, and stenographic services -----	1	(D)	(D)	(D)	AA
734	Services to dwellings and other buildings -----	21	2 214	1 019	236	137
735	Miscellaneous equipment rental and leasing -----	3	(D)	(D)	(D)	AA
736	Personnel supply services -----	11	8 731	5 458	1 006	495
737	Computer programming, data processing, and other computer related services -----	10	1 753	824	208	23
7371, 2, 3	Computer programming, prepackaged software, and integrated systems -----	8	(D)	(D)	(D)	BB
7374, 5, 6	Data processing services -----	—	—	—	—	—
7377, 8, 9	Computer rental and leasing, maintenance, and related services, n.e.c. -----	2	(D)	(D)	(D)	AA
738	Miscellaneous business services -----	18	(D)	(D)	(D)	EE
75	Automotive repair, services, and parking -----	62	18 153	5 116	1 210	318
751	Automotive rental and leasing, without drivers -----	1	(D)	(D)	(D)	AA
752	Automobile parking -----	—	—	—	—	—
753	Automotive repair shops -----	51	14 660	4 464	1 053	247
7532	Top, body, and upholstery repair shops and paint shops -----	17	6 479	2 335	557	125
7538	General automotive repair shops -----	21	4 719	1 203	295	72
7533, 4, 6, 7, 9	Other automotive repair shops -----	13	3 462	926	201	50
754	Automotive services, except repair -----	10	(D)	(D)	(D)	BB

Table 6. Summary Statistics for Firms Subject to Federal Income Tax for Counties With 350 Establishments or More: 1992 — Con.

[Includes only establishments with payroll. For meaning of abbreviations and symbols, see introductory text. For explanation of terms and comparability of 1987 and 1992 censuses, see appendix A. For information on geographic areas followed by ▲, see appendix F]

SIC code	Geographic area and kind of business or operation	Establishments (number)	Receipts (\$1,000)	Annual payroll (\$1,000)	First-quarter payroll (\$1,000)	Paid employees for pay period including March 12 (number)
MONROE COUNTY — Con.						
76	Miscellaneous repair services -----	32	35 019	10 183	2 230	283
762	Electrical repair shops -----	5	1 193	361	102	20
7622	Radio and television repair shops -----	—	—	—	—	—
7623, 9	Other electrical and electronic repair shops -----	5	1 193	361	102	20
763	Watch, clock, and jewelry repair -----	1	(D)	(D)	(D)	AA
764	Reupholstery and furniture repair -----	3	(D)	(D)	(D)	AA
769	Miscellaneous repair and related services -----	23	33 668	9 789	2 120	260
78, 79, 84	Amusement and recreation services, including motion pictures and museums -----	43	26 357	4 735	774	360
781, 2	Motion picture production, distribution, and services -----	—	—	—	—	—
783	Motion picture theaters -----	3	(D)	(D)	(D)	BB
784	Video tape rental -----	8	(D)	(D)	(D)	BB
792	Theatrical producers (except motion picture), bands, orchestras, and entertainers -----	—	—	—	—	—
793	Bowling centers -----	3	3 484	1 045	351	148
79 ex. 792, 3, 84	Commercial sports and other amusement and recreation services, including museums -----	29	20 283	3 297	344	153
80	Health services -----	140	76 578	35 061	6 848	1 555
801	Offices and clinics of doctors of medicine -----	58	34 775	16 029	2 853	469
802	Offices and clinics of dentists -----	31	11 214	4 450	835	213
803	Offices and clinics of doctors of osteopathy -----	9	3 332	1 434	162	44
804	Offices and clinics of other health practitioners -----	27	(D)	(D)	(D)	BB
805	Nursing and personal care facilities -----	5	(D)	(D)	(D)	FF
806	Hospitals -----	—	—	—	—	—
807, 8, 9	Other health services -----	10	(D)	(D)	(D)	CC
81	Legal services -----	35	8 147	2 534	625	118
823, 4, 9	Selected educational services -----	4	(D)	(D)	(D)	AA
83	Social services -----	15	(D)	(D)	(D)	BB
835	Child day care services -----	12	641	262	52	42
832, 3, 6, 9	Other social services -----	3	(D)	(D)	(D)	BB
87 ex. 8733	Engineering, accounting, research, management, and related services (except noncommercial research organizations) -----	44	10 305	3 456	746	197
871	Engineering, architectural, and surveying services -----	15	5 922	2 016	407	62
872	Accounting, auditing, and bookkeeping services -----	21	(D)	(D)	(D)	BB
873 ex. 8733	Research, development, and testing services (except noncommercial research organizations) -----	2	(D)	(D)	(D)	BB
874	Management and public relations services -----	6	(D)	(D)	(D)	AA
89	Services, n.e.c. -----	2	(D)	(D)	(D)	AA
MUSKEGON COUNTY						
	Total -----	878	458 906	141 026	30 071	6 638
70 ex. 704	Hotels, rooming houses, camps, and other lodging places (except membership lodging) -----	25	(D)	(D)	(D)	EE
7011	Hotels and motels -----	18	12 496	3 377	753	440
7011 pt.	Hotels -----	9	9 026	2 580	592	340
7011 pt.	Motels, motor hotels, and tourist courts -----	9	3 470	797	161	100
702, 3	Other lodging places -----	7	(D)	(D)	(D)	AA
72	Personal services -----	94	17 868	6 609	1 357	547
721	Laundry, cleaning, and garment services -----	20	4 601	1 847	419	155
7211	Power laundries, family and commercial* -----	—	—	—	—	—
7213	Linen supply* -----	1	(D)	(D)	(D)	AA
7215	Coin-operated laundries and drycleaning -----	5	732	221	37	28
7216	Drycleaning plants, except rug cleaning* -----	7	2 213	1 100	263	92
7217	Carpet and upholstery cleaning -----	2	(D)	(D)	(D)	AA
7218	Industrial laundriers* -----	1	(D)	(D)	(D)	AA
7212, 9	Other laundry, cleaning, and garment services* -----	4	200	50	10	7
722	Photographic studios, portrait -----	10	1 711	465	100	48
723, 4	Beauty and barber shops -----	40	5 462	2 403	555	213
723	Beauty shops -----	39	(D)	(D)	(D)	CC
724	Barber shops -----	1	(D)	(D)	(D)	AA
725	Shoe repair shops and shoeshine parlors -----	3	(D)	(D)	(D)	AA
726	Funeral service and crematories -----	9	4 578	1 415	165	60
729	Miscellaneous personal services -----	12	(D)	(D)	(D)	BB

Table 6. Summary Statistics for Firms Subject to Federal Income Tax for Counties With 350 Establishments or More: 1992 — Con.

[Includes only establishments with payroll. For meaning of abbreviations and symbols, see introductory text. For explanation of terms and comparability of 1987 and 1992 censuses, see appendix A. For information on geographic areas followed by ▲, see appendix F]

SIC code	Geographic area and kind of business or operation	Establishments (number)	Receipts (\$1,000)	Annual payroll (\$1,000)	First-quarter payroll (\$1,000)	Paid employees for pay period including March 12 (number)
MUSKEGON COUNTY—Con.						
73	Business services	110	37 774	16 548	3 724	1 268
731	Advertising	6	3 604	1 070	192	50
732	Consumer credit reporting agencies, mercantile reporting agencies, and adjustment and collection agencies	2	(D)	(D)	(D)	AA
733	Mailing, reproduction, commercial art and photography, and stenographic services	11	4 172	1 048	288	36
734	Services to dwellings and other buildings	28	4 262	1 851	434	248
735	Miscellaneous equipment rental and leasing	13	6 132	1 402	283	65
736	Personnel supply services	14	(D)	(D)	(D)	FF
737	Computer programming, data processing, and other computer related services	12	1 949	1 046	240	34
7371, 2, 3	Computer programming, prepackaged software, and integrated systems	9	1 625	940	213	28
7374, 5, 6	Data processing services	3	324	106	27	6
7377, 8, 9	Computer rental and leasing, maintenance, and related services, n.e.c.	—	—	—	—	—
738	Miscellaneous business services	24	(D)	(D)	(D)	CC
75	Automotive repair, services, and parking	104	25 123	6 521	1 552	467
751	Automotive rental and leasing, without drivers	3	(D)	(D)	(D)	AA
752	Automobile parking	—	—	—	—	—
753	Automotive repair shops	82	19 532	5 095	1 198	324
7532	Top, body, and upholstery repair shops and paint shops	23	4 898	1 419	354	80
7538	General automotive repair shops	33	7 458	1 765	410	141
7533, 4, 6, 7, 9	Other automotive repair shops	26	7 176	1 911	434	103
754	Automotive services, except repair	19	(D)	(D)	(D)	CC
76	Miscellaneous repair services	41	10 689	3 292	704	177
762	Electrical repair shops	8	1 530	636	144	41
7622	Radio and television repair shops	3	(D)	(D)	(D)	AA
7623, 9	Other electrical and electronic repair shops	5	(D)	(D)	(D)	BB
763	Watch, clock, and jewelry repair	2	(D)	(D)	(D)	AA
764	Reupholstery and furniture repair	2	(D)	(D)	(D)	AA
769	Miscellaneous repair and related services	29	8 903	2 611	549	132
78, 79, 84	Amusement and recreation services, including motion pictures and museums	72	46 340	7 513	1 310	583
781, 2	Motion picture production, distribution, and services	3	(D)	(D)	(D)	BB
783	Motion picture theaters	5	(D)	(D)	(D)	BB
784	Video tape rental	14	2 303	437	102	60
792	Theatrical producers (except motion picture), bands, orchestras, and entertainers	2	(D)	(D)	(D)	AA
793	Bowling centers	10	3 682	1 118	362	154
79 ex. 792, 3; 84	Commercial sports and other amusement and recreation services, including museums	38	29 417	4 010	491	250
80	Health services	256	127 152	64 481	13 654	2 115
801	Offices and clinics of doctors of medicine	90	69 165	40 548	8 327	797
802	Offices and clinics of dentists	75	21 973	8 182	1 748	380
803	Offices and clinics of doctors of osteopathy	35	13 007	6 099	1 349	247
804	Offices and clinics of other health practitioners	33	(D)	(D)	(D)	CC
805	Nursing and personal care facilities	9	12 148	5 682	1 399	526
806	Hospitals	—	—	—	—	—
807, 8, 9	Other health services	14	(D)	(D)	(D)	BB
81	Legal services	44	26 050	10 986	2 261	272
823, 4, 9	Selected educational services	4	(D)	(D)	(D)	BB
83	Social services	40	4 283	1 588	338	140
835	Child day care services	16	494	132	29	24
832, 3, 6, 9	Other social services	24	3 789	1 456	309	116
87 ex. 8733	Engineering, accounting, research, management, and related services (except noncommercial research organizations)	85	144 508	18 638	4 114	559
871	Engineering, architectural, and surveying services	32	(D)	(D)	(D)	EE
872	Accounting, auditing, and bookkeeping services	34	8 396	3 582	816	140
873 ex. 8733	Research, development, and testing services (except noncommercial research organizations)	4	(D)	(D)	(D)	BB
874	Management and public relations services	15	(D)	(D)	(D)	BB
89	Services, n.e.c.	3	(D)	(D)	(D)	BB

Table 6. Summary Statistics for Firms Subject to Federal Income Tax for Counties With 350 Establishments or More: 1992 — Con.

[Includes only establishments with payroll. For meaning of abbreviations and symbols, see introductory text. For explanation of terms and comparability of 1987 and 1992 censuses, see appendix A. For information on geographic areas followed by ▲, see appendix F]

SIC code	Geographic area and kind of business or operation	Establishments (number)	Receipts (\$1,000)	Annual payroll (\$1,000)	First-quarter payroll (\$1,000)	Paid employees for pay period including March 12 (number)
OAKLAND COUNTY						
	Total -----	13 085	10 543 155	4 501 324	1 005 339	160 265
70 ex. 704	Hotels, rooming houses, camps, and other lodging places (except membership lodging) -----	126	191 540	58 233	13 785	4 774
7011	Hotels and motels -----	105	185 385	56 695	13 492	4 641
7011 pt.	Hotels -----	48	159 985	50 041	11 844	3 956
7011 pt.	Hotels, 25 guestrooms or more -----	47	(D)	(D)	(D)	HH
7011 pt.	Hotels, less than 25 guestrooms -----	1	(D)	(D)	(D)	AA
7011 pt.	Motels, motor hotels, and tourist courts -----	57	25 400	6 654	1 648	685
7011 pt.	Motels, tourist courts -----	52	23 294	6 121	1 512	626
7011 pt.	Motor hotels -----	5	2 106	533	136	59
702, 3	Other lodging places -----	21	6 155	1 538	293	133
702	Rooming and boarding houses -----	2	(D)	(D)	(D)	AA
703	Camps and recreational vehicle parks -----	19	(D)	(D)	(D)	CC
7032	Sporting and recreational camps -----	6	3 651	1 135	233	105
7033	Recreational vehicle parks and campsites -----	13	(D)	(D)	(D)	BB
72	Personal services -----	1 108	260 801	91 194	21 027	7 443
721	Laundry, cleaning, and garment services -----	348	80 353	26 328	5 884	2 141
7211	Power laundries, family and commercial* -----	7	2 229	1 067	248	80
7213	Linen supply* -----	5	(D)	(D)	(D)	BB
7215	Coin-operated laundries and drycleaning -----	57	7 705	2 308	472	194
7215 pt.	Coin-operated laundries and drycleaning stores -----	52	7 162	2 199	449	186
7215 pt.	Coin-operated laundry routes -----	5	543	109	23	8
7216	Drycleaning plants, except rug cleaning* -----	167	38 700	13 201	2 968	1 240
7217	Carpet and upholstery cleaning -----	49	10 151	3 860	769	200
7218	Industrial laundrers* -----	6	13 671	3 746	917	242
7212, 9	Other laundry, cleaning, and garment services* -----	57	(D)	(D)	(D)	CC
7212	Garment pressing, and agents for laundries and drycleaners -----	17	1 812	462	86	39
7219	Laundry and garment services, n.e.c.* -----	40	(D)	(D)	(D)	BB
722	Photographic studios, portrait -----	62	18 244	4 660	990	366
723, 4	Beauty and barber shops -----	459	85 839	36 699	8 332	2 920
723	Beauty shops -----	442	83 783	35 904	8 145	2 866
724	Barber shops -----	17	2 056	795	187	54
725	Shoe repair shops and shoeshine parlors -----	19	2 042	776	206	56
726	Funeral service and crematories -----	53	36 075	9 555	2 366	452
729	Miscellaneous personal services -----	167	38 248	13 176	3 249	1 508
7291	Tax return preparation services -----	28	6 509	3 184	1 094	671
7299	Miscellaneous personal services, n.e.c. -----	139	31 739	9 992	2 155	837
7299 pt.	Massage parlors, tanning salons, and saunas -----	39	3 592	817	179	135
7299 pt.	Other personal services -----	100	28 147	9 175	1 976	702
7299 pt.	Diet and weight reducing services -----	22	4 231	1 122	238	88
7299 pt.	Formal wear rental -----	18	4 129	681	154	48
7299 pt.	Other personal services, n.e.c. -----	60	19 787	7 372	1 584	566
73	Business services -----	2 621	3 502 846	1 490 967	358 670	60 340
731	Advertising -----	266	441 277	170 695	40 480	4 353
7311	Advertising agencies -----	191	383 269	151 520	36 287	3 444
7312	Outdoor advertising services -----	6	(D)	(D)	(D)	CC
7313	Radio, television, publishers' advertising representatives -----	47	34 788	11 094	2 334	222
7313 pt.	Radio, television advertising representatives -----	19	(D)	(D)	(D)	CC
7313 pt.	Publishers' advertising representatives -----	28	(D)	(D)	(D)	CC
7319	Advertising, n.e.c. -----	22	(D)	(D)	(D)	EE
732	Consumer credit reporting agencies, mercantile reporting agencies, and adjustment and collection agencies -----	46	45 214	15 335	3 641	612
7322	Adjustment and collection services -----	35	27 503	12 240	2 808	485
7323	Credit reporting services -----	11	17 711	3 095	833	127
733	Mailing, reproduction, commercial art and photography, and stenographic services -----	329	223 474	75 328	17 513	2 442
7331	Direct mail advertising services -----	32	21 306	5 316	1 190	216
7331 pt.	Mailing list compilers, brokers, and managers -----	5	(D)	(D)	(D)	BB
7331 pt.	Direct mail advertising services, except mailing list services -----	27	(D)	(D)	(D)	CC
7334	Photocopying and duplicating services -----	32	34 136	10 222	2 323	408
7334 pt.	Blueprinting and photocopying services -----	29	(D)	(D)	(D)	EE
7334 pt.	Duplicating services, except printing and photocopying -----	3	(D)	(D)	(D)	AA
7335, 6	Commercial photography, art, and graphics -----	193	151 097	53 394	12 582	1 562
7335	Commercial photography -----	58	21 880	5 987	1 081	183
7336	Commercial art and graphic design -----	135	129 217	47 407	11 501	1 379
7336 pt.	Commercial art -----	41	25 865	13 228	3 193	340
7336 pt.	Graphic arts and related design -----	94	103 352	34 179	8 308	1 039
7338	Secretarial and court reporting services -----	72	16 935	6 396	1 418	256
734	Services to dwellings and other buildings -----	356	118 396	61 740	13 872	5 420
7342	Disinfecting and pest control services -----	30	11 676	4 697	925	223
7349	Building cleaning and maintenance services, n.e.c. -----	326	106 720	57 043	12 947	5 197
735	Miscellaneous equipment rental and leasing -----	145	173 921	32 186	7 379	978
7352	Medical equipment rental and leasing -----	23	(D)	(D)	(D)	CC
7353	Heavy construction equipment rental and leasing -----	19	(D)	(D)	(D)	CC
7353 pt.	Rental and leasing of heavy construction equipment without operators -----	11	(D)	(D)	(D)	BB
7353 pt.	Rental and leasing of heavy construction equipment with operators -----	8	(D)	(D)	(D)	BB
7359	Equipment rental and leasing, n.e.c. -----	103	91 354	21 443	5 013	655
7359 pt.	Equipment rental -----	88	75 468	19 627	4 500	583
7359 pt.	Rent-to-own -----	7	3 214	759	162	28
7359 pt.	Equipment rental, except rent-to-own -----	81	72 254	18 868	4 338	555
7359 pt.	Equipment leasing, except finance leasing -----	15	15 886	1 816	513	72

Table 6. Summary Statistics for Firms Subject to Federal Income Tax for Counties With 350 Establishments or More: 1992 — Con.

[Includes only establishments with payroll. For meaning of abbreviations and symbols, see introductory text. For explanation of terms and comparability of 1987 and 1992 censuses, see appendix A. For information on geographic areas followed by ▲, see appendix F]

SIC code	Geographic area and kind of business or operation	Establishments (number)	Receipts (\$1,000)	Annual payroll (\$1,000)	First-quarter payroll (\$1,000)	Paid employees for pay period including March 12 (number)
OAKLAND COUNTY — Con.						
73	Business services — Con.					
736	Personnel supply services	325	428 142	295 227	63 089	18 615
7361	Employment agencies	120	40 138	17 439	3 643	632
7363	Help supply services	205	388 004	277 788	59 446	17 983
7363 pt.	Temporary help supply	169	298 200	208 083	45 024	14 216
7363 pt.	Help supply, except temporary	36	89 804	69 705	14 422	3 767
7363 pt.	Employee leasing	32	(D)	(D)	(D)	HH
7363 pt.	Other help supply services	4	(D)	(D)	(D)	EE
737	Computer programming, data processing, and other computer related services	621	1 322 014	598 199	154 800	15 182
7371, 2, 3	Computer programming, prepackaged software, and integrated systems	366	663 161	253 192	56 127	5 241
7371	Computer programming services	241	223 323	120 419	26 651	2 675
7372	Prepackaged software	74	321 059	96 498	21 130	1 762
7373	Computer integrated systems	51	118 779	36 275	8 346	804
7374, 5, 6	Data processing services	113	438 259	255 715	77 724	8 031
7374, 5	Computer processing, information retrieval	106	392 180	234 784	72 656	7 423
7374	Computer processing and data preparation and processing services	100	(D)	(D)	(D)	II
7375	Information retrieval services	6	(D)	(D)	(D)	BB
7376	Computer facilities management services	7	46 079	20 931	5 068	608
7377, 8, 9	Computer rental and leasing, maintenance, and related services, n.e.c.	142	220 594	89 292	20 949	1 910
7377	Computer rental and leasing	12	70 158	27 303	7 558	276
7378	Computer maintenance and repair	55	78 965	25 777	6 526	865
7379	Computer related services, n.e.c.	75	71 471	36 212	6 865	769
7379 pt.	Computer consultants	60	62 819	33 179	6 139	673
7379 pt.	Miscellaneous computer services, n.e.c.	15	8 652	3 033	726	96
738	Miscellaneous business services	533	750 408	242 257	57 896	12 738
7381, 2	Detective agencies and protective services	92	139 204	81 893	18 868	6 509
7381	Detective, guard, and armored car services	74	95 438	63 845	14 117	5 607
7381 pt.	Detective agencies and guard services	71	(D)	(D)	(D)	II
7381 pt.	Armored car services	3	(D)	(D)	(D)	BB
7382	Security systems services	18	43 766	18 048	4 751	902
7383	News syndicates	2	(D)	(D)	(D)	AA
7384	Photofinishing laboratories*	40	44 494	14 700	3 311	644
7384 pt.	Photofinishing laboratories, except "one-hour" (mini) labs*	18	38 040	12 922	2 878	522
7384 pt.	One-hour (mini) photofinishing*	22	6 454	1 778	433	122
7389	Business services, n.e.c.	399	(D)	(D)	(D)	II
7389 pt.	Sign painting shops	14	(D)	(D)	(D)	BB
7389 pt.	Interior designing	56	21 140	4 172	1 045	160
7389 pt.	Telephone answering services	17	5 291	2 170	490	157
7389 pt.	Other business services	312	536 242	138 303	33 902	5 206
7389 pt.	Water softening and conditioning services	11	8 954	2 489	648	99
7389 pt.	Packaging and labeling services	13	11 082	3 034	652	99
7389 pt.	Trading stamp services	—	—	—	—	—
7389 pt.	Miscellaneous business services	288	516 206	132 780	32 602	5 008
7389 pt.	Convention and trade show services	25	22 033	5 377	1 466	184
7389 pt.	Private mail centers	9	6 849	1 885	457	140
7389 pt.	Miscellaneous business services, n.e.c.	254	487 324	125 518	30 679	4 684
75	Automotive repair, services, and parking	797	394 277	102 663	24 146	5 177
751	Automotive rental and leasing, without drivers	43	79 132	10 930	2 627	444
7513	Truck rental and leasing, without drivers	12	(D)	(D)	(D)	EE
7513 pt.	Truck rental, without drivers	9	(D)	(D)	(D)	BB
7513 pt.	Truck leasing, except finance leasing	3	(D)	(D)	(D)	EE
7514, 5	Passenger car rental and leasing	29	(D)	(D)	(D)	CC
7514	Passenger car rental	20	6 635	1 502	355	67
7515	Passenger car leasing	9	(D)	(D)	(D)	BB
7519	Utility trailer and recreational vehicle rental	2	(D)	(D)	(D)	AA
752	Automobile parking	13	(D)	(D)	(D)	CC
7521 pt.	Parking lots	6	(D)	(D)	(D)	BB
7521 pt.	Parking structures	7	(D)	(D)	(D)	BB
753	Automotive repair shops	562	257 137	75 644	17 614	3 233
7532	Top, body, and upholstery repair shops and paint shops	157	102 767	30 642	7 060	1 210
7532 pt.	Top and body repair shops	150	100 816	29 925	6 945	1 166
7532 pt.	Paint shops	7	1 951	717	115	44
7538	General automotive repair shops	210	78 208	23 174	5 413	1 045
7538 pt.	General automotive repair shops, except diesel	196	73 073	21 315	5 090	996
7538 pt.	Diesel repair shops	14	5 135	1 859	323	49
7533, 4, 6, 7, 9	Other automotive repair shops	195	76 162	21 828	5 141	978
7533	Automotive exhaust system repair shops	55	21 009	5 682	1 313	276
7534	Tire retreading and repair shops	4	(D)	(D)	(D)	BB
7536	Automotive glass replacement shops	48	24 000	6 720	1 610	282
7537	Automotive transmission repair shops	35	9 049	2 832	699	133
7539	Automotive repair shops, n.e.c.	53	(D)	(D)	(D)	EE
7539 pt.	Radiator repair	13	4 653	1 332	307	56
7539 pt.	Brake, front end, and wheel alignment	25	10 737	3 017	714	121
7539 pt.	Automotive electrical and fuel system services	12	3 800	1 388	297	69
7539 pt.	Carburetor repair shops	7	2 459	765	180	49
7539 pt.	Automotive electrical repair shops	5	1 341	623	117	20
7539 pt.	Other automotive repair shops, n.e.c.	3	(D)	(D)	(D)	BB
754	Automotive services, except repair	179	(D)	(D)	(D)	GG
7542	Carwashes	95	28 579	8 077	2 007	857
7549	Automotive services, except repair and carwashes	84	(D)	(D)	(D)	FF
7549 pt.	Lubrication shops	47	13 699	3 855	933	350
7549 pt.	Other automotive services	37	(D)	(D)	(D)	CC
7549 pt.	Towing services	7	2 251	2 248	541	124
7549 pt.	Other automotive services, n.e.c.	17	(D)	(D)	(D)	BB

Table 6. Summary Statistics for Firms Subject to Federal Income Tax for Counties With 350 Establishments or More: 1992 — Con.

[Includes only establishments with payroll. For meaning of abbreviations and symbols, see introductory text. For explanation of terms and comparability of 1987 and 1992 censuses, see appendix A. For information on geographic areas followed by ▲, see appendix F]

SIC code	Geographic area and kind of business or operation	Establishments (number)	Receipts (\$1,000)	Annual payroll (\$1,000)	First-quarter payroll (\$1,000)	Paid employees for pay period including March 12 (number)
OAKLAND COUNTY — Con.						
76	Miscellaneous repair services -----	384	228 866	78 356	17 900	2 718
762	Electrical repair shops -----	121	80 675	27 777	6 735	958
7622	Radio and television repair shops -----	40	10 586	4 157	1 040	189
7623, 9	Other electrical and electronic repair shops -----	81	70 089	23 620	5 695	769
7623	Refrigeration and air-conditioning service and repair shops -----	17	15 467	4 471	1 096	126
7629	Electrical and electronic repair shops, n.e.c. -----	64	54 622	19 149	4 599	643
763	Watch, clock, and jewelry repair -----	21	2 380	676	164	51
764	Reupholstery and furniture repair -----	24	4 553	1 696	377	98
769	Miscellaneous repair and related services -----	218	141 258	48 207	10 624	1 611
7692	Welding repair -----	25	10 487	3 744	717	141
7694	Armature rewinding shops -----	9	4 684	1 547	337	58
7699	Repair shops and related services, n.e.c. -----	184	126 107	42 916	9 570	1 412
7699 pt.	Farm machinery and equipment repair -----	3	418	179	39	13
7699 pt.	Lawnmower and other small gasoline engine repair -----	7	1 792	464	103	23
7699 pt.	Sewer and septic tank cleaning services -----	13	1 934	658	98	27
7699 pt.	Other repair and related services, n.e.c. -----	161	121 963	41 615	9 330	1 349
78, 79, 84	Amusement and recreation services, including motion pictures and museums -----	631	561 881	181 463	38 314	8 212
781, 2	Motion picture production, distribution, and services -----	116	130 221	36 648	9 074	977
7812 pt.	Motion picture production, except for television -----	43	38 542	10 194	3 121	243
7812 pt.	Motion picture and tape production for television -----	30	(D)	(D)	(D)	BB
7819	Services allied to motion picture production -----	33	(D)	(D)	(D)	EE
7822 pt.	Motion picture film and tape distributors -----	7	(D)	(D)	(D)	CC
7822 pt.	Motion picture film exchanges -----	1	(D)	(D)	(D)	AA
7822 pt.	Video tape wholesalers -----	6	(D)	(D)	(D)	CC
7822 pt.	Film and tape distribution for television -----	1	(D)	(D)	(D)	AA
7829	Services allied to motion picture distribution -----	2	(D)	(D)	(D)	AA
783	Motion picture theaters -----	27	42 765	5 681	1 474	725
7832	Motion picture theaters, except drive-in -----	27	42 765	5 681	1 474	725
7833	Drive-in motion picture theaters -----	—	—	—	—	—
784	Video tape rental -----	98	27 505	4 096	1 046	573
792	Theatrical producers (except motion picture), bands, orchestras, and entertainers -----	56	26 688	8 678	1 469	302
7922	Theatrical producers (except motion picture) and miscellaneous theatrical services -----	28	18 359	5 302	965	252
7922 pt.	Producers of live theatrical productions -----	8	5 018	1 877	405	129
7922 pt.	Producers of radio and television shows, except tape producers -----	2	(D)	(D)	(D)	BB
7922 pt.	Artists' and entertainers' managers or agents, concert bureaus, booking agents -----	15	9 897	2 316	256	50
7922 pt.	Other theatrical services -----	3	(D)	(D)	(D)	BB
7929	Bands, orchestras, actors, and other entertainers and entertainment groups -----	28	8 329	3 376	504	50
7929 pt.	Dance groups and artists -----	—	—	—	—	—
7929 pt.	Symphony orchestras, opera companies, and chamber music organizations -----	—	—	—	—	—
7929 pt.	Other music and entertainment presentations -----	28	8 329	3 376	504	50
7929 pt.	Other music groups and artists -----	10	(D)	(D)	(D)	AA
7929 pt.	Other entertainers and entertainment groups -----	18	(D)	(D)	(D)	BB
793	Bowling centers -----	40	25 399	6 762	1 891	758
79 ex. 792, 3, 84	Commercial sports and other amusement and recreation services, including museums -----	294	309 303	119 598	23 360	4 877
794	Commercial sports -----	30	158 383	79 818	14 675	1 459
7941	Professional sports clubs, managers, promoters -----	14	(D)	(D)	(D)	GG
7941 pt.	Baseball clubs -----	1	(D)	(D)	(D)	BB
7941 pt.	Football clubs -----	1	(D)	(D)	(D)	BB
7941 pt.	Other professional sports clubs -----	12	(D)	(D)	(D)	GG
7941 pt.	Managers and promoters -----	16	(D)	(D)	(D)	CC
7948	Racing, including track operation -----	16	(D)	(D)	(D)	AA
7948 pt.	Auto racetrack operation -----	1	(D)	(D)	(D)	AA
7948 pt.	Horse racetrack operation -----	1	(D)	(D)	(D)	AA
7948 pt.	Dog racetrack operation -----	—	—	—	—	—
7948 pt.	Racing stables and racing, n.e.c. -----	14	(D)	(D)	(D)	BB
79 ex. 792, 3, 4; 84	Other amusement and recreation services, including museums -----	264	150 920	39 780	8 685	3 418
791	Dance studios, schools, and halls -----	29	4 231	1 190	309	185
7991	Physical fitness facilities -----	59	28 097	5 937	1 463	670
7991 pt.	Physical fitness centers, except gymnasiums and athletic clubs -----	54	26 676	5 536	1 384	615
7991 pt.	Gymnasiums and athletic clubs -----	5	1 421	401	79	55
7992	Public golf courses -----	27	19 853	5 435	588	204
7993	Coin-operated amusement devices -----	16	8 112	1 569	409	119
7996	Amusement parks -----	3	(D)	(D)	(D)	AA
7997	Membership sports and recreation clubs -----	41	42 977	16 660	3 672	1 100
7999, 84	Amusement and recreation services, including museums, n.e.c. -----	89	(D)	(D)	(D)	GG
7999 pt.	Concession operators of amusement devices and rides -----	—	—	—	—	—
7999 pt.	Carnivals, circuses, and fairs -----	1	(D)	(D)	(D)	AA
7999 pt.	Carnivals and circuses -----	—	—	—	—	—
7999 pt.	Fairs -----	1	(D)	(D)	(D)	AA
7999 pt., 84	Other recreation and amusements, including museums -----	88	46 910	8 899	2 230	1 134
84	Museums, art galleries, and botanical and zoological gardens -----	1	(D)	(D)	(D)	AA
841	Museums and art galleries -----	1	(D)	(D)	(D)	AA
842	Arboreta and botanical or zoological gardens -----	—	—	—	—	—
7999 pt.	Roller skating rinks -----	6	2 399	755	194	151
7999 pt.	Ice skating rinks -----	2	(D)	(D)	(D)	BB
7999 pt.	Other amusement and recreation services, n.e.c. -----	79	(D)	(D)	(D)	FF

Table 6. Summary Statistics for Firms Subject to Federal Income Tax for Counties With 350 Establishments or More: 1992 — Con.

[Includes only establishments with payroll. For meaning of abbreviations and symbols, see introductory text. For explanation of terms and comparability of 1987 and 1992 censuses, see appendix A. For information on geographic areas followed by ▲, see appendix F]

SIC code	Geographic area and kind of business or operation	Establishments (number)	Receipts (\$1,000)	Annual payroll (\$1,000)	First-quarter payroll (\$1,000)	Paid employees for pay period including March 12 (number)
OAKLAND COUNTY — Con.						
80	Health services	3 192	1 987 738	893 571	184 189	27 798
801	Offices and clinics of doctors of medicine	1 350	911 181	439 586	84 322	8 476
8011 pt.	Offices of doctors of medicine	1 319	782 605	419 472	80 143	7 811
8011 pt.	General medical clinics	31	128 576	20 114	4 179	665
802	Offices and clinics of dentists	775	277 921	117 347	24 617	4 508
8021 pt.	Offices of dentists	768	275 891	116 358	24 423	4 471
8021 pt.	Dental clinics	7	2 030	989	194	37
803	Offices and clinics of doctors of osteopathy	219	142 319	76 551	15 798	1 563
8031 pt.	Offices of osteopathic physicians	215	139 041	74 870	15 416	1 541
8031 pt.	Osteopathic clinics	4	3 278	1 681	382	22
804	Offices and clinics of other health practitioners	509	156 938	59 208	12 708	2 404
8041	Offices and clinics of chiropractors	141	23 511	6 176	1 360	357
8042	Offices and clinics of optometrists	83	29 144	8 404	1 901	381
8043	Offices and clinics of podiatrists	110	27 299	10 691	2 091	443
8049	Offices and clinics of health practitioners, n.e.c.	175	76 984	33 937	7 356	1 223
805	Nursing and personal care facilities	54	120 237	56 483	14 053	4 075
8051	Skilled nursing care facilities	40	108 449	50 681	12 627	3 688
8052	Intermediate care facilities	7	(D)	(D)	(D)	CC
8059	Nursing and personal care facilities, n.e.c.	7	(D)	(D)	(D)	CC
806	Hospitals	3	(D)	(D)	(D)	EE
8062	General medical and surgical hospitals	—	—	—	—	—
8063, 9	Specialty hospitals	3	(D)	(D)	(D)	EE
8063	Psychiatric hospitals	2	(D)	(D)	(D)	EE
8069	Specialty hospitals, except psychiatric	1	(D)	(D)	(D)	CC
807, 8, 9	Other health services	282	(D)	(D)	(D)	II
807	Medical and dental laboratories	119	203 670	60 010	14 135	2 546
8071	Medical laboratories	60	186 896	52 431	12 207	2 235
8072	Dental laboratories	59	16 774	7 579	1 928	311
808	Home health care services	59	62 289	33 612	7 969	2 222
809	Miscellaneous health and allied services, n.e.c.	104	(D)	(D)	(D)	GG
8092	Kidney dialysis centers	3	(D)	(D)	(D)	BB
8093	Specialty outpatient facilities, n.e.c.	64	57 210	29 433	5 560	1 081
8099	Health and allied services, n.e.c.	37	26 175	9 852	2 260	359
81	Legal services	1 310	812 749	418 499	77 155	7 662
823, 4, 9	Selected educational services	151	102 405	39 662	10 161	1 811
823	Libraries	—	—	—	—	—
824	Vocational schools	64	64 017	26 325	7 066	1 287
8243	Data processing schools	26	31 338	13 300	3 544	622
8244	Business and secretarial schools	11	10 165	3 666	969	225
8249	Vocational schools, n.e.c.	27	22 514	9 359	2 553	440
829	Schools and educational services, n.e.c.	87	38 388	13 337	3 095	524
83	Social services	387	81 285	36 430	8 681	3 213
835	Child day care services	224	32 463	14 190	3 368	1 917
832, 3, 6, 9	Other social services	163	48 822	22 240	5 313	1 296
832	Individual and family social services	59	9 854	4 009	950	170
833	Job training and vocational rehabilitation services	27	16 673	9 114	2 244	385
836	Residential care	65	18 949	7 417	1 718	689
839	Social services, n.e.c.	12	3 346	1 700	401	52
87 ex. 8733	Engineering, accounting, research, management, and related services (except noncommercial research organizations)	2 246	2 355 166	1 087 526	246 141	30 352
871	Engineering, architectural, and surveying services	737	1 094 943	557 404	128 282	12 534
8711	Engineering services	542	973 864	506 609	116 459	11 133
8712	Architectural services	173	108 002	44 897	10 520	1 224
8713	Surveying services	22	13 077	5 898	1 303	177
872	Accounting, auditing, and bookkeeping services	727	329 802	153 037	32 507	4 500
873 ex. 8733	Research, development, and testing services (except noncommercial research organizations)	101	250 104	96 851	22 247	5 164
8731	Commercial physical and biological research	26	52 559	21 872	5 196	666
8731 pt.	Commercial physical research	16	(D)	(D)	(D)	FF
8731 pt.	Commercial medical and biological research	10	(D)	(D)	(D)	BB
8732	Commercial economic, sociological, and educational research	48	141 296	53 237	11 862	3 883
8734	Testing laboratories	27	56 249	21 742	5 189	615
874	Management and public relations services	681	680 317	280 234	63 105	8 154
8741	Management services	197	221 548	105 291	24 149	4 280
8742	Management consulting services	350	292 068	115 178	24 260	2 697
8743	Public relations services	44	(D)	(D)	(D)	CC
8744	Facilities support management services	1	(D)	(D)	(D)	FF
8748	Business consulting services, n.e.c.	89	40 723	22 834	4 306	458
89	Services, n.e.c.	132	63 601	22 760	5 170	765
8999 pt.	Scientific and related consulting services, except environmental	28	13 408	7 259	1 617	174
8999 pt.	Other services	104	50 193	15 501	3 553	591
8999 pt.	Environmental consulting	25	26 849	8 346	1 995	301
8999 pt.	Authors, composers, and other arts-related services	18	7 268	1 484	344	66
8999 pt.	Other services, n.e.c.	61	16 076	5 671	1 214	224

Table 6. Summary Statistics for Firms Subject to Federal Income Tax for Counties With 350 Establishments or More: 1992 — Con.

[Includes only establishments with payroll. For meaning of abbreviations and symbols, see introductory text. For explanation of terms and comparability of 1987 and 1992 censuses, see appendix A. For information on geographic areas followed by ▲, see appendix F]

SIC code	Geographic area and kind of business or operation	Establishments (number)	Receipts (\$1,000)	Annual payroll (\$1,000)	First-quarter payroll (\$1,000)	Paid employees for pay period including March 12 (number)
OTTAWA COUNTY						
	Total	1 131	470 992	197 654	42 650	11 615
70 ex. 704	Hotels, rooming houses, camps, and other lodging places (except membership lodging)	25	15 523	3 385	732	419
7011	Hotels and motels	20	14 601	3 303	729	411
7011 pt.	Hotels	10	11 241	2 590	589	320
7011 pt.	Motels, motor hotels, and tourist courts	10	3 360	713	140	91
702, 3	Other lodging places	5	922	82	3	8
72	Personal services	123	30 303	10 492	2 500	954
721	Laundry, cleaning, and garment services	28	10 082	3 633	877	306
7211	Power laundries, family and commercial*	2	(D)	(D)	(D)	BB
7213	Linen supply*	—	—	—	—	—
7215	Coin-operated laundries and drycleaning	7	1 190	251	58	20
7216	Drycleaning plants, except rug cleaning*	9	2 725	867	231	103
7217	Carpet and upholstery cleaning	8	(D)	(D)	(D)	BB
7218	Industrial laundriers*	1	(D)	(D)	(D)	BB
7212, 9	Other laundry, cleaning, and garment services*	1	(D)	(D)	(D)	AA
722	Photographic studios, portrait	8	(D)	(D)	(D)	BB
723, 4	Beauty and barber shops	62	7 968	3 511	809	373
723	Beauty shops	61	(D)	(D)	(D)	EE
724	Barber shops	1	(D)	(D)	(D)	AA
725	Shoe repair shops and shoeshine parlors	1	(D)	(D)	(D)	CC
726	Funeral service and crematories	9	5 932	1 466	376	73
729	Miscellaneous personal services	15	(D)	(D)	(D)	BB
73	Business services	188	109 053	59 425	12 435	4 083
731	Advertising	9	3 031	701	120	20
732	Consumer credit reporting agencies, mercantile reporting agencies, and adjustment and collection agencies	4	(D)	(D)	(D)	BB
733	Mailing, reproduction, commercial art and photography, and stenographic services	14	(D)	(D)	(D)	BB
734	Services to dwellings and other buildings	45	11 486	6 251	1 124	501
735	Miscellaneous equipment rental and leasing	9	3 204	1 086	219	54
736	Personnel supply services	25	50 674	35 557	7 273	2 811
737	Computer programming, data processing, and other computer related services	30	19 965	7 578	1 831	234
7371, 2, 3	Computer programming, prepackaged software, and integrated systems	20	8 509	2 490	536	77
7374, 5, 6	Data processing services	7	(D)	(D)	(D)	CC
7377, 8, 9	Computer rental and leasing, maintenance, and related services, n.e.c.	3	(D)	(D)	(D)	BB
738	Miscellaneous business services	52	(D)	(D)	(D)	EE
75	Automotive repair, services, and parking	141	44 463	10 224	2 420	540
751	Automotive rental and leasing, without drivers	3	(D)	(D)	(D)	AA
752	Automobile parking	—	—	—	—	—
753	Automotive repair shops	113	32 730	8 482	1 987	402
7532	Top, body, and upholstery repair shops and paint shops	42	14 933	3 935	977	184
7538	General automotive repair shops	52	12 028	2 863	665	154
7533, 4, 6, 7, 9	Other automotive repair shops	19	5 769	1 684	345	64
754	Automotive services, except repair	25	(D)	(D)	(D)	CC
76	Miscellaneous repair services	70	28 816	6 917	1 460	310
762	Electrical repair shops	9	6 832	1 356	252	48
7622	Radio and television repair shops	3	(D)	(D)	(D)	AA
7623, 9	Other electrical and electronic repair shops	6	(D)	(D)	(D)	BB
763	Watch, clock, and jewelry repair	3	(D)	(D)	(D)	AA
764	Reupholstery and furniture repair	8	1 065	137	34	12
769	Miscellaneous repair and related services	50	(D)	(D)	(D)	CC
78, 79, 84	Amusement and recreation services, including motion pictures and museums	78	26 762	7 401	1 615	849
781, 2	Motion picture production, distribution, and services	4	(D)	(D)	(D)	AA
783	Motion picture theaters	3	(D)	(D)	(D)	BB
784	Video tape rental	17	4 596	1 766	502	208
792	Theatrical producers (except motion picture), bands, orchestras, and entertainers	2	(D)	(D)	(D)	AA
793	Bowling centers	10	3 011	923	258	140
79 ex. 792, 3, 84	Commercial sports and other amusement and recreation services, including museums	42	15 486	4 102	706	428
80	Health services	268	130 050	58 782	12 491	2 693
801	Offices and clinics of doctors of medicine	77	43 918	21 759	4 310	631
802	Offices and clinics of dentists	80	27 816	9 284	1 929	525
803	Offices and clinics of doctors of osteopathy	20	6 296	2 530	502	87
804	Offices and clinics of other health practitioners	67	14 294	4 120	725	207
805	Nursing and personal care facilities	10	12 373	6 036	1 568	588
806	Hospitals	—	—	—	—	—
807, 8, 9	Other health services	14	25 353	15 053	3 457	655
81	Legal services	46	14 710	7 452	1 457	207
823, 4, 9	Selected educational services	2	(D)	(D)	(D)	AA

Table 6. Summary Statistics for Firms Subject to Federal Income Tax for Counties With 350 Establishments or More: 1992 — Con.

[Includes only establishments with payroll. For meaning of abbreviations and symbols, see introductory text. For explanation of terms and comparability of 1987 and 1992 censuses, see appendix A. For information on geographic areas followed by ▲, see appendix F]

SIC code	Geographic area and kind of business or operation	Establishments (number)	Receipts (\$1,000)	Annual payroll (\$1,000)	First-quarter payroll (\$1,000)	Paid employees for pay period including March 12 (number)
OTTAWA COUNTY — Con.						
83	Social services	40	10 608	3 717	506	374
835	Child day care services	18	814	363	80	46
832, 3, 6, 9	Other social services	22	9 794	3 354	426	328
87 ex. 8733	Engineering, accounting, research, management, and related services (except noncommercial research organizations)	145	57 085	28 705	6 731	1 127
871	Engineering, architectural, and surveying services	52	(D)	(D)	(D)	EE
872	Accounting, auditing, and bookkeeping services	41	10 725	5 201	1 358	240
873 ex. 8733	Research, development, and testing services (except noncommercial research organizations)	8	(D)	(D)	(D)	BB
874	Management and public relations services	44	17 452	9 931	2 347	439
89	Services, n.e.c.	5	(D)	(D)	(D)	BB
SAGINAW COUNTY						
	Total	1 316	602 093	259 539	52 761	11 917
70 ex. 704	Hotels, rooming houses, camps, and other lodging places (except membership lodging)	29	(D)	(D)	(D)	FF
7011	Hotels and motels	27	28 916	7 198	1 510	787
7011 pt.	Hotels	11	12 200	3 108	694	365
7011 pt.	Motels, motor hotels, and tourist courts	16	16 716	4 090	816	422
702, 3	Other lodging places	2	(D)	(D)	(D)	AA
72	Personal services	171	34 938	11 819	2 878	1 131
721	Laundry, cleaning, and garment services	36	13 905	4 094	959	343
7211	Power laundries, family and commercial*	1	(D)	(D)	(D)	AA
7213	Linen supply*	2	(D)	(D)	(D)	BB
7215	Coin-operated laundries and drycleaning	8	1 234	239	52	40
7216	Drycleaning plants, except rug cleaning*	14	3 456	1 250	292	135
7217	Carpet and upholstery cleaning	3	(D)	(D)	(D)	AA
7218	Industrial laundriers*	4	(D)	(D)	(D)	BB
7212, 9	Other laundry, cleaning, and garment services*	4	(D)	(D)	(D)	BB
722	Photographic studios, portrait	11	2 264	477	112	61
723, 4	Beauty and barber shops	79	8 389	3 779	889	374
723	Beauty shops	70	(D)	(D)	(D)	EE
724	Barber shops	9	(D)	(D)	(D)	BB
725	Shoe repair shops and shoeshine parlors	4	(D)	(D)	(D)	AA
726	Funeral service and crematories	16	6 201	1 876	377	89
729	Miscellaneous personal services	25	(D)	(D)	(D)	EE
73	Business services	161	97 659	45 612	10 536	2 835
731	Advertising	14	6 197	2 161	537	98
732	Consumer credit reporting agencies, mercantile reporting agencies, and adjustment and collection agencies	4	(D)	(D)	(D)	BB
733	Mailing, reproduction, commercial art and photography, and stenographic services	13	6 400	2 359	385	66
734	Services to dwellings and other buildings	35	13 433	8 088	1 968	898
735	Miscellaneous equipment rental and leasing	21	15 309	3 831	800	151
736	Personnel supply services	13	15 740	11 082	2 566	702
737	Computer programming, data processing, and other computer related services	20	24 004	10 955	2 616	318
7371, 2, 3	Computer programming, prepackaged software, and integrated systems	10	4 170	2 155	508	63
7374, 5, 6	Data processing services	8	(D)	(D)	(D)	CC
7377, 8, 9	Computer rental and leasing, maintenance, and related services, n.e.c.	2	(D)	(D)	(D)	AA
738	Miscellaneous business services	41	(D)	(D)	(D)	FF
75	Automotive repair, services, and parking	157	51 551	12 980	3 020	761
751	Automotive rental and leasing, without drivers	6	5 912	857	214	37
752	Automobile parking	1	(D)	(D)	(D)	AA
753	Automotive repair shops	120	38 333	10 153	2 325	546
7532	Top, body, and upholstery repair shops and paint shops	37	15 168	3 897	931	216
7538	General automotive repair shops	49	10 140	2 716	613	163
7533, 4, 6, 7, 9	Other automotive repair shops	34	13 025	3 540	781	167
754	Automotive services, except repair	30	(D)	(D)	(D)	CC
76	Miscellaneous repair services	52	14 382	5 024	1 229	266
762	Electrical repair shops	24	5 952	2 330	589	114
7622	Radio and television repair shops	6	747	161	45	16
7623, 9	Other electrical and electronic repair shops	18	5 205	2 169	544	98
763	Watch, clock, and jewelry repair	2	(D)	(D)	(D)	AA
764	Reupholstery and furniture repair	4	702	287	69	23
769	Miscellaneous repair and related services	22	(D)	(D)	(D)	CC

Table 6. Summary Statistics for Firms Subject to Federal Income Tax for Counties With 350 Establishments or More: 1992 — Con.

[Includes only establishments with payroll. For meaning of abbreviations and symbols, see introductory text. For explanation of terms and comparability of 1987 and 1992 censuses, see appendix A. For information on geographic areas followed by ▲, see appendix F]

SIC code	Geographic area and kind of business or operation	Establishments (number)	Receipts (\$1,000)	Annual payroll (\$1,000)	First-quarter payroll (\$1,000)	Paid employees for pay period including March 12 (number)
SAGINAW COUNTY — Con.						
78, 79, 84	Amusement and recreation services, including motion pictures and museums	80	29 777	7 575	1 494	778
781, 2	Motion picture production, distribution, and services	3	(D)	(D)	(D)	AA
783	Motion picture theaters	3	(D)	(D)	(D)	BB
784	Video tape rental	19	2 557	614	153	101
792	Theatrical producers (except motion picture), bands, orchestras, and entertainers	3	(D)	(D)	(D)	AA
793	Bowling centers	9	5 587	1 546	388	185
79 ex. 792, 3; 84	Commercial sports and other amusement and recreation services, including museums	43	16 074	4 504	726	380
80	Health services	374	219 391	112 316	21 377	3 522
801	Offices and clinics of doctors of medicine	167	109 896	62 714	10 653	1 072
802	Offices and clinics of dentists	105	39 865	17 033	3 756	690
803	Offices and clinics of doctors of osteopathy	21	7 678	2 864	525	122
804	Offices and clinics of other health practitioners	42	11 729	4 472	897	182
805	Nursing and personal care facilities	9	16 154	7 884	1 713	635
806	Hospitals	—	—	—	—	—
807, 8, 9	Other health services	30	34 069	17 349	3 833	821
81	Legal services	115	50 534	24 522	3 812	569
823, 4, 9	Selected educational services	11	(D)	(D)	(D)	BB
83	Social services	46	8 719	2 327	480	215
835	Child day care services	16	747	322	72	49
832, 3, 6, 9	Other social services	30	7 972	2 005	408	166
87 ex. 8733	Engineering, accounting, research, management, and related services (except noncommercial research organizations)	117	60 738	28 363	6 007	942
871	Engineering, architectural, and surveying services	34	29 522	12 901	2 895	433
872	Accounting, auditing, and bookkeeping services	47	21 662	9 861	2 249	345
873 ex. 87333	Research, development, and testing services (except noncommercial research organizations)	1	(D)	(D)	(D)	AA
874	Management and public relations services	35	(D)	(D)	(D)	CC
89	Services, n.e.c.	3	(D)	(D)	(D)	BB
ST. CLAIR COUNTY						
	Total	796	259 018	104 481	21 720	5 132
70 ex. 704	Hotels, rooming houses, camps, and other lodging places (except membership lodging)	21	19 746	4 573	1 032	526
7011	Hotels and motels	20	(D)	(D)	(D)	FF
7011 pt.	Hotels	6	(D)	(D)	(D)	EE
7011 pt.	Motels, motor hotels, and tourist courts	14	(D)	(D)	(D)	CC
702, 3	Other lodging places	1	(D)	(D)	(D)	AA
72	Personal services	111	16 283	5 525	1 301	587
721	Laundry, cleaning, and garment services	33	4 406	1 353	298	135
7211	Power laundries, family and commercial*	—	—	—	—	—
7213	Linen supply*	1	(D)	(D)	(D)	AA
7215	Coin-operated laundries and drycleaning	11	(D)	(D)	(D)	BB
7216	Drycleaning plants, except rug cleaning*	13	1 732	552	126	63
7217	Carpet and upholstery cleaning	4	(D)	(D)	(D)	AA
7218	Industrial launderers*	—	—	—	—	—
7212, 9	Other laundry, cleaning, and garment services*	4	(D)	(D)	(D)	AA
722	Photographic studios, portrait	6	887	151	36	21
723, 4	Beauty and barber shops	45	4 574	2 069	452	199
723	Beauty shops	44	(D)	(D)	(D)	CC
724	Barber shops	1	(D)	(D)	(D)	AA
725	Shoe repair shops and shoeshine parlors	1	(D)	(D)	(D)	AA
726	Funeral service and crematories	12	4 937	1 315	274	67
729	Miscellaneous personal services	14	(D)	(D)	(D)	CC
73	Business services	90	25 797	12 234	2 632	855
731	Advertising	2	(D)	(D)	(D)	AA
732	Consumer credit reporting agencies, mercantile reporting agencies, and adjustment and collection agencies	1	(D)	(D)	(D)	AA
733	Mailing, reproduction, commercial art and photography, and stenographic services	7	722	115	33	11
734	Services to dwellings and other buildings	28	5 266	2 669	649	209
735	Miscellaneous equipment rental and leasing	9	4 189	1 503	325	46
736	Personnel supply services	8	(D)	(D)	(D)	EE
737	Computer programming, data processing, and other computer related services	8	1 374	845	188	26
7371, 2, 3	Computer programming, prepackaged software, and integrated systems	4	(D)	(D)	(D)	BB
7374, 5, 6	Data processing services	3	(D)	(D)	(D)	AA
7377, 8, 9	Computer rental and leasing, maintenance, and related services, n.e.c.	1	(D)	(D)	(D)	AA
738	Miscellaneous business services	27	(D)	(D)	(D)	CC

Table 6. Summary Statistics for Firms Subject to Federal Income Tax for Counties With 350 Establishments or More: 1992 — Con.

[Includes only establishments with payroll. For meaning of abbreviations and symbols, see introductory text. For explanation of terms and comparability of 1987 and 1992 censuses, see appendix A. For information on geographic areas followed by ▲, see appendix F]

SIC code	Geographic area and kind of business or operation	Establishments (number)	Receipts (\$1,000)	Annual payroll (\$1,000)	First-quarter payroll (\$1,000)	Paid employees for pay period including March 12 (number)
ST. CLAIR COUNTY — Con.						
75	Automotive repair, services, and parking -----	86	21 719	5 353	1 270	362
751	Automotive rental and leasing, without drivers -----	2	(D)	(D)	(D)	AA
752	Automobile parking -----	—	—	—	—	—
753	Automotive repair shops -----	66	14 508	3 478	824	198
7532	Top, body, and upholstery repair shops and paint shops -----	21	4 965	1 263	310	66
7538	General automotive repair shops -----	23	4 530	1 064	239	59
7533, 4, 6, 7, 9	Other automotive repair shops -----	22	5 013	1 151	275	73
754	Automotive services, except repair -----	18	(D)	(D)	(D)	CC
76	Miscellaneous repair services -----	46	15 955	4 057	970	184
762	Electrical repair shops -----	10	1 943	688	163	39
7622	Radio and television repair shops -----	—	—	—	—	—
7623, 9	Other electrical and electronic repair shops -----	10	1 943	688	163	39
763	Watch, clock, and jewelry repair -----	1	(D)	(D)	(D)	AA
764	Reupholstery and furniture repair -----	1	(D)	(D)	(D)	AA
769	Miscellaneous repair and related services -----	34	(D)	(D)	(D)	CC
78, 79, 84	Amusement and recreation services, including motion pictures and museums -----	59	18 366	3 938	720	438
781, 2	Motion picture production, distribution, and services -----	1	(D)	(D)	(D)	AA
783	Motion picture theaters -----	4	(D)	(D)	(D)	BB
784	Video tape rental -----	13	3 085	496	121	69
792	Theatrical producers (except motion picture), bands, orchestras, and entertainers -----	—	—	—	—	—
793	Bowling centers -----	7	3 381	737	216	106
79 ex. 792, 3, 84	Commercial sports and other amusement and recreation services, including museums -----	34	8 787	2 291	288	197
80	Health services -----	216	95 674	47 950	9 581	1 527
801	Offices and clinics of doctors of medicine -----	100	54 118	30 393	5 802	649
802	Offices and clinics of dentists -----	59	19 724	7 822	1 497	342
803	Offices and clinics of doctors of osteopathy -----	11	4 558	2 652	621	71
804	Offices and clinics of other health practitioners -----	35	8 525	3 158	711	157
805	Nursing and personal care facilities -----	4	(D)	(D)	(D)	EE
806	Hospitals -----	—	—	—	—	—
807, 8, 9	Other health services -----	7	(D)	(D)	(D)	BB
81	Legal services -----	47	15 461	7 047	1 043	150
823, 4, 9	Selected educational services -----	1	(D)	(D)	(D)	AA
83	Social services -----	36	(D)	(D)	(D)	CC
835	Child day care services -----	9	(D)	(D)	(D)	AA
832, 3, 6, 9	Other social services -----	27	4 067	989	204	133
87 ex. 8733	Engineering, accounting, research, management, and related services (except noncommercial research organizations) -----	79	23 827	12 115	2 806	344
871	Engineering, architectural, and surveying services -----	32	9 492	4 248	882	119
872	Accounting, auditing, and bookkeeping services -----	33	11 885	6 898	1 701	189
873 ex. 8733	Research, development, and testing services (except noncommercial research organizations) -----	2	(D)	(D)	(D)	AA
874	Management and public relations services -----	12	(D)	(D)	(D)	BB
89	Services, n.e.c. -----	4	(D)	(D)	(D)	AA
WASHTENAW COUNTY						
	Total -----	2 536	1 623 120	685 826	149 570	24 714
70 ex. 704	Hotels, rooming houses, camps, and other lodging places (except membership lodging) -----	34	(D)	(D)	(D)	GG
7011	Hotels and motels -----	31	54 608	16 030	3 367	1 315
7011 pt.	Hotels -----	17	45 245	13 914	2 914	1 125
7011 pt.	Hotels, 25 guestrooms or more -----	16	(D)	(D)	(D)	GG
7011 pt.	Hotels, less than 25 guestrooms -----	1	(D)	(D)	(D)	AA
7011 pt.	Motels, motor hotels, and tourist courts -----	14	9 363	2 116	453	190
7011 pt.	Motels, tourist courts -----	12	(D)	(D)	(D)	CC
7011 pt.	Motor hotels -----	2	(D)	(D)	(D)	BB
702, 3	Other lodging places -----	3	(D)	(D)	(D)	AA
702	Rooming and boarding houses -----	—	—	—	—	—
703	Camps and recreational vehicle parks -----	3	(D)	(D)	(D)	AA

Table 6. Summary Statistics for Firms Subject to Federal Income Tax for Counties With 350 Establishments or More: 1992 — Con.

[Includes only establishments with payroll. For meaning of abbreviations and symbols, see introductory text. For explanation of terms and comparability of 1987 and 1992 censuses, see appendix A. For information on geographic areas followed by ▲, see appendix F]

SIC code	Geographic area and kind of business or operation	Establishments (number)	Receipts (\$1,000)	Annual payroll (\$1,000)	First-quarter payroll (\$1,000)	Paid employees for pay period including March 12 (number)
WASHTENAW COUNTY — Con.						
72	Personal services	223	47 092	15 696	3 634	1 460
721	Laundry, cleaning, and garment services	73	16 853	5 233	1 212	445
7211	Power laundries, family and commercial*	1	(D)	(D)	(D)	AA
7213	Linen supply*	—	—	—	—	—
7215	Coin-operated laundries and drycleaning	9	1 974	508	119	42
7216	Drycleaning plants, except rug cleaning*	32	7 461	2 530	625	252
7217	Carpet and upholstery cleaning	19	2 607	894	190	101
7218	Industrial laundriers*	1	(D)	(D)	(D)	AA
7212, 9	Other laundry, cleaning, and garment services*	11	(D)	(D)	(D)	BB
7212	Garment pressing, and agents for laundries and drycleaners	2	(D)	(D)	(D)	AA
7219	Laundry and garment services, n.e.c.*	9	(D)	(D)	(D)	BB
722	Photographic studios, portrait	14	2 900	678	109	61
723, 4	Beauty and barber shops	91	14 264	6 018	1 360	533
723	Beauty shops	89	(D)	(D)	(D)	FF
724	Barber shops	2	(D)	(D)	(D)	AA
725	Shoe repair shops and shoeshine parlors	3	(D)	(D)	(D)	AA
726	Funeral service and crematories	9	5 550	1 600	362	65
729	Miscellaneous personal services	33	(D)	(D)	(D)	EE
7291	Tax return preparation services	7	1 786	903	323	221
7299	Miscellaneous personal services, n.e.c.	26	(D)	(D)	(D)	CC
73	Business services	492	465 341	209 841	46 947	8 492
731	Advertising	21	10 088	4 518	962	143
7311	Advertising agencies	18	(D)	(D)	(D)	CC
7312	Outdoor advertising services	—	—	—	—	—
7313	Radio, television, publishers' advertising representatives	2	(D)	(D)	(D)	AA
7319	Advertising, n.e.c.	1	(D)	(D)	(D)	AA
732	Consumer credit reporting agencies, mercantile reporting agencies, and adjustment and collection agencies	9	4 008	2 284	415	83
7322	Adjustment and collection services	7	(D)	(D)	(D)	BB
7323	Credit reporting services	2	(D)	(D)	(D)	BB
733	Mailing, reproduction, commercial art and photography, and stenographic services	47	20 520	5 513	1 428	302
7331	Direct mail advertising services	5	(D)	(D)	(D)	BB
7334	Photocopying and duplicating services	15	(D)	(D)	(D)	CC
7335, 6	Commercial photography, art, and graphics	20	5 155	1 477	330	68
7335	Commercial photography	5	(D)	(D)	(D)	AA
7336	Commercial art and graphic design	15	(D)	(D)	(D)	BB
7338	Secretarial and court reporting services	7	(D)	(D)	(D)	BB
734	Services to dwellings and other buildings	85	28 006	15 091	3 373	1 312
7342	Disinfecting and pest control services	5	488	190	43	12
7349	Building cleaning and maintenance services, n.e.c.	80	27 518	14 901	3 330	1 300
735	Miscellaneous equipment rental and leasing	27	21 221	5 877	1 453	278
7352	Medical equipment rental and leasing	4	(D)	(D)	(D)	BB
7353	Heavy construction equipment rental and leasing	2	(D)	(D)	(D)	BB
7359	Equipment rental and leasing, n.e.c.	21	(D)	(D)	(D)	CC
736	Personnel supply services	47	97 767	69 181	13 643	3 050
7361	Employment agencies	17	2 721	1 606	322	44
7363	Help supply services	30	95 046	67 575	13 321	3 006
7363 pt.	Temporary help supply	24	88 780	62 826	12 448	2 920
7363 pt.	Help supply, except temporary	6	6 266	4 749	873	86
737	Computer programming, data processing, and other computer related services	168	249 875	95 049	22 826	2 489
7371, 2, 3	Computer programming, prepackaged software, and integrated systems	122	161 367	70 818	16 725	1 577
7371	Computer programming services	69	74 343	39 243	8 691	861
7372	Prepackaged software	35	52 135	20 629	5 384	445
7373	Computer integrated systems	18	34 889	10 946	2 650	271
7374, 5, 6	Data processing services	22	(D)	(D)	(D)	FF
7374, 5	Computer processing, information retrieval	22	(D)	(D)	(D)	FF
7376	Computer facilities management services	—	—	—	—	—
7377, 8, 9	Computer rental and leasing, maintenance, and related services, n.e.c.	24	(D)	(D)	(D)	CC
7377	Computer rental and leasing	3	(D)	(D)	(D)	AA
7378	Computer maintenance and repair	5	(D)	(D)	(D)	BB
7379	Computer related services, n.e.c.	16	(D)	(D)	(D)	BB
738	Miscellaneous business services	88	33 856	12 328	2 847	835
7381, 2	Detective agencies and protective services	14	8 529	3 629	840	343
7381	Detective, guard, and armored car services	10	(D)	(D)	(D)	EE
7382	Security systems services	4	(D)	(D)	(D)	BB
7383	News syndicates	—	—	—	—	—
7384	Photofinishing laboratories*	4	(D)	(D)	(D)	BB
7389	Business services, n.e.c.	70	(D)	(D)	(D)	EE
7389 pt.	Sign painting shops	3	(D)	(D)	(D)	AA
7389 pt.	Interior designing	8	(D)	(D)	(D)	BB
7389 pt.	Telephone answering services	4	(D)	(D)	(D)	BB
7389 pt.	Other business services	55	20 256	7 006	1 560	359

Table 6. Summary Statistics for Firms Subject to Federal Income Tax for Counties With 350 Establishments or More: 1992 — Con.

[Includes only establishments with payroll. For meaning of abbreviations and symbols, see introductory text. For explanation of terms and comparability of 1987 and 1992 censuses, see appendix A. For information on geographic areas followed by ▲, see appendix F]

SIC code	Geographic area and kind of business or operation	Establishments (number)	Receipts (\$1,000)	Annual payroll (\$1,000)	First-quarter payroll (\$1,000)	Paid employees for pay period including March 12 (number)
WASHTENAW COUNTY — Con.						
75	Automotive repair, services, and parking	174	58 149	16 090	3 905	832
751	Automotive rental and leasing, without drivers	11	3 115	529	126	26
7513	Truck rental and leasing, without drivers	2	(D)	(D)	(D)	AA
7514, 5	Passenger car rental and leasing	9	(D)	(D)	(D)	BB
7514	Passenger car rental	9	(D)	(D)	(D)	BB
7515	Passenger car leasing	—	—	—	—	—
7519	Utility trailer and recreational vehicle rental	—	—	—	—	—
752	Automobile parking	—	—	—	—	—
753	Automotive repair shops	121	44 883	12 526	3 062	565
7532	Top, body, and upholstery repair shops and paint shops	38	13 402	4 149	1 053	172
7532 pt.	Top and body repair shops	35	(D)	(D)	(D)	CC
7532 pt.	Paint shops	3	(D)	(D)	(D)	AA
7538	General automotive repair shops	49	17 062	4 640	1 215	229
7538 pt.	General automotive repair shops, except diesel	45	(D)	(D)	(D)	CC
7538 pt.	Diesel repair shops	4	(D)	(D)	(D)	AA
7533, 4, 6, 7, 9	Other automotive repair shops	34	14 419	3 737	794	164
7533	Automotive exhaust system repair shops	13	8 379	2 195	445	88
7534	Tire retreading and repair shops	1	(D)	(D)	(D)	AA
7536	Automotive glass replacement shops	7	(D)	(D)	(D)	BB
7537	Automotive transmission repair shops	4	1 460	465	100	16
7539	Automotive repair shops, n.e.c.	9	(D)	(D)	(D)	BB
7539 pt.	Radiator repair	3	(D)	(D)	(D)	AA
7539 pt.	Brake, front end, and wheel alignment	2	(D)	(D)	(D)	AA
7539 pt.	Automotive electrical and fuel system services	4	847	234	50	16
7539 pt.	Other automotive repair shops, n.e.c.	—	—	—	—	—
754	Automotive services, except repair	42	10 151	3 035	717	241
7542	Carwashes	26	4 460	1 236	281	133
7549	Automotive services, except repair and carwashes	16	5 691	1 799	436	108
76	Miscellaneous repair services	71	20 373	6 317	1 549	301
762	Electrical repair shops	15	5 347	1 738	445	72
7622	Radio and television repair shops	4	(D)	(D)	(D)	BB
7623, 9	Other electrical and electronic repair shops	11	(D)	(D)	(D)	BB
7623	Refrigeration and air-conditioning service and repair shops	—	—	—	—	—
7629	Electrical and electronic repair shops, n.e.c.	11	(D)	(D)	(D)	BB
763	Watch, clock, and jewelry repair	1	(D)	(D)	(D)	AA
764	Reupholstery and furniture repair	8	1 095	428	101	31
769	Miscellaneous repair and related services	47	(D)	(D)	(D)	CC
7692	Welding repair	6	(D)	(D)	(D)	BB
7694	Armature rewinding shops	1	(D)	(D)	(D)	AA
7699	Repair shops and related services, n.e.c.	40	(D)	(D)	(D)	CC
78, 79, 84	Amusement and recreation services, including motion pictures and museums	139	80 198	17 892	3 687	1 589
781, 2	Motion picture production, distribution, and services	21	(D)	(D)	(D)	BB
783	Motion picture theaters	6	(D)	(D)	(D)	CC
7832	Motion picture theaters, except drive-in	6	(D)	(D)	(D)	CC
7833	Drive-in motion picture theaters	—	—	—	—	—
784	Video tape rental	19	13 692	2 803	599	332
792	Theatrical producers (except motion picture), bands, orchestras, and entertainers	12	(D)	(D)	(D)	BB
7922	Theatrical producers (except motion picture) and miscellaneous theatrical services	4	(D)	(D)	(D)	BB
7929	Bands, orchestras, actors, and other entertainers and entertainment groups	8	(D)	(D)	(D)	BB
793	Bowling centers	9	5 623	1 570	466	208
79 ex. 792, 3; 84	Commercial sports and other amusement and recreation services, including museums	72	38 208	9 068	1 630	719
794	Commercial sports	3	(D)	(D)	(D)	AA
7941	Professional sports clubs, managers, promoters	3	(D)	(D)	(D)	AA
7948	Racing, including track operation	—	—	—	—	—
79 ex. 792, 3, 4; 84	Other amusement and recreation services, including museums	69	(D)	(D)	(D)	FF
791	Dance studios, schools, and halls	5	(D)	(D)	(D)	BB
7991	Physical fitness facilities	9	(D)	(D)	(D)	CC
7992	Public golf courses	13	13 609	3 364	355	141
7993	Coin-operated amusement devices	5	(D)	(D)	(D)	BB
7996	Amusement parks	—	—	—	—	—
7997	Membership sports and recreation clubs	11	7 721	2 946	605	280
7999, 84	Amusement and recreation services, including museums, n.e.c.	26	9 394	1 337	286	124
7999 pt.	Concession operators of amusement devices and rides	1	(D)	(D)	(D)	AA
7999 pt.	Carnivals, circuses, and fairs	—	—	—	—	—
7999 pt., 84	Other recreation and amusements, including museums	25	(D)	(D)	(D)	CC

Table 6. Summary Statistics for Firms Subject to Federal Income Tax for Counties With 350 Establishments or More: 1992 — Con.

[Includes only establishments with payroll. For meaning of abbreviations and symbols, see introductory text. For explanation of terms and comparability of 1987 and 1992 censuses, see appendix A. For information on geographic areas followed by ▲, see appendix F.]

SIC code	Geographic area and kind of business or operation	Establishments (number)	Receipts (\$1,000)	Annual payroll (\$1,000)	First-quarter payroll (\$1,000)	Paid employees for pay period including March 12 (number)
WASHTENAW COUNTY — Con.						
80	Health services -----	619	352 011	179 820	38 095	4 679
801	Offices and clinics of doctors of medicine -----	276	201 068	115 950	22 867	1 737
8011 pt.	Offices of doctors of medicine -----	267	192 980	110 413	21 908	1 652
8011 pt.	General medical clinics -----	9	8 088	5 537	959	85
802	Offices and clinics of dentists -----	182	52 351	21 035	4 592	929
803	Offices and clinics of doctors of osteopathy -----	10	4 363	1 717	403	93
804	Offices and clinics of other health practitioners -----	87	20 674	7 513	1 683	303
8041	Offices and clinics of chiropractors -----	30	4 798	1 235	266	78
8042	Offices and clinics of optometrists -----	16	6 052	1 851	444	80
8043	Offices and clinics of podiatrists -----	9	2 418	1 277	276	32
8049	Offices and clinics of health practitioners, n.e.c. -----	32	7 406	3 150	697	113
805	Nursing and personal care facilities -----	8	(D)	(D)	(D)	EE
8051	Skilled nursing care facilities -----	5	(D)	(D)	(D)	EE
8052	Intermediate care facilities -----	3	(D)	(D)	(D)	CC
8059	Nursing and personal care facilities, n.e.c. -----	-	-	-	-	-
806	Hospitals -----	-	-	-	-	-
8062	General medical and surgical hospitals -----	-	-	-	-	-
8063, 9	Specialty hospitals -----	-	-	-	-	-
807, 8, 9	Other health services -----	56	(D)	(D)	(D)	GG
807	Medical and dental laboratories -----	14	3 726	921	329	66
8071	Medical laboratories -----	7	2 611	440	195	39
8072	Dental laboratories -----	7	1 115	481	134	27
808	Home health care services -----	9	5 915	3 247	787	374
809	Miscellaneous health and allied services, n.e.c. -----	33	(D)	(D)	(D)	FF
8092	Kidney dialysis centers -----	1	(D)	(D)	(D)	BB
8093	Specialty outpatient facilities, n.e.c. -----	17	(D)	(D)	(D)	CC
8099	Health and allied services, n.e.c. -----	15	(D)	(D)	(D)	FF
81	Legal services -----	164	71 030	30 530	5 749	797
823, 4, 9	Selected educational services -----	31	7 553	2 494	535	147
823	Libraries -----	-	-	-	-	-
824	Vocational schools -----	9	(D)	(D)	(D)	BB
829	Schools and educational services, n.e.c. -----	22	(D)	(D)	(D)	CC
83	Social services -----	119	21 142	10 044	2 371	945
835	Child day care services -----	74	8 996	4 634	1 107	558
832, 3, 6, 9	Other social services -----	45	12 146	5 410	1 264	387
87 ex. 8733	Engineering, accounting, research, management, and related services (except noncommercial research organizations) -----	431	430 241	174 873	38 537	3 966
871	Engineering, architectural, and surveying services -----	130	122 392	56 704	12 124	1 352
8711	Engineering services -----	85	101 049	48 152	10 160	1 064
8712	Architectural services -----	40	20 162	7 955	1 837	255
8713	Surveying services -----	5	1 181	597	127	33
872	Accounting, auditing, and bookkeeping services -----	76	(D)	(D)	(D)	EE
873 ex. 8733	Research, development, and testing services (except noncommercial research organizations) -----	54	(D)	(D)	(D)	GG
8731	Commercial physical and biological research -----	24	(D)	(D)	(D)	FF
8732	Commercial economic, sociological, and educational research -----	11	(D)	(D)	(D)	CC
8734	Testing laboratories -----	19	(D)	(D)	(D)	EE
874	Management and public relations services -----	171	125 412	46 163	10 375	924
8741	Management services -----	36	(D)	(D)	(D)	CC
8742	Management consulting services -----	96	85 378	31 130	6 953	595
8743	Public relations services -----	5	(D)	(D)	(D)	AA
8744	Facilities support management services -----	-	-	-	-	-
8748	Business consulting services, n.e.c. -----	34	(D)	(D)	(D)	CC
89	Services, n.e.c. -----	39	(D)	(D)	(D)	CC
WAYNE COUNTY						
	Total -----	10 097	7 271 882	2 761 179	617 963	117 735
70 ex. 704	Hotels, rooming houses, camps, and other lodging places (except membership lodging) -----	171	230 113	71 401	16 529	5 753
7011	Hotels and motels -----	154	228 272	70 987	16 454	5 717
7011 pt.	Hotels -----	66	194 349	62 639	14 558	4 895
7011 pt.	Hotels, 25 guestrooms or more -----	57	193 598	62 514	14 529	4 876
7011 pt.	Hotels, less than 25 guestrooms -----	9	751	125	29	19
7011 pt.	Motels, motor hotels, and tourist courts -----	88	33 923	8 348	1 896	822
7011 pt.	Motels, tourist courts -----	73	28 959	7 545	1 712	696
7011 pt.	Motor hotels -----	15	4 964	803	184	126
702, 3	Other lodging places -----	17	1 841	414	75	36
702	Rooming and boarding houses -----	9	(D)	(D)	(D)	BB
703	Camps and recreational vehicle parks -----	8	(D)	(D)	(D)	AA
7032	Sporting and recreational camps -----	3	(D)	(D)	(D)	AA
7033	Recreational vehicle parks and campsites -----	5	(D)	(D)	(D)	AA

Table 6. Summary Statistics for Firms Subject to Federal Income Tax for Counties With 350 Establishments or More: 1992 — Con.

[Includes only establishments with payroll. For meaning of abbreviations and symbols, see introductory text. For explanation of terms and comparability of 1987 and 1992 censuses, see appendix A. For information on geographic areas followed by ▲, see appendix F]

SIC code	Geographic area and kind of business or operation	Establishments (number)	Receipts (\$1,000)	Annual payroll (\$1,000)	First-quarter payroll (\$1,000)	Paid employees for pay period including March 12 (number)
WAYNE COUNTY — Con.						
72	Personal services -----	1 162	378 323	130 976	31 056	9 973
721	Laundry, cleaning, and garment services -----	382	204 749	71 889	17 096	4 537
7211	Power laundries, family and commercial* -----	14	15 529	6 036	1 489	362
7213	Linens supply -----	23	51 198	20 926	5 099	1 030
7215	Coin-operated laundries and drycleaning -----	80	31 589	5 250	1 202	431
7215 pt.	Coin-operated laundries and drycleaning stores -----	75	9 019	2 437	551	316
7215 pt.	Coin-operated laundry routes -----	5	22 570	2 813	651	115
7216	Drycleaning plants, except rug cleaning* -----	172	31 553	10 108	2 409	967
7217	Carpet and upholstery cleaning -----	35	6 520	2 169	417	170
7218	Industrial laundries* -----	16	60 819	24 915	5 962	1 427
7212, 9	Other laundry, cleaning, and garment services* -----	42	7 541	2 485	518	150
7212	Garment pressing, and agents for laundries and drycleaners -----	19	2 112	395	82	50
7219	Laundry and garment services, n.e.c.* -----	23	5 429	2 090	436	100
722	Photographic studios, portrait -----	73	18 697	4 715	1 034	421
723, 4	Beauty and barber shops -----	467	62 843	27 785	6 341	2 363
723	Beauty shops -----	447	60 334	26 674	6 057	2 300
724	Barber shops -----	20	2 509	1 111	284	63
725	Shoe repair shops and shoeshine parlors -----	14	1 422	348	89	31
726	Funeral service and crematories -----	95	66 357	17 849	3 923	895
729	Miscellaneous personal services -----	131	24 255	8 390	2 573	1 726
7291	Tax return preparation services -----	39	9 946	4 737	1 836	1 383
7299	Miscellaneous personal services, n.e.c. -----	92	14 309	3 653	737	343
7299 pt.	Massage parlors, tanning salons, and saunas -----	26	1 967	481	92	83
7299 pt.	Other personal services -----	66	12 342	3 172	645	260
7299 pt.	Diet and weight reducing services -----	20	3 838	950	164	55
7299 pt.	Formal wear rental -----	13	3 439	643	119	55
7299 pt.	Other personal services, n.e.c. -----	33	5 065	1 579	362	150
73	Business services -----	1 500	1 565 559	591 673	136 397	32 317
731	Advertising -----	70	(D)	(D)	(D)	GG
7311	Advertising agencies -----	44	(D)	(D)	(D)	FF
7312	Outdoor advertising services -----	5	(D)	(D)	(D)	CC
7313	Radio, television, publishers' advertising representatives -----	4	(D)	(D)	(D)	BB
7313 pt.	Radio, television advertising representatives -----	3	(D)	(D)	(D)	BB
7313 pt.	Publishers' advertising representatives -----	1	(D)	(D)	(D)	AA
7319	Advertising, n.e.c. -----	17	(D)	(D)	(D)	FF
732	Consumer credit reporting agencies, mercantile reporting agencies, and adjustment and collection agencies -----	26	(D)	(D)	(D)	CC
7322	Adjustment and collection services -----	20	(D)	(D)	(D)	BB
7323	Credit reporting services -----	6	(D)	(D)	(D)	BB
733	Mailing, reproduction, commercial art and photography, and stenographic services -----	167	163 571	47 650	11 069	1 960
7331	Direct mail advertising services -----	16	88 252	20 280	4 754	873
7331 pt.	Mailing list compilers, brokers, and managers -----	—	—	—	—	—
7331 pt.	Direct mail advertising services, except mailing list services -----	16	88 252	20 280	4 754	873
7334	Photocopying and duplicating services -----	25	25 036	10 284	2 403	455
7334 pt.	Blueprinting and photocopying services -----	23	(D)	(D)	(D)	EE
7334 pt.	Duplicating services, except printing and photocopying -----	2	(D)	(D)	(D)	AA
7335, 6	Commercial photography, art, and graphics -----	94	32 930	12 217	2 664	402
7335	Commercial photography -----	19	2 878	613	151	49
7336	Commercial art and graphic design -----	75	30 052	11 604	2 513	353
7336 pt.	Commercial art -----	17	(D)	(D)	(D)	CC
7336 pt.	Graphic arts and related design -----	58	(D)	(D)	(D)	CC
7338	Secretarial and court reporting services -----	32	17 353	4 869	1 248	230
734	Services to dwellings and other buildings -----	325	155 090	66 680	17 065	4 953
7342	Disinfecting and pest control services -----	24	9 648	4 108	890	249
7349	Building cleaning and maintenance services, n.e.c. -----	301	145 442	62 572	16 175	4 704
735	Miscellaneous equipment rental and leasing -----	138	148 524	40 131	9 980	1 660
7352	Medical equipment rental and leasing -----	22	35 321	8 932	2 212	388
7353	Heavy construction equipment rental and leasing -----	26	41 184	11 259	2 805	273
7353 pt.	Rental and leasing of heavy construction equipment without operators -----	17	(D)	(D)	(D)	CC
7353 pt.	Rental and leasing of heavy construction equipment with operators -----	9	(D)	(D)	(D)	CC
7359	Equipment rental and leasing, n.e.c. -----	90	72 019	19 940	4 963	999
7359 pt.	Equipment rental -----	81	61 021	18 062	4 493	911
7359 pt.	Rent-to-own -----	28	(D)	(D)	(D)	CC
7359 pt.	Equipment rental, except rent-to-own -----	53	(D)	(D)	(D)	FF
7359 pt.	Equipment leasing, except finance leasing -----	9	10 998	1 878	470	88
736	Personnel supply services -----	178	206 208	143 288	30 353	10 716
7361	Employment agencies -----	52	10 498	4 677	875	240
7363	Help supply services -----	126	195 710	138 611	29 478	10 476
7363 pt.	Temporary help supply -----	98	137 263	97 649	19 761	9 230
7363 pt.	Help supply, except temporary -----	28	58 447	40 962	9 717	1 246
7363 pt.	Employee leasing -----	21	38 444	29 086	6 874	1 054
7363 pt.	Other help supply services -----	7	20 003	11 876	2 843	192
737	Computer programming, data processing, and other computer related services -----	220	375 088	131 815	29 493	4 083
7371, 2, 3	Computer programming, prepackaged software, and integrated systems -----	101	133 797	55 464	9 939	1 061
7371	Computer programming services -----	63	49 973	29 062	3 583	342
7372	Prepackaged software -----	21	30 515	8 039	2 113	196
7373	Computer integrated systems -----	17	53 309	18 363	4 243	523
7374, 5, 6	Data processing services -----	67	193 048	66 890	17 213	2 663
7374, 5	Computer processing, information retrieval -----	57	(D)	(D)	(D)	GG
7374	Computer processing and data preparation and processing services -----	52	(D)	(D)	(D)	GG
7375	Information retrieval services -----	5	(D)	(D)	(D)	CC
7376	Computer facilities management services -----	10	(D)	(D)	(D)	CC

Table 6. Summary Statistics for Firms Subject to Federal Income Tax for Counties With 350 Establishments or More: 1992 — Con.

[Includes only establishments with payroll. For meaning of abbreviations and symbols, see introductory text. For explanation of terms and comparability of 1987 and 1992 censuses, see appendix A. For information on geographic areas followed by ▲, see appendix F]

SIC code	Geographic area and kind of business or operation	Establishments (number)	Receipts (\$1,000)	Annual payroll (\$1,000)	First-quarter payroll (\$1,000)	Paid employees for pay period including March 12 (number)
WAYNE COUNTY — Con.						
73	Business services — Con.					
737	Computer programming, data processing, and other computer related services — Con.					
7377, 8, 9	Computer rental and leasing, maintenance, and related services, n.e.c. -----	52	48 243	9 461	2 341	359
7377	Computer rental and leasing -----	3	(D)	(D)	(D)	AA
7378	Computer maintenance and repair -----	29	42 248	7 401	1 839	298
7379	Computer related services, n.e.c. -----	20	(D)	(D)	(D)	BB
7379 pt.	Computer consultants -----	18	(D)	(D)	(D)	BB
7379 pt.	Miscellaneous computer services, n.e.c. -----	2	(D)	(D)	(D)	AA
738	Miscellaneous business services -----	376	(D)	(D)	(D)	II
7381, 2	Detective agencies and protective services -----	98	58 057	30 671	7 735	2 766
7381	Detective, guard, and armored car services -----	80	44 399	25 897	6 514	2 518
7381 pt.	Detective agencies and guard services -----	76	(D)	(D)	(D)	GG
7381 pt.	Armored car services -----	4	(D)	(D)	(D)	CC
7382	Security systems services -----	18	13 658	4 774	1 221	248
7383	News syndicates -----	3	(D)	(D)	(D)	BB
7384	Photofinishing laboratories* -----	28	25 585	10 229	1 853	426
7384 pt.	Photofinishing laboratories, except "one-hour" (mini) labs* -----	14	(D)	(D)	(D)	EE
7384 pt.	One-hour (mini) photofinishing* -----	14	(D)	(D)	(D)	BB
7389	Business services, n.e.c. -----	247	242 254	66 290	15 921	3 980
7389 pt.	Sign painting shops -----	12	4 050	1 195	276	71
7389 pt.	Interior designing -----	24	9 107	2 404	585	99
7389 pt.	Telephone answering services -----	14	3 474	1 520	302	140
7389 pt.	Other business services -----	197	225 623	61 171	14 758	3 670
7389 pt.	Water softening and conditioning services -----	4	584	108	32	13
7389 pt.	Packaging and labeling services -----	22	103 141	20 716	4 625	917
7389 pt.	Trading stamp services -----	-	-	-	-	-
7389 pt.	Miscellaneous business services -----	171	121 898	40 347	10 101	2 740
7389 pt.	Convention and trade show services -----	9	(D)	(D)	(D)	CC
7389 pt.	Private mail centers -----	9	4 456	1 967	511	289
7389 pt.	Miscellaneous business services, n.e.c. -----	153	(D)	(D)	(D)	GG
75	Automotive repair, services, and parking -----	1 364	673 322	153 530	36 039	8 403
751	Automotive rental and leasing, without drivers -----	97	251 499	33 887	7 781	1 842
7513	Truck rental and leasing, without drivers -----	49	(D)	(D)	(D)	EE
7513 pt.	Truck rental, without drivers -----	28	(D)	(D)	(D)	CC
7513 pt.	Truck leasing, except finance leasing -----	21	(D)	(D)	(D)	CC
7514, 5	Passenger car rental and leasing -----	41	164 838	25 878	5 857	1 495
7514	Passenger car rental -----	32	156 644	24 688	5 557	1 450
7515	Passenger car leasing -----	9	8 194	1 190	300	45
7519	Utility trailer and recreational vehicle rental -----	7	(D)	(D)	(D)	AA
752	Automobile parking -----	109	(D)	(D)	(D)	FF
7521 pt.	Parking lots -----	82	(D)	(D)	(D)	EE
7521 pt.	Parking structures -----	27	(D)	(D)	(D)	EE
753	Automotive repair shops -----	909	311 025	88 041	20 676	4 136
7532	Top, body, and upholstery repair shops and paint shops -----	261	105 527	31 424	7 551	1 421
7532 pt.	Top and body repair shops -----	242	94 561	28 566	6 875	1 286
7532 pt.	Paint shops -----	19	10 966	2 858	676	135
7538	General automotive repair shops -----	351	99 901	27 623	6 742	1 445
7538 pt.	General automotive repair shops, except diesel -----	314	81 326	22 417	5 471	1 206
7538 pt.	Diesel repair shops -----	37	18 575	5 206	1 271	239
7533, 4, 6, 7, 9	Other automotive repair shops -----	297	105 597	28 994	6 383	1 270
7533	Automotive exhaust system repair shops -----	92	32 843	8 298	1 849	381
7534	Tire retreading and repair shops -----	10	5 857	1 410	305	59
7536	Automotive glass replacement shops -----	48	21 975	6 235	1 508	274
7537	Automotive transmission repair shops -----	54	12 968	3 785	928	170
7539	Automotive repair shops, n.e.c. -----	93	31 954	9 266	1 793	386
7539 pt.	Radiator repair -----	24	8 229	2 263	496	96
7539 pt.	Brake, front end, and wheel alignment -----	33	14 827	4 591	723	156
7539 pt.	Automotive electrical and fuel system services -----	28	7 450	2 082	494	114
7539 pt.	Carburetor repair shops -----	12	2 848	852	196	45
7539 pt.	Automotive electrical repair shops -----	16	4 602	1 230	298	69
7539 pt.	Other automotive repair shops, n.e.c. -----	8	1 448	330	80	20
754	Automotive services, except repair -----	249	(D)	(D)	(D)	GG
7542	Carwashes -----	131	(D)	(D)	(D)	FF
7549	Automotive services, except repair and carwashes -----	118	39 982	11 387	2 760	741
7549 pt.	Lubrication shops -----	54	14 685	3 867	938	336
7549 pt.	Other automotive services -----	64	25 297	7 520	1 822	405
7549 pt.	Towing services -----	38	12 503	3 801	899	249
7549 pt.	Other automotive services, n.e.c. -----	26	12 794	3 719	923	156
76	Miscellaneous repair services -----	472	282 488	94 795	21 798	3 639
762	Electrical repair shops -----	131	95 713	33 555	7 592	1 221
7622	Radio and television repair shops -----	48	9 679	3 280	523	161
7623, 9	Other electrical and electronic repair shops -----	83	86 034	30 275	7 069	1 060
7623	Refrigeration and air-conditioning service and repair shops -----	16	18 142	5 493	1 264	180
7629	Electrical and electronic repair shops, n.e.c. -----	67	67 892	24 782	5 805	880
763	Watch, clock, and jewelry repair -----	18	2 227	632	189	48
764	Reupholstery and furniture repair -----	34	10 201	3 931	907	237
769	Miscellaneous repair and related services -----	289	174 347	56 677	13 110	2 133
7692	Welding repair -----	42	11 972	4 183	890	197
7694	Armature rewinding shops -----	19	23 711	8 021	2 049	286
7699	Repair shops and related services, n.e.c. -----	228	138 664	44 473	10 171	1 650
7699 pt.	Farm machinery and equipment repair -----	2	(D)	(D)	(D)	AA
7699 pt.	Lawnmower and other small gasoline engine repair -----	17	2 815	1 018	195	47
7699 pt.	Sewer and septic tank cleaning services -----	11	15 092	4 665	1 084	120
7699 pt.	Other repair and related services, n.e.c. -----	198	(D)	(D)	(D)	GG

Table 6. Summary Statistics for Firms Subject to Federal Income Tax for Counties With 350 Establishments or More: 1992 — Con.

[Includes only establishments with payroll. For meaning of abbreviations and symbols, see introductory text. For explanation of terms and comparability of 1987 and 1992 censuses, see appendix A. For information on geographic areas followed by ▲, see appendix F]

SIC code	Geographic area and kind of business or operation	Establishments (number)	Receipts (\$1,000)	Annual payroll (\$1,000)	First-quarter payroll (\$1,000)	Paid employees for pay period including March 12 (number)
WAYNE COUNTY — Con.						
78, 79, 84	Amusement and recreation services, including motion pictures and museums	480	597 250	133 654	25 688	6 737
781, 2	Motion picture production, distribution, and services	32	265 818	26 519	6 836	1 005
7812 pt.	Motion picture production, except for television	10	(D)	(D)	(D)	AA
7812 pt.	Motion picture and tape production for television	7	(D)	(D)	(D)	BB
7819	Services allied to motion picture production	10	(D)	(D)	(D)	FF
7822 pt.	Motion picture film and tape distributors	4	(D)	(D)	(D)	BB
7822 pt.	Motion picture film exchanges	1	(D)	(D)	(D)	BB
7822 pt.	Video tape wholesalers	3	(D)	(D)	(D)	BB
7822 pt.	Film and tape distribution for television	—	—	—	—	—
7829	Services allied to motion picture distribution	1	(D)	(D)	(D)	AA
783	Motion picture theaters	34	46 765	6 677	1 662	782
7832	Motion picture theaters, except drive-in	32	(D)	(D)	(D)	FF
7833	Drive-in motion picture theaters	2	(D)	(D)	(D)	AA
784	Video tape rental	126	38 300	5 957	1 534	742
792	Theatrical producers (except motion picture), bands, orchestras, and entertainers	35	37 567	6 318	1 131	271
7922	Theatrical producers (except motion picture) and miscellaneous theatrical services	18	18 080	4 278	728	204
7922 pt.	Producers of live theatrical productions	6	(D)	(D)	(D)	AA
7922 pt.	Producers of radio and television shows, except tape producers	—	—	—	—	—
7922 pt.	Artists' and entertainers' managers or agents, concert bureaus, booking agents	3	(D)	(D)	(D)	AA
7922 pt.	Other theatrical services	9	(D)	(D)	(D)	CC
7929	Bands, orchestras, actors, and other entertainers and entertainment groups	17	19 487	2 040	403	67
7929 pt.	Dance groups and artists	—	—	—	—	—
7929 pt.	Symphony orchestras, opera companies, and chamber music organizations	—	—	—	—	—
7929 pt.	Other music and entertainment presentations	17	19 487	2 040	403	67
7929 pt.	Other music groups and artists	9	(D)	(D)	(D)	BB
7929 pt.	Other entertainers and entertainment groups	8	(D)	(D)	(D)	BB
793	Bowling centers	56	35 020	9 644	2 614	1 079
79 ex. 792, 3, 84	Commercial sports and other amusement and recreation services, including museums	197	173 780	78 539	11 911	2 858
794	Commercial sports	9	94 213	55 782	7 301	1 102
7941	Professional sports clubs, managers, promoters	3	(D)	(D)	(D)	EE
7941 pt.	Baseball clubs	1	(D)	(D)	(D)	CC
7941 pt.	Football clubs	—	—	—	—	—
7941 pt.	Other professional sports clubs	1	(D)	(D)	(D)	BB
7941 pt.	Managers and promoters	1	(D)	(D)	(D)	AA
7948	Racing, including track operation	6	(D)	(D)	(D)	FF
7948 pt.	Auto racetrack operation	1	(D)	(D)	(D)	AA
7948 pt.	Horse racetrack operation	3	(D)	(D)	(D)	FF
7948 pt.	Dog racetrack operation	—	—	—	—	—
7948 pt.	Racing stables and racing, n.e.c.	2	(D)	(D)	(D)	AA
79 ex. 792, 3, 4; 84	Other amusement and recreation services, including museums	188	79 567	22 757	4 610	1 756
791	Dance studios, schools, and halls	27	2 458	630	190	91
7991	Physical fitness facilities	41	18 804	4 184	970	411
7991 pt.	Physical fitness centers, except gymnasiums and athletic clubs	38	(D)	(D)	(D)	EE
7991 pt.	Gymnasiums and athletic clubs	3	(D)	(D)	(D)	AA
7992	Public golf courses	14	4 641	1 605	291	57
7993	Coin-operated amusement devices	16	4 565	1 433	305	89
7996	Amusement parks	6	5 181	618	134	35
7997	Membership sports and recreation clubs	20	26 093	9 416	1 834	668
7999, 84	Amusement and recreation services, including museums, n.e.c.	64	17 825	4 871	886	405
7999 pt.	Concession operators of amusement devices and rides	2	(D)	(D)	(D)	AA
7999 pt.	Carnivals, circuses, and fairs	—	—	—	—	—
7999 pt.	Carnivals and circuses	—	—	—	—	—
7999 pt.	Fairs	—	—	—	—	—
7999 pt., 84	Other recreation and amusements, including museums	62	(D)	(D)	(D)	EE
84	Museums, art galleries, and botanical and zoological gardens	1	(D)	(D)	(D)	AA
841	Museums and art galleries	1	(D)	(D)	(D)	AA
842	Arboreta and botanical or zoological gardens	—	—	—	—	—
7999 pt.	Roller skating rinks	9	4 821	1 050	300	134
7999 pt.	Ice skating rinks	2	(D)	(D)	(D)	BB
7999 pt.	Other amusement and recreation services, n.e.c.	50	(D)	(D)	(D)	CC
80	Health services	2 687	1 580 737	751 680	158 215	26 706
801	Offices and clinics of doctors of medicine	982	635 866	331 343	64 200	6 292
8011 pt.	Offices of doctors of medicine	952	606 562	316 791	61 194	5 949
8011 pt.	General medical clinics	30	29 304	14 552	3 006	343
802	Offices and clinics of dentists	787	268 516	114 800	25 258	4 654
8021 pt.	Offices of dentists	779	263 798	112 509	24 674	4 561
8021 pt.	Dental clinics	8	4 718	2 291	584	93
803	Offices and clinics of doctors of osteopathy	208	120 893	63 906	12 682	1 805
8031 pt.	Offices of osteopathic physicians	201	111 586	59 190	12 024	1 622
8031 pt.	Osteopathic clinics	7	9 307	4 716	658	183
804	Offices and clinics of other health practitioners	415	119 283	43 886	9 416	1 821
8041	Offices and clinics of chiropractors	146	30 595	10 628	2 435	515
8042	Offices and clinics of optometrists	78	28 733	8 869	1 973	358
8043	Offices and clinics of podiatrists	103	32 647	13 468	2 829	482
8049	Offices and clinics of health practitioners, n.e.c.	88	27 308	10 921	2 179	466

Table 6. Summary Statistics for Firms Subject to Federal Income Tax for Counties With 350 Establishments or More: 1992 — Con.

[Includes only establishments with payroll. For meaning of abbreviations and symbols, see introductory text. For explanation of terms and comparability of 1987 and 1992 censuses, see appendix A. For information on geographic areas followed by ▲, see appendix F]

SIC code	Geographic area and kind of business or operation	Establishments (number)	Receipts (\$1,000)	Annual payroll (\$1,000)	First-quarter payroll (\$1,000)	Paid employees for pay period including March 12 (number)
WAYNE COUNTY — Con.						
80	Health services — Con.					
805	Nursing and personal care facilities	93	222 401	111 321	27 080	8 448
8051	Skilled nursing care facilities	70	208 596	104 346	25 425	7 855
8052	Intermediate care facilities	15	10 076	5 678	1 354	444
8059	Nursing and personal care facilities, n.e.c.	8	3 729	1 297	301	149
806	Hospitals	2	(D)	(D)	(D)	EE
8062	General medical and surgical hospitals	—	—	—	—	—
8063, 9	Specialty hospitals	2	(D)	(D)	(D)	EE
8063	Psychiatric hospitals	1	(D)	(D)	(D)	CC
8069	Specialty hospitals, except psychiatric	1	(D)	(D)	(D)	CC
807, 8, 9	Other health services	200	(D)	(D)	(D)	HH
807	Medical and dental laboratories	94	104 632	43 851	10 579	1 622
8071	Medical laboratories	36	87 980	36 415	8 824	1 272
8072	Dental laboratories	58	16 652	7 436	1 755	350
808	Home health care services	33	44 669	16 937	3 594	1 038
809	Miscellaneous health and allied services, n.e.c.	73	(D)	(D)	(D)	FF
8092	Kidney dialysis centers	5	(D)	(D)	(D)	CC
8093	Specialty outpatient facilities, n.e.c.	48	26 791	12 460	2 583	470
8099	Health and allied services, n.e.c.	20	7 768	2 282	468	116
81	Legal services	734	719 543	296 573	67 437	6 501
823, 4, 9	Selected educational services	102	57 078	22 965	5 042	946
823	Libraries	—	—	—	—	—
824	Vocational schools	46	45 584	19 663	4 150	636
8243	Data processing schools	16	(D)	(D)	(D)	EE
8244	Business and secretarial schools	7	(D)	(D)	(D)	CC
8249	Vocational schools, n.e.c.	23	(D)	(D)	(D)	CC
829	Schools and educational services, n.e.c.	56	11 494	3 302	892	310
83	Social services	369	90 191	38 233	9 009	3 738
835	Child day care services	171	27 698	13 355	2 968	1 640
832, 3, 6, 9	Other social services	198	62 493	24 878	6 041	2 098
832	Individual and family social services	53	11 032	4 740	1 151	342
833	Job training and vocational rehabilitation services	11	(D)	(D)	(D)	CC
836	Residential care	130	41 374	15 748	3 807	1 513
839	Social services, n.e.c.	4	(D)	(D)	(D)	AA
87 ex. 8733	Engineering, accounting, research, management, and related services (except noncommercial research organizations)	982	1 075 324	467 720	108 978	12 742
871	Engineering, architectural, and surveying services	328	431 879	219 472	52 129	4 992
8711	Engineering services	254	362 416	185 984	42 805	4 186
8712	Architectural services	52	61 906	29 893	8 593	687
8713	Surveying services	22	7 557	3 595	731	119
872	Accounting, auditing, and bookkeeping services	293	269 971	102 324	24 586	3 265
873 ex. 8733	Research, development, and testing services (except noncommercial research organizations)	50	123 156	52 448	10 473	1 323
8731	Commercial physical and biological research	11	73 459	32 117	6 706	736
8731 pt.	Commercial physical research	10	(D)	(D)	(D)	FF
8731 pt.	Commercial medical and biological research	1	(D)	(D)	(D)	AA
8732	Commercial economic, sociological, and educational research	12	6 329	2 094	663	198
8734	Testing laboratories	27	43 368	18 237	3 104	389
874	Management and public relations services	311	250 318	93 476	21 790	3 162
8741	Management services	93	131 530	46 072	10 860	1 958
8742	Management consulting services	141	78 330	30 624	6 917	707
8743	Public relations services	23	19 603	8 496	1 941	202
8744	Facilities support management services	—	—	—	—	—
8748	Business consulting services, n.e.c.	54	20 855	8 284	2 072	295
89	Services, n.e.c.	74	21 954	7 979	1 775	280
8999 pt.	Scientific and related consulting services, except environmental	11	(D)	(D)	(D)	BB
8999 pt.	Other services	63	(D)	(D)	(D)	CC
8999 pt.	Environmental consulting	20	(D)	(D)	(D)	CC
8999 pt.	Authors, composers, and other arts-related services	11	(D)	(D)	(D)	BB
8999 pt.	Other services, n.e.c.	32	(D)	(D)	(D)	BB

Table 7a. Summary Statistics for Firms Subject to Federal Income Tax for Metropolitan Areas: 1992

[Includes only establishments with payroll. For meaning of abbreviations and symbols, see introductory text. For explanation of terms and comparability of 1987 and 1992 censuses, see appendix A. For definitions of CMSA's, MSA's, and PMSA's, see appendix D]

SIC code	Geographic area and kind of business or operation	Establishments (number)	Receipts (\$1,000)	Annual payroll (\$1,000)	First-quarter payroll (\$1,000)	Paid employees for pay period including March 12 (number)
BENTON HARBOR, MI MSA						
	Total	935	392 790	159 481	36 587	8 775
70 ex. 704	Hotels, rooming houses, camps, and other lodging places (except membership lodging)	43	20 519	5 325	1 076	493
7011	Hotels and motels	37	19 778	5 103	1 042	485
7011 pt.	Hotels	15	8 519	1 980	455	221
7011 pt.	Motels, motor hotels, and tourist courts	22	11 259	3 123	587	264
702, 3	Other lodging places	6	741	222	34	8
72	Personal services	116	23 128	7 278	1 630	583
721	Laundry, cleaning, and garment services	34	8 770	3 093	686	267
7211	Power laundries, family and commercial*	1	(D)	(D)	(D)	AA
7213	Linen supply*	—	—	—	—	—
7215	Coin-operated laundries and drycleaning	17	2 471	608	139	100
7216	Drycleaning plants, except rug cleaning*	8	3 221	1 222	283	106
7217	Carpet and upholstery cleaning	5	(D)	(D)	(D)	AA
7218	Industrial laundriers*	3	(D)	(D)	(D)	BB
7212, 9	Other laundry, cleaning, and garment services*	—	—	—	—	—
722	Photographic studios, portrait	10	1 036	120	25	16
723, 4	Beauty and barber shops	48	4 559	1 777	389	155
723	Beauty shops	48	4 559	1 777	389	155
724	Barber shops	—	—	—	—	—
725	Shoe repair shops and shoeshine parlors	1	(D)	(D)	(D)	AA
726	Funeral service and crematories	13	7 335	1 867	418	84
729	Miscellaneous personal services	10	(D)	(D)	(D)	BB
73	Business services	133	103 112	51 214	12 324	3 277
731	Advertising	10	4 164	1 515	309	59
732	Consumer credit reporting agencies, mercantile reporting agencies, and adjustment and collection agencies	3	(D)	(D)	(D)	BB
733	Mailing, reproduction, commercial art and photography, and stenographic services	9	(D)	(D)	(D)	BB
734	Services to dwellings and other buildings	29	6 710	3 178	741	500
735	Miscellaneous equipment rental and leasing	14	7 041	1 437	328	79
736	Personnel supply services	22	31 524	22 990	5 815	1 554
737	Computer programming, data processing, and other computer related services	13	7 732	3 409	742	83
7371, 2, 3	Computer programming, prepackaged software, and integrated systems	9	7 245	3 256	707	73
7374, 5, 6	Data processing services	2	(D)	(D)	(D)	AA
7377, 8, 9	Computer rental and leasing, maintenance, and related services, n.e.c.	2	(D)	(D)	(D)	AA
738	Miscellaneous business services	33	36 522	14 937	3 659	902
75	Automotive repair, services, and parking	94	26 001	7 252	1 738	393
751	Automotive rental and leasing, without drivers	4	(D)	(D)	(D)	AA
752	Automobile parking	—	—	—	—	—
753	Automotive repair shops	82	22 181	5 775	1 350	307
7532	Top, body, and upholstery repair shops and paint shops	27	8 458	2 728	643	123
7538	General automotive repair shops	41	7 777	1 654	387	96
7533, 4, 6, 7, 9	Other automotive repair shops	14	5 946	1 393	320	88
754	Automotive services, except repair	8	(D)	(D)	(D)	BB
76	Miscellaneous repair services	48	16 417	4 616	1 021	202
762	Electrical repair shops	17	7 933	2 527	588	91
7622	Radio and television repair shops	6	1 259	331	83	17
7623, 9	Other electrical and electronic repair shops	11	6 674	2 196	505	74
763	Watch, clock, and jewelry repair	—	—	—	—	—
764	Reupholstery and furniture repair	4	(D)	(D)	(D)	AA
769	Miscellaneous repair and related services	27	(D)	(D)	(D)	CC
78, 79, 84	Amusement and recreation services, including motion pictures and museums	70	18 791	4 851	759	419
781, 2	Motion picture production, distribution, and services	2	(D)	(D)	(D)	AA
783	Motion picture theaters	5	2 971	640	94	59
784	Video tape rental	14	1 980	373	89	55
792	Theatrical producers (except motion picture), bands, orchestras, and entertainers	2	(D)	(D)	(D)	AA
793	Bowling centers	6	1 784	416	122	65
79 ex. 792, 3, 84	Commercial sports and other amusement and recreation services, including museums	41	11 785	3 365	444	234
80	Health services	237	120 105	54 938	12 396	2 294
801	Offices and clinics of doctors of medicine	98	58 213	31 093	6 698	764
802	Offices and clinics of dentists	59	18 712	6 516	1 532	346
803	Offices and clinics of doctors of osteopathy	8	2 368	846	186	34
804	Offices and clinics of other health practitioners	49	10 000	2 716	674	186
805	Nursing and personal care facilities	8	12 896	6 821	1 603	561
806	Hospitals	1	(D)	(D)	(D)	CC
807, 8, 9	Other health services	14	(D)	(D)	(D)	CC
81	Legal services	69	23 143	8 460	1 967	297
823, 4, 9	Selected educational services	4	(D)	(D)	(D)	BB

Table 7a. Summary Statistics for Firms Subject to Federal Income Tax for Metropolitan Areas: 1992 — Con.

[Includes only establishments with payroll. For meaning of abbreviations and symbols, see introductory text. For explanation of terms and comparability of 1987 and 1992 censuses, see appendix A. For definitions of CMSA's, MSA's, and PMSA's, see appendix D]

SIC code	Geographic area and kind of business or operation	Establishments (number)	Receipts (\$1,000)	Annual payroll (\$1,000)	First-quarter payroll (\$1,000)	Paid employees for pay period including March 12 (number)
BENTON HARBOR, MI MSA — Con.						
83	Social services	23	5 970	1 547	355	177
835	Child day care services	4	213	60	10	9
832, 3, 6, 9	Other social services	19	5 757	1 487	345	168
87 ex. 8733	Engineering, accounting, research, management, and related services (except noncommercial research organizations)	85	28 720	11 874	2 915	535
871	Engineering, architectural, and surveying services	20	8 196	3 391	682	130
872	Accounting, auditing, and bookkeeping services	38	9 185	3 502	878	168
873 ex. 8733	Research, development, and testing services (except noncommercial research organizations)	6	4 090	1 839	543	65
874	Management and public relations services	21	7 249	3 142	812	172
89	Services, n.e.c.	13	(D)	(D)	(D)	BB
DETROIT-ANN ARBOR-FLINT, MI CMSA						
	Total	36 085	24 426 974	9 982 899	2 223 118	395 674
70 ex. 704	Hotels, rooming houses, camps, and other lodging places (except membership lodging)	473	568 352	169 000	39 135	14 372
7011	Hotels and motels	412	552 631	164 959	38 402	14 070
7011 pt.	Hotels	167	445 798	138 864	32 303	11 320
7011 pt.	Hotels, 25 guestrooms or more	151	443 414	138 372	32 190	11 248
7011 pt.	Hotels, less than 25 guestrooms	16	2 384	492	113	72
7011 pt.	Motels, motor hotels, and tourist courts	245	106 833	26 095	6 099	2 750
7011 pt.	Motels, tourist courts	209	(D)	(D)	(D)	GG
7011 pt.	Motor hotels	36	(D)	(D)	(D)	FF
702, 3	Other lodging places	61	15 721	4 041	733	302
702	Rooming and boarding houses	13	(D)	(D)	(D)	BB
703	Camps and recreational vehicle parks	48	(D)	(D)	(D)	EE
7032	Sporting and recreational camps	15	6 611	2 101	408	159
7033	Recreational vehicle parks and campsites	33	(D)	(D)	(D)	CC
72	Personal services	3 744	900 526	308 543	72 886	26 099
721	Laundry, cleaning, and garment services	1 139	361 366	120 970	28 324	9 011
7211	Power laundries, family and commercial*	29	(D)	(D)	(D)	EE
7213	Linen supply*	32	(D)	(D)	(D)	GG
7215	Coin-operated laundries and drycleaning	230	50 339	10 454	2 398	1 007
7215 pt.	Coin-operated laundries and drycleaning stores	215	(D)	(D)	(D)	FF
7215 pt.	Coin-operated laundry routes	15	(D)	(D)	(D)	CC
7216	Drycleaning plants, except rug cleaning*	521	108 589	35 579	8 318	3 512
7217	Carpet and upholstery cleaning	158	25 640	8 531	1 725	686
7218	Industrial launderers*	26	83 675	31 043	7 451	1 813
7212, 9	Other laundry, cleaning, and garment services*	143	(D)	(D)	(D)	EE
7212	Garment pressing, and agents for laundries and drycleaners	52	(D)	(D)	(D)	CC
7219	Laundry and garment services, n.e.c.*	91	(D)	(D)	(D)	EE
722	Photographic studios, portrait	224	55 638	13 474	2 906	1 152
723, 4	Beauty and barber shops	1 569	226 172	97 822	22 309	8 552
723	Beauty shops	1 511	(D)	(D)	(D)	II
724	Barber shops	58	(D)	(D)	(D)	CC
725	Shoe repair shops and shoeshine parlors	48	5 000	1 460	361	121
726	Funeral service and crematories	245	154 077	41 139	9 251	2 020
729	Miscellaneous personal services	519	98 273	33 678	9 735	5 243
7291	Tax return preparation services	136	27 864	13 211	5 241	3 350
7299	Miscellaneous personal services, n.e.c.	383	70 409	20 467	4 494	1 893
7299 pt.	Massage parlors, tanning salons, and saunas	131	11 037	2 957	616	441
7299 pt.	Other personal services	252	59 372	17 510	3 878	1 452
7299 pt.	Diet and weight reducing services	71	15 074	3 945	796	339
7299 pt.	Formal wear rental	54	14 090	2 881	747	253
7299 pt.	Other personal services, n.e.c.	127	30 208	10 684	2 335	860
73	Business services	5 990	6 464 164	2 745 132	650 912	127 408
731	Advertising	408	711 907	265 081	62 791	7 039
7311	Advertising agencies	294	(D)	(D)	(D)	II
7312	Outdoor advertising services	13	(D)	(D)	(D)	EE
7313	Radio, television, publishers' advertising representatives	56	44 087	13 375	2 821	292
7313 pt.	Radio, television advertising representatives	25	(D)	(D)	(D)	CC
7313 pt.	Publishers' advertising representatives	31	(D)	(D)	(D)	CC
7319	Advertising, n.e.c.	45	(D)	(D)	(D)	GG
732	Consumer credit reporting agencies, mercantile reporting agencies, and adjustment and collection agencies	110	75 511	29 214	6 484	1 209
7322	Adjustment and collection services	84	50 903	23 079	5 029	945
7323	Credit reporting services	26	24 608	6 135	1 455	264
733	Mailing, reproduction, commercial art and photography, and stenographic services	665	470 508	150 740	35 100	5 741
7331	Direct mail advertising services	63	(D)	(D)	(D)	GG
7331 pt.	Mailing list compilers, brokers, and managers	7	(D)	(D)	(D)	BB
7331 pt.	Direct mail advertising services, except mailing list services	56	(D)	(D)	(D)	GG
7334	Photocopying and duplicating services	96	77 806	26 771	6 291	1 225
7334 pt.	Blueprinting and photocopying services	89	(D)	(D)	(D)	GG
7334 pt.	Duplicating services, except printing and photocopying	7	(D)	(D)	(D)	BB
7335, 6	Commercial photography, art, and graphics	363	215 792	77 623	18 082	2 450
7335	Commercial photography	91	(D)	(D)	(D)	EE
7336	Commercial art and graphic design	272	(D)	(D)	(D)	GG
7336 pt.	Commercial art	72	(D)	(D)	(D)	FF
7336 pt.	Graphic arts and related design	200	133 336	44 112	10 567	1 396
7338	Secretarial and court reporting services	143	(D)	(D)	(D)	FF

Table 7a. Summary Statistics for Firms Subject to Federal Income Tax for Metropolitan Areas: 1992 — Con.

[Includes only establishments with payroll. For meaning of abbreviations and symbols, see introductory text. For explanation of terms and comparability of 1987 and 1992 censuses, see appendix A. For definitions of CMSA's, MSA's, and PMSA's, see appendix D]

SIC code	Geographic area and kind of business or operation	Establishments (number)	Receipts (\$1,000)	Annual payroll (\$1,000)	First-quarter payroll (\$1,000)	Paid employees for pay period including March 12 (number)
DETROIT-ANN ARBOR-FLINT, MI CMSA — Con.						
73	Business services—Con.					
734	Services to dwellings and other buildings	1 104	362 296	170 851	40 392	14 575
7342	Disinfecting and pest control services	88	31 230	12 326	2 515	643
7349	Building cleaning and maintenance services, n.e.c.	1 016	331 066	158 525	37 877	13 932
735	Miscellaneous equipment rental and leasing	425	403 255	95 139	22 500	3 548
7352	Medical equipment rental and leasing	67	(D)	(D)	(D)	FF
7353	Heavy construction equipment rental and leasing	65	(D)	(D)	(D)	EE
7353 pt.	Rental and leasing of heavy construction equipment without operators	40	(D)	(D)	(D)	EE
7353 pt.	Rental and leasing of heavy construction equipment with operators	25	(D)	(D)	(D)	CC
7359	Equipment rental and leasing, n.e.c.	293	211 853	53 106	12 562	2 248
7359 pt.	Equipment rental	251	176 086	47 468	11 122	1 983
7359 pt.	Rent-to-own	51	(D)	(D)	(D)	CC
7359 pt.	Equipment rental, except rent-to-own	200	(D)	(D)	(D)	GG
7359 pt.	Equipment leasing, except finance leasing	42	35 767	5 638	1 440	265
736	Personnel supply services	719	936 890	638 917	135 261	44 161
7361	Employment agencies	231	62 866	27 552	5 826	1 172
7363	Help supply services	488	874 024	611 365	129 435	42 989
7363 pt.	Temporary help supply	387	685 316	468 820	99 078	36 438
7363 pt.	Help supply, except temporary	101	188 708	142 545	30 357	6 551
7363 pt.	Employee leasing	79	152 260	118 961	24 992	5 654
7363 pt.	Other help supply services	22	36 448	23 584	5 365	897
737	Computer programming, data processing, and other computer related services	1 225	2 116 053	916 430	234 210	24 758
7371, 2, 3	Computer programming, prepackaged software, and integrated systems	710	1 011 033	401 540	87 693	8 489
7371	Computer programming services	454	377 192	202 186	41 640	4 241
7372	Prepackaged software	144	407 734	126 768	29 016	2 465
7373	Computer integrated systems	112	226 107	72 586	17 037	1 783
7374, 5, 6	Data processing services	258	814 384	408 498	121 617	13 788
7374, 5	Computer processing, information retrieval	238	(D)	(D)	(D)	JJ
7374	Computer processing and data preparation and processing services	222	719 522	371 938	112 579	12 632
7375	Information retrieval services	16	(D)	(D)	(D)	EE
7376	Computer facilities management services	20	(D)	(D)	(D)	FF
7377, 8, 9	Computer rental and leasing, maintenance, and related services, n.e.c.	257	290 636	106 392	24 900	2 481
7377	Computer rental and leasing	19	(D)	(D)	(D)	EE
7378	Computer maintenance and repair	105	(D)	(D)	(D)	GG
7379	Computer related services, n.e.c.	133	(D)	(D)	(D)	FF
7379 pt.	Computer consultants	110	(D)	(D)	(D)	FF
7379 pt.	Miscellaneous computer services, n.e.c.	23	(D)	(D)	(D)	CC
738	Miscellaneous business services	1 334	1 387 744	478 760	114 174	26 377
7381, 2	Detective agencies and protective services	284	242 133	134 904	31 722	11 212
7381	Detective, guard, and armored car services	229	(D)	(D)	(D)	II
7381 pt.	Detective agencies and guard services	219	(D)	(D)	(D)	II
7381 pt.	Armored car services	10	(D)	(D)	(D)	EE
7382	Security systems services	55	(D)	(D)	(D)	GG
7383	News syndicates	5	10 257	1 917	495	62
7384	Photofinishing laboratories*	95	77 277	26 828	5 583	1 209
7384 pt.	Photofinishing laboratories, except "one-hour" (mini) labs*	41	(D)	(D)	(D)	FF
7384 pt.	One-hour (mini) photofinishing*	54	(D)	(D)	(D)	EE
7389	Business services, n.e.c.	950	1 058 077	315 111	76 374	13 894
7389 pt.	Sign painting shops	45	(D)	(D)	(D)	CC
7389 pt.	Interior designing	104	38 053	8 786	2 130	353
7389 pt.	Telephone answering services	49	(D)	(D)	(D)	EE
7389 pt.	Other business services	752	996 971	297 868	72 256	12 892
7389 pt.	Water softening and conditioning services	38	24 136	6 416	1 589	279
7389 pt.	Packaging and labeling services	65	176 970	39 094	8 483	1 702
7389 pt.	Trading stamp services	—	—	—	—	—
7389 pt.	Miscellaneous business services	649	795 865	252 358	62 184	10 911
7389 pt.	Convention and trade show services	43	28 503	8 981	2 980	409
7389 pt.	Private mail centers	31	14 647	4 300	1 075	461
7389 pt.	Miscellaneous business services, n.e.c.	575	752 715	239 077	58 129	10 041
75	Automotive repair, services, and parking	3 524	1 550 091	376 383	88 527	20 392
751	Automotive rental and leasing, without drivers	201	(D)	(D)	(D)	HH
7513	Truck rental and leasing, without drivers	83	(D)	(D)	(D)	FF
7513 pt.	Truck rental, without drivers	54	69 555	5 593	1 194	251
7513 pt.	Truck leasing, except finance leasing	29	(D)	(D)	(D)	FF
7514, 5	Passenger car rental and leasing	106	204 198	31 800	7 190	1 735
7514	Passenger car rental	83	(D)	(D)	(D)	GG
7515	Passenger car leasing	23	(D)	(D)	(D)	CC
7519	Utility trailer and recreational vehicle rental	12	(D)	(D)	(D)	BB
752	Automobile parking	127	(D)	(D)	(D)	FF
7521 pt.	Parking lots	92	(D)	(D)	(D)	EE
7521 pt.	Parking structures	35	(D)	(D)	(D)	FF
753	Automotive repair shops	2 476	923 691	256 945	60 280	11 842
7532	Top, body, and upholstery repair shops and paint shops	737	337 871	97 142	23 015	4 196
7532 pt.	Top and body repair shops	687	318 604	91 878	21 799	3 922
7532 pt.	Paint shops	50	19 267	5 264	1 216	274
7538	General automotive repair shops	970	298 064	82 651	19 736	4 098
7538 pt.	General automotive repair shops, except diesel	879	259 306	71 214	17 141	3 614
7538 pt.	Diesel repair shops	91	38 758	11 437	2 595	484

Table 7a. Summary Statistics for Firms Subject to Federal Income Tax for Metropolitan Areas: 1992 — Con.

[Includes only establishments with payroll. For meaning of abbreviations and symbols, see introductory text. For explanation of terms and comparability of 1987 and 1992 censuses, see appendix A. For definitions of CMSA's, MSA's, and PMSA's, see appendix D]

SIC code	Geographic area and kind of business or operation	Establishments (number)	Receipts (\$1,000)	Annual payroll (\$1,000)	First-quarter payroll (\$1,000)	Paid employees for pay period including March 12 (number)
DETROIT-ANN ARBOR-FLINT, MI CMSA — Con.						
75	Automotive repair, services, and parking — Con.					
753	Automotive repair shops — Con.					
7533, 4, 6, 7, 9	Other automotive repair shops -----	769	287 756	77 152	17 529	3 548
7533	Automotive exhaust system repair shops -----	239	92 611	24 062	5 327	1 104
7534	Tire retreading and repair shops -----	21	20 122	3 944	878	186
7536	Automotive glass replacement shops -----	144	65 224	17 805	4 255	769
7537	Automotive transmission repair shops -----	133	35 174	10 614	2 597	496
7539	Automotive repair shops, n.e.c. -----	232	74 625	20 727	4 472	993
7539 pt.	Radiator repair -----	60	21 283	5 328	1 240	267
7539 pt.	Brake, front end, and wheel alignment -----	80	(D)	(D)	(D)	EE
7539 pt.	Automotive electrical and fuel system services -----	68	16 782	4 812	1 112	279
7539 pt.	Carburetor repair shops -----	31	8 473	2 500	574	148
7539 pt.	Automotive electrical repair shops -----	37	8 309	2 312	538	131
7539 pt.	Other automotive repair shops, n.e.c. -----	24	(D)	(D)	(D)	BB
754	Automotive services, except repair -----	720	190 458	55 875	13 579	5 042
7542	Carwashes -----	383	85 194	24 668	6 067	2 906
7549	Automotive services, except repair and carwashes -----	337	105 264	31 207	7 512	2 136
7549 pt.	Lubrication shops -----	176	49 128	12 957	3 137	1 144
7549 pt.	Other automotive services -----	161	56 136	18 250	4 375	992
7549 pt.	Towing services -----	94	35 745	12 113	2 917	687
7549 pt.	Other automotive services, n.e.c. -----	67	20 391	6 137	1 458	305
76	Miscellaneous repair services -----	1 411	771 853	256 926	58 719	9 780
762	Electrical repair shops -----	376	238 114	84 742	19 765	3 209
7622	Radio and television repair shops -----	123	29 793	11 099	2 456	530
7623, 9	Other electrical and electronic repair shops -----	253	208 321	73 643	17 309	2 679
7623	Refrigeration and air-conditioning service and repair shops -----	50	42 136	12 350	2 889	403
7629	Electrical and electronic repair shops, n.e.c. -----	203	166 185	61 293	14 420	2 276
763	Watch, clock, and jewelry repair -----	54	7 042	1 783	461	145
764	Reupholstery and furniture repair -----	95	20 516	7 404	1 709	470
769	Miscellaneous repair and related services -----	886	506 181	162 997	36 784	5 956
7692	Welding repair -----	113	(D)	(D)	(D)	FF
7694	Armature rewinding shops -----	54	(D)	(D)	(D)	FF
7699	Repair shops and related services, n.e.c. -----	719	405 746	128 613	29 184	4 709
7699 pt.	Farm machinery and equipment repair -----	13	(D)	(D)	(D)	BB
7699 pt.	Lawnmower and other small gasoline engine repair -----	51	(D)	(D)	(D)	CC
7699 pt.	Sewer and septic tank cleaning services -----	57	25 406	7 837	1 772	338
7699 pt.	Other repair and related services, n.e.c. -----	598	366 927	116 856	26 558	4 159
78, 79, 84	Amusement and recreation services, including motion pictures and museums -----	1 909	1 522 164	395 689	81 160	22 526
781, 2	Motion picture production, distribution, and services -----	182	(D)	(D)	(D)	GG
7812 pt.	Motion picture production, except for television -----	69	43 047	11 450	3 412	292
7812 pt.	Motion picture and tape production for television -----	48	(D)	(D)	(D)	CC
7819	Services allied to motion picture production -----	49	306 372	42 649	10 261	1 338
7822 pt.	Motion picture film and tape distributors -----	12	(D)	(D)	(D)	EE
7822 pt.	Motion picture film exchanges -----	2	(D)	(D)	(D)	BB
7822 pt.	Video tape wholesalers -----	10	(D)	(D)	(D)	CC
7822 pt.	Film and tape distribution for television -----	1	(D)	(D)	(D)	AA
7829	Services allied to motion picture distribution -----	3	(D)	(D)	(D)	BB
783	Motion picture theaters -----	99	(D)	(D)	(D)	GG
7832	Motion picture theaters, except drive-in -----	94	(D)	(D)	(D)	GG
7833	Drive-in motion picture theaters -----	5	(D)	(D)	(D)	BB
784	Video tape rental -----	410	120 491	20 159	4 912	2 692
792	Theatrical producers (except motion picture), bands, orchestras, and entertainers -----	124	(D)	(D)	(D)	FF
7922	Theatrical producers (except motion picture) and miscellaneous theatrical services -----	59	40 041	10 769	1 878	513
7922 pt.	Producers of live theatrical productions -----	16	(D)	(D)	(D)	CC
7922 pt.	Producers of radio and television shows, except tape producers -----	2	(D)	(D)	(D)	BB
7922 pt.	Artists' and entertainers' managers or agents, concert bureaus, booking agents -----	26	(D)	(D)	(D)	BB
7922 pt.	Other theatrical services -----	15	(D)	(D)	(D)	EE
7929	Bands, orchestras, actors, and other entertainers and entertainment groups -----	65	(D)	(D)	(D)	CC
7929 pt.	Dance groups and artists -----	-	-	-	-	-
7929 pt.	Symphony orchestras, opera companies, and chamber music organizations -----	-	-	-	-	-
7929 pt.	Other music and entertainment presentations -----	65	(D)	(D)	(D)	CC
7929 pt.	Other music groups and artists -----	27	(D)	(D)	(D)	BB
7929 pt.	Other entertainers and entertainment groups -----	38	(D)	(D)	(D)	BB
793	Bowling centers -----	184	117 226	30 959	8 772	3 622
79 ex. 792, 3, 84	Commercial sports and other amusement and recreation services, including museums -----	910	666 755	242 124	43 186	11 135
794	Commercial sports -----	58	265 914	137 934	22 695	2 788
7941	Professional sports clubs, managers, promoters -----	21	(D)	(D)	(D)	GG
7941 pt.	Baseball clubs -----	1	(D)	(D)	(D)	CC
7941 pt.	Football clubs -----	1	(D)	(D)	(D)	BB
7941 pt.	Other professional sports clubs -----	3	(D)	(D)	(D)	BB
7941 pt.	Managers and promoters -----	16	(D)	(D)	(D)	GG
7948	Racing, including track operation -----	37	(D)	(D)	(D)	GG
7948 pt.	Auto racetrack operation -----	6	(D)	(D)	(D)	BB
7948 pt.	Horse racetrack operation -----	5	(D)	(D)	(D)	FF
7948 pt.	Dog racetrack operation -----	-	-	-	-	-
7948 pt.	Racing stables and racing, n.e.c. -----	26	(D)	(D)	(D)	CC

Table 7a. Summary Statistics for Firms Subject to Federal Income Tax for Metropolitan Areas: 1992 — Con.

[Includes only establishments with payroll. For meaning of abbreviations and symbols, see introductory text. For explanation of terms and comparability of 1987 and 1992 censuses, see appendix A. For definitions of CMSA's, MSA's, and PMSA's, see appendix D]

SIC code	Geographic area and kind of business or operation	Establishments (number)	Receipts (\$1,000)	Annual payroll (\$1,000)	First-quarter payroll (\$1,000)	Paid employees for pay period including March 12 (number)
DETROIT-ANN ARBOR-FLINT, MI CMSA — Con.						
78, 79, 84	Amusement and recreation services, including motion pictures and museums—Con.					
79 ex. 792, 3; 84	Commercial sports and other amusement and recreation services, including museums—Con.					
79 ex. 792, 3, 4; 84	Other amusement and recreation services, including museums	852	400 841	104 190	20 491	8 347
791	Dance studios, schools, and halls	91	10 078	2 535	675	421
7991	Physical fitness facilities	160	71 095	14 611	3 560	1 607
7991 pt.	Physical fitness centers, except gymnasiums and athletic clubs	143	67 920	13 754	3 354	1 482
7991 pt.	Gymnasiums and athletic clubs	17	3 175	857	206	125
7992	Public golf courses	117	88 110	22 425	2 645	994
7993	Coin-operated amusement devices	55	21 373	4 960	1 203	362
7996	Amusement parks	17	8 013	1 377	167	93
7997	Membership sports and recreation clubs	118	102 611	36 764	7 352	2 549
7999, 84	Amusement and recreation services, including museums, n.e.c.	294	99 561	21 518	4 889	2 321
7999 pt.	Concession operators of amusement devices and rides	6	(D)	(D)	(D)	AA
7999 pt.	Carnivals, circuses, and fairs	3	(D)	(D)	(D)	AA
7999 pt.	Carnivals and circuses	2	(D)	(D)	(D)	AA
7999 pt., 84	Fairs	1	(D)	(D)	(D)	AA
7999 pt., 84	Other recreation and amusements, including museums	285	(D)	(D)	(D)	GG
	Museums, art galleries, and botanical and zoological gardens	3	(D)	(D)	(D)	AA
841	Museums and art galleries	2	(D)	(D)	(D)	AA
842	Arboreta and botanical or zoological gardens	1	(D)	(D)	(D)	AA
7999 pt.	Roller skating rinks	31	(D)	(D)	(D)	FF
7999 pt.	Ice skating rinks	5	5 205	862	243	91
7999 pt.	Other amusement and recreation services, n.e.c.	246	81 169	17 424	3 847	1 712
80	Health services	9 421	5 452 203	2 550 001	526 987	84 065
801	Offices and clinics of doctors of medicine	3 634	2 364 920	1 207 626	231 608	23 222
8011 pt.	Offices of doctors of medicine	3 545	(D)	(D)	(D)	JJ
8011 pt.	General medical clinics	89	(D)	(D)	(D)	GG
802	Offices and clinics of dentists	2 576	900 095	383 020	82 144	15 571
8021 pt.	Offices of dentists	2 555	(D)	(D)	(D)	JJ
8021 pt.	Dental clinics	21	(D)	(D)	(D)	CC
803	Offices and clinics of doctors of osteopathy	736	426 976	225 691	45 010	5 554
8031 pt.	Offices of osteopathic physicians	712	405 930	214 953	43 141	5 259
8031 pt.	Osteopathic clinics	24	21 046	10 738	1 869	295
804	Offices and clinics of other health practitioners	1 517	440 466	163 773	34 773	6 742
8041	Offices and clinics of chiropractors	525	92 919	28 264	6 470	1 526
8042	Offices and clinics of optometrists	293	114 396	34 926	7 964	1 499
8043	Offices and clinics of podiatrists	305	88 458	37 138	7 274	1 334
8049	Offices and clinics of health practitioners, n.e.c.	394	144 693	63 445	13 065	2 383
805	Nursing and personal care facilities	212	514 490	252 994	60 688	18 587
8051	Skilled nursing care facilities	154	(D)	(D)	(D)	JJ
8052	Intermediate care facilities	40	(D)	(D)	(D)	GG
8059	Nursing and personal care facilities, n.e.c.	18	(D)	(D)	(D)	EE
806	Hospitals	7	53 879	21 438	4 708	1 031
8062	General medical and surgical hospitals	—	—	—	—	—
8063, 9	Specialty hospitals	7	53 879	21 438	4 708	1 031
8063	Psychiatric hospitals	5	(D)	(D)	(D)	FF
8069	Specialty hospitals, except psychiatric	2	(D)	(D)	(D)	EE
807, 8, 9	Other health services	739	751 377	295 459	68 056	13 358
807	Medical and dental laboratories	330	372 297	127 141	29 757	5 078
8071	Medical laboratories	149	320 558	104 009	24 235	4 040
8072	Dental laboratories	181	51 739	23 132	5 522	1 038
808	Home health care services	134	132 890	66 476	15 386	4 631
809	Miscellaneous health and allied services, n.e.c.	275	246 190	101 842	22 913	3 649
8092	Kidney dialysis centers	12	(D)	(D)	(D)	EE
8093	Specialty outpatient facilities, n.e.c.	173	120 878	56 513	11 521	2 089
8099	Health and allied services, n.e.c.	90	(D)	(D)	(D)	GG
81	Legal services	2 938	1 796 047	825 951	166 152	17 279
823, 4, 9	Selected educational services	362	(D)	(D)	(D)	HH
823	Libraries	—	—	—	—	—
824	Vocational schools	149	127 178	51 818	12 593	2 221
8243	Data processing schools	51	53 435	24 825	5 822	950
8244	Business and secretarial schools	27	(D)	(D)	(D)	EE
8249	Vocational schools, n.e.c.	71	(D)	(D)	(D)	FF
829	Schools and educational services, n.e.c.	213	(D)	(D)	(D)	GG
83	Social services	1 275	245 482	104 895	24 867	10 299
835	Child day care services	666	86 344	39 674	9 213	5 229
832, 3, 6, 9	Other social services	609	159 138	65 221	15 654	5 070
832	Individual and family social services	169	(D)	(D)	(D)	FF
833	Job training and vocational rehabilitation services	48	31 214	15 742	3 804	693
836	Residential care	370	94 353	35 221	8 496	3 494
839	Social services, n.e.c.	22	(D)	(D)	(D)	BB

Table 7a. Summary Statistics for Firms Subject to Federal Income Tax for Metropolitan Areas: 1992 — Con.

[Includes only establishments with payroll. For meaning of abbreviations and symbols, see introductory text. For explanation of terms and comparability of 1987 and 1992 censuses, see appendix A. For definitions of CMSA's, MSA's, and PMSA's, see appendix D]

SIC code	Geographic area and kind of business or operation	Establishments (number)	Receipts (\$1,000)	Annual payroll (\$1,000)	First-quarter payroll (\$1,000)	Paid employees for pay period including March 12 (number)
DETROIT-ANN ARBOR-FLINT, MI CMSA — Con.						
87 ex. 8733	Engineering, accounting, research, management, and related services (except noncommercial research organizations) -----	4 741	4 839 512	2 132 084	486 469	58 560
871	Engineering, architectural, and surveying services -----	1 603	2 394 522	1 128 030	260 592	26 298
8711	Engineering services -----	1 190	2 149 560	1 018 843	233 771	23 195
8712	Architectural services -----	333	211 045	93 112	23 383	2 499
8713	Surveying services -----	80	33 917	16 075	3 438	604
872	Accounting, auditing, and bookkeeping services -----	1 489	725 074	315 466	71 232	10 121
873 ex. 8733	Research, development, and testing services (except noncommercial research organizations) -----	249	555 193	219 188	48 362	8 304
8731	Commercial physical and biological research -----	72	(D)	(D)	(D)	GG
8731 pt.	Commercial physical research -----	52	(D)	(D)	(D)	GG
8731 pt.	Commercial medical and biological research -----	20	(D)	(D)	(D)	CC
8732	Commercial economic, sociological, and educational research -----	85	(D)	(D)	(D)	HH
8734	Testing laboratories -----	92	(D)	(D)	(D)	GG
874	Management and public relations services -----	1 400	1 164 723	469 400	106 283	13 837
8741	Management services -----	395	424 955	184 252	42 517	7 239
8742	Management consulting services -----	695	513 544	201 768	43 649	4 698
8743	Public relations services -----	82	(D)	(D)	(D)	EE
8744	Facilities support management services -----	2	(D)	(D)	(D)	FF
8748	Business consulting services, n.e.c. -----	226	(D)	(D)	(D)	FF
89	Services, n.e.c. -----	297	(D)	(D)	(D)	GG
8999 pt.	Scientific and related consulting services, except environmental -----	58	(D)	(D)	(D)	EE
8999 pt.	Other services -----	239	102 440	32 566	6 937	1 223
8999 pt.	Environmental consulting -----	69	64 326	20 039	4 372	642
8999 pt.	Authors, composers, and other arts-related services -----	39	11 741	2 786	598	136
8999 pt.	Other services, n.e.c. -----	131	26 373	9 741	1 967	445
Ann Arbor, MI PMSA						
	Total -----	3 770	2 026 219	841 019	182 229	33 744
70 ex. 704	Hotels, rooming houses, camps, and other lodging places (except membership lodging) -----	54	64 331	18 235	3 829	1 553
7011	Hotels and motels -----	46	61 105	17 462	3 702	1 498
7011 pt.	Hotels -----	23	48 755	14 582	3 073	1 216
7011 pt.	Hotels, 25 guestrooms or more -----	20	47 861	14 422	3 032	1 191
7011 pt.	Hotels, less than 25 guestrooms -----	3	894	160	41	25
7011 pt.	Motels, motor hotels, and tourist courts -----	23	12 350	2 880	629	282
7011 pt.	Motels, tourist courts -----	20	9 260	2 002	427	188
7011 pt.	Motor hotels -----	3	3 090	878	202	94
702, 3	Other lodging places -----	8	3 226	773	127	55
702	Rooming and boarding houses -----	—	—	—	—	—
703	Camps and recreational vehicle parks -----	8	3 226	773	127	55
72	Personal services -----	370	68 575	22 255	5 274	2 211
721	Laundry, cleaning, and garment services -----	116	22 325	6 737	1 575	643
7211	Power laundries, family and commercial* -----	2	(D)	(D)	(D)	AA
7213	Linen supply* -----	—	—	—	—	—
7215	Coin-operated laundries and drycleaning -----	28	3 970	978	254	127
7216	Drycleaning plants, except rug cleaning* -----	45	9 223	3 077	756	311
7217	Carpet and upholstery cleaning -----	25	3 178	1 064	236	141
7218	Industrial laundrers* -----	2	(D)	(D)	(D)	BB
7212, 9	Other laundry, cleaning, and garment services* -----	14	(D)	(D)	(D)	BB
7212	Garment pressing, and agents for laundries and drycleaners -----	4	567	191	6	1
7219	Laundry and garment services, n.e.c.* -----	10	(D)	(D)	(D)	BB
722	Photographic studios, portrait -----	23	4 109	872	160	87
723, 4	Beauty and barber shops -----	154	21 546	9 082	2 119	835
723	Beauty shops -----	152	(D)	(D)	(D)	FF
724	Barber shops -----	2	(D)	(D)	(D)	AA
725	Shoe repair shops and shoeshine parlors -----	3	(D)	(D)	(D)	AA
726	Funeral service and crematories -----	28	11 566	2 983	683	169
729	Miscellaneous personal services -----	46	(D)	(D)	(D)	EE
7291	Tax return preparation services -----	13	2 632	1 186	440	317
7299	Miscellaneous personal services, n.e.c. -----	33	(D)	(D)	(D)	CC
73	Business services -----	658	529 271	240 813	53 001	10 705
731	Advertising -----	27	12 907	5 114	1 067	176
7311	Advertising agencies -----	20	9 704	4 352	912	137
7312	Outdoor advertising services -----	1	(D)	(D)	(D)	AA
7313	Radio, television, publishers' advertising representatives -----	4	2 237	381	106	29
7319	Advertising, n.e.c. -----	2	(D)	(D)	(D)	AA
732	Consumer credit reporting agencies, mercantile reporting agencies, and adjustment and collection agencies -----	14	5 689	3 143	562	112
7322	Adjustment and collection services -----	11	(D)	(D)	(D)	BB
7323	Credit reporting services -----	3	(D)	(D)	(D)	BB
733	Mailing, reproduction, commercial art and photography, and stenographic services -----	58	23 702	6 089	1 552	338
7331	Direct mail advertising services -----	5	(D)	(D)	(D)	BB
7334	Photocopying and duplicating services -----	16	8 553	2 402	685	154
7335, 6	Commercial photography, art, and graphics -----	27	7 316	1 856	406	88
7335	Commercial photography -----	7	1 218	302	76	15
7336	Commercial art and graphic design -----	20	6 098	1 554	330	73
7338	Secretarial and court reporting services -----	10	(D)	(D)	(D)	BB

Table 7a. Summary Statistics for Firms Subject to Federal Income Tax for Metropolitan Areas: 1992 — Con.

[Includes only establishments with payroll. For meaning of abbreviations and symbols, see introductory text. For explanation of terms and comparability of 1987 and 1992 censuses, see appendix A. For definitions of CMSA's, MSA's, and PMSA's, see appendix D]

SIC code	Geographic area and kind of business or operation	Establishments (number)	Receipts (\$1,000)	Annual payroll (\$1,000)	First-quarter payroll (\$1,000)	Paid employees for pay period including March 12 (number)
DETROIT-ANN ARBOR-FLINT, MI CMSA — Con.						
Ann Arbor, MI PMSA — Con.						
73	Business services — Con.					
734	Services to dwellings and other buildings	128	33 615	17 342	3 862	1 587
7342	Disinfecting and pest control services	10	1 334	495	95	28
7349	Building cleaning and maintenance services, n.e.c.	118	32 281	16 847	3 767	1 559
735	Miscellaneous equipment rental and leasing	40	25 350	7 067	1 696	340
7352	Medical equipment rental and leasing	5	5 085	1 522	357	61
7353	Heavy construction equipment rental and leasing	3	4 496	1 835	503	42
7359	Equipment rental and leasing, n.e.c.	32	15 769	3 710	836	237
736	Personnel supply services	73	125 687	87 949	17 363	4 428
7361	Employment agencies	25	4 168	2 071	418	67
7363	Help supply services	48	121 519	85 878	16 945	4 361
7363 pt.	Temporary help supply	36	108 597	75 794	14 993	3 932
7363 pt.	Help supply, except temporary	12	12 922	10 084	1 952	429
737	Computer programming, data processing, and other computer related services	193	255 839	97 040	23 261	2 560
7371, 2, 3	Computer programming, prepackaged software, and integrated systems	139	164 411	72 041	16 988	1 622
7371	Computer programming services	81	76 712	40 186	8 880	894
7372	Prepackaged software	35	52 135	20 629	5 384	445
7373	Computer integrated systems	23	35 564	11 226	2 724	283
7374, 5, 6	Data processing services	26	(D)	(D)	(D)	FF
7374, 5	Computer processing, information retrieval	25	(D)	(D)	(D)	FF
7376	Computer facilities management services	1	(D)	(D)	(D)	AA
7377, 8, 9	Computer rental and leasing, maintenance, and related services, n.e.c.	28	(D)	(D)	(D)	CC
7377	Computer rental and leasing	3	(D)	(D)	(D)	AA
7378	Computer maintenance and repair	7	3 558	1 173	286	46
7379	Computer related services, n.e.c.	18	(D)	(D)	(D)	BB
738	Miscellaneous business services	125	46 482	17 069	3 638	1 164
7381, 2	Detective agencies and protective services	25	10 576	4 824	1 109	536
7381	Detective, guard, and armored car services	21	(D)	(D)	(D)	EE
7382	Security systems services	4	(D)	(D)	(D)	BB
7383	News syndicates	—	—	—	—	—
7384	Photofinishing laboratories*	6	1 804	647	163	48
7389	Business services, n.e.c.	94	34 102	11 598	2 366	580
7389 pt.	Sign painting shops	6	566	152	69	12
7389 pt.	Interior designing	9	1 856	414	84	22
7389 pt.	Telephone answering services	6	1 170	568	149	63
7389 pt.	Other business services	73	30 510	10 464	2 064	483
75	Automotive repair, services, and parking	323	109 356	27 012	6 475	1 549
751	Automotive rental and leasing, without drivers	16	6 613	979	193	43
7513	Truck rental and leasing, without drivers	4	3 456	264	43	9
7514, 5	Passenger car rental and leasing	12	3 157	715	150	34
7514	Passenger car rental	11	(D)	(D)	(D)	BB
7515	Passenger car leasing	1	(D)	(D)	(D)	AA
7519	Utility trailer and recreational vehicle rental	—	—	—	—	—
752	Automobile parking	—	—	—	—	—
753	Automotive repair shops	240	84 462	21 433	5 170	1 053
7532	Top, body, and upholstery repair shops and paint shops	81	27 822	7 141	1 799	332
7532 pt.	Top and body repair shops	76	27 141	6 998	1 754	319
7532 pt.	Paint shops	5	681	143	45	13
7538	General automotive repair shops	98	30 561	7 549	1 913	399
7538 pt.	General automotive repair shops, except diesel	90	27 639	6 766	1 720	361
7538 pt.	Diesel repair shops	8	2 922	783	193	38
7533, 4, 6, 7, 9	Other automotive repair shops	61	26 079	6 743	1 458	322
7533	Automotive exhaust system repair shops	21	11 799	3 030	611	121
7534	Tire retreading and repair shops	3	(D)	(D)	(D)	BB
7536	Automotive glass replacement shops	9	3 584	782	194	33
7537	Automotive transmission repair shops	9	2 581	798	185	35
7539	Automotive repair shops, n.e.c.	19	(D)	(D)	(D)	BB
7539 pt.	Radiator repair	6	1 438	341	93	25
7539 pt.	Brake, front end, and wheel alignment	5	(D)	(D)	(D)	AA
7539 pt.	Automotive electrical and fuel system services	7	1 429	392	83	24
7539 pt.	Other automotive repair shops, n.e.c.	1	(D)	(D)	(D)	AA
754	Automotive services, except repair	67	18 281	4 600	1 112	453
7542	Carwashes	38	10 140	2 212	527	297
7549	Automotive services, except repair and carwashes	29	8 141	2 388	585	156
76	Miscellaneous repair services	110	42 838	13 131	3 172	575
762	Electrical repair shops	23	8 366	3 145	699	140
7622	Radio and television repair shops	6	2 231	930	209	61
7623, 9	Other electrical and electronic repair shops	17	6 135	2 215	490	79
7623	Refrigeration and air-conditioning service and repair shops	3	(D)	(D)	(D)	AA
7629	Electrical and electronic repair shops, n.e.c.	14	(D)	(D)	(D)	BB
763	Watch, clock, and jewelry repair	1	(D)	(D)	(D)	AA
764	Reupholstery and furniture repair	10	(D)	(D)	(D)	BB
769	Miscellaneous repair and related services	76	(D)	(D)	(D)	EE
7692	Welding repair	8	2 222	799	232	49
7694	Armature rewinding shops	1	(D)	(D)	(D)	AA
7699	Repair shops and related services, n.e.c.	67	(D)	(D)	(D)	EE

Table 7a. Summary Statistics for Firms Subject to Federal Income Tax for Metropolitan Areas: 1992 — Con.

[Includes only establishments with payroll. For meaning of abbreviations and symbols, see introductory text. For explanation of terms and comparability of 1987 and 1992 censuses, see appendix A. For definitions of CMSA's, MSA's, and PMSA's, see appendix D]

SIC code	Geographic area and kind of business or operation	Establishments (number)	Receipts (\$1,000)	Annual payroll (\$1,000)	First-quarter payroll (\$1,000)	Paid employees for pay period including March 12 (number)
DETROIT-ANN ARBOR-FLINT, MI CMSA — Con.						
Ann Arbor, MI PMSA — Con.						
78, 79, 84	Amusement and recreation services, including motion pictures and museums	247	115 735	27 049	5 634	2 319
781, 2	Motion picture production, distribution, and services	23	7 208	1 878	414	56
783	Motion picture theaters	9	15 657	1 810	442	291
7832	Motion picture theaters, except drive-in	9	15 657	1 810	442	291
7833	Drive-in motion picture theaters	—	—	—	—	—
784	Video tape rental	40	18 003	3 835	800	461
792	Theatrical producers (except motion picture), bands, orchestras, and entertainers	15	5 967	1 967	351	64
7922	Theatrical producers (except motion picture) and miscellaneous theatrical services	6	3 153	1 084	167	37
7929	Bands, orchestras, actors, and other entertainers and entertainment groups	9	2 814	883	184	27
793	Bowling centers	20	9 610	2 656	812	354
79 ex. 792, 3; 84	Commercial sports and other amusement and recreation services, including museums	140	59 290	14 903	2 815	1 093
794	Commercial sports	6	1 372	432	210	18
7941	Professional sports clubs, managers, promoters	3	(D)	(D)	(D)	AA
7948	Racing, including track operation	3	(D)	(D)	(D)	AA
79 ex. 792, 3, 4; 84	Other amusement and recreation services, including museums	134	57 918	14 471	2 605	1 075
791	Dance studios, schools, and halls	7	957	245	65	38
7991	Physical fitness facilities	16	5 783	965	257	137
7992	Public golf courses	30	22 840	5 960	661	296
7993	Coin-operated amusement devices	7	1 412	298	89	27
7996	Amusement parks	3	(D)	(D)	(D)	BB
7997	Membership sports and recreation clubs	17	11 903	3 936	673	312
7999, 84	Amusement and recreation services, including museums, n.e.c.	54	(D)	(D)	(D)	CC
7999 pt.	Concession operators of amusement devices and rides	2	(D)	(D)	(D)	AA
7999 pt., 84	Carnivals, circuses, and fairs	—	—	—	—	—
7999 pt., 84	Other recreation and amusements, including museums	52	(D)	(D)	(D)	CC
80	Health services	932	485 426	241 704	50 417	7 282
801	Offices and clinics of doctors of medicine	363	235 201	133 968	26 266	2 258
8011 pt.	Offices of doctors of medicine	354	227 113	128 431	25 307	2 173
8011 pt.	General medical clinics	9	8 088	5 537	959	85
802	Offices and clinics of dentists	273	83 320	34 347	7 405	1 475
803	Offices and clinics of doctors of osteopathy	39	16 855	7 563	1 590	284
804	Offices and clinics of other health practitioners	164	38 074	14 389	2 935	642
8041	Offices and clinics of chiropractors	65	9 345	2 587	597	153
8042	Offices and clinics of optometrists	34	11 196	3 216	778	146
8043	Offices and clinics of podiatrists	18	4 946	2 216	427	70
8049	Offices and clinics of health practitioners, n.e.c.	47	12 587	6 370	1 133	273
805	Nursing and personal care facilities	15	38 333	19 929	4 162	1 199
8051	Skilled nursing care facilities	11	(D)	(D)	(D)	GG
8052	Intermediate care facilities	3	(D)	(D)	(D)	CC
8059	Nursing and personal care facilities, n.e.c.	1	(D)	(D)	(D)	AA
806	Hospitals	—	—	—	—	—
8062	General medical and surgical hospitals	—	—	—	—	—
8063, 9	Specialty hospitals	—	—	—	—	—
807, 8, 9	Other health services	78	73 643	31 508	8 059	1 424
807	Medical and dental laboratories	20	5 302	1 640	482	98
8071	Medical laboratories	7	2 611	440	195	39
8072	Dental laboratories	13	2 691	1 200	287	59
808	Home health care services	17	9 099	5 431	1 161	561
809	Miscellaneous health and allied services, n.e.c.	41	59 242	24 437	6 416	765
8092	Kidney dialysis centers	2	(D)	(D)	(D)	BB
8093	Specialty outpatient facilities, n.e.c.	22	9 469	3 019	638	131
8099	Health and allied services, n.e.c.	17	(D)	(D)	(D)	FF
81	Legal services	252	88 270	35 671	6 898	1 036
823, 4, 9	Selected educational services	38	9 921	3 163	717	205
823	Libraries	—	—	—	—	—
824	Vocational schools	10	6 229	1 785	375	79
829	Schools and educational services, n.e.c.	28	3 692	1 378	342	126
83	Social services	199	30 206	14 075	3 253	1 422
835	Child day care services	112	12 079	5 913	1 401	757
832, 3, 6, 9	Other social services	87	18 127	8 162	1 852	665

Table 7a. Summary Statistics for Firms Subject to Federal Income Tax for Metropolitan Areas: 1992 — Con.

[Includes only establishments with payroll. For meaning of abbreviations and symbols, see introductory text. For explanation of terms and comparability of 1987 and 1992 censuses, see appendix A. For definitions of CMSA's, MSA's, and PMSA's, see appendix D]

SIC code	Geographic area and kind of business or operation	Establishments (number)	Receipts (\$1,000)	Annual payroll (\$1,000)	First-quarter payroll (\$1,000)	Paid employees for pay period including March 12 (number)
DETROIT-ANN ARBOR-FLINT, MI CMSA — Con.						
Ann Arbor, MI PMSA — Con.						
87 ex. 8733	Engineering, accounting, research, management, and related services (except noncommercial research organizations) -----	539	462 058	189 810	42 011	4 642
871	Engineering, architectural, and surveying services -----	166	134 114	62 433	13 336	1 542
8711	Engineering services -----	110	110 414	52 762	11 137	1 200
8712	Architectural services -----	44	21 057	8 331	1 930	272
8713	Surveying services -----	12	2 643	1 340	269	70
872	Accounting, auditing, and bookkeeping services -----	118	34 409	15 995	3 635	580
873 ex. 8733	Research, development, and testing services (except noncommercial research organizations) -----	56	159 813	60 900	13 513	1 330
8731	Commercial physical and biological research -----	25	(D)	(D)	(D)	FF
8732	Commercial economic, sociological, and educational research -----	11	(D)	(D)	(D)	CC
8734	Testing laboratories -----	20	26 759	10 302	2 230	308
874	Management and public relations services -----	199	133 722	50 482	11 527	1 190
8741	Management services -----	43	34 384	14 020	3 407	326
8742	Management consulting services -----	109	88 055	32 285	7 280	747
8743	Public relations services -----	7	783	218	39	7
8744	Facilities support management services -----	—	—	—	—	—
8748	Business consulting services, n.e.c. -----	40	10 500	3 959	801	110
89	Services, n.e.c. -----	48	20 232	8 101	1 548	245
Detroit, MI PMSA						
Total -----		29 651	21 167 782	8 598 441	1 918 152	337 524
70 ex. 704	Hotels, rooming houses, camps, and other lodging places (except membership lodging) -----	389	486 931	145 919	34 266	12 251
7011	Hotels and motels -----	341	477 002	143 585	33 867	12 063
7011 pt.	Hotels -----	138	390 240	122 281	28 813	9 824
7011 pt.	Hotels, 25 guestrooms or more -----	125	388 750	121 949	28 741	9 777
7011 pt.	Hotels, less than 25 guestrooms -----	13	1 490	332	72	47
7011 pt.	Motels, motor hotels, and tourist courts -----	203	86 762	21 304	5 054	2 239
7011 pt.	Motels, tourist courts -----	174	71 667	18 315	4 339	1 855
7011 pt.	Motor hotels -----	29	15 095	2 989	715	384
702, 3	Other lodging places -----	48	9 929	2 334	399	188
702	Rooming and boarding houses -----	12	1 023	222	52	30
703	Camps and recreational vehicle parks -----	36	8 906	2 112	347	158
7032	Sporting and recreational camps -----	11	4 525	1 291	237	106
7033	Recreational vehicle parks and campsites -----	25	4 381	821	110	52
72	Personal services -----	3 103	772 952	267 701	63 299	22 087
721	Laundry, cleaning, and garment services -----	945	316 704	107 251	25 092	7 726
7211	Power laundries, family and commercial* -----	27	18 883	7 551	1 834	484
7213	Linen supply* -----	31	55 377	21 952	5 368	1 112
7215	Coin-operated laundries and drycleaning -----	184	43 797	8 678	1 943	789
7215 pt.	Coin-operated laundries and drycleaning stores -----	170	20 255	5 630	1 237	654
7215 pt.	Coin-operated laundry routes -----	14	23 542	3 048	706	135
7216	Drycleaning plants, except rug cleaning* -----	441	88 192	28 612	6 634	2 837
7217	Carpet and upholstery cleaning -----	117	20 663	7 105	1 430	499
7218	Industrial laundrers* -----	22	74 490	28 661	6 879	1 699
7212, 9	Other laundry, cleaning, and garment services* -----	123	15 302	4 692	1 004	336
7212	Garment pressing, and agents for laundries and drycleaners -----	46	4 695	985	195	107
7219	Laundry and garment services, n.e.c.* -----	77	10 607	3 707	809	229
722	Photographic studios, portrait -----	180	47 148	11 638	2 541	974
723, 4	Beauty and barber shops -----	1 321	193 953	84 748	19 358	7 342
723	Beauty shops -----	1 271	188 230	82 189	18 738	7 176
724	Barber shops -----	50	5 723	2 559	620	166
725	Shoe repair shops and shoeshine parlors -----	40	3 806	1 197	312	96
726	Funeral service and crematories -----	202	131 121	35 030	8 069	1 702
729	Miscellaneous personal services -----	415	80 220	27 837	7 927	4 247
7291	Tax return preparation services -----	105	21 656	10 295	4 065	2 721
7299	Miscellaneous personal services, n.e.c. -----	310	58 564	17 542	3 862	1 526
7299 pt.	Massage parlors, tanning salons, and saunas -----	95	8 345	2 286	482	323
7299 pt.	Other personal services -----	215	50 219	15 256	3 380	1 203
7299 pt.	Diet and weight reducing services -----	59	11 355	3 049	598	202
7299 pt.	Formal wear rental -----	43	11 436	2 346	625	210
7299 pt.	Other personal services, n.e.c. -----	113	27 428	9 861	2 157	791
73	Business services -----	5 002	5 640 566	2 360 372	559 826	109 480
731	Advertising -----	367	693 858	258 252	61 328	6 797
7311	Advertising agencies -----	261	586 784	228 536	54 750	5 181
7312	Outdoor advertising services -----	11	35 950	6 927	1 514	350
7313	Radio, television, publishers' advertising representatives -----	52	41 850	12 994	2 715	263
7313 pt.	Radio, television advertising representatives -----	23	23 444	7 043	1 528	149
7313 pt.	Publishers' advertising representatives -----	29	18 406	5 951	1 187	114
7319	Advertising, n.e.c. -----	43	29 274	9 795	2 349	1 003
732	Consumer credit reporting agencies, mercantile reporting agencies, and adjustment and collection agencies -----	85	57 624	19 589	4 508	816
7322	Adjustment and collection services -----	65	37 023	15 379	3 420	616
7323	Credit reporting services -----	20	20 601	4 210	1 088	200

Table 7a. Summary Statistics for Firms Subject to Federal Income Tax for Metropolitan Areas: 1992 — Con.

[Includes only establishments with payroll. For meaning of abbreviations and symbols, see introductory text. For explanation of terms and comparability of 1987 and 1992 censuses, see appendix A. For definitions of CMSA's, MSA's, and PMSA's, see appendix D]

SIC code	Geographic area and kind of business or operation	Establishments (number)	Receipts (\$1,000)	Annual payroll (\$1,000)	First-quarter payroll (\$1,000)	Paid employees for pay period including March 12 (number)
DETROIT-ANN ARBOR-FLINT, MI CMSA — Con.						
Detroit, MI PMSA — Con.						
73	Business services — Con.					
733	Mailing, reproduction, commercial art and photography, and stenographic services -----	574	433 497	141 097	32 705	5 200
7331	Direct mail advertising services -----	52	120 335	29 134	6 720	1 246
7331 pt.	Mailing list compilers, brokers, and managers -----	6	4 952	1 353	289	37
7331 pt.	Direct mail advertising services, except mailing list services -----	46	115 383	27 781	6 431	1 209
7334	Photocopying and duplicating services -----	73	67 830	24 094	5 537	1 048
7334 pt.	Blueprinting and photocopying services -----	68	67 033	23 879	5 482	1 032
7334 pt.	Duplicating services, except printing and photocopying -----	5	797	215	55	16
7335, 6	Commercial photography, art, and graphics -----	327	206 612	75 084	17 506	2 332
7335	Commercial photography -----	83	26 921	6 891	1 282	246
7336	Commercial art and graphic design -----	244	179 691	68 193	16 224	2 086
7336 pt.	Commercial art -----	67	53 143	25 874	6 052	779
7336 pt.	Graphic arts and related design -----	177	126 548	42 319	10 172	1 307
7338	Secretarial and court reporting services -----	122	38 720	12 785	2 942	574
734	Services to dwellings and other buildings -----	915	318 133	148 739	35 603	12 464
7342	Disinfecting and pest control services -----	71	27 691	11 042	2 267	578
7349	Building cleaning and maintenance services, n.e.c. -----	844	290 442	137 697	33 336	11 886
735	Miscellaneous equipment rental and leasing -----	353	358 882	84 554	20 053	3 035
7352	Medical equipment rental and leasing -----	56	72 552	20 833	4 862	724
7353	Heavy construction equipment rental and leasing -----	60	106 304	17 276	4 085	442
7353 pt.	Rental and leasing of heavy construction equipment without operators -----	37	43 978	9 823	2 404	281
7353 pt.	Rental and leasing of heavy construction equipment with operators -----	23	62 326	7 453	1 681	161
7359	Equipment rental and leasing, n.e.c. -----	237	180 026	46 445	11 106	1 869
7359 pt.	Equipment rental -----	204	151 315	42 242	9 994	1 677
7359 pt.	Rent-to-own -----	43	21 969	4 251	916	195
7359 pt.	Equipment rental, except rent-to-own -----	161	129 346	37 991	9 078	1 482
7359 pt.	Equipment leasing, except finance leasing -----	33	28 711	4 203	1 112	192
736	Personnel supply services -----	598	760 506	514 205	109 871	37 058
7361	Employment agencies -----	196	56 630	24 460	5 206	968
7363	Help supply services -----	402	703 876	489 745	104 665	36 090
7363 pt.	Temporary help supply -----	326	538 520	365 840	78 019	30 446
7363 pt.	Help supply, except temporary -----	76	165 356	123 905	26 646	5 644
7363 pt.	Employee leasing -----	63	132 981	103 166	21 920	4 940
7363 pt.	Other help supply services -----	13	32 375	20 739	4 726	704
737	Computer programming, data processing, and other computer related services -----	982	1 787 174	765 866	192 871	20 578
7371, 2, 3	Computer programming, prepackaged software, and integrated systems -----	548	831 464	324 020	69 234	6 727
7371	Computer programming services -----	359	297 242	160 792	32 516	3 306
7372	Prepackaged software -----	103	354 342	105 703	23 535	2 005
7373	Computer integrated systems -----	86	179 880	57 525	13 183	1 416
7374, 5, 6	Data processing services -----	213	683 986	342 200	100 204	11 538
7374, 5	Computer processing, information retrieval -----	195	616 237	314 679	93 488	10 685
7374	Computer processing and data preparation and processing services -----	184	592 481	306 781	91 506	10 437
7375	Information retrieval services -----	11	7 756	7 898	1 982	248
7376	Computer facilities management services -----	18	67 749	27 521	6 716	853
7377, 8, 9	Computer rental and leasing, maintenance, and related services, n.e.c. -----	221	271 724	99 646	23 433	2 313
7377	Computer rental and leasing -----	16	(D)	(D)	(D)	EE
7378	Computer maintenance and repair -----	92	121 891	33 313	8 383	1 176
7379	Computer related services, n.e.c. -----	113	(D)	(D)	(D)	FF
7379 pt.	Computer consultants -----	94	69 481	35 661	6 716	749
7379 pt.	Miscellaneous computer services, n.e.c. -----	19	(D)	(D)	(D)	CC
738	Miscellaneous business services -----	1 128	1 230 892	428 070	102 887	23 532
7381, 2	Detective agencies and protective services -----	238	215 484	120 724	28 483	9 981
7381	Detective, guard, and armored car services -----	192	151 182	95 383	21 935	8 731
7381 pt.	Detective agencies and guard services -----	184	138 295	90 387	20 528	8 490
7381 pt.	Armored car services -----	8	12 887	4 996	1 407	241
7382	Security systems services -----	46	64 302	25 341	6 548	1 250
7383	News syndicates -----	5	10 257	1 917	495	62
7384	Photofinishing laboratories* -----	83	72 486	25 389	5 274	1 115
7384 pt.	Photofinishing laboratories, except "one-hour" (mini) labs* -----	36	57 477	21 513	4 371	864
7384 pt.	One-hour (mini) photofinishing* -----	47	15 009	3 876	903	251
7389	Business services, n.e.c. -----	802	932 665	280 040	68 635	12 374
7389 pt.	Sign painting shops -----	35	8 132	2 500	611	155
7389 pt.	Interior designing -----	91	34 154	7 971	1 951	308
7389 pt.	Telephone answering services -----	41	11 394	4 658	1 012	382
7389 pt.	Other business services -----	635	878 985	264 911	65 061	11 529
7389 pt.	Water softening and conditioning services -----	20	15 449	4 293	1 134	189
7389 pt.	Packaging and labeling services -----	49	129 627	30 961	6 947	1 369
7389 pt.	Trading stamp services -----	-	-	-	-	-
7389 pt.	Miscellaneous business services -----	566	733 909	229 657	56 980	9 971
7389 pt.	Convention and trade show services -----	37	28 020	8 882	2 950	396
7389 pt.	Private mail centers -----	26	12 640	3 972	998	430
7389 pt.	Miscellaneous business services, n.e.c. -----	503	693 249	216 803	53 032	9 145
75	Automotive repair, services, and parking -----	2 901	1 342 368	325 370	76 375	17 346
751	Automotive rental and leasing, without drivers -----	172	370 823	48 015	11 033	2 413
7513	Truck rental and leasing, without drivers -----	75	169 851	16 953	4 026	720
7513 pt.	Truck rental, without drivers -----	49	67 120	5 269	1 149	236
7513 pt.	Truck leasing, except finance leasing -----	26	102 731	11 684	2 877	484
7514, 5	Passenger car rental and leasing -----	88	199 626	30 831	6 965	1 675
7514	Passenger car rental -----	66	168 733	27 382	6 197	1 577
7515	Passenger car leasing -----	22	30 893	3 449	768	98
7519	Utility trailer and recreational vehicle rental -----	9	1 346	231	42	18

Table 7a. Summary Statistics for Firms Subject to Federal Income Tax for Metropolitan Areas: 1992 — Con.

[Includes only establishments with payroll. For meaning of abbreviations and symbols, see introductory text. For explanation of terms and comparability of 1987 and 1992 censuses, see appendix A. For definitions of CMSA's, MSA's, and PMSA's, see appendix D]

SIC code	Geographic area and kind of business or operation	Establishments (number)	Receipts (\$1,000)	Annual payroll (\$1,000)	First-quarter payroll (\$1,000)	Paid employees for pay period including March 12 (number)
DETROIT-ANN ARBOR-FLINT, MI CMSA — Con.						
Detroit, MI PMSA — Con.						
75	Automotive repair, services, and parking — Con.					
752	Automobile parking	122	52 237	13 600	3 205	968
7521 pt.	Parking lots	88	19 577	5 366	1 205	470
7521 pt.	Parking structures	34	32 660	8 234	2 000	498
753	Automotive repair shops	2 023	764 749	217 344	50 900	9 878
7532	Top, body, and upholstery repair shops and paint shops	585	276 252	83 286	19 571	3 536
7532 pt.	Top and body repair shops	544	259 219	78 665	18 514	3 293
7532 pt.	Paint shops	41	17 033	4 621	1 057	243
7538	General automotive repair shops	789	248 049	69 843	16 590	3 410
7538 pt.	General automotive repair shops, except diesel	711	213 303	59 659	14 301	2 982
7538 pt.	Diesel repair shops	78	34 746	10 184	2 289	428
7533, 4, 6, 7, 9	Other automotive repair shops	649	240 448	64 215	14 739	2 932
7533	Automotive exhaust system repair shops	198	71 501	18 289	4 150	856
7534	Tire retreading and repair shops	17	15 777	2 812	644	115
7536	Automotive glass replacement shops	126	57 227	15 746	3 800	689
7537	Automotive transmission repair shops	114	29 217	8 771	2 157	407
7539	Automotive repair shops, n.e.c.	194	66 726	18 597	3 988	865
7539 pt.	Radiator repair	50	18 877	4 752	1 104	224
7539 pt.	Brake, front end, and wheel alignment	71	28 585	8 439	1 600	313
7539 pt.	Automotive electrical and fuel system services	54	14 556	4 202	979	245
7539 pt.	Carburetor repair shops	25	7 051	2 060	476	126
7539 pt.	Automotive electrical repair shops	29	7 505	2 142	503	119
7539 pt.	Other automotive repair shops, n.e.c.	19	4 708	1 204	305	83
754	Automotive services, except repair	584	154 559	46 411	11 237	4 087
7542	Carwashes	306	65 773	19 824	4 905	2 290
7549	Automotive services, except repair and carwashes	278	88 788	26 587	6 332	1 797
7549 pt.	Lubrication shops	143	39 056	10 645	2 566	941
7549 pt.	Other automotive services	135	49 732	15 942	3 766	856
7549 pt.	Towing services	77	30 900	10 342	2 462	593
7549 pt.	Other automotive services, n.e.c.	58	18 832	5 600	1 304	263
76	Miscellaneous repair services	1 211	696 806	233 546	53 127	8 599
762	Electrical repair shops	323	214 697	76 193	17 763	2 776
7622	Radio and television repair shops	106	25 449	9 614	2 108	434
7623, 9	Other electrical and electronic repair shops	217	189 248	66 579	15 655	2 342
7623	Refrigeration and air-conditioning service and repair shops	46	39 406	11 477	2 711	380
7629	Electrical and electronic repair shops, n.e.c.	171	149 842	55 102	12 944	1 962
763	Watch, clock, and jewelry repair	49	6 549	1 622	416	131
764	Reupholstery and furniture repair	82	19 162	6 905	1 571	422
769	Miscellaneous repair and related services	757	456 398	148 826	33 377	5 270
7692	Welding repair	103	33 511	12 043	2 489	529
7694	Armature rewinding shops	46	59 346	20 097	4 522	596
7699	Repair shops and related services, n.e.c.	608	363 541	116 686	26 366	4 145
7699 pt.	Farm machinery and equipment repair	9	1 728	576	129	35
7699 pt.	Lawnmower and other small gasoline engine repair	41	9 941	3 036	660	151
7699 pt.	Sewer and septic tank cleaning services	42	20 926	6 332	1 390	210
7699 pt.	Other repair and related services, n.e.c.	516	330 946	106 742	24 187	3 749
78, 79, 84	Amusement and recreation services, including motion pictures and museums	1 502	1 345 442	354 326	72 260	18 732
781, 2	Motion picture production, distribution, and services	156	397 151	63 473	15 978	2 004
7812 pt.	Motion picture production, except for television	57	40 704	10 858	3 271	271
7812 pt.	Motion picture and tape production for television	40	(D)	(D)	(D)	CC
7819	Services allied to motion picture production	43	302 856	41 805	10 078	1 315
7822 pt.	Motion picture film and tape distributors	12	(D)	(D)	(D)	EE
7822 pt.	Motion picture film exchanges	2	(D)	(D)	(D)	BB
7822 pt.	Video tape wholesalers	10	(D)	(D)	(D)	CC
7822 pt.	Film and tape distribution for television	1	(D)	(D)	(D)	AA
7829	Services allied to motion picture distribution	3	(D)	(D)	(D)	BB
783	Motion picture theaters	83	114 068	15 407	3 919	1 914
7832	Motion picture theaters, except drive-in	80	111 191	14 763	3 793	1 879
7833	Drive-in motion picture theaters	3	2 877	644	126	35
784	Video tape rental	315	91 474	14 111	3 567	1 846
792	Theatrical producers (except motion picture), bands, orchestras, and entertainers	103	65 066	15 236	2 638	598
7922	Theatrical producers (except motion picture) and miscellaneous theatrical services	53	36 888	9 685	1 711	476
7922 pt.	Producers of live theatrical productions	15	6 256	2 103	422	153
7922 pt.	Producers of radio and television shows, except tape producers	2	(D)	(D)	(D)	BB
7922 pt.	Artists' and entertainers' managers or agents, concert bureaus, booking agents	22	10 881	2 481	286	60
7922 pt.	Other theatrical services	14	(D)	(D)	(D)	CC
7929	Bands, orchestras, actors, and other entertainers and entertainment groups	50	28 178	5 551	927	122
7929 pt.	Dance groups and artists	—	—	—	—	—
7929 pt.	Symphony orchestras, opera companies, and chamber music organizations	—	—	—	—	—
7929 pt.	Other music and entertainment presentations	50	28 178	5 551	927	122
7929 pt.	Other music groups and artists	22	4 544	1 172	252	60
7929 pt.	Other entertainers and entertainment groups	28	23 634	4 379	675	62
793	Bowling centers	147	98 640	25 936	7 354	2 961

Table 7a. Summary Statistics for Firms Subject to Federal Income Tax for Metropolitan Areas: 1992 — Con.

[Includes only establishments with payroll. For meaning of abbreviations and symbols, see introductory text. For explanation of terms and comparability of 1987 and 1992 censuses, see appendix A. For definitions of CMSA's, MSA's, and PMSA's, see appendix D]

SIC code	Geographic area and kind of business or operation	Establishments (number)	Receipts (\$1,000)	Annual payroll (\$1,000)	First-quarter payroll (\$1,000)	Paid employees for pay period including March 12 (number)
DETROIT-ANN ARBOR-FLINT, MI CMSA — Con.						
Detroit, MI PMSA — Con.						
78, 79, 84	Amusement and recreation services, including motion pictures and museums—Con.					
79 ex. 792, 3, 4; 84	Commercial sports and other amusement and recreation services, including museums -----	698	579 043	220 163	38 804	9 409
794	Commercial sports -----	46	254 233	135 930	22 013	2 590
7941	Professional sports clubs, managers, promoters -----	17	174 624	118 867	19 622	1 632
7941 pt.	Baseball clubs -----	1	(D)	(D)	(D)	CC
7941 pt.	Football clubs -----	1	(D)	(D)	(D)	BB
7941 pt.	Other professional sports clubs -----	2	(D)	(D)	(D)	BB
7941 pt.	Managers and promoters -----	13	(D)	(D)	(D)	GG
7948	Racing, including track operation -----	29	79 609	17 063	2 391	958
7948 pt.	Auto racetrack operation -----	4	1 453	196	10	17
7948 pt.	Horse racetrack operation -----	4	69 863	14 417	1 794	824
7948 pt.	Dog racetrack operation -----	—	—	—	—	—
7948 pt.	Racing stables and racing, n.e.c. -----	21	8 293	2 450	587	117
79 ex. 792, 3, 4; 84	Other amusement and recreation services, including museums -----	652	324 810	84 233	16 791	6 819
791	Dance studios, schools, and halls -----	79	8 623	2 162	587	366
7991	Physical fitness facilities -----	126	60 268	12 348	2 977	1 333
7991 pt.	Physical fitness centers, except gymnasiums and athletic clubs -----	113	57 677	11 640	2 815	1 234
7991 pt.	Gymnasiums and athletic clubs -----	13	2 591	708	162	99
7992	Public golf courses -----	81	63 035	15 910	1 897	672
7993	Coin-operated amusement devices -----	43	18 717	4 442	1 065	309
7996	Amusement parks -----	12	6 852	1 067	150	68
7997	Membership sports and recreation clubs -----	90	85 477	30 484	6 248	2 115
7999, 84	Amusement and recreation services, including museums, n.e.c. -----	221	81 838	17 820	3 867	1 956
7999 pt.	Concession operators of amusement devices and rides -----	4	(D)	(D)	(D)	AA
7999 pt.	Carnivals, circuses, and fairs -----	3	(D)	(D)	(D)	AA
7999 pt.	Carnivals and circuses -----	2	(D)	(D)	(D)	AA
7999 pt.	Fairs -----	1	(D)	(D)	(D)	AA
7999 pt., 84	Other recreation and amusements, including museums -----	214	80 645	17 567	3 867	1 948
84	Museums, art galleries, and botanical and zoological gardens -----	2	(D)	(D)	(D)	AA
841	Museums and art galleries -----	2	(D)	(D)	(D)	AA
842	Arboreta and botanical or zoological gardens -----	—	—	—	—	—
7999 pt.	Roller skating rinks -----	24	9 934	2 500	676	414
7999 pt.	Ice skating rinks -----	5	5 205	862	243	91
7999 pt.	Other amusement and recreation services, n.e.c. -----	183	(D)	(D)	(D)	GG
80	Health services -----	7 633	4 506 973	2 078 302	430 253	69 220
801	Offices and clinics of doctors of medicine -----	2 947	1 939 289	964 719	185 293	18 975
8011 pt.	Offices of doctors of medicine -----	2 869	1 724 524	920 783	175 606	17 689
8011 pt.	General medical clinics -----	78	214 765	43 936	9 687	1 286
802	Offices and clinics of dentists -----	2 100	736 107	311 649	66 879	12 673
8021 pt.	Offices of dentists -----	2 080	726 815	307 299	65 831	12 521
8021 pt.	Dental clinics -----	20	9 292	4 350	1 048	152
803	Offices and clinics of doctors of osteopathy -----	596	362 951	193 092	38 506	4 608
8031 pt.	Offices of osteopathic physicians -----	577	344 755	184 087	37 017	4 355
8031 pt.	Osteopathic clinics -----	19	18 196	9 005	1 489	253
804	Offices and clinics of other health practitioners -----	1 226	369 955	137 516	29 489	5 615
8041	Offices and clinics of chiropractors -----	414	77 487	23 821	5 421	1 268
8042	Offices and clinics of optometrists -----	225	89 932	27 719	6 267	1 176
8043	Offices and clinics of podiatrists -----	275	79 449	32 898	6 605	1 213
8049	Offices and clinics of health practitioners, n.e.c. -----	312	123 087	53 078	11 196	1 958
805	Nursing and personal care facilities -----	176	427 100	208 718	50 614	15 596
8051	Skilled nursing care facilities -----	130	397 169	193 174	46 782	14 371
8052	Intermediate care facilities -----	29	19 002	10 679	2 603	849
8059	Nursing and personal care facilities, n.e.c. -----	17	10 929	4 865	1 229	376
806	Hospitals -----	7	53 879	21 438	4 708	1 031
8062	General medical and surgical hospitals -----	—	—	—	—	—
8063, 9	Specialty hospitals -----	7	53 879	21 438	4 708	1 031
8063	Psychiatric hospitals -----	5	(D)	(D)	(D)	FF
8069	Specialty hospitals, except psychiatric -----	2	(D)	(D)	(D)	EE
807, 8, 9	Other health services -----	581	617 692	241 170	54 764	10 722
807	Medical and dental laboratories -----	261	331 327	112 897	26 715	4 522
8071	Medical laboratories -----	111	286 966	92 923	21 919	3 642
8072	Dental laboratories -----	150	44 361	19 974	4 796	880
808	Home health care services -----	103	113 885	54 439	12 451	3 508
809	Miscellaneous health and allied services, n.e.c. -----	217	172 480	73 834	15 598	2 692
8092	Kidney dialysis centers -----	9	(D)	(D)	(D)	EE
8093	Specialty outpatient facilities, n.e.c. -----	140	101 411	50 870	10 257	1 822
8099	Health and allied services, n.e.c. -----	68	(D)	(D)	(D)	FF
81	Legal services -----	2 464	1 642 973	764 283	153 777	15 553
823, 4, 9	Selected educational services -----	303	170 079	66 241	16 161	3 003
823	Libraries -----	—	—	—	—	—
824	Vocational schools -----	128	116 522	48 484	11 857	2 059
8243	Data processing schools -----	45	51 558	24 133	5 697	925
8244	Business and secretarial schools -----	23	18 342	6 954	1 799	386
8249	Vocational schools, n.e.c. -----	60	46 622	17 397	4 361	748
829	Schools and educational services, n.e.c. -----	175	53 557	17 757	4 304	944

MI-130 MICHIGAN

SERVICE INDUSTRIES—GEOGRAPHIC AREA SERIES

Table 7a. Summary Statistics for Firms Subject to Federal Income Tax for Metropolitan Areas: 1992 — Con.

[Includes only establishments with payroll. For meaning of abbreviations and symbols, see introductory text. For explanation of terms and comparability of 1987 and 1992 censuses, see appendix A. For definitions of CMSA's, MSA's, and PMSA's, see appendix D]

SIC code	Geographic area and kind of business or operation	Establishments (number)	Receipts (\$1,000)	Annual payroll (\$1,000)	First-quarter payroll (\$1,000)	Paid employees for pay period including March 12 (number)
DETROIT-ANN ARBOR-FLINT, MI CMSA — Con.						
Detroit, MI PMSA — Con.						
83	Social services	943	202 346	85 947	20 465	8 235
835	Child day care services	491	71 334	32 571	7 525	4 239
832, 3, 6, 9	Other social services	452	131 012	53 376	12 940	3 996
832	Individual and family social services	132	23 122	9 558	2 289	561
833	Job training and vocational rehabilitation services	42	28 056	14 085	3 442	635
836	Residential care	260	75 852	27 867	6 765	2 728
839	Social services, n.e.c.	18	3 982	1 866	444	72
87 ex. 8733	Engineering, accounting, research, management, and related services (except noncommercial research organizations)	3 958	4 262 425	1 880 931	430 437	51 787
871	Engineering, architectural, and surveying services	1 371	2 207 515	1 033 697	239 841	23 773
8711	Engineering services	1 033	1 994 288	938 349	216 268	21 156
8712	Architectural services	273	182 630	81 009	20 491	2 101
8713	Surveying services	65	30 597	14 339	3 082	516
872	Accounting, auditing, and bookkeeping services	1 266	663 317	287 006	64 487	8 956
873 ex. 8733	Research, development, and testing services (except noncommercial research organizations)	181	391 182	156 501	34 430	6 882
8731	Commercial physical and biological research	45	131 678	56 373	12 459	1 482
8731 pt.	Commercial physical research	33	127 239	54 706	12 072	1 432
8731 pt.	Commercial medical and biological research	12	4 439	1 667	387	50
8732	Commercial economic, sociological, and educational research	70	151 376	56 593	12 835	4 261
8734	Testing laboratories	66	108 128	43 535	9 136	1 139
874	Management and public relations services	1 140	1 000 411	403 727	91 679	12 176
8741	Management services	336	380 799	165 060	37 971	6 672
8742	Management consulting services	552	406 046	159 939	34 515	3 743
8743	Public relations services	73	(D)	(D)	(D)	EE
8744	Facilities support management services	2	(D)	(D)	(D)	FF
8748	Business consulting services, n.e.c.	177	67 039	33 020	6 818	829
89	Services, n.e.c.	242	97 921	35 503	7 906	1 231
8999 pt.	Scientific and related consulting services, except environmental	41	19 230	10 132	2 271	223
8999 pt.	Other services	201	78 691	25 371	5 635	1 008
8999 pt.	Environmental consulting	51	43 188	13 527	3 195	460
8999 pt.	Authors, composers, and other arts-related services	34	10 971	2 525	543	123
8999 pt.	Other services, n.e.c.	116	24 532	9 319	1 897	425
Flint, MI PMSA						
Total		2 664	1 232 973	543 439	122 737	24 406
70 ex. 704	Hotels, rooming houses, camps, and other lodging places (except membership lodging)	30	17 090	4 846	1 040	568
7011	Hotels and motels	25	14 524	3 912	833	509
7011 pt.	Hotels	6	6 803	2 001	417	280
7011 pt.	Hotels, 25 guestrooms or more	6	6 803	2 001	417	280
7011 pt.	Hotels, less than 25 guestrooms	—	—	—	—	—
7011 pt.	Motels, motor hotels, and tourist courts	19	7 721	1 911	416	229
7011 pt.	Motels, tourist courts	15	(D)	(D)	(D)	BB
7011 pt.	Motor hotels	4	(D)	(D)	(D)	CC
702, 3	Other lodging places	5	2 566	934	207	59
702	Rooming and boarding houses	1	(D)	(D)	(D)	AA
703	Camps and recreational vehicle parks	4	(D)	(D)	(D)	BB
72	Personal services	271	58 999	18 587	4 313	1 801
721	Laundry, cleaning, and garment services	78	22 337	6 982	1 657	642
7211	Power laundries, family and commercial*	—	—	—	—	—
7213	Linen supply*	1	(D)	(D)	(D)	AA
7215	Coin-operated laundries and drycleaning	18	2 572	798	201	91
7216	Drycleaning plants, except rug cleaning*	35	11 174	3 890	928	364
7217	Carpet and upholstery cleaning	16	1 799	362	59	46
7218	Industrial launderers*	2	(D)	(D)	(D)	CC
7212, 9	Other laundry, cleaning, and garment services*	6	(D)	(D)	(D)	AA
7212	Garment pressing, and agents for laundries and drycleaners	2	(D)	(D)	(D)	AA
7219	Laundry and garment services, n.e.c.*	4	(D)	(D)	(D)	AA
722	Photographic studios, portrait	21	4 381	964	205	91
723, 4	Beauty and barber shops	94	10 673	3 992	832	375
723	Beauty shops	88	9 762	3 491	722	347
724	Barber shops	6	911	501	110	28
725	Shoe repair shops and shoeshine parlors	5	(D)	(D)	(D)	AA
726	Funeral service and crematories	15	11 390	3 126	499	149
729	Miscellaneous personal services	58	(D)	(D)	(D)	FF
7291	Tax return preparation services	18	3 576	1 730	736	312
7299	Miscellaneous personal services, n.e.c.	40	(D)	(D)	(D)	CC

Table 7a. Summary Statistics for Firms Subject to Federal Income Tax for Metropolitan Areas: 1992 — Con.

[Includes only establishments with payroll. For meaning of abbreviations and symbols, see introductory text. For explanation of terms and comparability of 1987 and 1992 censuses, see appendix A. For definitions of CMSA's, MSA's, and PMSA's, see appendix D]

SIC code	Geographic area and kind of business or operation	Establishments (number)	Receipts (\$1,000)	Annual payroll (\$1,000)	First-quarter payroll (\$1,000)	Paid employees for pay period including March 12 (number)
DETROIT-ANN ARBOR-FLINT, MI CMSA — Con.						
Flint, MI PMSA — Con.						
73	Business services	330	294 327	143 947	38 085	7 223
731	Advertising	14	5 142	1 715	396	66
7311	Advertising agencies	13	(D)	(D)	(D)	BB
7312	Outdoor advertising services	1	(D)	(D)	(D)	AA
7313	Radio, television, publishers' advertising representatives	—	—	—	—	—
7319	Advertising, n.e.c.	—	—	—	—	—
732	Consumer credit reporting agencies, mercantile reporting agencies, and adjustment and collection agencies	11	12 198	6 482	1 414	281
7322	Adjustment and collection services	8	(D)	(D)	(D)	CC
7323	Credit reporting services	3	(D)	(D)	(D)	BB
733	Mailing, reproduction, commercial art and photography, and stenographic services	33	13 309	3 554	843	203
7331	Direct mail advertising services	6	7 356	1 315	307	100
7334	Photocopying and duplicating services	7	1 423	275	69	23
7335, 6	Commercial photography, art, and graphics	9	1 864	683	170	30
7335	Commercial photography	1	(D)	(D)	(D)	AA
7336	Commercial art and graphic design	8	(D)	(D)	(D)	BB
7338	Secretarial and court reporting services	11	2 666	1 281	297	50
734	Services to dwellings and other buildings	61	10 548	4 770	927	524
7342	Disinfecting and pest control services	7	2 205	789	153	37
7349	Building cleaning and maintenance services, n.e.c.	54	8 343	3 981	774	487
735	Miscellaneous equipment rental and leasing	32	19 023	3 518	751	173
7352	Medical equipment rental and leasing	6	(D)	(D)	(D)	BB
7353	Heavy construction equipment rental and leasing	2	(D)	(D)	(D)	AA
7359	Equipment rental and leasing, n.e.c.	24	16 058	2 951	620	142
736	Personnel supply services	48	50 697	36 763	8 027	2 675
7361	Employment agencies	10	2 068	1 021	202	137
7363	Help supply services	38	48 629	35 742	7 825	2 538
7363 pt.	Temporary help supply	25	38 199	27 186	6 066	2 060
7363 pt.	Help supply, except temporary	13	10 430	8 556	1 759	478
737	Computer programming, data processing, and other computer related services	50	73 040	53 524	18 078	1 620
7371, 2, 3	Computer programming, prepackaged software, and integrated systems	23	15 158	5 479	1 471	140
7371	Computer programming services	14	3 238	1 208	244	41
7372	Prepackaged software	6	1 257	436	97	15
7373	Computer integrated systems	3	10 663	3 835	1 130	84
7374, 5, 6	Data processing services	19	(D)	(D)	(D)	GG
7374, 5	Computer processing, information retrieval	18	(D)	(D)	(D)	GG
7376	Computer facilities management services	1	(D)	(D)	(D)	BB
7377, 8, 9	Computer rental and leasing, maintenance, and related services, n.e.c.	8	(D)	(D)	(D)	BB
7377	Computer rental and leasing	—	—	—	—	—
7378	Computer maintenance and repair	6	(D)	(D)	(D)	BB
7379	Computer related services, n.e.c.	2	(D)	(D)	(D)	AA
738	Miscellaneous business services	81	110 370	33 621	7 649	1 681
7381, 2	Detective agencies and protective services	21	16 073	9 356	2 130	695
7381	Detective, guard, and armored car services	16	9 237	5 859	1 406	586
7382	Security systems services	5	6 836	3 497	724	109
7383	News syndicates	—	—	—	—	—
7384	Photofinishing laboratories*	6	2 987	792	146	46
7389	Business services, n.e.c.	54	91 310	23 473	5 373	940
7389 pt.	Sign painting shops	4	(D)	(D)	(D)	BB
7389 pt.	Interior designing	4	2 043	401	95	23
7389 pt.	Telephone answering services	2	(D)	(D)	(D)	AA
7389 pt.	Other business services	44	87 476	22 493	5 131	880
75	Automotive repair, services, and parking	300	98 367	24 001	5 677	1 497
751	Automotive rental and leasing, without drivers	13	(D)	(D)	(D)	BB
7513	Truck rental and leasing, without drivers	4	(D)	(D)	(D)	BB
7514, 5	Passenger car rental and leasing	6	1 415	254	75	26
7514	Passenger car rental	6	1 415	254	75	26
7515	Passenger car leasing	—	—	—	—	—
7519	Utility trailer and recreational vehicle rental	3	(D)	(D)	(D)	AA
752	Automobile parking	5	(D)	(D)	(D)	BB
753	Automotive repair shops	213	74 480	18 168	4 210	911
7532	Top, body, and upholstery repair shops and paint shops	71	33 797	6 715	1 645	328
7532 pt.	Top and body repair shops	67	32 244	6 215	1 531	310
7532 pt.	Paint shops	4	1 553	500	114	18
7538	General automotive repair shops	83	19 454	5 259	1 233	289
7538 pt.	General automotive repair shops, except diesel	78	18 364	4 789	1 120	271
7538 pt.	Diesel repair shops	5	1 090	470	113	18
7533, 4, 6, 7, 9	Other automotive repair shops	59	21 229	6 194	1 332	294
7533	Automotive exhaust system repair shops	20	9 311	2 743	566	127
7534	Tire retreading and repair shops	1	(D)	(D)	(D)	AA
7536	Automotive glass replacement shops	9	4 413	1 277	261	47
7537	Automotive transmission repair shops	10	3 376	1 045	255	54
7539	Automotive repair shops, n.e.c.	19	(D)	(D)	(D)	BB
7539 pt.	Radiator repair	4	968	235	43	18
7539 pt.	Brake, front end, and wheel alignment	4	1 405	421	101	20
7539 pt.	Automotive electrical and fuel system services	7	797	218	50	10
7539 pt.	Other automotive repair shops, n.e.c.	4	(D)	(D)	(D)	AA
754	Automotive services, except repair	69	17 618	4 864	1 230	502
7542	Carwashes	39	9 283	2 632	635	319
7549	Automotive services, except repair and carwashes	30	8 335	2 232	595	183

Table 7a. Summary Statistics for Firms Subject to Federal Income Tax for Metropolitan Areas: 1992 — Con.

[Includes only establishments with payroll. For meaning of abbreviations and symbols, see introductory text. For explanation of terms and comparability of 1987 and 1992 censuses, see appendix A. For definitions of CMSA's, MSA's, and PMSA's, see appendix D]

SIC code	Geographic area and kind of business or operation	Establishments (number)	Receipts (\$1,000)	Annual payroll (\$1,000)	First-quarter payroll (\$1,000)	Paid employees for pay period including March 12 (number)
DETROIT-ANN ARBOR-FLINT, MI CMSA — Con.						
Flint, MI PMSA — Con.						
76	Miscellaneous repair services -----	90	32 209	10 249	2 420	606
762	Electrical repair shops -----	30	15 051	5 404	1 303	293
7622	Radio and television repair shops -----	11	2 113	555	139	35
7623, 9	Other electrical and electronic repair shops -----	19	12 938	4 849	1 164	258
7623	Refrigeration and air-conditioning service and repair shops -----	1	(D)	(D)	(D)	AA
7629	Electrical and electronic repair shops, n.e.c. -----	18	(D)	(D)	(D)	CC
763	Watch, clock, and jewelry repair -----	4	(D)	(D)	(D)	AA
764	Reupholstery and furniture repair -----	3	(D)	(D)	(D)	AA
769	Miscellaneous repair and related services -----	53	(D)	(D)	(D)	EE
7692	Welding repair -----	2	(D)	(D)	(D)	AA
7694	Armature rewinding shops -----	7	5 106	1 421	353	68
7699	Repair shops and related services, n.e.c. -----	44	(D)	(D)	(D)	CC
78, 79, 84	Amusement and recreation services, including motion pictures and museums -----	160	60 987	14 314	3 266	1 475
781, 2	Motion picture production, distribution, and services -----	3	(D)	(D)	(D)	AA
783	Motion picture theaters -----	7	(D)	(D)	(D)	CC
7832	Motion picture theaters, except drive-in -----	5	(D)	(D)	(D)	CC
7833	Drive-in motion picture theaters -----	2	(D)	(D)	(D)	AA
784	Video tape rental -----	55	11 014	2 213	545	385
792	Theatrical producers (except motion picture), bands, orchestras, and entertainers -----	6	(D)	(D)	(D)	AA
7922	Theatrical producers (except motion picture) and miscellaneous theatrical services -----	—	—	—	—	—
7929	Bands, orchestras, actors, and other entertainers and entertainment groups -----	6	(D)	(D)	(D)	AA
793	Bowling centers -----	17	8 976	2 367	606	307
79 ex. 792, 3, 84	Commercial sports and other amusement and recreation services, including museums -----	72	28 422	7 058	1 567	633
794	Commercial sports -----	6	10 309	1 572	472	180
7941	Professional sports clubs, managers, promoters -----	1	(D)	(D)	(D)	AA
7948	Racing, including track operation -----	5	(D)	(D)	(D)	CC
79 ex. 792, 3, 4, 84	Other amusement and recreation services, including museums -----	66	18 113	5 486	1 095	453
791	Dance studios, schools, and halls -----	5	498	128	23	17
7991	Physical fitness facilities -----	18	5 044	1 298	326	137
7992	Public golf courses -----	6	2 235	555	87	26
7993	Coin-operated amusement devices -----	5	1 244	220	49	26
7996	Amusement parks -----	2	(D)	(D)	(D)	AA
7997	Membership sports and recreation clubs -----	11	5 231	2 344	431	122
7999, 84	Amusement and recreation services, including museums, n.e.c. -----	19	(D)	(D)	(D)	CC
7999 pt.	Concession operators of amusement devices and rides -----	—	—	—	—	—
7999 pt.	Carnivals, circuses, and fairs -----	—	—	—	—	—
7999 pt., 84	Other recreation and amusements, including museums -----	19	(D)	(D)	(D)	CC
80	Health services -----	856	459 804	229 995	46 317	7 563
801	Offices and clinics of doctors of medicine -----	324	190 430	108 939	20 049	1 989
8011 pt.	Offices of doctors of medicine -----	322	(D)	(D)	(D)	GG
8011 pt.	General medical clinics -----	2	(D)	(D)	(D)	AA
802	Offices and clinics of dentists -----	203	80 668	37 024	7 860	1 423
803	Offices and clinics of doctors of osteopathy -----	101	47 170	25 036	4 914	662
804	Offices and clinics of other health practitioners -----	127	32 437	11 868	2 349	485
8041	Offices and clinics of chiropractors -----	46	6 087	1 856	452	105
8042	Offices and clinics of optometrists -----	34	13 268	3 991	919	177
8043	Offices and clinics of podiatrists -----	12	4 063	2 024	242	51
8049	Offices and clinics of health practitioners, n.e.c. -----	35	9 019	3 997	736	152
805	Nursing and personal care facilities -----	21	49 057	24 347	5 912	1 792
8051	Skilled nursing care facilities -----	13	43 899	21 591	5 258	1 580
8052	Intermediate care facilities -----	8	5 158	2 756	654	212
8059	Nursing and personal care facilities, n.e.c. -----	—	—	—	—	—
806	Hospitals -----	—	—	—	—	—
8062	General medical and surgical hospitals -----	—	—	—	—	—
8063, 9	Specialty hospitals -----	—	—	—	—	—
807, 8, 9	Other health services -----	80	60 042	22 781	5 233	1 212
807	Medical and dental laboratories -----	49	35 668	12 604	2 560	458
8071	Medical laboratories -----	31	30 981	10 646	2 121	359
8072	Dental laboratories -----	18	4 687	1 958	439	99
808	Home health care services -----	14	9 906	6 606	1 774	562
809	Miscellaneous health and allied services, n.e.c. -----	17	14 468	3 571	899	192
8092	Kidney dialysis centers -----	1	(D)	(D)	(D)	AA
8093	Specialty outpatient facilities, n.e.c. -----	11	9 998	2 624	626	136
8099	Health and allied services, n.e.c. -----	5	(D)	(D)	(D)	BB
81	Legal services -----	222	64 804	25 997	5 477	690
823, 4, 9	Selected educational services -----	21	(D)	(D)	(D)	CC
823	Libraries -----	—	—	—	—	—
824	Vocational schools -----	11	4 427	1 549	361	83
829	Schools and educational services, n.e.c. -----	10	(D)	(D)	(D)	BB

Table 7a. Summary Statistics for Firms Subject to Federal Income Tax for Metropolitan Areas: 1992—Con.

[Includes only establishments with payroll. For meaning of abbreviations and symbols, see introductory text. For explanation of terms and comparability of 1987 and 1992 censuses, see appendix A. For definitions of CMSA's, MSA's, and PMSA's, see appendix D]

SIC code	Geographic area and kind of business or operation	Establishments (number)	Receipts (\$1,000)	Annual payroll (\$1,000)	First-quarter payroll (\$1,000)	Paid employees for pay period including March 12 (number)
DETROIT-ANN ARBOR-FLINT, MI CMSA—Con.						
Flint, MI PMSA—Con.						
83	Social services	133	12 930	4 873	1 149	642
835	Child day care services	63	2 931	1 190	287	233
832, 3, 6, 9	Other social services	70	9 999	3 683	862	409
87 ex. 8733	Engineering, accounting, research, management, and related services (except noncommercial research organizations)	244	115 029	61 343	14 021	2 131
871	Engineering, architectural, and surveying services	66	52 893	31 900	7 415	983
8711	Engineering services	47	44 858	27 732	6 366	839
8712	Architectural services	16	7 358	3 772	962	126
8713	Surveying services	3	677	396	87	18
872	Accounting, auditing, and bookkeeping services	105	27 348	12 465	3 110	585
873 ex. 8733	Research, development, and testing services (except noncommercial research organizations)	12	4 198	1 787	419	92
8731	Commercial physical and biological research	2	(D)	(D)	(D)	AA
8732	Commercial economic, sociological, and educational research	4	(D)	(D)	(D)	AA
8734	Testing laboratories	6	(D)	(D)	(D)	BB
874	Management and public relations services	61	30 590	15 191	3 077	471
8741	Management services	16	9 772	5 172	1 139	241
8742	Management consulting services	34	19 443	9 544	1 854	208
8743	Public relations services	2	(D)	(D)	(D)	AA
8744	Facilities support management services	—	—	—	—	—
8748	Business consulting services, n.e.c.	9	(D)	(D)	(D)	AA
89	Services, n.e.c.	7	(D)	(D)	(D)	BB
GRAND RAPIDS-MUSKEGON-HOLLAND, MI MSA						
	Total	6 180	3 343 099	1 303 702	282 142	64 650
70 ex. 704	Hotels, rooming houses, camps, and other lodging places (except membership lodging)	123	116 737	33 505	7 977	3 705
7011	Hotels and motels	104	112 940	33 048	7 923	3 672
7011 pt.	Hotels	46	80 107	25 717	6 190	2 520
7011 pt.	Hotels, 25 guestrooms or more	33	78 941	25 527	6 152	2 490
7011 pt.	Hotels, less than 25 guestrooms	13	1 166	190	38	30
7011 pt.	Motels, motor hotels, and tourist courts	58	32 833	7 331	1 733	1 152
7011 pt.	Motels, tourist courts	51	27 680	6 115	1 454	1 019
7011 pt.	Motor hotels	7	5 153	1 216	279	133
702, 3	Other lodging places	19	3 797	457	54	33
702	Rooming and boarding houses	4	500	96	21	13
703	Camps and recreational vehicle parks	15	3 297	361	33	20
72	Personal services	680	162 735	57 834	13 472	5 100
721	Laundry, cleaning, and garment services	173	61 168	22 718	5 069	1 657
7211	Power laundries, family and commercial*	6	4 717	2 090	487	184
7213	Linen supply*	5	8 557	3 477	803	184
7215	Coin-operated laundries and drycleaning	54	9 041	2 473	565	255
7216	Drycleaning plants, except rug cleaning*	53	16 810	6 723	1 501	580
7217	Carpet and upholstery cleaning	31	5 276	2 221	372	155
7218	Industrial launderers*	9	14 000	4 603	1 063	194
7212, 9	Other laundry, cleaning, and garment services*	15	2 767	1 131	278	105
7212	Garment pressing, and agents for laundries and drycleaners	3	201	27	7	4
7219	Laundry and garment services, n.e.c.*	12	2 566	1 104	271	101
722	Photographic studios, portrait	51	11 805	2 761	562	239
723, 4	Beauty and barber shops	286	42 831	19 300	4 573	1 789
723	Beauty shops	280	42 292	19 067	4 511	1 769
724	Barber shops	6	539	233	62	20
725	Shoe repair shops and shoeshine parlors	11	3 906	1 379	344	144
726	Funeral service and crematories	55	27 622	7 080	1 498	373
729	Miscellaneous personal services	104	15 403	4 596	1 426	898
7291	Tax return preparation services	25	3 662	1 458	665	409
7299	Miscellaneous personal services, n.e.c.	79	11 741	3 138	761	489
73	Business services	1 028	588 629	275 913	59 817	17 777
731	Advertising	70	45 866	19 910	4 400	651
7311	Advertising agencies	56	36 170	17 546	3 630	563
7312	Outdoor advertising services	3	(D)	(D)	(D)	BB
7313	Radio, television, publishers' advertising representatives	3	233	80	42	10
7319	Advertising, n.e.c.	8	(D)	(D)	(D)	BB
732	Consumer credit reporting agencies, mercantile reporting agencies, and adjustment and collection agencies	20	14 223	6 088	1 370	244
7322	Adjustment and collection services	14	7 395	3 470	835	155
7323	Credit reporting services	6	6 828	2 618	535	89
733	Mailing, reproduction, commercial art and photography, and stenographic services	107	42 120	11 901	2 761	516
7331	Direct mail advertising services	11	13 738	3 357	851	157
7334	Photocopying and duplicating services	6	5 852	1 612	334	89
7335, 6	Commercial photography, art, and graphics	71	18 868	5 920	1 391	230
7335	Commercial photography	13	2 914	871	199	31
7336	Commercial art and graphic design	58	15 954	5 049	1 192	199
7338	Secretarial and court reporting services	19	3 662	1 012	185	40

Table 7a. Summary Statistics for Firms Subject to Federal Income Tax for Metropolitan Areas: 1992—Con.

[Includes only establishments with payroll. For meaning of abbreviations and symbols, see introductory text. For explanation of terms and comparability of 1987 and 1992 censuses, see appendix A. For definitions of CMSA's, MSA's, and PMSA's, see appendix D]

SIC code	Geographic area and kind of business or operation	Establishments (number)	Receipts (\$1,000)	Annual payroll (\$1,000)	First-quarter payroll (\$1,000)	Paid employees for pay period including March 12 (number)
	GRAND RAPIDS—MUSKEGON—HOLLAND, MI MSA—Con.					
73	Business services—Con.					
734	Services to dwellings and other buildings	209	47 019	25 036	5 511	2 896
7342	Disinfecting and pest control services	26	8 623	3 429	684	158
7349	Building cleaning and maintenance services, n.e.c.	183	38 396	21 607	4 827	2 738
735	Miscellaneous equipment rental and leasing	74	51 661	12 477	2 537	452
7352	Medical equipment rental and leasing	10	10 762	3 282	774	122
7353	Heavy construction equipment rental and leasing	10	5 984	1 548	357	47
7359	Equipment rental and leasing, n.e.c.	54	34 915	7 647	1 406	283
736	Personnel supply services	133	157 731	111 372	22 156	8 711
7361	Employment agencies	34	7 039	3 266	595	126
7363	Help supply services	99	150 692	108 106	21 561	8 585
7363 pt.	Temporary help supply	84	136 836	97 418	18 958	8 083
7363 pt.	Help supply, except temporary	15	13 856	10 688	2 603	502
737	Computer programming, data processing, and other computer related services	170	123 814	45 102	10 859	1 327
7371, 2, 3	Computer programming, prepackaged software, and integrated systems	114	64 412	24 403	5 725	676
7371	Computer programming services	69	28 337	13 165	3 088	354
7372	Prepackaged software	20	15 588	6 788	1 537	178
7373	Computer integrated systems	25	20 487	4 450	1 100	144
7374, 5, 6	Data processing services	26	25 011	9 859	2 491	380
7374, 5	Computer processing, information retrieval	25	(D)	(D)	(D)	EE
7376	Computer facilities management services	1	(D)	(D)	(D)	BB
7377, 8, 9	Computer rental and leasing, maintenance, and related services, n.e.c.	30	34 391	10 840	2 643	271
7377	Computer rental and leasing	2	(D)	(D)	(D)	AA
7378	Computer maintenance and repair	17	25 902	7 450	1 818	194
7379	Computer related services, n.e.c.	11	(D)	(D)	(D)	BB
738	Miscellaneous business services	245	106 195	44 027	10 223	2 980
7381, 2	Detective agencies and protective services	37	30 864	14 477	3 283	1 403
7381	Detective, guard, and armored car services	32	21 124	11 496	2 573	1 285
7382	Security systems services	5	9 740	2 981	710	118
7383	News syndicates	1	(D)	(D)	(D)	AA
7384	Photofinishing laboratories*	14	6 927	2 530	523	147
7389	Business services, n.e.c.	193	(D)	(D)	(D)	GG
7389 pt.	Sign painting shops	16	2 418	579	122	39
7389 pt.	Interior designing	2	2 417	427	100	27
7389 pt.	Telephone answering services	8	2 045	715	182	80
7389 pt.	Other business services	152	(D)	(D)	(D)	GG
75	Automotive repair, services, and parking	722	328 590	73 512	17 279	3 926
751	Automotive rental and leasing, without drivers	36	104 627	13 879	3 340	602
7513	Truck rental and leasing, without drivers	20	88 198	10 955	2 659	504
7514, 5	Passenger car rental and leasing	15	(D)	(D)	(D)	BB
7514	Passenger car rental	12	(D)	(D)	(D)	BB
7515	Passenger car leasing	3	(D)	(D)	(D)	BB
7519	Utility trailer and recreational vehicle rental	1	(D)	(D)	(D)	AA
752	Automobile parking	7	(D)	(D)	(D)	AA
753	Automotive repair shops	542	182 721	48 623	11 249	2 296
7532	Top, body, and upholstery repair shops and paint shops	182	64 583	18 237	4 368	823
7532 pt.	Top and body repair shops	165	59 625	16 663	4 087	749
7532 pt.	Paint shops	17	4 958	1 574	281	74
7538	General automotive repair shops	227	65 018	16 156	3 783	870
7538 pt.	General automotive repair shops, except diesel	205	51 534	13 296	3 129	734
7538 pt.	Diesel repair shops	22	13 484	2 860	654	136
7533, 4, 6, 7, 9	Other automotive repair shops	133	53 120	14 230	3 098	603
7533	Automotive exhaust system repair shops	38	16 118	4 346	904	176
7534	Tire retreading and repair shops	7	8 486	1 635	340	77
7536	Automotive glass replacement shops	19	8 339	2 448	538	96
7537	Automotive transmission repair shops	23	6 034	1 814	434	74
7539	Automotive repair shops, n.e.c.	46	14 143	3 987	882	180
7539 pt.	Radiator repair	11	1 723	321	68	19
7539 pt.	Brake, front end, and wheel alignment	19	8 612	2 297	494	90
7539 pt.	Automotive electrical and fuel system services	13	3 206	1 127	269	59
7539 pt.	Other automotive repair shops, n.e.c.	3	602	242	51	12
754	Automotive services, except repair	137	(D)	(D)	(D)	GG
7542	Carwashes	61	20 144	5 243	1 262	547
7549	Automotive services, except repair and carwashes	76	(D)	(D)	(D)	EE
76	Miscellaneous repair services	309	115 486	34 885	7 873	1 631
762	Electrical repair shops	71	35 275	12 830	2 994	558
7622	Radio and television repair shops	16	5 927	1 697	421	76
7623, 9	Other electrical and electronic repair shops	55	29 348	11 133	2 573	482
7623	Refrigeration and air-conditioning service and repair shops	8	6 207	1 803	365	58
7629	Electrical and electronic repair shops, n.e.c.	47	23 141	9 330	2 208	424
763	Watch, clock, and jewelry repair	8	1 151	468	110	32
764	Reupholstery and furniture repair	32	4 324	1 240	297	89
769	Miscellaneous repair and related services	198	74 736	20 347	4 472	952
7692	Welding repair	25	5 516	1 943	439	89
7694	Armature rewinding shops	9	6 728	2 262	530	75
7699	Repair shops and related services, n.e.c.	164	62 492	16 142	3 503	788

Table 7a. Summary Statistics for Firms Subject to Federal Income Tax for Metropolitan Areas: 1992—Con.

[Includes only establishments with payroll. For meaning of abbreviations and symbols, see introductory text. For explanation of terms and comparability of 1987 and 1992 censuses, see appendix A. For definitions of CMSA's, MSA's, and PMSA's, see appendix D]

SIC code	Geographic area and kind of business or operation	Establishments (number)	Receipts (\$1,000)	Annual payroll (\$1,000)	First-quarter payroll (\$1,000)	Paid employees for pay period including March 12 (number)
GRAND RAPIDS—MUSKEGON—HOLLAND, MI MSA—Con.						
78, 79, 84	Amusement and recreation services, including motion pictures and museums	413	198 285	44 328	9 096	4 241
781, 2	Motion picture production, distribution, and services	30	18 684	4 873	1 045	175
783	Motion picture theaters	20	26 142	4 247	1 039	442
7832	Motion picture theaters, except drive-in	19	(D)	(D)	(D)	EE
7833	Drive-in motion picture theaters	1	(D)	(D)	(D)	AA
784	Video tape rental	72	21 779	5 110	1 266	657
792	Theatrical producers (except motion picture), bands, orchestras, and entertainers	17	8 403	2 379	331	92
7922	Theatrical producers (except motion picture) and miscellaneous theatrical services	8	2 281	920	128	56
7929	Bands, orchestras, actors, and other entertainers and entertainment groups	9	6 122	1 459	203	36
793	Bowling centers	47	22 153	6 543	1 893	927
79 ex. 792, 3, 4; 84	Commercial sports and other amusement and recreation services, including museums	227	101 124	21 176	3 522	1 948
794	Commercial sports	10	17 519	1 371	224	39
7941	Professional sports clubs, managers, promoters	4	(D)	(D)	(D)	BB
7948	Racing, including track operation	6	(D)	(D)	(D)	AA
79 ex. 792, 3, 4; 84	Other amusement and recreation services, including museums	217	83 605	19 805	3 298	1 909
791	Dance studios, schools, and halls	22	2 346	598	145	130
7991	Physical fitness facilities	41	15 352	4 419	1 047	650
7992	Public golf courses	45	21 204	5 424	501	244
7993	Coin-operated amusement devices	11	3 373	610	126	34
7996	Amusement parks	7	8 781	1 456	130	87
7997	Membership sports and recreation clubs	26	13 741	3 567	450	268
7999, 84	Amusement and recreation services, including museums, n.e.c.	65	18 808	3 731	899	496
7999 pt.	Concession operators of amusement devices and rides	2	(D)	(D)	(D)	AA
7999 pt.	Carnivals, circuses, and fairs	2	(D)	(D)	(D)	AA
7999 pt., 84	Other recreation and amusements, including museums	61	(D)	(D)	(D)	EE
80	Health services	1 525	897 907	432 707	87 246	14 355
801	Offices and clinics of doctors of medicine	516	432 297	243 305	46 289	4 779
8011 pt.	Offices of doctors of medicine	496	406 959	236 956	44 982	4 504
8011 pt.	General medical clinics	20	25 338	6 349	1 307	275
802	Offices and clinics of dentists	445	148 923	57 954	12 207	2 675
803	Offices and clinics of doctors of osteopathy	138	52 217	25 267	4 643	732
804	Offices and clinics of other health practitioners	270	61 187	19 400	4 020	951
8041	Offices and clinics of chiropractors	101	16 009	3 511	727	242
8042	Offices and clinics of optometrists	73	19 321	4 394	955	250
8043	Offices and clinics of podiatrists	28	5 953	2 483	428	95
8049	Offices and clinics of health practitioners, n.e.c.	68	19 904	9 012	1 910	364
805	Nursing and personal care facilities	39	67 292	30 930	7 525	2 579
8051	Skilled nursing care facilities	27	58 781	27 480	6 628	2 215
8052	Intermediate care facilities	6	5 840	2 590	630	232
8059	Nursing and personal care facilities, n.e.c.	6	2 671	860	267	132
806	Hospitals	1	(D)	(D)	(D)	CC
8062	General medical and surgical hospitals	—	—	—	—	—
8063, 9	Specialty hospitals	1	(D)	(D)	(D)	CC
807, 8, 9	Other health services	116	(D)	(D)	(D)	HH
807	Medical and dental laboratories	54	72 635	26 537	5 910	1 124
8071	Medical laboratories	25	63 490	22 446	4 815	935
8072	Dental laboratories	29	9 145	4 091	1 095	189
808	Home health care services	28	20 367	9 559	2 126	756
809	Miscellaneous health and allied services, n.e.c.	34	(D)	(D)	(D)	FF
8092	Kidney dialysis centers	—	—	—	—	—
8093	Specialty outpatient facilities, n.e.c.	25	31 601	16 713	3 767	590
8099	Health and allied services, n.e.c.	9	(D)	(D)	(D)	BB
81	Legal services	345	254 695	97 105	21 003	2 605
823, 4, 9	Selected educational services	32	8 518	2 693	672	183
823	Libraries	1	(D)	(D)	(D)	AA
824	Vocational schools	10	5 915	1 822	395	95
829	Schools and educational services, n.e.c.	21	(D)	(D)	(D)	BB
83	Social services	203	67 114	25 668	5 570	2 434
835	Child day care services	86	6 627	2 905	665	366
832, 3, 6, 9	Other social services	117	60 487	22 763	4 905	2 068

Table 7a. Summary Statistics for Firms Subject to Federal Income Tax for Metropolitan Areas: 1992—Con.

[Includes only establishments with payroll. For meaning of abbreviations and symbols, see introductory text. For explanation of terms and comparability of 1987 and 1992 censuses, see appendix A. For definitions of CMSA's, MSA's, and PMSA's, see appendix D]

SIC code	Geographic area and kind of business or operation	Establishments (number)	Receipts (\$1,000)	Annual payroll (\$1,000)	First-quarter payroll (\$1,000)	Paid employees for pay period including March 12 (number)
GRAND RAPIDS—MUSKEGON—HOLLAND, MI MSA—Con.						
87 ex. 8733	Engineering, accounting, research, management, and related services (except noncommercial research organizations) -----	765	583 226	217 684	50 384	8 446
871	Engineering, architectural, and surveying services -----	236	320 132	102 157	22 937	2 873
8711	Engineering services -----	159	278 504	80 775	18 322	2 216
8712	Architectural services -----	56	34 724	17 495	3 952	518
8713	Surveying services -----	21	6 904	3 887	663	139
872	Accounting, auditing, and bookkeeping services -----	264	112 774	51 153	12 636	1 908
873 ex. 8733	Research, development, and testing services (except noncommercial research organizations) -----	36	25 867	10 261	2 219	541
8731	Commercial physical and biological research -----	5	1 180	376	125	9
8732	Commercial economic, sociological, and educational research -----	16	7 394	3 432	737	313
8734	Testing laboratories -----	15	17 293	6 453	1 357	219
874	Management and public relations services -----	229	124 453	54 113	12 592	3 124
8741	Management services -----	70	71 711	36 454	8 859	2 574
8742	Management consulting services -----	108	41 847	14 266	3 010	378
8743	Public relations services -----	12	4 799	1 508	344	68
8744	Facilities support management services -----	—	—	—	—	—
8748	Business consulting services, n.e.c. -----	39	6 096	1 885	379	104
89	Services, n.e.c. -----	35	21 177	7 868	1 753	247
JACKSON, MI MSA						
	Total -----	823	328 711	136 492	28 528	6 532
70 ex. 704	Hotels, rooming houses, camps, and other lodging places (except membership lodging) -----	17	8 551	2 242	474	220
7011	Hotels and motels -----	13	7 662	2 107	453	212
7011 pt. 7011 pt.	Hotels -----	—	—	—	—	—
	Motels, motor hotels, and tourist courts -----	13	7 662	2 107	453	212
702, 3	Other lodging places -----	4	889	135	21	8
72	Personal services -----	102	19 970	5 728	1 352	554
721	Laundry, cleaning, and garment services -----	35	8 596	2 163	503	200
7211	Power laundries, family and commercial* -----	1	(D)	(D)	(D)	AA
7213	Linen supply* -----	2	(D)	(D)	(D)	AA
7215	Coin-operated laundries and drycleaning -----	15	1 755	443	110	65
7216	Drycleaning plants, except rug cleaning* -----	10	2 087	778	179	86
7217	Carpet and upholstery cleaning -----	4	342	99	15	6
7218	Industrial laundriers* -----	1	(D)	(D)	(D)	AA
7212, 9	Other laundry, cleaning, and garment services* -----	2	(D)	(D)	(D)	AA
722	Photographic studios, portrait -----	6	1 172	236	51	30
723, 4	Beauty and barber shops -----	32	3 382	1 504	356	144
723	Beauty shops -----	32	3 382	1 504	356	144
724	Barber shops -----	—	—	—	—	—
725	Shoe repair shops and shoeshine parlors -----	1	(D)	(D)	(D)	AA
726	Funeral service and crematories -----	9	3 888	1 061	243	68
729	Miscellaneous personal services -----	19	(D)	(D)	(D)	CC
73	Business services -----	111	49 317	23 703	5 028	1 621
731	Advertising -----	9	2 802	800	186	29
732	Consumer credit reporting agencies, mercantile reporting agencies, and adjustment and collection agencies -----	3	1 490	659	121	28
733	Mailing, reproduction, commercial art and photography, and stenographic services -----	10	1 505	428	122	25
734	Services to dwellings and other buildings -----	30	4 791	2 179	486	265
735	Miscellaneous equipment rental and leasing -----	12	6 190	1 262	248	60
736	Personnel supply services -----	11	15 322	10 312	2 105	805
737	Computer programming, data processing, and other computer related services -----	6	3 727	1 248	303	41
7371, 2, 3	Computer programming, prepackaged software, and integrated systems -----	3	(D)	(D)	(D)	AA
7374, 5, 6	Data processing services -----	2	(D)	(D)	(D)	BB
7377, 8, 9	Computer rental and leasing, maintenance, and related services, n.e.c. -----	1	(D)	(D)	(D)	AA
738	Miscellaneous business services -----	30	13 490	6 815	1 457	368
75	Automotive repair, services, and parking -----	91	24 842	5 990	1 463	411
751	Automotive rental and leasing, without drivers -----	2	(D)	(D)	(D)	AA
752	Automobile parking -----	1	(D)	(D)	(D)	AA
753	Automotive repair shops -----	69	18 100	4 600	1 120	271
7532	Top, body, and upholstery repair shops and paint shops -----	14	4 202	1 289	344	83
7538	General automotive repair shops -----	42	8 971	2 239	526	133
7533, 4, 6, 7, 9	Other automotive repair shops -----	13	4 927	1 072	250	55
754	Automotive services, except repair -----	19	(D)	(D)	(D)	CC
76	Miscellaneous repair services -----	46	16 806	5 046	1 098	246
762	Electrical repair shops -----	10	5 464	1 741	411	81
7622	Radio and television repair shops -----	2	(D)	(D)	(D)	AA
7623, 9	Other electrical and electronic repair shops -----	8	(D)	(D)	(D)	BB
763	Watch, clock, and jewelry repair -----	2	(D)	(D)	(D)	AA
764	Reupholstery and furniture repair -----	1	(D)	(D)	(D)	AA
769	Miscellaneous repair and related services -----	33	(D)	(D)	(D)	CC

Table 7a. Summary Statistics for Firms Subject to Federal Income Tax for Metropolitan Areas: 1992 — Con.

[Includes only establishments with payroll. For meaning of abbreviations and symbols, see introductory text. For explanation of terms and comparability of 1987 and 1992 censuses, see appendix A. For definitions of CMSA's, MSA's, and PMSA's, see appendix D]

SIC code	Geographic area and kind of business or operation	Establishments (number)	Receipts (\$1,000)	Annual payroll (\$1,000)	First-quarter payroll (\$1,000)	Paid employees for pay period including March 12 (number)
JACKSON, MI MSA — Con.						
78, 79, 84	Amusement and recreation services, including motion pictures and museums -----	57	27 316	6 162	1 262	496
781, 2	Motion picture production, distribution, and services -----	2	(D)	(D)	(D)	AA
783	Motion picture theaters -----	3	(D)	(D)	(D)	BB
784	Video tape rental -----	8	(D)	(D)	(D)	BB
792	Theatrical producers (except motion picture), bands, orchestras, and entertainers -----	1	(D)	(D)	(D)	AA
793	Bowling centers -----	5	4 976	1 539	459	190
79 ex. 792, 3; 84	Commercial sports and other amusement and recreation services, including museums -----	38	18 097	3 981	659	239
80	Health services -----	224	115 475	56 187	11 547	1 899
801	Offices and clinics of doctors of medicine -----	91	53 924	29 224	5 326	549
802	Offices and clinics of dentists -----	54	19 505	9 066	2 013	343
803	Offices and clinics of doctors of osteopathy -----	18	10 679	3 951	866	146
804	Offices and clinics of other health practitioners -----	38	10 464	4 238	969	124
805	Nursing and personal care facilities -----	8	12 897	6 690	1 567	528
806	Hospitals -----	—	—	—	—	—
807, 8, 9	Other health services -----	15	8 006	3 018	806	209
81	Legal services -----	47	15 234	7 182	1 478	227
823, 4, 9	Selected educational services -----	4	(D)	(D)	(D)	BB
83	Social services -----	42	6 517	2 470	612	207
835	Child day care services -----	12	1 278	538	117	52
832, 3, 6, 9	Other social services -----	30	5 239	1 932	495	155
87 ex. 8733	Engineering, accounting, research, management, and related services (except noncommercial research organizations) -----	79	41 668	20 800	4 020	604
871	Engineering, architectural, and surveying services -----	25	16 499	8 482	1 589	229
872	Accounting, auditing, and bookkeeping services -----	35	17 972	8 963	1 799	312
873 ex. 8733	Research, development, and testing services (except noncommercial research organizations) -----	1	(D)	(D)	(D)	AA
874	Management and public relations services -----	18	(D)	(D)	(D)	BB
89	Services, n.e.c. -----	3	(D)	(D)	(D)	BB
KALAMAZOO—BATTLE CREEK, MI MSA						
	Total -----	2 776	1 351 685	566 105	126 674	31 222
70 ex. 704	Hotels, rooming houses, camps, and other lodging places (except membership lodging) -----	64	54 144	14 586	3 230	1 609
7011	Hotels and motels -----	59	52 211	13 921	3 168	1 588
7011 pt.	Hotels -----	28	31 480	9 264	2 160	915
7011 pt.	Hotels, 25 guestrooms or more -----	16	29 924	8 938	2 098	862
7011 pt.	Hotels, less than 25 guestrooms -----	12	1 556	326	62	53
7011 pt.	Motels, motor hotels, and tourist courts -----	31	20 731	4 657	1 008	673
7011 pt.	Motels, tourist courts -----	26	17 207	3 991	869	591
7011 pt.	Motor hotels -----	5	3 524	666	139	82
702, 3	Other lodging places -----	5	1 933	665	62	21
702	Rooming and boarding houses -----	—	—	—	—	—
703	Camps and recreational vehicle parks -----	5	1 933	665	62	21
72	Personal services -----	355	82 152	27 260	6 492	2 340
721	Laundry, cleaning, and garment services -----	111	40 356	13 683	3 162	1 006
7211	Power laundries, family and commercial* -----	3	2 606	828	205	69
7213	Linen supply* -----	3	(D)	(D)	(D)	BB
7215	Coin-operated laundries and drycleaning -----	32	4 846	1 442	330	193
7216	Drycleaning plants, except rug cleaning* -----	35	7 697	2 767	642	275
7217	Carpet and upholstery cleaning -----	14	1 731	631	125	39
7218	Industrial laundries* -----	8	16 624	5 664	1 294	266
7212, 9	Other laundry, cleaning, and garment services* -----	16	(D)	(D)	(D)	CC
7212	Garment pressing, and agents for laundries and drycleaners -----	3	174	40	9	8
7219	Laundry and garment services, n.e.c.* -----	13	(D)	(D)	(D)	CC
722	Photographic studios, portrait -----	20	3 594	700	142	91
723, 4	Beauty and barber shops -----	125	15 956	6 926	1 659	656
723	Beauty shops -----	123	(D)	(D)	(D)	FF
724	Barber shops -----	2	(D)	(D)	(D)	AA
725	Shoe repair shops and shoeshine parlors -----	6	537	176	34	15
726	Funeral service and crematories -----	34	14 469	3 740	855	248
729	Miscellaneous personal services -----	59	7 240	2 035	640	324
7291	Tax return preparation services -----	27	2 249	737	337	169
7299	Miscellaneous personal services, n.e.c. -----	32	4 991	1 298	303	155

Table 7a. Summary Statistics for Firms Subject to Federal Income Tax for Metropolitan Areas: 1992 — Con.

[Includes only establishments with payroll. For meaning of abbreviations and symbols, see introductory text. For explanation of terms and comparability of 1987 and 1992 censuses, see appendix A. For definitions of CMSA's, MSA's, and PMSA's, see appendix D]

SIC code	Geographic area and kind of business or operation	Establishments (number)	Receipts (\$1,000)	Annual payroll (\$1,000)	First-quarter payroll (\$1,000)	Paid employees for pay period including March 12 (number)
KALAMAZOO—BATTLE CREEK, MI MSA — Con.						
73	Business services -----	418	294 636	144 161	33 443	11 333
731	Advertising -----	33	19 323	8 882	2 125	245
7311	Advertising agencies -----	25	15 109	7 111	1 734	191
7312	Outdoor advertising services -----	4	(D)	(D)	(D)	BB
7313	Radio, television, publishers' advertising representatives -----	1	(D)	(D)	(D)	AA
7319	Advertising, n.e.c. -----	3	(D)	(D)	(D)	AA
732	Consumer credit reporting agencies, mercantile reporting agencies, and adjustment and collection agencies -----	7	4 140	1 075	269	80
7322	Adjustment and collection services -----	5	(D)	(D)	(D)	BB
7323	Credit reporting services -----	2	(D)	(D)	(D)	BB
733	Mailing, reproduction, commercial art and photography, and stenographic services -----	43	16 151	4 782	1 100	271
7331	Direct mail advertising services -----	4	1 321	564	98	68
7334	Photocopying and duplicating services -----	6	2 560	663	162	53
7335, 6	Commercial photography, art, and graphics -----	26	8 966	2 230	522	110
7335	Commercial photography -----	6	1 173	308	83	25
7336	Commercial art and graphic design -----	20	7 793	1 922	439	85
7338	Secretarial and court reporting services -----	7	3 304	1 325	318	40
734	Services to dwellings and other buildings -----	103	24 930	11 072	2 522	1 001
7342	Disinfecting and pest control services -----	16	7 509	2 711	565	126
7349	Building cleaning and maintenance services, n.e.c. -----	87	17 421	8 361	1 957	875
735	Miscellaneous equipment rental and leasing -----	32	22 336	5 347	1 215	251
7352	Medical equipment rental and leasing -----	3	(D)	(D)	(D)	BB
7353	Heavy construction equipment rental and leasing -----	—	—	—	—	—
7359	Equipment rental and leasing, n.e.c. -----	29	(D)	(D)	(D)	CC
736	Personnel supply services -----	50	101 329	75 107	16 702	7 467
7361	Employment agencies -----	9	1 897	1 089	218	58
7363	Help supply services -----	41	99 432	74 018	16 484	7 409
7363 pt.	Temporary help supply -----	31	86 468	64 374	14 423	6 979
7363 pt.	Help supply, except temporary -----	10	12 964	9 644	2 061	430
737	Computer programming, data processing, and other computer related services -----	51	41 395	14 514	3 665	467
7371, 2, 3	Computer programming, prepackaged software, and integrated systems -----	35	29 545	10 371	2 590	317
7371	Computer programming services -----	22	9 750	4 209	1 043	124
7372	Prepackaged software -----	4	824	229	55	8
7373	Computer integrated systems -----	9	18 971	5 933	1 492	185
7374, 5, 6	Data processing services -----	5	(D)	(D)	(D)	BB
7374, 5	Computer processing, information retrieval -----	5	(D)	(D)	(D)	BB
7376	Computer facilities management services -----	—	—	—	—	—
7377, 8, 9	Computer rental and leasing, maintenance, and related services, n.e.c. -----	11	(D)	(D)	(D)	BB
7377	Computer rental and leasing -----	—	—	—	—	—
7378	Computer maintenance and repair -----	6	7 150	1 739	511	50
7379	Computer related services, n.e.c. -----	5	(D)	(D)	(D)	BB
738	Miscellaneous business services -----	99	65 032	23 382	5 845	1 551
7381, 2	Detective agencies and protective services -----	18	17 733	10 438	2 677	877
7381	Detective, guard, and armored car services -----	16	(D)	(D)	(D)	FF
7382	Security systems services -----	2	(D)	(D)	(D)	BB
7383	News syndicates -----	—	—	—	—	—
7384	Photofinishing laboratories* -----	7	2 007	565	124	46
7389	Business services, n.e.c. -----	74	45 292	12 379	3 044	628
7389 pt.	Sign painting shops -----	5	905	212	43	12
7389 pt.	Interior designing -----	1	(D)	(D)	(D)	AA
7389 pt.	Telephone answering services -----	4	(D)	(D)	(D)	BB
7389 pt.	Other business services -----	64	42 261	11 280	2 782	537
75	Automotive repair, services, and parking -----	285	115 167	29 319	7 232	1 656
751	Automotive rental and leasing, without drivers -----	21	(D)	(D)	(D)	CC
7513	Truck rental and leasing, without drivers -----	6	7 072	803	203	36
7514, 5	Passenger car rental and leasing -----	13	6 623	1 004	230	63
7514	Passenger car rental -----	9	(D)	(D)	(D)	BB
7515	Passenger car leasing -----	4	(D)	(D)	(D)	AA
7519	Utility trailer and recreational vehicle rental -----	2	(D)	(D)	(D)	AA
752	Automobile parking -----	2	(D)	(D)	(D)	AA
753	Automotive repair shops -----	216	80 969	22 123	5 524	1 098
7532	Top, body, and upholstery repair shops and paint shops -----	62	25 632	7 817	2 019	357
7532 pt.	Top and body repair shops -----	58	24 684	7 623	1 965	341
7532 pt.	Paint shops -----	4	948	194	54	16
7538	General automotive repair shops -----	109	31 690	7 818	1 922	421
7538 pt.	General automotive repair shops, except diesel -----	97	26 518	6 530	1 593	347
7538 pt.	Diesel repair shops -----	12	5 172	1 288	329	74
7533, 4, 6, 7, 9	Other automotive repair shops -----	45	23 647	6 488	1 583	320
7533	Automotive exhaust system repair shops -----	15	6 456	1 589	389	100
7534	Tire retreading and repair shops -----	1	(D)	(D)	(D)	AA
7536	Automotive glass replacement shops -----	11	11 261	3 037	727	126
7537	Automotive transmission repair shops -----	12	4 193	1 403	350	71
7539	Automotive repair shops, n.e.c. -----	6	(D)	(D)	(D)	BB
7539 pt.	Radiator repair -----	3	(D)	(D)	(D)	AA
7539 pt.	Brake, front end, and wheel alignment -----	3	1 113	341	85	15
7539 pt.	Automotive electrical and fuel system services -----	—	—	—	—	—
7539 pt.	Other automotive repair shops, n.e.c. -----	—	—	—	—	—
754	Automotive services, except repair -----	46	20 034	5 315	1 257	451
7542	Carwashes -----	27	4 797	1 540	360	172
7549	Automotive services, except repair and carwashes -----	19	15 237	3 775	897	279

Table 7a. Summary Statistics for Firms Subject to Federal Income Tax for Metropolitan Areas: 1992 — Con.

[Includes only establishments with payroll. For meaning of abbreviations and symbols, see introductory text. For explanation of terms and comparability of 1987 and 1992 censuses, see appendix A. For definitions of CMSA's, MSA's, and PMSA's, see appendix D]

SIC code	Geographic area and kind of business or operation	Establishments (number)	Receipts (\$1,000)	Annual payroll (\$1,000)	First-quarter payroll (\$1,000)	Paid employees for pay period including March 12 (number)
KALAMAZOO—BATTLE CREEK, MI MSA — Con.						
76	Miscellaneous repair services	105	50 207	15 766	3 550	754
762	Electrical repair shops	27	13 524	5 077	1 145	278
7622	Radio and television repair shops	12	3 088	880	209	46
7623, 9	Other electrical and electronic repair shops	15	10 436	4 197	936	232
7623	Refrigeration and air-conditioning service and repair shops	3	(D)	(D)	(D)	BB
7629	Electrical and electronic repair shops, n.e.c.	12	(D)	(D)	(D)	CC
763	Watch, clock, and jewelry repair	1	(D)	(D)	(D)	AA
764	Reupholstery and furniture repair	11	1 494	279	67	24
769	Miscellaneous repair and related services	66	(D)	(D)	(D)	EE
7692	Welding repair	5	(D)	(D)	(D)	AA
7694	Armature rewinding shops	5	(D)	(D)	(D)	BB
7699	Repair shops and related services, n.e.c.	56	30 752	9 001	1 979	384
78, 79, 84	Amusement and recreation services, including motion pictures and museums	209	74 574	16 929	4 043	2 184
781, 2	Motion picture production, distribution, and services	7	3 947	1 363	352	51
783	Motion picture theaters	13	9 752	1 369	346	195
7832	Motion picture theaters, except drive-in	13	9 752	1 369	346	195
7833	Drive-in motion picture theaters	—	—	—	—	—
784	Video tape rental	51	9 575	2 155	511	315
792	Theatrical producers (except motion picture), bands, orchestras, and entertainers	10	4 799	845	169	67
7922	Theatrical producers (except motion picture) and miscellaneous theatrical services	10	4 799	845	169	67
7929	Bands, orchestras, actors, and other entertainers and entertainment groups	—	—	—	—	—
793	Bowling centers	22	11 856	3 281	868	424
79 ex. 792, 3, 84	Commercial sports and other amusement and recreation services, including museums	106	34 645	7 916	1 797	1 132
794	Commercial sports	5	(D)	(D)	(D)	CC
7941	Professional sports clubs, managers, promoters	2	(D)	(D)	(D)	CC
7948	Racing, including track operation	3	(D)	(D)	(D)	AA
79 ex. 792, 3, 4, 84	Other amusement and recreation services, including museums	101	(D)	(D)	(D)	FF
791	Dance studios, schools, and halls	13	898	257	61	53
7991	Physical fitness facilities	26	5 016	1 320	351	328
7992	Public golf courses	14	9 135	2 371	287	104
7993	Coin-operated amusement devices	6	3 357	706	149	43
7996	Amusement parks	2	(D)	(D)	(D)	AA
7997	Membership sports and recreation clubs	12	4 633	1 326	282	158
7999, 84	Amusement and recreation services, including museums, n.e.c.	28	(D)	(D)	(D)	CC
7999 pt.	Concession operators of amusement devices and rides	1	(D)	(D)	(D)	AA
7999 pt.	Carnivals, circuses, and fairs	—	—	—	—	—
7999 pt., 84	Other recreation and amusements, including museums	27	(D)	(D)	(D)	CC
80	Health services	738	435 515	214 557	44 829	7 154
801	Offices and clinics of doctors of medicine	323	256 892	141 911	28 007	2 740
8011 pt.	Offices of doctors of medicine	321	(D)	(D)	(D)	HH
8011 pt.	General medical clinics	2	(D)	(D)	(D)	BB
802	Offices and clinics of dentists	206	64 124	24 169	5 410	1 091
803	Offices and clinics of doctors of osteopathy	18	4 651	1 389	314	78
804	Offices and clinics of other health practitioners	116	26 709	9 208	1 916	436
8041	Offices and clinics of chiropractors	37	6 345	1 223	281	96
8042	Offices and clinics of optometrists	31	8 211	2 263	479	117
8043	Offices and clinics of podiatrists	8	3 088	1 625	316	46
8049	Offices and clinics of health practitioners, n.e.c.	40	9 065	4 097	840	177
805	Nursing and personal care facilities	21	37 831	17 809	4 444	1 498
8051	Skilled nursing care facilities	16	(D)	(D)	(D)	GG
8052	Intermediate care facilities	4	(D)	(D)	(D)	BB
8059	Nursing and personal care facilities, n.e.c.	1	(D)	(D)	(D)	AA
806	Hospitals	—	—	—	—	—
8062	General medical and surgical hospitals	—	—	—	—	—
8063, 9	Specialty hospitals	—	—	—	—	—
807, 8, 9	Other health services	54	45 308	20 071	4 738	1 311
807	Medical and dental laboratories	25	19 406	7 532	1 851	357
8071	Medical laboratories	12	16 475	6 273	1 520	295
8072	Dental laboratories	13	2 931	1 259	331	62
808	Home health care services	16	15 332	8 246	1 914	773
809	Miscellaneous health and allied services, n.e.c.	13	10 570	4 293	973	181
8092	Kidney dialysis centers	—	—	—	—	—
8093	Specialty outpatient facilities, n.e.c.	8	3 306	1 306	298	45
8099	Health and allied services, n.e.c.	5	7 264	2 987	675	136
81	Legal services	178	80 710	34 711	7 637	911
823, 4, 9	Selected educational services	17	2 332	619	146	47
823	Libraries	—	—	—	—	—
824	Vocational schools	2	(D)	(D)	(D)	AA
829	Schools and educational services, n.e.c.	15	(D)	(D)	(D)	BB
83	Social services	107	15 264	5 814	1 305	631
835	Child day care services	51	4 118	1 872	473	256
832, 3, 6, 9	Other social services	56	11 146	3 942	832	375

Table 7a. Summary Statistics for Firms Subject to Federal Income Tax for Metropolitan Areas: 1992—Con.

[Includes only establishments with payroll. For meaning of abbreviations and symbols, see introductory text. For explanation of terms and comparability of 1987 and 1992 censuses, see appendix A. For definitions of CMSA's, MSA's, and PMSA's, see appendix D]

SIC code	Geographic area and kind of business or operation	Establishments (number)	Receipts (\$1,000)	Annual payroll (\$1,000)	First-quarter payroll (\$1,000)	Paid employees for pay period including March 12 (number)
KALAMAZOO—BATTLE CREEK, MI MSA—Con.						
87 ex. 8733	Engineering, accounting, research, management, and related services (except noncommercial research organizations) -----	282	131 098	57 016	13 570	2 441
871	Engineering, architectural, and surveying services -----	72	31 900	13 850	3 441	490
8711	Engineering services -----	42	19 914	8 398	2 300	307
8712	Architectural services -----	22	9 796	4 275	918	125
8713	Surveying services -----	8	2 190	1 177	223	58
872	Accounting, auditing, and bookkeeping services -----	114	38 912	16 855	4 043	647
873 ex. 8733	Research, development, and testing services (except noncommercial research organizations) -----	11	(D)	(D)	(D)	EE
8731	Commercial physical and biological research -----	3	(D)	(D)	(D)	EE
8732	Commercial economic, sociological, and educational research -----	2	(D)	(D)	(D)	AA
8734	Testing laboratories -----	6	(D)	(D)	(D)	BB
874	Management and public relations services -----	85	(D)	(D)	(D)	FF
8741	Management services -----	22	14 964	9 879	2 241	652
8742	Management consulting services -----	44	11 155	4 009	953	176
8743	Public relations services -----	4	773	212	26	8
8744	Facilities support management services -----	—	—	—	—	—
8748	Business consulting services, n.e.c. -----	15	(D)	(D)	(D)	BB
89	Services, n.e.c. -----	18	15 886	5 367	1 197	162
LANSING—EAST LANSING, MI MSA						
	Total -----	2 823	1 494 057	593 721	128 357	25 762
70 ex. 704	Hotels, rooming houses, camps, and other lodging places (except membership lodging) -----	39	50 860	14 081	3 386	1 462
7011	Hotels and motels -----	36	50 529	14 003	3 376	1 457
7011 pt.	Hotels -----	13	37 574	11 090	2 678	1 133
7011 pt.	Hotels, 25 guestrooms or more -----	11	(D)	(D)	(D)	GG
7011 pt.	Hotels, less than 25 guestrooms -----	2	(D)	(D)	(D)	AA
7011 pt.	Motels, motor hotels, and tourist courts -----	23	12 955	2 913	698	324
7011 pt.	Motels, tourist courts -----	21	(D)	(D)	(D)	CC
7011 pt.	Motor hotels -----	2	(D)	(D)	(D)	BB
702, 3	Other lodging places -----	3	331	78	10	5
702	Rooming and boarding houses -----	—	—	—	—	—
703	Camps and recreational vehicle parks -----	3	331	78	10	5
72	Personal services -----	325	62 947	24 037	5 755	2 052
721	Laundry, cleaning, and garment services -----	80	20 166	8 537	1 924	628
7211	Power laundries, family and commercial* -----	1	(D)	(D)	(D)	AA
7213	Linen supply* -----	6	6 878	3 164	646	138
7215	Coin-operated laundries and drycleaning -----	26	2 975	763	173	109
7216	Drycleaning plants, except rug cleaning* -----	20	6 543	3 063	761	261
7217	Carpet and upholstery cleaning -----	18	2 473	941	202	77
7218	Industrial laundries* -----	—	—	—	—	—
7212, 9	Other laundry, cleaning, and garment services* -----	9	(D)	(D)	(D)	BB
7212	Garment pressing, and agents for laundries and drycleaners -----	1	(D)	(D)	(D)	AA
7219	Laundry and garment services, n.e.c.* -----	8	(D)	(D)	(D)	BB
722	Photographic studios, portrait -----	23	4 371	1 226	241	105
723, 4	Beauty and barber shops -----	130	18 342	8 005	1 923	814
723	Beauty shops -----	124	(D)	(D)	(D)	FF
724	Barber shops -----	6	(D)	(D)	(D)	BB
725	Shoe repair shops and shoeshine parlors -----	6	621	280	63	18
726	Funeral service and crematories -----	27	10 482	3 539	937	169
729	Miscellaneous personal services -----	59	8 965	2 450	667	318
7291	Tax return preparation services -----	19	1 584	532	219	90
7299	Miscellaneous personal services, n.e.c. -----	40	7 381	1 918	448	228
73	Business services -----	421	334 433	127 603	28 306	6 591
731	Advertising -----	28	25 098	6 316	1 524	208
7311	Advertising agencies -----	19	17 899	4 142	1 011	131
7312	Outdoor advertising services -----	4	(D)	(D)	(D)	BB
7313	Radio, television, publishers' advertising representatives -----	3	812	240	47	16
7319	Advertising, n.e.c. -----	2	(D)	(D)	(D)	AA
732	Consumer credit reporting agencies, mercantile reporting agencies, and adjustment and collection agencies -----	11	18 980	5 318	1 439	339
7322	Adjustment and collection services -----	9	(D)	(D)	(D)	EE
7323	Credit reporting services -----	2	(D)	(D)	(D)	BB
733	Mailing, reproduction, commercial art and photography, and stenographic services -----	43	11 564	3 946	819	249
7331	Direct mail advertising services -----	4	(D)	(D)	(D)	BB
7334	Photocopying and duplicating services -----	7	(D)	(D)	(D)	BB
7335, 6	Commercial photography, art, and graphics -----	19	3 044	841	199	39
7335	Commercial photography -----	4	435	104	22	9
7336	Commercial art and graphic design -----	15	2 609	737	177	30
7338	Secretarial and court reporting services -----	13	2 816	1 427	292	58
734	Services to dwellings and other buildings -----	82	14 319	6 770	1 586	885
7342	Disinfecting and pest control services -----	8	3 553	1 285	261	61
7349	Building cleaning and maintenance services, n.e.c. -----	74	10 766	5 485	1 325	824
735	Miscellaneous equipment rental and leasing -----	42	31 870	6 822	1 557	336
7352	Medical equipment rental and leasing -----	8	(D)	(D)	(D)	BB
7353	Heavy construction equipment rental and leasing -----	4	(D)	(D)	(D)	AA
7359	Equipment rental and leasing, n.e.c. -----	30	21 410	5 215	1 209	263

Table 7a. Summary Statistics for Firms Subject to Federal Income Tax for Metropolitan Areas: 1992 — Con.

[Includes only establishments with payroll. For meaning of abbreviations and symbols, see introductory text. For explanation of terms and comparability of 1987 and 1992 censuses, see appendix A. For definitions of CMSA's, MSA's, and PMSA's, see appendix D]

SIC code	Geographic area and kind of business or operation	Establishments (number)	Receipts (\$1,000)	Annual payroll (\$1,000)	First-quarter payroll (\$1,000)	Paid employees for pay period including March 12 (number)
LANSING—EAST LANSING, MI MSA — Con.						
73	Business services—Con.					
736	Personnel supply services	41	33 976	23 947	4 855	1 882
7361	Employment agencies	14	3 089	1 530	295	76
7363	Help supply services	27	30 887	22 417	4 560	1 806
7363 pt.	Temporary help supply	24	29 758	21 691	4 455	1 775
7363 pt.	Help supply, except temporary	3	1 129	726	105	31
737	Computer programming, data processing, and other computer related services	81	157 649	58 760	12 593	1 377
7371, 2, 3	Computer programming, prepackaged software, and integrated systems	52	130 290	47 291	9 413	939
7371	Computer programming services	22	(D)	(D)	(D)	CC
7372	Prepackaged software	16	11 953	5 473	650	83
7373	Computer integrated systems	14	(D)	(D)	(D)	FF
7374, 5, 6	Data processing services	20	21 979	10 480	2 916	398
7374, 5	Computer processing, information retrieval	18	(D)	(D)	(D)	EE
7376	Computer facilities management services	2	(D)	(D)	(D)	AA
7377, 8, 9	Computer rental and leasing, maintenance, and related services, n.e.c.	9	5 380	989	264	40
7377	Computer rental and leasing	—	—	—	—	—
7378	Computer maintenance and repair	4	3 622	583	173	15
7379	Computer related services, n.e.c.	5	1 758	406	91	25
738	Miscellaneous business services	93	40 977	15 724	3 933	1 315
7381, 2	Detective agencies and protective services	16	8 749	4 695	1 261	695
7381	Detective, guard, and armored car services	14	(D)	(D)	(D)	FF
7382	Security systems services	2	(D)	(D)	(D)	BB
7383	News syndicates	3	(D)	(D)	(D)	AA
7384	Photofinishing laboratories*	14	4 717	1 204	509	138
7389	Business services, n.e.c.	60	(D)	(D)	(D)	EE
7389 pt.	Sign painting shops	2	(D)	(D)	(D)	AA
7389 pt.	Interior designing	3	(D)	(D)	(D)	AA
7389 pt.	Telephone answering services	2	(D)	(D)	(D)	AA
7389 pt.	Other business services	53	25 514	9 211	2 042	455
75	Automotive repair, services, and parking	264	101 194	27 527	6 715	1 550
751	Automotive rental and leasing, without drivers	17	(D)	(D)	(D)	CC
7513	Truck rental and leasing, without drivers	6	(D)	(D)	(D)	BB
7514, 5	Passenger car rental and leasing	10	(D)	(D)	(D)	CC
7514	Passenger car rental	8	13 622	2 589	522	151
7515	Passenger car leasing	2	(D)	(D)	(D)	AA
7519	Utility trailer and recreational vehicle rental	1	(D)	(D)	(D)	AA
752	Automobile parking	5	(D)	(D)	(D)	AA
753	Automotive repair shops	184	63 754	19 281	4 541	909
7532	Top, body, and upholstery repair shops and paint shops	50	23 861	9 046	2 126	391
7532 pt.	Top and body repair shops	45	22 725	8 655	2 030	373
7532 pt.	Paint shops	5	1 136	391	96	18
7538	General automotive repair shops	75	17 336	4 505	1 024	229
7538 pt.	General automotive repair shops, except diesel	70	15 209	3 841	883	204
7538 pt.	Diesel repair shops	5	2 127	664	141	25
7533, 4, 6, 7, 9	Other automotive repair shops	59	22 557	5 730	1 391	289
7533	Automotive exhaust system repair shops	16	5 509	1 394	314	69
7534	Tire retreading and repair shops	—	—	—	—	—
7536	Automotive glass replacement shops	14	7 335	1 339	314	67
7537	Automotive transmission repair shops	11	2 592	805	195	40
7539	Automotive repair shops, n.e.c.	18	7 121	2 192	568	113
7539 pt.	Radiator repair	3	(D)	(D)	(D)	AA
7539 pt.	Brake, front end, and wheel alignment	11	5 832	1 818	495	90
7539 pt.	Automotive electrical and fuel system services	3	662	192	38	13
7539 pt.	Other automotive repair shops, n.e.c.	1	(D)	(D)	(D)	AA
754	Automotive services, except repair	58	16 747	4 737	1 446	442
7542	Carwashes	27	5 684	1 517	405	182
7549	Automotive services, except repair and carwashes	31	11 063	3 220	1 041	260
76	Miscellaneous repair services	95	33 526	11 094	2 515	513
762	Electrical repair shops	34	9 427	3 443	857	171
7622	Radio and television repair shops	9	1 933	588	136	34
7623, 9	Other electrical and electronic repair shops	25	7 494	2 855	721	137
7623	Refrigeration and air-conditioning service and repair shops	7	1 937	585	149	24
7629	Electrical and electronic repair shops, n.e.c.	18	5 557	2 270	572	113
763	Watch, clock, and jewelry repair	3	456	117	28	10
764	Reupholstery and furniture repair	9	835	191	58	20
769	Miscellaneous repair and related services	49	22 808	7 343	1 572	312
7692	Welding repair	4	827	331	72	12
7694	Armature rewinding shops	3	(D)	(D)	(D)	BB
7699	Repair shops and related services, n.e.c.	42	(D)	(D)	(D)	EE
78, 79, 84	Amusement and recreation services, including motion pictures and museums	152	83 431	15 542	3 396	1 468
781, 2	Motion picture production, distribution, and services	10	2 300	789	175	38
783	Motion picture theaters	12	(D)	(D)	(D)	CC
7832	Motion picture theaters, except drive-in	11	(D)	(D)	(D)	CC
7833	Drive-in motion picture theaters	1	(D)	(D)	(D)	AA
784	Video tape rental	37	8 394	1 642	409	245

Table 7a. Summary Statistics for Firms Subject to Federal Income Tax for Metropolitan Areas: 1992—Con.

[Includes only establishments with payroll. For meaning of abbreviations and symbols, see introductory text. For explanation of terms and comparability of 1987 and 1992 censuses, see appendix A. For definitions of CMSA's, MSA's, and PMSA's, see appendix D]

SIC code	Geographic area and kind of business or operation	Establishments (number)	Receipts (\$1,000)	Annual payroll (\$1,000)	First-quarter payroll (\$1,000)	Paid employees for pay period including March 12 (number)
LANSING—EAST LANSING, MI MSA—Con.						
78, 79, 84	Amusement and recreation services, including motion pictures and museums—Con.					
792	Theatrical producers (except motion picture), bands, orchestras, and entertainers	4	(D)	(D)	(D)	AA
7922	Theatrical producers (except motion picture) and miscellaneous theatrical services	2	(D)	(D)	(D)	AA
7929	Bands, orchestras, actors, and other entertainers and entertainment groups	2	(D)	(D)	(D)	AA
793	Bowling centers	14	7 238	1 908	527	251
79 ex. 792, 3; 84	Commercial sports and other amusement and recreation services, including museums	75	53 983	9 808	1 953	754
794	Commercial sports	2	(D)	(D)	(D)	AA
7941	Professional sports clubs, managers, promoters	1	(D)	(D)	(D)	AA
7948	Racing, including track operation	1	(D)	(D)	(D)	AA
79 ex. 792, 3, 4; 84	Other amusement and recreation services, including museums	73	(D)	(D)	(D)	FF
791	Dance studios, schools, and halls	5	213	61	23	23
7991	Physical fitness facilities	11	8 174	2 091	502	234
7992	Public golf courses	11	6 608	1 767	243	87
7993	Coin-operated amusement devices	6	1 128	319	88	32
7996	Amusement parks	1	(D)	(D)	(D)	AA
7997	Membership sports and recreation clubs	13	4 478	1 335	216	82
7999, 84	Amusement and recreation services, including museums, n.e.c.	26	32 609	4 066	873	293
7999 pt.	Concession operators of amusement devices and rides	2	(D)	(D)	(D)	AA
7999 pt.	Carnivals, circuses, and fairs	3	(D)	(D)	(D)	BB
7999 pt., 84	Other recreation and amusements, including museums	21	(D)	(D)	(D)	CC
80	Health services	731	400 273	190 307	39 760	6 293
801	Offices and clinics of doctors of medicine	212	156 718	86 316	16 988	1 785
8011 pt.	Offices of doctors of medicine	207	145 638	80 932	14 899	1 450
8011 pt.	General medical clinics	5	11 080	5 384	2 089	335
802	Offices and clinics of dentists	227	83 574	35 673	7 809	1 365
803	Offices and clinics of doctors of osteopathy	74	26 999	13 270	2 787	296
804	Offices and clinics of other health practitioners	127	31 285	10 057	2 131	457
8041	Offices and clinics of chiropractors	37	6 087	1 513	303	107
8042	Offices and clinics of optometrists	32	11 526	4 089	922	173
8043	Offices and clinics of podiatrists	10	2 923	861	160	33
8049	Offices and clinics of health practitioners, n.e.c.	48	10 749	3 594	746	144
805	Nursing and personal care facilities	14	24 006	11 455	2 710	956
8051	Skilled nursing care facilities	7	14 614	6 742	1 616	560
8052	Intermediate care facilities	6	(D)	(D)	(D)	EE
8059	Nursing and personal care facilities, n.e.c.	1	(D)	(D)	(D)	AA
806	Hospitals	1	(D)	(D)	(D)	BB
8062	General medical and surgical hospitals	—	—	—	—	—
8063, 9	Specialty hospitals	1	(D)	(D)	(D)	BB
807, 8, 9	Other health services	76	(D)	(D)	(D)	GG
807	Medical and dental laboratories	33	38 211	15 348	3 399	517
8071	Medical laboratories	21	32 236	12 222	2 720	392
8072	Dental laboratories	12	5 975	3 126	679	125
808	Home health care services	20	11 889	6 792	1 520	560
809	Miscellaneous health and allied services, n.e.c.	23	(D)	(D)	(D)	EE
8092	Kidney dialysis centers	—	—	—	—	—
8093	Specialty outpatient facilities, n.e.c.	14	12 363	5 836	1 168	143
8099	Health and allied services, n.e.c.	9	(D)	(D)	(D)	CC
81	Legal services	260	133 829	69 468	13 312	1 545
823, 4, 9	Selected educational services	26	9 352	3 318	542	159
823	Libraries	—	—	—	—	—
824	Vocational schools	6	4 615	1 804	285	75
829	Schools and educational services, n.e.c.	20	4 737	1 514	257	84
83	Social services	126	19 735	7 789	1 770	703
835	Child day care services	56	4 019	1 540	327	212
832, 3, 6, 9	Other social services	70	15 716	6 249	1 443	491
87 ex. 8733	Engineering, accounting, research, management, and related services (except noncommercial research organizations)	348	248 019	97 241	21 811	3 223
871	Engineering, architectural, and surveying services	89	110 525	41 935	9 748	1 373
8711	Engineering services	65	100 005	36 698	8 505	1 189
8712	Architectural services	14	4 917	2 507	512	79
8713	Surveying services	10	5 603	2 730	731	105
872	Accounting, auditing, and bookkeeping services	116	42 411	19 750	4 678	766
873 ex. 8733	Research, development, and testing services (except noncommercial research organizations)	16	10 338	3 973	922	168
8731	Commercial physical and biological research	1	(D)	(D)	(D)	AA
8732	Commercial economic, sociological, and educational research	9	5 256	2 413	571	87
8734	Testing laboratories	6	(D)	(D)	(D)	BB
874	Management and public relations services	127	84 745	31 583	6 463	916
8741	Management services	37	40 574	16 134	3 457	523
8742	Management consulting services	47	20 295	6 872	1 440	219
8743	Public relations services	11	13 411	3 777	851	92
8744	Facilities support management services	—	—	—	—	—
8748	Business consulting services, n.e.c.	32	10 465	4 800	715	82
89	Services, n.e.c.	36	16 458	5 714	1 089	203

Table 7a. Summary Statistics for Firms Subject to Federal Income Tax for Metropolitan Areas: 1992 — Con.

[Includes only establishments with payroll. For meaning of abbreviations and symbols, see introductory text. For explanation of terms and comparability of 1987 and 1992 censuses, see appendix A. For definitions of CMSA's, MSA's, and PMSA's, see appendix D]

SIC code	Geographic area and kind of business or operation	Establishments (number)	Receipts (\$1,000)	Annual payroll (\$1,000)	First-quarter payroll (\$1,000)	Paid employees for pay period including March 12 (number)
SAGINAW-BAY CITY-MIDLAND, MI MSA						
	Total -----	2 455	1 046 070	452 450	93 764	21 293
70 ex. 704	Hotels, rooming houses, camps, and other lodging places (except membership lodging) -----	47	47 482	12 163	2 638	1 317
7011	Hotels and motels -----	42	46 053	11 860	2 600	1 299
7011 pt.	Hotels -----	14	19 021	4 992	1 107	555
7011 pt.	Hotels, 25 guestrooms or more -----	11	(D)	(D)	(D)	FF
7011 pt.	Hotels, less than 25 guestrooms -----	3	(D)	(D)	(D)	BB
7011 pt.	Motels, motor hotels, and tourist courts -----	28	27 032	6 868	1 493	744
7011 pt.	Motels, tourist courts -----	25	(D)	(D)	(D)	FF
7011 pt.	Motor hotels -----	3	(D)	(D)	(D)	CC
702, 3	Other lodging places -----	5	1 429	303	38	18
702	Rooming and boarding houses -----	—	—	—	—	—
703	Camps and recreational vehicle parks -----	5	1 429	303	38	18
72	Personal services -----	335	66 127	21 832	5 114	1 977
721	Laundry, cleaning, and garment services -----	82	26 080	7 760	1 770	666
7211	Power laundries, family and commercial* -----	1	(D)	(D)	(D)	AA
7213	Linen supply* -----	3	(D)	(D)	(D)	BB
7215	Coin-operated laundries and drycleaning -----	20	2 717	586	133	99
7216	Drycleaning plants, except rug cleaning* -----	25	6 632	2 299	511	236
7217	Carpet and upholstery cleaning -----	17	1 240	321	55	29
7218	Industrial laundriers* -----	6	9 614	2 504	588	155
7212, 9	Other laundry, cleaning, and garment services* -----	10	(D)	(D)	(D)	BB
7212	Garment pressing, and agents for laundries and drycleaners -----	2	(D)	(D)	(D)	AA
7219	Laundry and garment services, n.e.c.* -----	8	(D)	(D)	(D)	BB
722	Photographic studios, portrait -----	26	4 608	970	226	105
723, 4	Beauty and barber shops -----	144	14 206	6 158	1 436	621
723	Beauty shops -----	133	13 343	5 653	1 315	580
724	Barber shops -----	11	863	505	121	41
725	Shoe repair shops and shoeshine parlors -----	6	(D)	(D)	(D)	AA
726	Funeral service and crematories -----	29	13 284	3 734	786	195
729	Miscellaneous personal services -----	48	(D)	(D)	(D)	EE
7291	Tax return preparation services -----	8	1 994	1 098	458	219
7299	Miscellaneous personal services, n.e.c. -----	40	(D)	(D)	(D)	CC
73	Business services -----	312	185 314	88 595	20 811	5 131
731	Advertising -----	22	9 800	3 645	868	145
7311	Advertising agencies -----	16	5 788	2 716	642	106
7312	Outdoor advertising services -----	2	(D)	(D)	(D)	AA
7313	Radio, television, publishers' advertising representatives -----	4	(D)	(D)	(D)	BB
7319	Advertising, n.e.c. -----	—	—	—	—	—
732	Consumer credit reporting agencies, mercantile reporting agencies, and adjustment and collection agencies -----	6	3 296	1 250	243	42
7322	Adjustment and collection services -----	4	(D)	(D)	(D)	BB
7323	Credit reporting services -----	2	(D)	(D)	(D)	AA
733	Mailing, reproduction, commercial art and photography, and stenographic services -----	28	14 031	4 744	1 028	179
7331	Direct mail advertising services -----	3	1 404	217	47	18
7334	Photocopying and duplicating services -----	3	(D)	(D)	(D)	AA
7335, 6	Commercial photography, art, and graphics -----	15	10 518	3 771	820	124
7335	Commercial photography -----	1	(D)	(D)	(D)	BB
7336	Commercial art and graphic design -----	14	(D)	(D)	(D)	CC
7338	Secretarial and court reporting services -----	7	(D)	(D)	(D)	BB
734	Services to dwellings and other buildings -----	69	18 245	10 248	2 501	1 126
7342	Disinfecting and pest control services -----	5	2 438	987	206	40
7349	Building cleaning and maintenance services, n.e.c. -----	64	15 807	9 261	2 295	1 086
735	Miscellaneous equipment rental and leasing -----	38	22 780	5 515	1 069	226
7352	Medical equipment rental and leasing -----	5	3 425	644	141	36
7353	Heavy construction equipment rental and leasing -----	7	4 957	1 612	285	29
7359	Equipment rental and leasing, n.e.c. -----	26	14 398	3 259	643	161
736	Personnel supply services -----	32	48 645	35 808	8 537	2 060
7361	Employment agencies -----	6	417	275	62	17
7363	Help supply services -----	26	48 228	35 533	8 475	2 043
7363 pt.	Temporary help supply -----	20	40 508	28 713	6 765	1 544
7363 pt.	Help supply, except temporary -----	6	7 720	6 820	1 710	499
737	Computer programming, data processing, and other computer related services -----	40	37 296	14 950	3 642	470
7371, 2, 3	Computer programming, prepackaged software, and integrated systems -----	18	5 192	2 687	656	91
7371	Computer programming services -----	13	3 939	2 069	503	68
7372	Prepackaged software -----	2	(D)	(D)	(D)	AA
7373	Computer integrated systems -----	3	(D)	(D)	(D)	AA
7374, 5, 6	Data processing services -----	12	22 760	9 706	2 335	291
7374, 5	Computer processing, information retrieval -----	11	(D)	(D)	(D)	EE
7376	Computer facilities management services -----	1	(D)	(D)	(D)	AA
7377, 8, 9	Computer rental and leasing, maintenance, and related services, n.e.c. -----	10	9 344	2 557	651	88
7377	Computer rental and leasing -----	—	—	—	—	—
7378	Computer maintenance and repair -----	5	(D)	(D)	(D)	BB
7379	Computer related services, n.e.c. -----	5	(D)	(D)	(D)	AA

MI-144 MICHIGAN

SERVICE INDUSTRIES—GEOGRAPHIC AREA SERIES

Table 7a. Summary Statistics for Firms Subject to Federal Income Tax for Metropolitan Areas: 1992 — Con.

[Includes only establishments with payroll. For meaning of abbreviations and symbols, see introductory text. For explanation of terms and comparability of 1987 and 1992 censuses, see appendix A. For definitions of CMSA's, MSA's, and PMSA's, see appendix D]

SIC code	Geographic area and kind of business or operation	Establishments (number)	Receipts (\$1,000)	Annual payroll (\$1,000)	First-quarter payroll (\$1,000)	Paid employees for pay period including March 12 (number)
SAGINAW-BAY CITY-MIDLAND, MI MSA — Con.						
73	Business services—Con.					
738	Miscellaneous business services	77	31 221	12 435	2 923	883
7381, 2	Detective agencies and protective services	17	6 908	3 296	853	352
7381	Detective, guard, and armored car services	14	3 247	1 985	517	272
7382	Security systems services	3	3 661	1 311	336	80
7383	News syndicates	—	—	—	—	—
7384	Photofinishing laboratories*	6	1 795	305	64	24
7389	Business services, n.e.c.	54	22 518	8 834	2 006	507
7389 pt.	Sign painting shops	6	1 093	305	48	16
7389 pt.	Interior designing	4	(D)	(D)	(D)	AA
7389 pt.	Telephone answering services	5	1 847	905	159	97
7389 pt.	Other business services	39	(D)	(D)	(D)	EE
75	Automotive repair, services, and parking	288	83 237	20 974	4 765	1 309
751	Automotive rental and leasing, without drivers	9	(D)	(D)	(D)	BB
7513	Truck rental and leasing, without drivers	4	5 421	840	193	45
7514, 5	Passenger car rental and leasing	4	(D)	(D)	(D)	AA
7514	Passenger car rental	3	(D)	(D)	(D)	AA
7515	Passenger car leasing	1	(D)	(D)	(D)	AA
7519	Utility trailer and recreational vehicle rental	1	(D)	(D)	(D)	AA
752	Automobile parking	1	(D)	(D)	(D)	AA
753	Automotive repair shops	222	60 015	15 699	3 558	878
7532	Top, body, and upholstery repair shops and paint shops	75	21 050	5 151	1 229	319
7532 pt.	Top and body repair shops	71	(D)	(D)	(D)	EE
7532 pt.	Paint shops	4	(D)	(D)	(D)	BB
7538	General automotive repair shops	85	17 206	4 653	1 029	284
7538 pt.	General automotive repair shops, except diesel	73	13 614	3 452	766	220
7538 pt.	Diesel repair shops	12	3 592	1 201	263	64
7533, 4, 6, 7, 9	Other automotive repair shops	62	21 759	5 895	1 300	275
7533	Automotive exhaust system repair shops	20	7 930	2 005	452	86
7534	Tire retreading and repair shops	2	(D)	(D)	(D)	AA
7536	Automotive glass replacement shops	8	3 211	766	172	35
7537	Automotive transmission repair shops	9	2 165	636	155	31
7539	Automotive repair shops, n.e.c.	23	(D)	(D)	(D)	CC
7539 pt.	Radiator repair	7	2 351	547	109	33
7539 pt.	Brake, front end, and wheel alignment	10	4 212	1 138	247	54
7539 pt.	Automotive electrical and fuel system services	4	(D)	(D)	(D)	AA
7539 pt.	Other automotive repair shops, n.e.c.	2	(D)	(D)	(D)	AA
754	Automotive services, except repair	56	13 276	3 810	856	349
7542	Carwashes	26	4 665	1 128	274	135
7549	Automotive services, except repair and carwashes	30	8 611	2 682	582	214
76	Miscellaneous repair services	103	31 752	10 154	2 335	540
762	Electrical repair shops	36	10 342	3 606	857	172
7622	Radio and television repair shops	9	1 113	251	66	22
7623, 9	Other electrical and electronic repair shops	27	9 229	3 355	791	150
7623	Refrigeration and air-conditioning service and repair shops	7	813	187	40	15
7629	Electrical and electronic repair shops, n.e.c.	20	8 416	3 168	751	135
763	Watch, clock, and jewelry repair	4	326	123	33	13
764	Reupholstery and furniture repair	12	1 388	452	104	40
769	Miscellaneous repair and related services	51	19 696	5 973	1 341	315
7692	Welding repair	6	2 367	939	225	41
7694	Armature rewinding shops	4	4 816	1 286	297	53
7699	Repair shops and related services, n.e.c.	41	12 513	3 748	819	221
78, 79, 84	Amusement and recreation services, including motion pictures and museums	155	60 132	15 080	3 040	1 504
781, 2	Motion picture production, distribution, and services	7	(D)	(D)	(D)	BB
783	Motion picture theaters	7	7 873	1 021	215	132
7832	Motion picture theaters, except drive-in	6	(D)	(D)	(D)	CC
7833	Drive-in motion picture theaters	1	(D)	(D)	(D)	AA
784	Video tape rental	33	4 995	1 086	284	194
792	Theatrical producers (except motion picture), bands, orchestras, and entertainers	4	(D)	(D)	(D)	BB
7922	Theatrical producers (except motion picture) and miscellaneous theatrical services	2	(D)	(D)	(D)	AA
7929	Bands, orchestras, actors, and other entertainers and entertainment groups	2	(D)	(D)	(D)	AA
793	Bowling centers	18	10 926	2 944	811	444
79 ex. 792, 3, 84	Commercial sports and other amusement and recreation services, including museums	86	34 341	9 409	1 563	678
794	Commercial sports	5	6 266	1 241	191	27
7941	Professional sports clubs, managers, promoters	2	(D)	(D)	(D)	BB
7948	Racing, including track operation	3	(D)	(D)	(D)	AA
79 ex. 792, 3, 4, 84	Other amusement and recreation services, including museums	81	28 075	8 168	1 372	651
791	Dance studios, schools, and halls	2	(D)	(D)	(D)	AA
7991	Physical fitness facilities	9	984	199	33	20
7992	Public golf courses	14	7 997	2 023	211	133
7993	Coin-operated amusement devices	7	1 715	393	97	32
7996	Amusement parks	3	(D)	(D)	(D)	AA
7997	Membership sports and recreation clubs	8	7 245	3 054	575	216
7999, 84	Amusement and recreation services, including museums, n.e.c.	38	9 430	2 330	431	234
7999 pt.	Concession operators of amusement devices and rides	—	—	—	—	—
7999 pt.	Carnivals, circuses, and fairs	2	(D)	(D)	(D)	AA
7999 pt., 84	Other recreation and amusements, including museums	36	(D)	(D)	(D)	CC

Table 7a. Summary Statistics for Firms Subject to Federal Income Tax for Metropolitan Areas: 1992 — Con.

[Includes only establishments with payroll. For meaning of abbreviations and symbols, see introductory text. For explanation of terms and comparability of 1987 and 1992 censuses, see appendix A. For definitions of CMSA's, MSA's, and PMSA's, see appendix D]

SIC code	Geographic area and kind of business or operation	Establishments (number)	Receipts (\$1,000)	Annual payroll (\$1,000)	First-quarter payroll (\$1,000)	Paid employees for pay period including March 12 (number)
SAGINAW-BAY CITY-MIDLAND, MI MSA — Con.						
80	Health services	682	382 556	197 636	37 651	6 422
801	Offices and clinics of doctors of medicine	289	195 543	112 657	18 962	2 019
8011 pt.	Offices of doctors of medicine	283	189 125	109 075	18 294	1 926
8011 pt.	General medical clinics	6	6 418	3 582	668	93
802	Offices and clinics of dentists	196	69 432	30 451	6 716	1 234
803	Offices and clinics of doctors of osteopathy	39	16 478	6 747	1 305	319
804	Offices and clinics of other health practitioners	89	22 880	8 316	1 703	374
8041	Offices and clinics of chiropractors	28	4 275	1 052	254	73
8042	Offices and clinics of optometrists	26	9 636	3 525	732	148
8043	Offices and clinics of podiatrists	10	4 003	1 444	272	53
8049	Offices and clinics of health practitioners, n.e.c.	25	4 966	2 295	445	100
805	Nursing and personal care facilities	16	32 201	16 233	3 683	1 304
8051	Skilled nursing care facilities	10	27 824	13 886	3 133	1 110
8052	Intermediate care facilities	4	(D)	(D)	(D)	CC
8059	Nursing and personal care facilities, n.e.c.	2	(D)	(D)	(D)	AA
806	Hospitals	—	—	—	—	—
8062	General medical and surgical hospitals	—	—	—	—	—
8063, 9	Specialty hospitals	—	—	—	—	—
807, 8, 9	Other health services	53	46 022	23 232	5 282	1 172
807	Medical and dental laboratories	27	22 846	10 365	2 204	395
8071	Medical laboratories	16	20 372	9 346	1 973	352
8072	Dental laboratories	11	2 474	1 019	231	43
808	Home health care services	13	16 910	10 237	2 557	672
809	Miscellaneous health and allied services, n.e.c.	13	6 266	2 630	521	105
8092	Kidney dialysis centers	—	—	—	—	—
8093	Specialty outpatient facilities, n.e.c.	8	5 293	2 213	439	83
8099	Health and allied services, n.e.c.	5	973	417	82	22
81	Legal services	184	70 801	32 180	5 632	874
823, 4, 9	Selected educational services	17	2 977	1 060	329	87
823	Libraries	—	—	—	—	—
824	Vocational schools	6	1 609	501	133	31
829	Schools and educational services, n.e.c.	11	1 368	559	196	56
83	Social services	93	15 719	5 675	1 301	486
835	Child day care services	46	2 277	976	226	157
832, 3, 6, 9	Other social services	47	13 442	4 699	1 075	329
87 ex. 8733	Engineering, accounting, research, management, and related services (except noncommercial research organizations)	225	94 076	45 058	9 752	1 572
871	Engineering, architectural, and surveying services	67	42 582	19 778	4 464	674
8711	Engineering services	52	36 778	17 387	3 848	579
8712	Architectural services	12	5 534	2 232	588	87
8713	Surveying services	3	270	159	28	8
872	Accounting, auditing, and bookkeeping services	93	35 891	17 574	3 931	634
873 ex. 8733	Research, development, and testing services (except noncommercial research organizations)	8	4 830	1 777	379	74
8731	Commercial physical and biological research	4	(D)	(D)	(D)	BB
8732	Commercial economic, sociological, and educational research	1	(D)	(D)	(D)	AA
8734	Testing laboratories	3	(D)	(D)	(D)	BB
874	Management and public relations services	57	10 773	5 929	978	190
8741	Management services	16	3 372	2 016	414	91
8742	Management consulting services	31	6 200	3 697	502	81
8743	Public relations services	2	(D)	(D)	(D)	AA
8744	Facilities support management services	—	—	—	—	—
8748	Business consulting services, n.e.c.	8	(D)	(D)	(D)	AA
89	Services, n.e.c.	14	5 897	2 043	396	74

Table 7b. Summary Statistics for Firms Exempt From Federal Income Tax for Metropolitan Areas: 1992

[Includes only establishments with payroll. For meaning of abbreviations and symbols, see introductory text. For explanation of terms and comparability of 1987 and 1992 censuses, see appendix A. For definitions of CMSA's, MSA's, and PMSA's, see appendix D]

SIC code	Geographic area and kind of business or operation	Establishments (number)	Revenue (\$1,000)	Annual payroll (\$1,000)	First-quarter payroll (\$1,000)	Paid employees for pay period including March 12 (number)
BENTON HARBOR, MI MSA						
	Total	138	198 778	81 196	19 858	4 480
7032, 704	Camps and membership lodging	3	289	96	20	6
792, 7991 pt., 7997, 7999 pt., 84	Selected amusement, recreation, and related services	14	6 384	2 104	343	127
8011 pt.; 8021 pt.; 805, 6, 8, 9	Selected health services	13	155 894	65 375	16 307	3 090
8111 pt.	Legal aid societies and similar legal services	1	(D)	(D)	(D)	AA
823, 4, 9	Selected educational services	2	(D)	(D)	(D)	AA
83	Social services	54	23 700	10 057	2 354	960
835	Child day care services	7	1 927	1 045	190	120
832, 3, 6, 9	Other social services	47	21 773	9 012	2 164	840
861, 2, 4, 9	Selected membership organizations	47	9 673	2 739	631	250
873, 4 ex. 8744	Research, testing, and consulting services, except facilities support management services	4	(D)	(D)	(D)	BB
DETROIT-ANN ARBOR-FLINT, MI CMSA						
	Total	3 627	10 875 795	4 635 379	1 113 005	183 913
7032, 704	Camps and membership lodging	53	10 343	2 108	464	214
7032	Sporting and recreational camps	17	3 847	1 224	206	95
704	Organization hotels and lodging houses, on membership basis	36	6 496	884	258	119
792, 7991 pt., 7997, 7999 pt., 84	Selected amusement, recreation, and related services	191	239 844	92 695	17 240	4 477
792	Theatrical producers (except motion picture), bands, orchestras, and entertainers	34	34 127	16 268	3 850	729
7922	Theatrical producers (except motion picture) and miscellaneous theatrical services	18	(D)	(D)	(D)	CC
7922 pt.	Producers of live theatrical productions	11	(D)	(D)	(D)	CC
7922 pt.	Producers of radio and television shows, except tape	-	-	-	-	-
7922 pt.	Artists' and entertainers' managers or agents, concert bureaus, booking agents	-	-	-	-	-
7922 pt.	Other theatrical services	7	(D)	(D)	(D)	BB
7929	Bands, orchestras, actors, and other entertainers and entertainment groups	16	(D)	(D)	(D)	FF
7929 pt.	Dance groups and artists	1	(D)	(D)	(D)	AA
7929 pt.	Symphony orchestras, opera companies, and chamber music organizations	10	(D)	(D)	(D)	EE
7929 pt.	Other music groups and artists	2	(D)	(D)	(D)	AA
7929 pt.	Other entertainers and entertainment groups	3	(D)	(D)	(D)	BB
7991 pt., 7997	Gymnasiums, athletic clubs, and membership sports and recreation clubs	124	138 420	58 385	9 184	2 449
7991 pt.	Gymnasiums and athletic clubs	2	(D)	(D)	(D)	CC
7997	Membership sports and recreation clubs	122	(D)	(D)	(D)	GG
7999 pt.	Fairs	7	3 541	279	33	13
84	Museums, art galleries, and botanical and zoological gardens	26	63 756	17 763	4 173	1 286
841	Museums and art galleries	25	(D)	(D)	(D)	GG
842	Arboreta and botanical or zoological gardens	1	(D)	(D)	(D)	AA
8011 pt.; 8021 pt.; 805, 6, 8, 9	Selected health services	536	8 632 269	3 887 955	938 430	138 124
8011 pt., 8021 pt.	Clinics of doctors of medicine and dentists	94	(D)	(D)	(D)	II
8011 pt.	General medical clinics	93	(D)	(D)	(D)	II
8021 pt.	Dental clinics	1	(D)	(D)	(D)	AA
805	Nursing and personal care facilities	172	(D)	(D)	(D)	II
8051	Skilled nursing care facilities	50	226 374	105 952	25 259	7 094
8052	Intermediate care facilities	97	41 551	23 491	5 548	1 753
8059	Nursing and personal care facilities, n.e.c.	25	(D)	(D)	(D)	FF
806	Hospitals	87	(D)	(D)	(D)	MM
8062	General medical and surgical hospitals	69	6 737 678	3 038 485	734 581	105 386
8062 pt.	General medical and surgical hospitals, nongovernment	59	5 518 039	2 491 012	597 223	88 456
8062 pt.	General medical and surgical hospitals, government	10	1 219 639	547 473	137 358	16 930
8063, 9	Specialty hospitals	18	(D)	(D)	(D)	JJ
8063	Psychiatric hospitals	13	(D)	(D)	(D)	II
8063 pt.	Psychiatric hospitals, nongovernment	6	(D)	(D)	(D)	GG
8063 pt.	Psychiatric hospitals, government	7	(D)	(D)	(D)	HH
8069 pt.	Specialty hospitals, except psychiatric	5	(D)	(D)	(D)	HH
8069 pt.	Specialty hospitals, except psychiatric; nongovernment	5	(D)	(D)	(D)	HH
8069 pt.	Specialty hospitals, except psychiatric; government	-	-	-	-	-
808, 9	Other health services	183	(D)	(D)	(D)	II
808	Home health care services	57	(D)	(D)	(D)	HH
809	Miscellaneous health and allied services, n.e.c.	126	174 189	78 430	18 659	3 152
8092	Kidney dialysis centers	7	(D)	(D)	(D)	EE
8093	Specialty outpatient facilities, n.e.c.	85	114 255	57 869	13 954	2 373
8099	Health and allied services, n.e.c.	34	(D)	(D)	(D)	EE
8111 pt.	Legal aid societies and similar legal services	52	(D)	(D)	(D)	FF

Table 7b. Summary Statistics for Firms Exempt From Federal Income Tax for Metropolitan Areas: 1992—Con.

[Includes only establishments with payroll. For meaning of abbreviations and symbols, see introductory text. For explanation of terms and comparability of 1987 and 1992 censuses, see appendix A. For definitions of CMSA's, MSA's, and PMSA's, see appendix D]

SIC code	Geographic area and kind of business or operation	Establishments (number)	Revenue (\$1,000)	Annual payroll (\$1,000)	First-quarter payroll (\$1,000)	Paid employees for pay period including March 12 (number)
DETROIT-ANN ARBOR-FLINT, MI CMSA—Con.						
823, 4, 9	Selected educational services	66	(D)	(D)	(D)	FF
823	Libraries	6	(D)	(D)	(D)	BB
824	Vocational schools	18	(D)	(D)	(D)	CC
8243	Data processing schools	—	—	—	—	—
8244	Business and secretarial schools	1	(D)	(D)	(D)	AA
8249	Vocational schools, n.e.c.	17	(D)	(D)	(D)	CC
829	Schools and educational services, n.e.c.	42	(D)	(D)	(D)	EE
83	Social services	1 666	1 192 336	419 429	100 021	28 938
835	Child day care services	250	38 846	20 836	5 242	2 033
832, 3, 6, 9	Other social services	1 416	1 153 490	398 593	94 779	26 905
832	Individual and family social services	504	325 598	130 051	31 489	7 919
833	Job training and vocational rehabilitation services	102	182 087	50 775	11 479	4 739
836	Residential care	583	305 947	145 669	34 318	10 050
839	Social services, n.e.c.	227	339 858	72 098	17 493	4 197
861, 2, 4, 9	Selected membership organizations	984	442 861	128 942	31 230	9 017
861	Business associations	164	(D)	(D)	(D)	GG
864	Civic, social, and fraternal associations	628	(D)	(D)	(D)	II
862, 9	Other membership organizations	192	117 031	33 840	8 432	1 746
862	Professional membership organizations	79	74 635	21 135	5 158	818
869	Membership organizations, n.e.c.	113	42 396	12 705	3 274	928
873, 4 ex. 8744	Research, testing, and consulting services, except facilities support management services	79	214 347	75 263	18 640	2 001
873	Research, development, and testing services	39	(D)	(D)	(D)	GG
8731	Commercial physical and biological research	5	(D)	(D)	(D)	CC
8732	Commercial economic, sociological, and educational research	4	692	386	68	12
8733	Noncommercial research organizations	27	(D)	(D)	(D)	GG
8734	Testing laboratories	3	(D)	(D)	(D)	CC
874 ex. 8744	Management and public relations services, except facilities support management services	40	(D)	(D)	(D)	EE
8741	Management services	26	(D)	(D)	(D)	EE
8742	Management consulting services	5	(D)	(D)	(D)	BB
8743	Public relations services	2	(D)	(D)	(D)	AA
8748	Business consulting services, n.e.c.	7	(D)	(D)	(D)	BB
Ann Arbor, MI PMSA						
	Total	495	1 629 211	652 930	165 226	26 248
7032, 704	Camps and membership lodging	28	5 675	967	239	115
792, 7991 pt., 7997, 7999 pt., 84	Selected amusement, recreation, and related services	41	22 099	7 407	1 196	596
8011 pt.; 8021 pt.; 805, 6, 8, 9	Selected health services	53	1 309 567	541 437	139 016	20 583
8011 pt., 8021 pt., 805	Clinics of doctors of medicine and dentists	6	26 062	4 851	1 162	180
	Nursing and personal care facilities	12	32 197	16 483	4 033	1 072
806	Hospitals	14	1 215 700	505 440	130 359	18 535
8062	General medical and surgical hospitals	12	(D)	(D)	(D)	JJ
8063, 9	Specialty hospitals	2	(D)	(D)	(D)	EE
808, 9	Other health services	21	35 608	14 663	3 462	796
8111 pt.	Legal aid societies and similar legal services	7	2 395	1 214	247	49
823, 4, 9	Selected educational services	7	2 803	708	184	29
83	Social services	210	75 856	33 183	7 399	2 608
835	Child day care services	46	5 283	3 536	839	361
832, 3, 6, 9	Other social services	164	70 573	29 647	6 560	2 247
832	Individual and family social services	64	23 063	10 320	2 499	835
833	Job training and vocational rehabilitation services	11	7 896	4 755	721	359
836	Residential care	62	23 410	11 389	2 567	892
839	Social services, n.e.c.	27	16 204	3 183	773	161
861, 2, 4, 9	Selected membership organizations	132	45 141	13 065	3 121	1 025
861	Business associations	19	5 115	1 314	350	67
864	Civic, social, and fraternal associations	81	20 890	6 510	1 499	677
862, 9	Other membership organizations	32	19 136	5 241	1 272	281
873, 4 ex. 8744	Research, testing, and consulting services, except facilities support management services	17	165 675	54 949	13 824	1 243
873	Research, development, and testing services	12	(D)	(D)	(D)	GG
874 ex. 8744	Management and public relations services, except facilities support management services	5	(D)	(D)	(D)	BB

Table 7b. Summary Statistics for Firms Exempt From Federal Income Tax for Metropolitan Areas: 1992—Con.

[Includes only establishments with payroll. For meaning of abbreviations and symbols, see introductory text. For explanation of terms and comparability of 1987 and 1992 censuses, see appendix A. For definitions of CMSA's, MSA's, and PMSA's, see appendix D]

SIC code	Geographic area and kind of business or operation	Establishments (number)	Revenue (\$1,000)	Annual payroll (\$1,000)	First-quarter payroll (\$1,000)	Paid employees for pay period including March 12 (number)
DETROIT-ANN ARBOR-FLINT, MI CMSA—Con.						
Detroit, MI PMSA						
	Total	2 826	8 471 477	3 645 096	867 371	143 939
7032, 704	Camps and membership lodging	17	2 911	898	160	82
7032	Sporting and recreational camps	12	2 488	846	146	77
704	Organization hotels and lodging houses, on membership basis	5	423	52	14	5
792, 7991 pt., 7997, 7999 pt., 84	Selected amusement, recreation, and related services	132	204 846	81 297	15 332	3 573
792	Theatrical producers (except motion picture), bands, orchestras, and entertainers	20	26 778	14 252	3 374	444
7922	Theatrical producers (except motion picture) and miscellaneous theatrical services	12	(D)	(D)	(D)	CC
7922 pt.	Producers of live theatrical productions	8	3 876	1 546	377	96
7922 pt.	Producers of radio and television shows, except tape	—	—	—	—	—
7922 pt.	Artists' and entertainers' managers or agents, concert bureaus, booking agents	—	—	—	—	—
7922 pt.	Other theatrical services	4	(D)	(D)	(D)	BB
7929	Bands, orchestras, actors, and other entertainers and entertainment groups	8	(D)	(D)	(D)	EE
7929 pt.	Dance groups and artists	1	(D)	(D)	(D)	AA
7929 pt.	Symphony orchestras, opera companies, and chamber music organizations	6	(D)	(D)	(D)	EE
7929 pt.	Other music groups and artists	1	(D)	(D)	(D)	AA
7929 pt.	Other entertainers and entertainment groups	—	—	—	—	—
7991 pt., 7997	Gymnasiums, athletic clubs, and membership sports and recreation clubs	89	115 963	50 514	8 125	1 983
7991 pt.	Gymnasiums and athletic clubs	2	(D)	(D)	(D)	CC
7997	Membership sports and recreation clubs	87	(D)	(D)	(D)	GG
7999 pt.	Fairs	4	1 696	158	17	8
84	Museums, art galleries, and botanical and zoological gardens	19	60 409	16 373	3 816	1 138
841	Museums and art galleries	18	(D)	(D)	(D)	GG
842	Arboreta and botanical or zoological gardens	1	(D)	(D)	(D)	AA
8011 pt.; 8021 pt.; 805, 6, 8, 9	Selected health services	425	6 681 762	3 056 428	730 295	107 214
8011 pt., 8021 pt.	Clinics of doctors of medicine and dentists	81	514 300	201 498	50 346	5 585
8011 pt.	General medical clinics	81	514 300	201 498	50 346	5 585
8021 pt.	Dental clinics	—	—	—	—	—
805	Nursing and personal care facilities	128	238 035	114 667	27 266	7 748
8051	Skilled nursing care facilities	44	184 033	89 697	21 284	6 064
8052	Intermediate care facilities	68	32 125	17 504	4 234	1 285
8059	Nursing and personal care facilities, n.e.c.	16	21 877	7 466	1 748	399
806	Hospitals	67	5 663 932	2 612 655	622 894	88 543
8062	General medical and surgical hospitals	51	(D)	(D)	(D)	LL
8062 pt.	General medical and surgical hospitals, nongovernment	48	4 725 237	2 151 348	516 003	75 065
8062 pt.	General medical and surgical hospitals, government	3	(D)	(D)	(D)	HH
8063, 9	Specialty hospitals	16	(D)	(D)	(D)	II
8063	Psychiatric hospitals	12	(D)	(D)	(D)	II
8063 pt.	Psychiatric hospitals, nongovernment	5	(D)	(D)	(D)	GG
8063 pt.	Psychiatric hospitals, government	7	(D)	(D)	(D)	HH
8069	Specialty hospitals, except psychiatric	4	(D)	(D)	(D)	HH
8069 pt.	Specialty hospitals, except psychiatric; nongovernment	4	(D)	(D)	(D)	HH
8069 pt.	Specialty hospitals, except psychiatric; government	—	—	—	—	—
808, 9	Other health services	149	265 495	127 608	29 789	5 338
808	Home health care services	44	123 937	61 961	14 137	2 674
809	Miscellaneous health and allied services, n.e.c.	105	141 558	65 647	15 652	2 664
8092	Kidney dialysis centers	7	(D)	(D)	(D)	EE
8093	Specialty outpatient facilities, n.e.c.	69	92 306	47 986	11 599	1 993
8099	Health and allied services, n.e.c.	29	(D)	(D)	(D)	EE
8111 pt.	Legal aid societies and similar legal services	39	23 977	12 875	2 984	445
823, 4, 9	Selected educational services	50	109 158	11 278	2 845	507
823	Libraries	5	2 348	432	125	36
824	Vocational schools	14	(D)	(D)	(D)	CC
8243	Data processing schools	—	—	—	—	—
8244	Business and secretarial schools	1	(D)	(D)	(D)	AA
8249	Vocational schools, n.e.c.	13	(D)	(D)	(D)	CC
829	Schools and educational services, n.e.c.	31	(D)	(D)	(D)	EE
83	Social services	1 332	1 028 090	353 754	84 736	24 018
835	Child day care services	183	31 658	16 301	4 172	1 536
832, 3, 6, 9	Other social services	1 149	996 432	337 453	80 564	22 482
832	Individual and family social services	400	271 213	106 567	25 758	6 134
833	Job training and vocational rehabilitation services	84	155 104	41 210	9 624	4 004
836	Residential care	481	263 020	123 600	29 136	8 431
839	Social services, n.e.c.	184	307 095	66 076	16 046	3 913

Table 7b. Summary Statistics for Firms Exempt From Federal Income Tax for Metropolitan Areas: 1992—Con.

[Includes only establishments with payroll. For meaning of abbreviations and symbols, see introductory text. For explanation of terms and comparability of 1987 and 1992 censuses, see appendix A. For definitions of CMSA's, MSA's, and PMSA's, see appendix D]

SIC code	Geographic area and kind of business or operation	Establishments (number)	Revenue (\$1,000)	Annual payroll (\$1,000)	First-quarter payroll (\$1,000)	Paid employees for pay period including March 12 (number)
DETROIT-ANN ARBOR-FLINT, MI CMSA—Con.						
Detroit, MI PMSA—Con.						
861, 2, 4, 9	Selected membership organizations -----	777	376 391	109 457	26 553	7 426
861	Business associations -----	138	115 336	33 992	8 363	1 489
864	Civic, social, and fraternal associations -----	492	165 367	47 419	11 167	4 511
862, 9	Other membership organizations -----	147	95 688	28 046	7 023	1 426
862	Professional membership organizations -----	63	62 398	17 445	4 288	649
869	Membership organizations, n.e.c. -----	84	33 290	10 601	2 735	777
873, 4 ex. 8744	Research, testing, and consulting services, except facilities support management services -----	54	44 342	19 109	4 466	674
873	Research, development, and testing services -----	26	27 950	10 088	2 415	412
8731	Commercial physical and biological research -----	3	(D)	(D)	(D)	AA
8732	Commercial economic, sociological, and educational research -----	2	(D)	(D)	(D)	AA
8733	Noncommercial research organizations -----	19	24 666	9 192	2 225	387
8734	Testing laboratories -----	2	(D)	(D)	(D)	AA
874 ex. 8744	Management and public relations services, except facilities support management services -----	28	16 392	9 021	2 051	262
8741	Management services -----	18	10 391	6 010	1 273	190
8742	Management consulting services -----	4	1 797	688	165	20
8743	Public relations services -----	—	—	—	—	—
8748	Business consulting services, n.e.c. -----	6	4 204	2 323	613	52
Flint, MI PMSA						
Total -----		306	775 107	337 353	80 408	13 726
7032, 704	Camps and membership lodging -----	8	1 757	243	65	17
792, 7991 pt., 7997, 7999 pt., 84	Selected amusement, recreation, and related services -----	18	12 899	3 991	712	308
8011 pt.; 8021 pt.; 805, 6, 8, 9	Selected health services -----	58	640 940	290 090	69 119	10 327
8111 pt.	Legal aid societies and similar legal services -----	6	(D)	(D)	(D)	BB
823, 4, 9	Selected educational services -----	9	(D)	(D)	(D)	BB
83	Social services -----	124	88 390	32 492	7 886	2 312
835	Child day care services -----	21	1 905	999	231	136
832, 3, 6, 9	Other social services -----	103	86 485	31 493	7 655	2 176
861, 2, 4, 9	Selected membership organizations -----	75	21 329	6 420	1 556	566
873, 4 ex. 8744	Research, testing, and consulting services, except facilities support management services -----	8	4 330	1 205	350	84
GRAND RAPIDS-MUSKEGON-HOLLAND, MI MSA						
Total -----		771	1 356 566	594 006	134 050	30 271
7032, 704	Camps and membership lodging -----	11	8 201	2 476	403	134
792, 7991 pt., 7997, 7999 pt., 84	Selected amusement, recreation, and related services -----	46	34 460	12 129	2 272	850
8011 pt.; 8021 pt.; 805, 6, 8, 9	Selected health services -----	100	1 047 189	476 661	106 689	21 662
8011 pt., 8021 pt., 805	Clinics of doctors of medicine and dentists -----	12	8 934	3 523	898	141
	Nursing and personal care facilities -----	39	93 120	46 954	11 280	3 578
806	Hospitals -----	16	885 723	391 920	86 310	16 442
8062	General medical and surgical hospitals -----	13	815 035	353 152	75 854	14 797
8063, 9	Specialty hospitals -----	3	70 688	38 768	10 456	1 645
808, 9	Other health services -----	33	59 412	34 264	8 201	1 501
8111 pt.	Legal aid societies and similar legal services -----	7	3 712	2 222	522	73
823, 4, 9	Selected educational services -----	14	1 841	818	186	94
83	Social services -----	356	190 526	78 360	18 936	5 801
835	Child day care services -----	53	7 314	3 893	881	356
832, 3, 6, 9	Other social services -----	303	183 212	74 467	18 055	5 445
832	Individual and family social services -----	134	73 283	31 348	7 576	2 117
833	Job training and vocational rehabilitation services -----	45	29 380	16 047	3 734	1 410
836	Residential care -----	67	41 656	19 142	4 846	1 442
839	Social services, n.e.c. -----	57	38 893	7 930	1 899	476
861, 2, 4, 9	Selected membership organizations -----	223	63 004	18 919	4 448	1 518
861	Business associations -----	33	11 599	4 232	949	171
864	Civic, social, and fraternal associations -----	156	39 246	11 511	2 725	1 127
862, 9	Other membership organizations -----	34	12 159	3 176	774	220

MI-150 MICHIGAN

SERVICE INDUSTRIES—GEOGRAPHIC AREA SERIES

Table 7b. Summary Statistics for Firms Exempt From Federal Income Tax for Metropolitan Areas: 1992—Con.

[Includes only establishments with payroll. For meaning of abbreviations and symbols, see introductory text. For explanation of terms and comparability of 1987 and 1992 censuses, see appendix A. For definitions of CMSA's, MSA's, and PMSA's, see appendix D]

SIC code	Geographic area and kind of business or operation	Establishments (number)	Revenue (\$1,000)	Annual payroll (\$1,000)	First-quarter payroll (\$1,000)	Paid employees for pay period including March 12 (number)
	GRAND RAPIDS—MUSKEGON—HOLLAND, MI MSA—Con.					
873, 4 ex. 8744	Research, testing, and consulting services, except facilities support management services -----	14	7 633	2 421	594	139
873	Research, development, and testing services -----	10	5 743	1 268	318	35
874 ex. 8744	Management and public relations services, except facilities support management services -----	4	1 890	1 153	276	104
	JACKSON, MI MSA					
	Total -----	121	230 685	92 520	21 813	3 696
7032, 704	Camps and membership lodging -----	2	(D)	(D)	(D)	BB
792, 7991 pt., 7997, 7999 pt., 84	Selected amusement, recreation, and related services -----	6	4 499	1 804	303	99
8011 pt.; 8021 pt.; 805, 6, 8, 9	Selected health services -----	14	176 278	73 892	17 787	2 475
8111 pt.	Legal aid societies and similar legal services -----	2	(D)	(D)	(D)	AA
823, 4, 9	Selected educational services -----	2	(D)	(D)	(D)	BB
83	Social services -----	48	23 869	8 542	1 848	629
835	Child day care services -----	14	1 221	695	175	104
832, 3, 6, 9	Other social services -----	34	22 648	7 847	1 673	525
861, 2, 4, 9	Selected membership organizations -----	45	22 422	6 611	1 484	387
873, 4 ex. 8744	Research, testing, and consulting services, except facilities support management services -----	2	(D)	(D)	(D)	BB
	KALAMAZOO—BATTLE CREEK, MI MSA					
	Total -----	410	832 147	407 479	96 923	17 433
7032, 704	Camps and membership lodging -----	9	1 543	394	53	26
792, 7991 pt., 7997, 7999 pt., 84	Selected amusement, recreation, and related services -----	34	21 243	7 150	1 477	573
8011 pt.; 8021 pt.; 805, 6, 8, 9	Selected health services -----	57	664 452	340 911	81 437	12 830
8011 pt., 8021 pt. 805	Clinics of doctors of medicine and dentists -----	10	23 113	13 710	3 321	371
	Nursing and personal care facilities -----	12	42 055	18 099	4 385	1 545
806	Hospitals -----	13	570 054	294 707	70 401	10 255
8062	General medical and surgical hospitals -----	8	423 482	190 152	44 062	7 398
8063, 9	Specialty hospitals -----	5	146 572	104 555	26 339	2 857
808, 9	Other health services -----	22	29 230	14 395	3 330	659
8111 pt.	Legal aid societies and similar legal services -----	4	1 286	774	181	29
823, 4, 9	Selected educational services -----	12	3 996	1 416	345	116
83	Social services -----	170	98 427	41 679	9 749	2 668
835	Child day care services -----	28	3 127	2 051	502	286
832, 3, 6, 9	Other social services -----	142	95 300	39 628	9 247	2 382
832	Individual and family social services -----	58	26 797	13 719	3 330	852
833	Job training and vocational rehabilitation services -----	7	5 194	3 064	646	413
836	Residential care -----	44	33 011	15 218	3 414	687
839	Social services, n.e.c. -----	33	30 298	7 627	1 857	430
861, 2, 4, 9	Selected membership organizations -----	118	32 908	10 395	2 482	1 032
861	Business associations -----	14	4 989	1 572	374	66
864	Civic, social, and fraternal associations -----	79	23 115	7 734	1 840	896
862, 9	Other membership organizations -----	25	4 804	1 089	268	70
873, 4 ex. 8744	Research, testing, and consulting services, except facilities support management services -----	6	8 292	4 760	1 199	159
873	Research, development, and testing services -----	4	(D)	(D)	(D)	CC
874 ex. 8744	Management and public relations services, except facilities support management services -----	2	(D)	(D)	(D)	AA

SERVICE INDUSTRIES—GEOGRAPHIC AREA SERIES

MICHIGAN MI-151

Table 7b. Summary Statistics for Firms Exempt From Federal Income Tax for Metropolitan Areas: 1992—Con.

[Includes only establishments with payroll. For meaning of abbreviations and symbols, see introductory text. For explanation of terms and comparability of 1987 and 1992 censuses, see appendix A. For definitions of CMSA's, MSA's, and PMSA's, see appendix D]

SIC code	Geographic area and kind of business or operation	Establishments (number)	Revenue (\$1,000)	Annual payroll (\$1,000)	First-quarter payroll (\$1,000)	Paid employees for pay period including March 12 (number)
LANSING—EAST LANSING, MI MSA						
	Total	534	877 634	330 778	79 351	15 377
7032, 704	Camps and membership lodging	15	(D)	(D)	(D)	BB
792, 7991 pt., 7997, 7999 pt., 84	Selected amusement, recreation, and related services	18	9 029	3 807	745	282
8011 pt.; 8021 pt.; 805, 6, 8, 9	Selected health services	34	582 373	224 579	53 972	9 117
8011 pt., 8021 pt., 805	Clinics of doctors of medicine and dentists	7	(D)	(D)	(D)	EE
	Nursing and personal care facilities	6	(D)	(D)	(D)	EE
806	Hospitals	7	465 205	197 599	47 799	7 882
8062	General medical and surgical hospitals	7	465 205	197 599	47 799	7 882
8063, 9	Specialty hospitals	—	—	—	—	—
808, 9	Other health services	14	(D)	(D)	(D)	EE
8111 pt.	Legal aid societies and similar legal services	3	(D)	(D)	(D)	BB
823, 4, 9	Selected educational services	9	2 664	1 211	326	56
83	Social services	191	117 193	50 475	12 109	3 570
835	Child day care services	46	14 989	7 084	1 918	800
832, 3, 6, 9	Other social services	145	102 204	43 391	10 191	2 770
832	Individual and family social services	61	32 527	19 975	4 813	1 342
833	Job training and vocational rehabilitation services	12	8 043	2 269	430	83
836	Residential care	23	22 538	10 162	2 325	757
839	Social services, n.e.c.	49	39 096	10 985	2 623	588
861, 2, 4, 9	Selected membership organizations	245	145 754	43 078	10 397	2 079
861	Business associations	83	60 611	19 958	4 919	677
864	Civic, social, and fraternal associations	87	28 921	8 006	1 899	796
862, 9	Other membership organizations	75	56 222	15 114	3 579	606
873, 4 ex. 8744	Research, testing, and consulting services, except facilities support management services	19	15 826	5 668	1 305	175
873	Research, development, and testing services	15	13 366	5 093	1 157	153
874 ex. 8744	Management and public relations services, except facilities support management services	4	2 460	575	148	22
SAGINAW—BAY CITY—MIDLAND, MI MSA						
	Total	340	766 414	316 456	75 214	14 727
7032, 704	Camps and membership lodging	2	(D)	(D)	(D)	AA
792, 7991 pt., 7997, 7999 pt., 84	Selected amusement, recreation, and related services	20	18 416	4 633	960	360
8011 pt.; 8021 pt.; 805, 6, 8, 9	Selected health services	49	626 344	272 667	64 965	10 911
8111 pt.	Legal aid societies and similar legal services	6	(D)	(D)	(D)	BB
823, 4, 9	Selected educational services	4	(D)	(D)	(D)	AA
83	Social services	157	73 583	25 636	6 235	2 613
835	Child day care services	43	6 496	2 038	538	322
832, 3, 6, 9	Other social services	114	67 087	23 598	5 697	2 291
861, 2, 4, 9	Selected membership organizations	95	23 485	6 923	1 683	647
873, 4 ex. 8744	Research, testing, and consulting services, except facilities support management services	7	(D)	(D)	(D)	CC

Table 8a. Summary Statistics for Firms Subject to Federal Income Tax for the Area Outside Metropolitan Areas: 1992

[Includes only establishments with payroll. For meaning of abbreviations and symbols, see introductory text. For explanation of terms and comparability of 1987 and 1992 censuses, see appendix A. For definitions of CMSA's, MSA's, and PMSA's, see appendix D]

SIC code	Kind of business or operation	Establishments (number)	Receipts (\$1,000)	Annual payroll (\$1,000)	First-quarter payroll (\$1,000)	Paid employees for pay period including March 12 (number)
	Total	9 222	2 740 408	1 008 036	212 743	60 068
70 ex. 704	Hotels, rooming houses, camps, and other lodging places (except membership lodging)	740	345 751	89 107	18 043	8 495
7011	Hotels and motels	637	330 305	86 266	17 743	8 291
7011 pt.	Hotels	194	232 076	65 611	14 020	5 887
7011 pt.	Hotels, 25 guestrooms or more	106	222 087	63 850	13 692	5 618
7011 pt.	Hotels, less than 25 guestrooms	88	9 989	1 761	328	269
7011 pt.	Motels, motor hotels, and tourist courts	443	98 229	20 655	3 723	2 404
7011 pt.	Motels, tourist courts	400	77 206	15 375	2 633	1 812
7011 pt.	Motor hotels	43	21 023	5 280	1 090	592
702, 3	Other lodging places	103	15 446	2 841	300	204
702	Rooming and boarding houses	13	(D)	(D)	(D)	BB
703	Camps and recreational vehicle parks	90	(D)	(D)	(D)	CC
72	Personal services	1 135	152 396	45 872	10 592	4 762
721	Laundry, cleaning, and garment services	291	46 132	14 048	3 097	1 527
7211	Power laundries, family and commercial*	15	(D)	(D)	(D)	CC
7213	Linen supply*	12	(D)	(D)	(D)	CC
7215	Coin-operated laundries and drycleaning	118	13 316	3 165	705	437
7216	Drycleaning plants, except rug cleaning*	70	9 691	3 341	748	402
7217	Carpet and upholstery cleaning	50	(D)	(D)	(D)	CC
7218	Industrial laundriers*	10	(D)	(D)	(D)	CC
7212, 9	Other laundry, cleaning, and garment services*	16	(D)	(D)	(D)	BB
7212	Garment pressing, and agents for laundries and drycleaners	3	(D)	(D)	(D)	AA
7219	Laundry and garment services, n.e.c.*	13	(D)	(D)	(D)	BB
722	Photographic studios, portrait	65	7 757	1 342	277	145
723, 4	Beauty and barber shops	471	36 981	15 033	3 373	1 728
723	Beauty shops	458	(D)	(D)	(D)	GG
724	Barber shops	13	(D)	(D)	(D)	BB
725	Shoe repair shops and shoeshine parlors	3	(D)	(D)	(D)	AA
726	Funeral service and crematories	178	50 689	12 219	2 600	630
729	Miscellaneous personal services	127	(D)	(D)	(D)	FF
7291	Tax return preparation services	70	6 198	2 148	952	519
7299	Miscellaneous personal services, n.e.c.	57	(D)	(D)	(D)	CC
73	Business services	899	286 237	124 610	25 896	8 714
731	Advertising	40	15 216	6 338	1 345	278
7311	Advertising agencies	18	4 548	1 817	418	70
7312	Outdoor advertising services	5	(D)	(D)	(D)	BB
7313	Radio, television, publishers' advertising representatives	6	(D)	(D)	(D)	BB
7319	Advertising, n.e.c.	11	(D)	(D)	(D)	CC
732	Consumer credit reporting agencies, mercantile reporting agencies, and adjustment and collection agencies	29	(D)	(D)	(D)	CC
7322	Adjustment and collection services	23	4 366	1 274	262	90
7323	Credit reporting services	6	(D)	(D)	(D)	BB
733	Mailing, reproduction, commercial art and photography, and stenographic services	60	(D)	(D)	(D)	EE
7331	Direct mail advertising services	2	(D)	(D)	(D)	BB
7334	Photocopying and duplicating services	9	(D)	(D)	(D)	BB
7335, 6	Commercial photography, art, and graphics	22	(D)	(D)	(D)	CC
7335	Commercial photography	6	(D)	(D)	(D)	AA
7336	Commercial art and graphic design	16	(D)	(D)	(D)	CC
7338	Secretarial and court reporting services	27	(D)	(D)	(D)	CC
734	Services to dwellings and other buildings	239	30 652	12 393	2 580	1 218
7342	Disinfecting and pest control services	21	3 095	802	140	46
7349	Building cleaning and maintenance services, n.e.c.	218	27 557	11 591	2 440	1 172
735	Miscellaneous equipment rental and leasing	125	54 986	14 416	3 452	787
7352	Medical equipment rental and leasing	29	18 297	4 185	1 011	169
7353	Heavy construction equipment rental and leasing	9	3 511	1 504	306	42
7359	Equipment rental and leasing, n.e.c.	87	33 178	8 727	2 135	576
736	Personnel supply services	89	77 630	54 272	9 380	3 982
7361	Employment agencies	22	3 494	1 836	312	122
7363	Help supply services	67	74 136	52 436	9 068	3 860
7363 pt.	Temporary help supply	46	49 638	34 511	5 780	2 920
7363 pt.	Help supply, except temporary	21	24 498	17 925	3 288	940
737	Computer programming, data processing, and other computer related services	86	22 523	8 367	2 108	376
7371, 2, 3	Computer programming, prepackaged software, and integrated systems	54	(D)	(D)	(D)	CC
7371	Computer programming services	36	(D)	(D)	(D)	CC
7372	Prepackaged software	7	1 999	699	167	30
7373	Computer integrated systems	11	(D)	(D)	(D)	BB
7374, 5, 6	Data processing services	16	(D)	(D)	(D)	CC
7374, 5	Computer processing, information retrieval	13	(D)	(D)	(D)	CC
7376	Computer facilities management services	3	(D)	(D)	(D)	BB
7377, 8, 9	Computer rental and leasing, maintenance, and related services, n.e.c.	16	(D)	(D)	(D)	AA
7377	Computer rental and leasing	-	-	-	-	-
7378	Computer maintenance and repair	10	(D)	(D)	(D)	AA
7379	Computer related services, n.e.c.	6	479	128	27	5

Table 8a. Summary Statistics for Firms Subject to Federal Income Tax for the Area Outside Metropolitan Areas: 1992 — Con.

[Includes only establishments with payroll. For meaning of abbreviations and symbols, see introductory text. For explanation of terms and comparability of 1987 and 1992 censuses, see appendix A. For definitions of CMSA's, MSA's, and PMSA's, see appendix D]

SIC code	Kind of business or operation	Establishments (number)	Receipts (\$1,000)	Annual payroll (\$1,000)	First-quarter payroll (\$1,000)	Paid employees for pay period including March 12 (number)
73	Business services—Con.					
738	Miscellaneous business services -----	231	64 871	21 823	5 511	1 643
7381, 2	Detective agencies and protective services -----	33	13 624	7 525	2 041	676
7381	Detective, guard, and armored car services -----	29	(D)	(D)	(D)	FF
7382	Security systems services -----	4	(D)	(D)	(D)	BB
7383	News syndicates -----	—	—	—	—	—
7384	Photofinishing laboratories* -----	24	3 339	722	161	76
7389	Business services, n.e.c. -----	174	47 908	13 576	3 309	891
7389 pt.	Sign painting shops -----	13	2 257	511	84	34
7389 pt.	Interior designing -----	13	(D)	(D)	(D)	BB
7389 pt.	Telephone answering services -----	10	(D)	(D)	(D)	BB
7389 pt.	Other business services -----	138	40 713	12 211	3 040	769
75	Automotive repair, services, and parking -----	1 063	253 734	57 374	13 173	3 612
751	Automotive rental and leasing, without drivers -----	41	(D)	(D)	(D)	CC
7513	Truck rental and leasing, without drivers -----	18	(D)	(D)	(D)	BB
7514, 5	Passenger car rental and leasing -----	18	(D)	(D)	(D)	BB
7514	Passenger car rental -----	17	(D)	(D)	(D)	BB
7515	Passenger car leasing -----	1	(D)	(D)	(D)	AA
7519	Utility trailer and recreational vehicle rental -----	5	(D)	(D)	(D)	AA
752	Automobile parking -----	1	(D)	(D)	(D)	AA
753	Automotive repair shops -----	880	205 206	47 431	10 894	2 804
7532	Top, body, and upholstery repair shops and paint shops -----	318	69 227	17 517	4 230	997
7532 pt.	Top and body repair shops -----	292	66 030	16 778	4 063	950
7532 pt.	Paint shops -----	26	3 197	739	167	47
7538	General automotive repair shops -----	397	89 110	19 287	4 315	1 222
7538 pt.	General automotive repair shops, except diesel -----	358	74 861	15 494	3 441	1 014
7538 pt.	Diesel repair shops -----	39	14 249	3 793	874	208
7533, 4, 6, 7, 9	Other automotive repair shops -----	165	46 869	10 627	2 349	585
7533	Automotive exhaust system repair shops -----	54	15 388	3 529	794	196
7534	Tire retreading and repair shops -----	10	(D)	(D)	(D)	BB
7536	Automotive glass replacement shops -----	23	8 222	2 000	458	99
7537	Automotive transmission repair shops -----	25	(D)	(D)	(D)	BB
7539	Automotive repair shops, n.e.c. -----	53	12 767	2 908	670	175
7539 pt.	Radiator repair -----	16	(D)	(D)	(D)	BB
7539 pt.	Brake, front end, and wheel alignment -----	21	(D)	(D)	(D)	BB
7539 pt.	Automotive electrical and fuel system services -----	12	(D)	(D)	(D)	BB
7539 pt.	Other automotive repair shops, n.e.c. -----	4	(D)	(D)	(D)	AA
754	Automotive services, except repair -----	141	(D)	(D)	(D)	FF
7542	Carwashes -----	78	(D)	(D)	(D)	EE
7549	Automotive services, except repair and carwashes -----	63	16 427	4 285	994	355
76	Miscellaneous repair services -----	363	101 025	26 171	5 750	1 499
762	Electrical repair shops -----	79	19 798	4 915	1 104	289
7622	Radio and television repair shops -----	14	(D)	(D)	(D)	BB
7623, 9	Other electrical and electronic repair shops -----	65	(D)	(D)	(D)	EE
7623	Refrigeration and air-conditioning service and repair shops -----	13	(D)	(D)	(D)	BB
7629	Electrical and electronic repair shops, n.e.c. -----	52	13 769	3 796	862	220
763	Watch, clock, and jewelry repair -----	1	(D)	(D)	(D)	AA
764	Reupholstery and furniture repair -----	34	(D)	(D)	(D)	BB
769	Miscellaneous repair and related services -----	249	78 582	20 540	4 499	1 142
7692	Welding repair -----	34	10 066	2 740	529	156
7694	Armature rewinding shops -----	15	8 906	2 009	451	91
7699	Repair shops and related services, n.e.c. -----	200	59 610	15 791	3 519	895
78, 79, 84	Amusement and recreation services, including motion pictures and museums -----	826	216 683	51 171	9 307	4 973
781, 2	Motion picture production, distribution, and services -----	6	(D)	(D)	(D)	AA
783	Motion picture theaters -----	59	(D)	(D)	(D)	FF
7832	Motion picture theaters, except drive-in -----	54	(D)	(D)	(D)	FF
7833	Drive-in motion picture theaters -----	5	(D)	(D)	(D)	AA
784	Video tape rental -----	162	(D)	(D)	(D)	FF
792	Theatrical producers (except motion picture), bands, orchestras, and entertainers -----	7	(D)	(D)	(D)	BB
7922	Theatrical producers (except motion picture) and miscellaneous theatrical services -----	3	(D)	(D)	(D)	AA
7929	Bands, orchestras, actors, and other entertainers and entertainment groups -----	4	(D)	(D)	(D)	BB
793	Bowling centers -----	102	28 544	7 012	1 980	1 029
79 ex. 792, 3, 84	Commercial sports and other amusement and recreation services, including museums -----	490	145 681	36 328	5 560	2 666
794	Commercial sports -----	15	9 492	1 756	287	51
7941	Professional sports clubs, managers, promoters -----	6	(D)	(D)	(D)	BB
7948	Racing, including track operation -----	9	(D)	(D)	(D)	AA
79 ex. 792, 3, 4, 84	Other amusement and recreation services, including museums -----	475	136 189	34 572	5 273	2 615
791	Dance studios, schools, and halls -----	21	946	149	42	61
7991	Physical fitness facilities -----	48	3 792	986	226	168
7992	Public golf courses -----	98	32 300	7 934	643	289
7993	Coin-operated amusement devices -----	27	5 598	1 125	295	173
7996	Amusement parks -----	15	2 283	588	7	38
7997	Membership sports and recreation clubs -----	82	21 138	6 242	729	372
7999, 84	Amusement and recreation services, including museums, n.e.c. -----	184	70 132	17 548	3 331	1 514
7999 pt.	Concession operators of amusement devices and rides -----	7	(D)	(D)	(D)	AA
7999 pt.	Carnivals, circuses, and fairs -----	5	(D)	(D)	(D)	AA
7999 pt., 84	Other recreation and amusements, including museums -----	172	63 791	16 567	3 310	1 496

Table 8a. Summary Statistics for Firms Subject to Federal Income Tax for the Area Outside Metropolitan Areas: 1992 — Con.

[Includes only establishments with payroll. For meaning of abbreviations and symbols, see introductory text. For explanation of terms and comparability of 1987 and 1992 censuses, see appendix A. For definitions of CMSA's, MSA's, and PMSA's, see appendix D]

SIC code	Kind of business or operation	Establishments (number)	Receipts (\$1,000)	Annual payroll (\$1,000)	First-quarter payroll (\$1,000)	Paid employees for pay period including March 12 (number)
80	Health services	2 172	902 673	419 243	86 305	18 441
801	Offices and clinics of doctors of medicine	772	381 115	199 994	37 600	4 791
8011 pt.	Offices of doctors of medicine	761	372 706	196 348	36 806	4 696
8011 pt.	General medical clinics	11	8 409	3 646	794	95
802	Offices and clinics of dentists	585	170 658	66 947	14 036	3 190
803	Offices and clinics of doctors of osteopathy	170	52 971	24 169	4 930	845
804	Offices and clinics of other health practitioners	408	81 498	22 661	4 790	1 294
8041	Offices and clinics of chiropractors	175	24 244	5 953	1 329	440
8042	Offices and clinics of optometrists	129	34 404	8 580	1 774	483
8043	Offices and clinics of podiatrists	30	6 058	1 955	419	91
8049	Offices and clinics of health practitioners, n.e.c.	74	16 792	6 173	1 268	280
805	Nursing and personal care facilities	104	168 550	82 034	19 687	6 711
8051	Skilled nursing care facilities	70	145 873	69 831	16 894	5 743
8052	Intermediate care facilities	29	19 793	10 918	2 643	912
8059	Nursing and personal care facilities, n.e.c.	5	2 884	1 285	150	56
806	Hospitals	—	—	—	—	—
8062	General medical and surgical hospitals	—	—	—	—	—
8063, 9	Specialty hospitals	—	—	—	—	—
807, 8, 9	Other health services	133	47 881	23 438	5 262	1 610
807	Medical and dental laboratories	53	13 945	5 512	1 013	193
8071	Medical laboratories	19	8 376	3 578	574	84
8072	Dental laboratories	34	5 569	1 934	439	109
808	Home health care services	50	25 997	14 369	3 632	1 275
809	Miscellaneous health and allied services, n.e.c.	30	7 939	3 557	617	142
8092	Kidney dialysis centers	1	(D)	(D)	(D)	AA
8093	Specialty outpatient facilities, n.e.c.	18	(D)	(D)	(D)	BB
8099	Health and allied services, n.e.c.	11	(D)	(D)	(D)	BB
81	Legal services	612	143 136	56 739	11 717	2 086
823, 4, 9	Selected educational services	19	4 334	1 324	576	79
823	Libraries	—	—	—	—	—
824	Vocational schools	6	(D)	(D)	(D)	AA
829	Schools and educational services, n.e.c.	13	(D)	(D)	(D)	BB
83	Social services	457	48 766	16 550	3 789	2 049
835	Child day care services	142	5 931	2 007	456	366
832, 3, 6, 9	Other social services	315	42 835	14 543	3 333	1 683
87 ex. 8733	Engineering, accounting, research, management, and related services (except noncommercial research organizations)	881	260 480	112 339	25 659	5 046
871	Engineering, architectural, and surveying services	250	103 856	43 479	9 419	1 542
8711	Engineering services	136	80 938	33 491	7 306	1 066
8712	Architectural services	43	10 774	4 243	964	167
8713	Surveying services	71	12 144	5 745	1 149	309
872	Accounting, auditing, and bookkeeping services	419	78 172	34 601	8 671	1 750
873 ex. 8733	Research, development, and testing services (except noncommercial research organizations)	22	(D)	(D)	(D)	CC
8731	Commercial physical and biological research	8	924	394	82	24
8732	Commercial economic, sociological, and educational research	4	(D)	(D)	(D)	BB
8734	Testing laboratories	10	(D)	(D)	(D)	CC
874	Management and public relations services	190	(D)	(D)	(D)	GG
8741	Management services	63	42 410	20 120	4 405	1 176
8742	Management consulting services	89	21 323	9 014	1 947	320
8743	Public relations services	3	(D)	(D)	(D)	AA
8744	Facilities support management services	—	—	—	—	—
8748	Business consulting services, n.e.c.	35	(D)	(D)	(D)	BB
89	Services, n.e.c.	55	25 193	7 536	1 936	312

Table 8b. Summary Statistics for Firms Exempt From Federal Income Tax for the Area Outside Metropolitan Areas: 1992

[Includes only establishments with payroll. For meaning of abbreviations and symbols, see introductory text. For explanation of terms and comparability of 1987 and 1992 censuses, see appendix A. For definitions of CMSA's, MSA's, and PMSA's, see appendix D]

SIC code	Kind of business or operation	Establishments (number)	Revenue (\$1,000)	Annual payroll (\$1,000)	First-quarter payroll (\$1,000)	Paid employees for pay period including March 12 (number)
	Total	1 528	1 618 651	695 744	163 894	36 589
7032, 704	Camps and membership lodging	52	13 038	4 155	656	341
7032	Sporting and recreational camps	39	11 440	3 725	585	307
704	Organization hotels and lodging houses, on membership basis	13	1 598	430	71	34
792, 7991 pt., 7997, 7999 pt., 84	Selected amusement, recreation, and related services	106	36 167	9 318	1 323	660
792	Theatrical producers (except motion picture), bands, orchestras, and entertainers	9	1 774	572	84	26
7922	Theatrical producers (except motion picture) and miscellaneous theatrical services	7	(D)	(D)	(D)	BB
7922 pt.	Producers of live theatrical productions	5	(D)	(D)	(D)	AA
7922 pt.	Producers of radio and television shows, except tape	—	—	—	—	—
7922 pt.	Artists' and entertainers' managers or agents, concert bureaus, booking agents	—	—	—	—	—
7922 pt.	Other theatrical services	2	(D)	(D)	(D)	AA
7929	Bands, orchestras, actors, and other entertainers and entertainment groups	2	(D)	(D)	(D)	AA
7929 pt.	Dance groups and artists	—	—	—	—	—
7929 pt.	Symphony orchestras, opera companies, and chamber music organizations	2	(D)	(D)	(D)	AA
7929 pt.	Other music groups and artists	—	—	—	—	—
7929 pt.	Other entertainers and entertainment groups	—	—	—	—	—
7991 pt., 7997	Gymnasiums, athletic clubs, and membership sports and recreation clubs	64	23 651	7 344	1 017	535
7991 pt.	Gymnasiums and athletic clubs	1	(D)	(D)	(D)	AA
7997	Membership sports and recreation clubs	63	(D)	(D)	(D)	FF
7999 pt.	Fairs	17	6 058	640	75	33
84	Museums, art galleries, and botanical and zoological gardens	16	4 684	762	147	66
841	Museums and art galleries	15	(D)	(D)	(D)	BB
842	Arboreta and botanical or zoological gardens	1	(D)	(D)	(D)	BB
8011 pt.; 8021 pt.; 805, 6, 8, 9	Selected health services	212	1 299 779	585 085	139 404	26 248
8011 pt., 8021 pt.	Clinics of doctors of medicine and dentists	22	(D)	(D)	(D)	EE
8011 pt.	General medical clinics	21	(D)	(D)	(D)	EE
8021 pt.	Dental clinics	1	(D)	(D)	(D)	AA
805	Nursing and personal care facilities	64	64 321	28 411	6 676	2 051
8051	Skilled nursing care facilities	13	48 594	19 009	4 409	1 302
8052	Intermediate care facilities	44	(D)	(D)	(D)	FF
8059	Nursing and personal care facilities, n.e.c.	7	(D)	(D)	(D)	BB
806	Hospitals	70	(D)	(D)	(D)	JJ
8062	General medical and surgical hospitals	68	1 127 550	498 107	118 718	21 863
8062 pt.	General medical and surgical hospitals, nongovernment	45	825 117	354 446	84 385	16 065
8062 pt.	General medical and surgical hospitals, government	23	302 433	143 661	34 333	5 798
8063, 9	Specialty hospitals	2	(D)	(D)	(D)	FF
8063	Psychiatric hospitals	2	(D)	(D)	(D)	FF
8063 pt.	Psychiatric hospitals, nongovernment	—	—	—	—	—
8063 pt.	Psychiatric hospitals, government	2	(D)	(D)	(D)	FF
8069	Specialty hospitals, except psychiatric	—	—	—	—	—
8069 pt.	Specialty hospitals, except psychiatric; nongovernment	—	—	—	—	—
8069 pt.	Specialty hospitals, except psychiatric; government	—	—	—	—	—
808, 9	Other health services	56	40 084	20 684	4 739	1 214
808	Home health care services	24	18 751	10 265	2 313	641
809	Miscellaneous health and allied services, n.e.c.	32	21 333	10 419	2 426	573
8092	Kidney dialysis centers	—	—	—	—	—
8093	Specialty outpatient facilities, n.e.c.	6	18 704	9 540	2 241	508
8099	Health and allied services, n.e.c.	26	2 629	879	185	65
8111 pt.	Legal aid societies and similar legal services	13	(D)	(D)	(D)	BB
823, 4, 9	Selected educational services	16	4 766	1 766	407	125
823	Libraries	9	(D)	(D)	(D)	AA
824	Vocational schools	1	(D)	(D)	(D)	BB
8243	Data processing schools	—	—	—	—	—
8244	Business and secretarial schools	1	(D)	(D)	(D)	BB
8249	Vocational schools, n.e.c.	—	—	—	—	—
829	Schools and educational services, n.e.c.	6	(D)	(D)	(D)	BB
83	Social services	591	176 366	72 263	17 085	6 849
835	Child day care services	150	10 118	4 848	1 123	555
832, 3, 6, 9	Other social services	441	166 248	67 415	15 962	6 294
832	Individual and family social services	212	60 088	25 081	6 246	2 083
833	Job training and vocational rehabilitation services	35	37 212	16 416	3 912	2 283
836	Residential care	108	36 311	18 237	3 965	1 363
839	Social services, n.e.c.	86	32 637	7 681	1 839	565
861, 2, 4, 9	Selected membership organizations	521	83 326	21 206	4 649	2 291
861	Business associations	84	15 109	4 408	1 057	307
864	Civic, social, and fraternal associations	349	59 195	14 236	3 038	1 756
862, 9	Other membership organizations	88	9 022	2 562	554	228
862	Professional membership organizations	13	1 416	426	97	21
869	Membership organizations, n.e.c.	75	7 606	2 136	457	207

Table 8b. Summary Statistics for Firms Exempt From Federal Income Tax for the Area Outside Metropolitan Areas: 1992 — Con.

[Includes only establishments with payroll. For meaning of abbreviations and symbols, see introductory text. For explanation of terms and comparability of 1987 and 1992 censuses, see appendix A. For definitions of CMSA's, MSA's, and PMSA's, see appendix D]

SIC code	Kind of business or operation	Establishments (number)	Revenue (\$1,000)	Annual payroll (\$1,000)	First-quarter payroll (\$1,000)	Paid employees for pay period including March 12 (number)
873, 4 ex. 8744	Research, testing, and consulting services, except facilities support management services -----	17	(D)	(D)	(D)	BB
873	Research, development, and testing services -----	10	(D)	(D)	(D)	BB
8731	Commercial physical and biological research -----	2	(D)	(D)	(D)	AA
8732	Commercial economic, sociological, and educational research ----	2	(D)	(D)	(D)	AA
8733	Noncommercial research organizations -----	4	(D)	(D)	(D)	AA
8734	Testing laboratories -----	2	(D)	(D)	(D)	AA
874 ex. 8744	Management and public relations services, except facilities support management services -----	7	667	206	43	14
8741	Management services -----	1	(D)	(D)	(D)	AA
8742	Management consulting services -----	—	—	—	—	—
8743	Public relations services -----	2	(D)	(D)	(D)	AA
8748	Business consulting services, n.e.c. -----	4	418	144	33	11

Table 9. Places With 2,500 Inhabitants or More Ranked by Volume of Receipts of Firms Subject to Federal Income Tax: 1992

[Includes only establishments with payroll. For meaning of abbreviations and symbols, see introductory text. For explanation of terms and comparability of 1987 and 1992 censuses, see appendix A. For information on geographic areas followed by ▲, see appendix F]

Geographic area	Receipts		Cumulative receipts		Geographic area	Receipts		Cumulative receipts	
	Rank ¹	Amount (\$1,000)	Amount (\$1,000)	Percent of State total		Rank ¹	Amount (\$1,000)	Amount (\$1,000)	Percent of State total
Michigan ▲ -----	(X)	35 123 794	35 123 794	100.0	Michigan ▲—Con.				
Detroit -----	1	2 885 071	2 885 071	8.2	Monroe (Monroe County) -----	51	139 892	24 931 836	71.0
Southfield -----	2	2 500 345	5 385 416	15.3	Brighton (Livingston County) -----	52	131 179	25 063 015	71.4
Troy -----	3	1 966 561	7 351 977	20.9	Allen Park -----	53	126 183	25 189 198	71.7
Grand Rapids -----	4	1 418 550	8 770 527	25.0	Bay City -----	54	126 006	25 315 204	72.1
Livonia -----	5	1 408 803	10 179 330	29.0	Marquette -----	55	121 799	25 437 003	72.4
Farmington Hills -----	6	1 137 182	11 316 512	32.2	Kalamazoo township (Kalamazoo County) -	56	117 448	25 554 451	72.8
Ann Arbor -----	7	1 035 395	12 351 907	35.2	St. Joseph -----	57	111 721	25 666 172	73.1
Warren -----	8	843 354	13 195 261	37.6	Dearborn Heights -----	58	110 179	25 776 351	73.4
Bloomfield Hills -----	9	733 774	13 929 035	39.7	Saginaw charter township -----	59	104 621	25 880 972	73.7
Sterling Heights -----	10	731 233	14 660 268	41.7	Southgate -----	60	100 503	25 981 475	74.0
Dearborn -----	11	696 588	15 356 856	43.7	Lincoln Park -----	61	100 133	26 081 608	74.3
Lansing ▲ -----	12	631 614	15 988 470	45.5	East Detroit -----	62	98 438	26 180 046	74.5
Flint (Genesee County) -----	13	587 302	16 575 772	47.2	Grand Haven -----	63	96 350	26 276 396	74.8
Kalamazoo (Kalamazoo County) -----	14	485 652	17 061 424	48.6	Mount Pleasant -----	64	95 806	26 372 202	75.1
Auburn Hills -----	15	473 819	17 535 243	49.9	Walker -----	65	95 564	26 467 766	75.4
Madison Heights -----	16	364 410	17 899 653	51.0	Burton -----	66	93 525	26 561 291	75.6
Saginaw -----	17	334 728	18 234 381	51.9	Ferdale -----	67	92 337	26 653 628	75.9
Birmingham -----	18	299 903	18 534 284	52.8	Petoskey -----	68	88 562	26 742 190	76.1
Traverse City ▲ -----	19	296 446	18 830 730	53.6	Canton township -----	69	87 266	26 829 456	76.4
Pontiac -----	20	282 072	19 112 802	54.4	Adrian -----	70	85 086	26 914 542	76.6
Rochester Hills -----	21	275 843	19 388 645	55.2	Farmington -----	71	84 214	26 998 756	76.9
Kentwood -----	22	244 955	19 633 600	55.9	Highland Park -----	72	79 998	27 078 754	77.1
Romulus -----	23	240 208	19 873 808	56.6	Meridian township -----	73	78 583	27 157 337	77.3
Royal Oak -----	24	237 649	20 111 457	57.3	Howell -----	74	77 806	27 235 143	77.5
West Bloomfield township -----	25	236 582	20 348 039	57.9	Grandville -----	75	76 429	27 311 572	77.8
Ypsilanti -----	26	235 890	20 583 929	58.6	Independence township -----	76	76 109	27 387 681	78.0
Novi -----	27	219 058	20 802 987	59.2	Fraser -----	77	75 879	27 463 560	78.2
Flint township (Genesee County) -----	28	214 125	21 017 112	59.8	Scio township -----	78	75 671	27 539 231	78.4
Mount Clemens -----	29	213 661	21 230 773	60.4	Oshkemo township -----	79	70 593	27 609 824	78.6
Midland ▲ -----	30	208 295	21 439 068	61.0	Sault Ste. Marie -----	80	70 282	27 680 106	78.8
Jackson -----	31	207 121	21 646 189	61.6	Trenton -----	81	69 613	27 749 719	79.0
Holland ▲ -----	32	203 613	21 849 802	62.2	Ypsilanti township -----	82	68 782	27 818 501	79.2
Wyoming -----	33	203 289	22 053 091	62.8	Garden City -----	83	68 078	27 886 579	79.4
St. Clair Shores -----	34	200 797	22 253 888	63.4	Northville ▲ -----	84	67 370	27 953 949	79.6
Battle Creek -----	35	184 925	22 438 813	63.9	Berkley -----	85	67 267	28 021 216	79.8
Clinton township -----	36	175 954	22 614 767	64.4	Cadillac -----	86	66 889	28 088 105	80.0
Plymouth (Wayne County) -----	37	173 771	22 788 538	64.9	Utica -----	87	66 002	28 154 107	80.2
Westland -----	38	171 790	22 960 328	65.4	Clawson -----	88	65 639	28 219 746	80.3
Muskegon (Muskegon County) -----	39	170 478	23 130 806	65.9	Wayne -----	89	65 248	28 284 994	80.5
Taylor -----	40	165 501	23 296 307	66.3	Grosse Pointe Woods -----	90	64 749	28 349 718	80.7
Norton Shores -----	41	163 586	23 459 893	66.8	Beverly Hills -----	91	63 207	28 412 925	80.9
Roseville -----	42	158 737	23 618 630	67.2	Walled Lake -----	92	62 451	28 475 376	81.1
Waterford township -----	43	156 340	23 774 970	67.7	Wyandotte -----	93	60 997	28 536 373	81.2
Oak Park -----	44	156 075	23 931 045	68.1	Hazel Park -----	94	59 358	28 595 731	81.4
Bloomfield township -----	45	147 507	24 078 552	68.6	Grand Blanc (Genesee County) -----	95	58 296	28 654 027	81.6
East Lansing -----	46	144 028	24 222 580	69.0	Benton Harbor -----	96	57 695	28 711 722	81.7
Port Huron -----	47	143 858	24 366 438	69.4	Owosso -----	97	56 804	28 768 526	81.9
Portage -----	48	143 232	24 509 670	69.8	East Grand Rapids -----	98	55 280	28 823 806	82.1
Rochester -----	49	142 033	24 651 703	70.2	Gaylord -----	99	53 930	28 877 736	82.2
Redford township -----	50	140 241	24 791 944	70.6	Lapeer -----	100	53 902	28 931 638	82.4

See footnotes at end of table.

Table 9. Places With 2,500 Inhabitants or More Ranked by Volume of Receipts of Firms Subject to Federal Income Tax: 1992 —Con.

[Includes only establishments with payroll. For meaning of abbreviations and symbols, see introductory text. For explanation of terms and comparability of 1987 and 1992 censuses, see appendix A. For information on geographic areas followed by ▲, see appendix F]

Geographic area	Receipts		Cumulative receipts		Geographic area	Receipts		Cumulative receipts	
	Rank ¹	Amount (\$1,000)	Amount (\$1,000)	Percent of State total		Rank ¹	Amount (\$1,000)	Amount (\$1,000)	Percent of State total
Michigan ▲—Con.					Michigan ▲—Con.				
Delta charter township	101	51 964	28 983 602	82.5	Washington township balance ▲	181	15 791	31 282 695	89.1
Niles ▲	102	51 111	29 034 713	82.7	South Haven ▲	182	15 421	31 298 116	89.1
Milford	103	49 747	29 084 460	82.8	Holland township (Ottawa County)	183	15 386	31 313 502	89.2
Escanaba	104	49 543	29 134 003	82.9	Saline	184	15 382	31 328 885	89.2
Lathrup Village	105	49 219	29 183 222	83.1	Holly	185	15 382	31 344 267	89.2
Alpena	106	48 401	29 231 623	83.2	Grand Ledge	186	15 246	31 359 513	89.3
Coldwater	107	47 708	29 279 331	83.4	Inkster	187	15 239	31 374 752	89.3
Melvindale	108	47 024	29 326 355	83.5	Pittsfield township	188	15 100	31 389 852	89.4
Fenton (Genesee County)	109	44 201	29 370 556	83.6	Richmond	189	14 964	31 404 816	89.4
Big Rapids	110	42 764	29 413 320	83.7	Harrison township	190	14 859	31 419 675	89.5
Wixom	111	42 751	29 456 071	83.9	Davison (Genesee County)	191	14 835	31 434 510	89.5
Ludington	112	42 288	29 498 359	84.0	Spring Lake	192	14 736	31 449 246	89.5
Iron Mountain	113	42 214	29 540 573	84.1	Grosse Pointe Shores ▲	193	14 617	31 463 863	89.6
Commerce township balance ▲	114	41 583	29 582 156	84.2	Durant	194	14 242	31 478 105	89.6
Riverview	115	41 374	29 623 530	84.3	Kingsford	195	13 761	31 491 866	89.7
Harper Woods	116	40 602	29 664 132	84.5	Charlotte	196	13 551	31 505 417	89.7
Springfield	117	39 372	29 703 504	84.6	Clio	197	13 255	31 518 672	89.7
Sturgis	118	39 216	29 742 720	84.7	Van Buren township	198	13 080	31 531 752	89.8
Muskegon Heights	119	37 517	29 780 237	84.8	Rockford	199	13 036	31 544 778	89.8
Lake Orion ▲	120	36 944	29 817 181	84.9	Roosevelt Park	200	12 989	31 557 787	89.8
Shelby charter township	121	36 645	29 853 826	85.0	Dowagiac	201	12 723	31 570 500	89.9
Grand Blanc township (Genesee County)	122	35 879	29 889 705	85.1	Charlevoix	202	12 679	31 583 179	89.9
Marshall	123	34 923	29 924 628	85.2	Hudsonville	203	12 626	31 595 805	90.0
Belleville	124	34 447	29 959 075	85.3	Paw Paw	204	12 577	31 608 382	90.0
Delhi charter township	125	33 973	29 993 048	85.4	North Muskegon	205	12 547	31 620 929	90.0
New Baltimore	126	33 878	30 026 926	85.5	Belding	206	12 471	31 633 400	90.1
Three Rivers	127	33 582	30 060 508	85.6	Lowell	207	12 285	31 645 685	90.1
Huntington Woods	128	31 404	30 091 912	85.7	Caro	208	12 074	31 657 759	90.1
Georgetown township	129	30 908	30 122 820	85.8	South Lyon	209	11 852	31 669 611	90.2
Flushing	130	30 609	30 153 429	85.8	Byron township	210	11 778	31 681 389	90.2
Frankenmuth	131	30 184	30 183 613	85.9	Plainwell	211	11 369	31 692 758	90.2
Bedford township	132	30 156	30 213 769	86.0	Ishpeming	212	11 154	31 703 912	90.3
Hastings	133	29 347	30 243 116	86.1	Whitehall	213	10 696	31 714 608	90.3
Mason	134	28 786	30 271 902	86.2	St. Ignace	214	10 451	31 725 059	90.3
Greenville	135	28 332	30 300 234	86.3	Comstock township	215	10 424	31 735 483	90.4
Grosse Pointe	136	28 001	30 328 235	86.3	De Witt township (Clinton County)	216	10 044	31 745 527	90.4
Swartz Creek	137	27 996	30 356 231	86.4	Franklin	217	9 988	31 755 515	90.4
Grand Rapids charter township	138	27 890	30 384 121	86.5	Bridgeport charter township	218	9 455	31 764 970	90.4
St. Johns	139	27 878	30 411 999	86.6	Mundy township	219	9 386	31 774 356	90.5
Plainfield township	140	27 604	30 439 603	86.7	East Tawas	220	9 288	31 783 644	90.5
Grosse Pointe Farms	141	27 097	30 466 700	86.7	Chesaning	221	9 257	31 792 901	90.5
Park township	142	27 037	30 493 737	86.8	Macomb township	222	9 228	31 802 129	90.5
Genesee township	143	26 277	30 520 014	86.9	Eaton Rapids	223	9 032	31 811 161	90.6
Woodhaven	144	26 036	30 546 050	87.0	Brownstown township	224	8 981	31 820 142	90.6
Zeeland	145	25 743	30 571 793	87.0	White Lake township	225	8 840	31 828 982	90.6
Alma	146	25 538	30 597 331	87.1	Mount Morris (Genesee County)	226	8 795	31 837 777	90.6
Cheboygan	147	25 167	30 622 498	87.2	St. Louis	227	8 704	31 846 481	90.7
Orion township balance ▲	148	24 048	30 646 546	87.3	Manistique	228	8 479	31 854 960	90.7
Hillsdale	149	23 507	30 670 053	87.3	Blissfield	229	7 939	31 862 899	90.7
Ionia	150	23 312	30 693 365	87.4	Munising	230	7 757	31 870 656	90.7
St. Clair	151	21 850	30 715 215	87.4	Vienna township	231	7 735	31 878 391	90.8
Romeo ▲	152	21 841	30 737 056	87.5	Gladstone	232	7 697	31 886 088	90.8
Buena Vista charter township	153	21 538	30 758 594	87.6	Davison township (Genesee County)	233	7 626	31 893 714	90.8
Clare ▲	154	21 512	30 780 106	87.6	Marine City	234	7 280	31 900 994	90.8
Center Line	155	21 231	30 801 337	87.7	Otsego	235	7 110	31 908 104	90.8
Allegan	156	20 983	30 822 320	87.8	Thomas township	236	6 973	31 915 077	90.9
Bad Axe	157	20 572	30 842 892	87.8	Carleton	237	6 766	31 921 843	90.9
Menominee	158	20 536	30 863 428	87.9	Ithaca	238	6 749	31 928 592	90.9
Oxford	159	20 257	30 883 685	87.9	Keego Harbor	239	6 718	31 935 310	90.9
Chesterfield township	160	20 065	30 903 750	88.0	Cedar Springs	240	6 357	31 941 667	90.9
Highland township	161	19 822	30 923 572	88.0	Milan ▲	241	6 265	31 947 932	91.0
Grosse Pointe Park	162	19 802	30 943 374	88.1	Plymouth township (Wayne County)	242	6 252	31 954 184	91.0
Marysville	163	19 768	30 963 142	88.2	Leoni township	243	6 173	31 960 357	91.0
Albion	164	19 721	30 982 863	88.2	Negaunee	244	5 921	31 966 278	91.0
Ironwood	165	19 405	31 002 268	88.3	Sparta	245	5 812	31 972 090	91.0
Hancock	166	19 328	31 021 596	88.3	Norway	246	5 696	31 977 786	91.0
Muskegon township (Muskegon County)	167	19 083	31 040 679	88.4	Wayland	247	5 520	31 983 306	91.1
Benton charter township	168	18 782	31 059 461	88.4	Huron township	248	5 517	31 988 823	91.1
Mount Morris township (Genesee County)	169	18 275	31 077 736	88.5	Rogers City	249	5 496	31 994 319	91.1
Fremont	170	18 109	31 095 845	88.5	Ecorse	250	5 490	31 999 809	91.1
Manistee	171	17 935	31 113 780	88.6	River Rouge	251	5 402	32 005 211	91.1
Fruitport charter township	172	17 766	31 131 546	88.6	Vassar	252	5 290	32 010 501	91.1
Williamston	173	17 713	31 149 259	88.7	Portland	253	5 263	32 015 764	91.2
Hamtramck	174	17 626	31 166 885	88.7	Essexville	254	5 207	32 020 971	91.2
Flat Rock	175	17 390	31 184 275	88.8	Cascade township	255	5 172	32 026 143	91.2
Lincoln charter township	176	17 145	31 201 420	88.8	Brighton township (Livingston County)	256	5 020	32 031 163	91.2
Houghton	177	16 828	31 218 248	88.9	Coopersville	257	4 776	32 035 939	91.2
Chelsea	178	16 363	31 234 611	88.9	Algonac	258	4 741	32 040 680	91.2
Tecumseh	179	16 172	31 250 783	89.0	Boyne City	259	4 174	32 044 854	91.2
Buchanan	180	16 121	31 266 904	89.0	Fenton township (Genesee County)	260	3 900	32 048 754	91.2

See footnotes at end of table.

Table 9. Places With 2,500 Inhabitants or More Ranked by Volume of Receipts of Firms Subject to Federal Income Tax: 1992 —Con.

[Includes only establishments with payroll. For meaning of abbreviations and symbols, see introductory text. For explanation of terms and comparability of 1987 and 1992 censuses, see appendix A. For information on geographic areas followed by ▲, see appendix F]

Geographic area	Receipts		Cumulative receipts		Geographic area	Receipts		Cumulative receipts	
	Rank ¹	Amount (\$1,000)	Amount (\$1,000)	Percent of State total		Rank ¹	Amount (\$1,000)	Amount (\$1,000)	Percent of State total
Michigan ▲—Con.					Michigan ▲—Con.				
Oscoda township	261	3 871	32 052 625	91.3	Gibraltar	276	2 010	32 097 816	91.4
Hudson	262	3 701	32 056 326	91.3	Fowlerville	277	1 460	32 099 276	91.4
Northville township (Wayne County)	263	3 645	32 059 971	91.3	Garfield township	278	783	32 100 059	91.4
Corunna	264	3 584	32 063 555	91.3	Imlay City	279	731	32 100 790	91.4
Gaines township	265	3 560	32 067 115	91.3	Summit township	(X)	—	32 100 790	91.4
De Witt (Clinton County)	266	3 495	32 070 610	91.3	Sumpter township	(X)	—	32 100 790	91.4
Hamburg township	267	3 056	32 073 666	91.3	Emmett township	(X)	—	32 100 790	91.4
Dundee	268	3 024	32 076 690	91.3	Bangor township	(X)	(D)	(X)	(X)
Brandon township	269	2 915	32 079 605	91.3	Blackman township	(X)	(D)	(X)	(X)
Rockwood	270	2 799	32 082 404	91.3	Ferrysburg	(X)	(D)	(X)	(X)
Frenchtown township	271	2 776	32 085 180	91.3	Genoa township	(X)	(D)	(X)	(X)
Pleasant Ridge	272	2 727	32 087 907	91.4	Niles township (Berrien County)	(X)	(D)	(X)	(X)
Gladwin	273	2 719	32 090 626	91.4	Wolverine Lake ▲	(X)	(D)	(X)	(X)
Monroe township (Monroe County)	274	2 709	32 093 335	91.4					
Green Oak township	275	2 471	32 095 806	91.4					

¹Places with suppressed receipts (if applicable) are listed at end of table rather than by rank to avoid disclosing data for individual companies.

Table 10. Counties Ranked by Volume of Receipts of Firms Subject to Federal Income Tax: 1992

[Includes only establishments with payroll. For meaning of abbreviations and symbols, see introductory text. For explanation of terms and comparability of 1987 and 1992 censuses, see appendix A. For information on geographic areas followed by ▲, see appendix F]

Geographic area	Receipts		Cumulative receipts		Geographic area	Receipts		Cumulative receipts	
	Rank ¹	Amount (\$1,000)	Amount (\$1,000)	Percent of State total		Rank ¹	Amount (\$1,000)	Amount (\$1,000)	Percent of State total
Michigan ▲					Michigan ▲—Con.				
Oakland	1	10 543 155	10 543 155	30.0	Montcalm	41	54 242	34 021 079	96.9
Wayne	2	7 271 882	17 815 037	50.7	Mason	42	54 157	34 075 236	97.0
Macomb	3	2 783 729	20 598 766	58.6	Gratiot	43	51 630	34 126 866	97.2
Kent	4	2 311 295	22 910 061	65.2	Houghton	44	51 056	34 177 922	97.3
Washtenaw	5	1 623 120	24 533 181	69.8	Mackinac	45	49 788	34 227 710	97.4
Genesee	6	1 232 973	25 766 154	73.4	Barry	46	46 395	34 274 105	97.6
Ingham	7	1 201 443	26 967 597	76.8	Hillsdale	47	45 828	34 319 933	97.7
Kalamazoo	8	879 467	27 847 064	79.3	Huron	48	44 928	34 364 861	97.8
Saginaw	9	602 093	28 449 157	81.0	Cass	49	43 568	34 408 429	98.0
Ottawa	10	470 992	28 920 149	82.3	Leelanau	50	42 463	34 450 892	98.1
Muskegon	11	458 906	29 379 055	83.6	Tuscola	51	42 419	34 493 311	98.2
Berrien	12	392 790	29 771 845	84.8	Cheboygan	52	41 397	34 534 708	98.3
Calhoun	13	381 437	30 153 282	85.8	Iosco	53	38 379	34 573 087	98.4
Grand Traverse	14	378 155	30 531 437	86.9	Charlevoix	54	38 371	34 611 458	98.5
Jackson	15	328 711	30 860 148	87.9	Sanilac	55	38 000	34 649 458	98.6
Livingston	16	259 482	31 119 630	88.6	Newaygo	56	34 498	34 683 956	98.7
St. Clair	17	259 018	31 378 648	89.3	Antrim	57	33 817	34 717 773	98.8
Monroe	18	225 338	31 603 986	90.0	Clare	58	33 403	34 751 176	98.9
Bay	19	223 212	31 827 198	90.6	Gogebic	59	33 079	34 784 255	99.0
Midland	20	220 765	32 047 963	91.2	Ogemaw	60	29 961	34 814 216	99.1
Eaton	21	217 752	32 265 715	91.9	Manistee	61	28 998	34 843 214	99.2
Marquette	22	152 568	32 418 283	92.3	Roscommon	62	25 047	34 868 261	99.3
Lenawee	23	143 617	32 561 900	92.7	Menominee	63	24 635	34 892 896	99.3
Emmet	24	127 789	32 689 689	93.1	Benzie	64	22 541	34 915 437	99.4
Isabella	25	122 979	32 812 668	93.4	Crawford	65	21 242	34 936 679	99.5
Allegan	26	101 906	32 914 574	93.7	Iron	66	17 766	34 954 445	99.5
Shiawassee	27	101 530	33 016 104	94.0	Oceana	67	17 312	34 971 757	99.6
St. Joseph	28	94 845	33 110 949	94.3	Gladwin	68	15 967	34 987 724	99.6
Van Buren	29	90 781	33 201 730	94.5	Arenac	69	15 717	35 003 441	99.7
Lapeer	30	84 660	33 286 390	94.8	Osceola	70	15 342	35 018 783	99.7
Otsego	31	79 646	33 366 036	95.0	Kalkaska	71	12 015	35 030 798	99.7
Chippewa	32	78 625	33 444 661	95.2	Alger	72	11 628	35 042 426	99.8
Wexford	33	78 045	33 522 706	95.4	Schoolcraft	73	11 620	35 054 046	99.8
Clinton	34	74 862	33 597 568	95.7	Presque Isle	74	10 773	35 064 819	99.8
Branch	35	72 353	33 669 921	95.9	Ontonagon	75	9 742	35 074 561	99.9
Dickinson	36	64 494	33 734 415	96.0	Missaukee	76	9 523	35 084 084	99.9
Delta	37	61 212	33 795 627	96.2	Montmorency	77	8 755	35 092 839	99.9
Mecosta	38	59 501	33 855 128	96.4	Luce	78	6 776	35 099 615	99.9
Alpena	39	57 420	33 912 548	96.6	Baraga	79	6 558	35 106 173	99.9
Ionia	40	54 289	33 966 837	96.7	Lake	80	6 245	35 112 418	100.0
					Oscoda	81	5 390	35 117 808	100.0
					Alcona	82	5 158	35 122 966	100.0
					Keweenaw	83	828	35 123 794	100.0

¹Counties with suppressed receipts (if applicable) are listed at end of table rather than by rank to avoid disclosing data for individual companies.

Appendix A.

General Explanation

CENSUS COVERAGE AND METHODOLOGY

Structure and method of enumeration. Firms in the 1992 Census of Service Industries were divided into the nonmail universe and mail universe. The coverage and the method of obtaining census information from each follow:

1. The nonmail universe consisted of firms which were not required to file a regular census return and included:

- a. All taxable nonemployers, i.e., all firms subject to Federal income tax with no paid employees during 1992. Receipts information for these firms was obtained from administrative records of other Federal agencies. Although consisting of many firms, nonemployers accounted for less than 10 percent of total receipts of all establishments covered in the census.

The census included only those service nonemployer firms which reported a receipts volume of \$1,000 or more during 1992. Establishments exempt from Federal income tax with no paid employees were excluded as in previous censuses.

Data for nonemployers are not included in this report but are provided in a subsequent Non-employer Statistics report (SC92-N-1).

- b. Selected small employers, i.e., single-establishment firms with payroll below a specified cutoff. (The term "employers" refers to firms with one or more paid employees at any time during 1992 as shown in the active administrative records of other Federal agencies.) Although the payroll cutoff varied by kind of business, small employers generally included firms with less than 10 employees and represented about 10 percent of total receipts of establishments covered in the census.

Data on receipts, payroll, and employment for employer firms below the payroll cutoff were derived or estimated from administrative records of other Federal agencies, except for a sample of small employer firms in classifications for which specialized data requirements precluded reliance solely on administrative records sources. This sample was included in the mail universe.

2. The mail universe consisted of firms for which information was obtained by means of a mail canvass and included:

- a. Large employers, i.e., all multiestablishment firms, and all employer firms above the payroll size cutoff referred to in section 1b. Within this category, a report of company organization was conducted periodically to identify establishment locations of firms which operated at more than one location and to obtain information on payroll and mid-March employment at each location. The 1991 Report of Company Organization was used as a coverage check in the census. In the 1992 census, all multi-establishment firms were asked to notify the Census Bureau of any establishments for which a form was not received. Report forms were subsequently provided to the firms for these establishments.
- b. A sample of small employer firms in classifications for which specialized data precluded reliance solely on administrative records sources. These firms were sent the census mailing packages containing the appropriate 1992 questionnaire.

Method of classifying kinds of business. The service industries classifications for all establishments were based on the *Standard Industrial Classification Manual: 1987*¹ (SIC). However, the method of assigning these classifications, and the level of detail at which establishments were classified, differed between the nonmail and mail universes as follows:

1. The nonmail universe

- a. Nonemployers were classified on the basis of information obtained from administrative records of other Federal agencies.
- b. Selected small employers were classified on the basis of the most current census kind-of-business classification available from one of the Census Bureau's current sample surveys or the 1987 census. Otherwise, the classification was obtained from administrative records of other Federal agencies.

If the census or administrative record classifications proved inadequate (none corresponded to a 1992 census classification in the detail required for

¹*Standard Industrial Classification Manual: 1987*. For sale by Superintendent of Documents, U.S. Government Printing Office, Washington, DC 20402. Stock No. 041-001-00314-2.

employers), the firm was sent a brief inquiry requesting information necessary to assign a 1992 census kind-of-business code.

2. Establishments in the mail universe were classified on the basis of their self-designation, answers to questions on receipts by type of service provided, and other special inquiries.

Method of assigning tax status. For kind-of-business classifications² where there were substantial numbers of taxable and tax-exempt establishments, establishments were classified based on the Federal income tax filing requirement for the establishment or organization. This classification was based primarily on the response to an inquiry on the census questionnaire. Establishments that indicated that all or part of their income was exempt from Federal income tax under provisions of section 501 of the IRS code were classified as tax-exempt; establishments indicating no such exemption were classified as taxable. All government-operated hospitals were classified as tax-exempt. For establishments in the nonmail universe, the tax status classification was based upon the type of tax return filed by the firm or organization.

For selected kind-of-business classifications³ comprised primarily of tax-exempt establishments, all establishments in those classifications were defined as tax-exempt. All establishments in the remaining kind-of-business classifications (comprised primarily of taxable establishments) were defined as taxable.

COMPARABILITY OF THE 1987 AND 1992 CENSUSES

The 1987 and 1992 censuses were conducted under similar conditions and procedures except for the following:

Geographic areas. The boundaries of a number of areas for which data are shown in the 1992 census are not the same as in the 1987 census because of annexations; other boundary changes; and redefinitions of metropolitan statistical areas (MSA's), primary metropolitan statistical areas (PMSA's), and consolidated metropolitan statistical areas (CMSA's).⁴ In addition, data for consolidated cities are included in the 1992 census.

Data for special economic urban areas (SEUA's) with 10,000 inhabitants or more in Michigan, Minnesota, New York, and Wisconsin qualified for publication in the 1992 census. This included townships in Michigan and Minnesota and towns in New York and Wisconsin. However, Minnesota did not have any townships that met the population criteria.

²SIC's 7032, 792, 7991 pt., 7997, 7999 pt., 8011 pt., 8021 pt., 805, 806, 808, 809, 82, 83, 84 pt., 873 ex. 8733, 874 ex. 8744.

³SIC's 7041, 8111 pt., 84 pt., 86, 8733.

⁴Newly defined metropolitan areas (MA's) were announced by the Office of Management and Budget (OMB) effective June 30, 1993.

Nonemployer firms. In 1987, data for nonemployer firms were published for the United States, States, metropolitan areas, counties, and places in four regional reports in the Nonemployer Statistics Series (SC87-N-1 to -4).

For 1992, data for nonemployers by kind of business are presented in one *Nonemployer Statistics* report (SC92-N-1) for the United States, States, and metropolitan areas. Nonemployer data for counties and places are available on compact disc-read only memory (CD-ROM).

Employment. In 1987, employment data withheld to avoid disclosing data for individual companies were represented with the symbol "(D)." In 1992, withheld employment data are represented with symbols that denote employment size ranges. These symbols are defined in the introductory text.

Sources of receipts/revenue. In 1987, data on sources of receipts/revenue for selected industries were published with other industry-specific data in the *Miscellaneous Subjects* report (SC87-S-4) of the Subject Series. In 1992, sources of receipts/revenue data are presented separately in the *Sources of Receipts or Revenue* report (SC92-S-4) of the Subject Series.

Legal form of organization. In 1987, data on the number of individual proprietorships/partnerships were published in the Geographic Area Series. In 1992, individual proprietorship/partnership data are published in the *Establishment and Firm Size* report (SC87-S-1) and in the *Nonemployer Statistics* report (SC87-N-1).

EXPLANATION OF TERMS

Establishments. An establishment is a single physical location at which business is conducted. It is not necessarily identical with a company or enterprise, which may consist of one establishment or more. Statistics for service industries represent a summary of reports for individual establishments rather than companies. For cases where a census report was received, separate information was obtained for each location where business was conducted. When administrative records of other Federal agencies were used instead of a census report, no information was available on the number of locations operated. Estimates of this number were derived from a sample and are provided in the service industries report, *Miscellaneous Subjects* (SC92-S-5). Each census report was tabulated according to the physical location at which the business was conducted. The count of establishments represents those in business at any time during 1992. Appendix G provides a comparison of the number of establishments active any time during the year versus the number in business at the end of the year.

When two activities or more were carried on at a single location under a single ownership, all activities generally were grouped together as a single establishment. The

entire establishment was classified on the basis of its major activity and all data for it were included in that classification. However, when distinct and separate economic activities (for which different industry classification codes were appropriate) were conducted at a single location under a single ownership, and when conditions prescribed by the SIC manual for recognizing the existence of more than one establishment were met, separate establishment reports for each of the different activities were obtained in the census.

Leased service departments (separately owned businesses operated as departments or concessions of other service establishments or of retail businesses, such as a separately owned shoeshine parlor in a barber shop, or a beauty shop in a department store) are treated as separate service establishments for census purposes. Leased retail departments located in service establishments (e.g., a gift shop located in a hotel) are considered separate retail establishments.

Firms. A firm is a business organization or entity consisting of one domestic establishment (location) or more under common ownership or control. All establishments of subsidiary firms are included as part of the controlling firm. For the economic census, the terms "firm" and "company" are synonymous.

Receipts (Basic dollar volume measure for service establishments of firms subject to Federal income tax). Includes receipts from customers or clients for services rendered, from the use of facilities, and from merchandise sold during 1992 whether or not payment was received in 1992, except for health practitioners and legal, architectural, engineering, and surveying services, which reported on a cash basis (payments received in 1992 regardless of when services were rendered). Excise taxes on gasoline, liquor, tobacco, etc., which are paid by the manufacturer or wholesaler and passed on in the cost of goods purchased by the service establishment, are also included. Receipts from leasing of vehicles, equipment, etc., marketed under operating leases are included in receipts figures as well as the fair sales value of merchandise marketed in 1992 under capital, finance, or "full payout" leases. Receipts also include the total value of service contracts, amounts received for work subcontracted to others, and dues and assessments from members and affiliates.

Receipts are net after deductions for refunds and allowances for merchandise returned by customers. Receipts do not include sales, occupancy, admissions, or other taxes collected from customers and remitted directly by the firm to a local, State, or Federal tax agency, nor do they include income from such sources as contributions, gifts, and grants; dividends, interest, and investments; or sale or rental of real estate. Also excluded are rents from and receipts (gross as well as the establishment's share) of departments and concessions which are operated by others; sales of used equipment rented or leased to

customers; commissions from vending machine operators; and other nonoperating income such as royalties, franchise fees, etc.

Receipts in this report do not include service receipts of manufacturers, wholesalers, retail establishments, or other businesses whose primary activity is other than service. They do, however, include receipts other than from services rendered (e.g., sale of merchandise to individuals or other businesses) by establishments primarily engaged in performing services and classified in the service industries.

Revenue (Basic dollar volume measure for firms exempt from Federal income tax). Includes revenue from customers or clients for services rendered and merchandise sold during 1992, whether or not payment was received in 1992. Also included are income from interest, dividends, gross contributions, gifts, grants (whether or not restricted for use in operations), rents, royalties, dues and assessments from members and affiliates, and receipts from fundraising activities. Receipts from taxable business activities of firms exempt from Federal income tax (Unrelated Business Income) are also included in revenue.

Revenue does not include sales, admissions, or other taxes collected by the organization from customers or clients and paid directly to a local, State, or Federal tax agency; income from the sale of real estate, investments, or other assets (except inventory held for resale); gross receipts of departments, concessions, etc., that are operated by others; and amounts transferred to operating funds from capital or reserve funds.

Expenses. Expenses include payroll, employee benefits, interest, rent, payroll taxes, cost of supplies used for operation, depreciation expenses, fundraising expenses, contracted or purchased services, and other expenses charged to operations during 1992.

Expenses in this report exclude outlays for the purchase of real estate; construction and all other capital improvements; funds invested; assessments or dues paid to the parent or other chapters of the same organization; and, for fundraising organizations, funds transferred to charities and other organizations.

Annual payroll. Payroll includes all forms of compensation, such as salaries, wages, commissions, bonuses, vacation allowances, sick-leave pay, employee contributions to qualified pension plans, and the value of payments in kind (e.g., free meals and lodgings) paid during the year to all employees. Tips and gratuities received by employees from patrons and reported to employers are included. For corporations, payroll includes amounts paid to officers and executives; for unincorporated businesses, it does not include profit or other compensation of proprietors or partners. Payroll is reported before deductions for social security, income tax, insurance, union dues, etc. This definition of payroll is the same as that used by the Internal Revenue Service (IRS) on form 941.

First-quarter payroll. This item consists of payroll, as defined above, paid to persons employed at any time during the quarter January to March 1992.

Paid employees for pay period including March 12. Paid employees consist of the full- and part-time employees, including salaried officers and executives of corporations, who were on the payroll during the pay period including March 12. Included are employees on paid sick leave, paid holidays, and paid vacations; not included are proprietors and partners of unincorporated businesses. The definition of paid employees is the same as that used on IRS form 941.

Auxiliary establishments. Each company included in this census was asked to identify and separately report auxiliary locations whose primary functions were to manage, administer, service, or support the activities of the other establishments of the company. Data presented in this report do not include auxiliary establishments. Data for auxiliaries are presented in a subsequent report issued as part of the *1992 Enterprise Statistics* reports.

KIND-OF-BUSINESS CLASSIFICATIONS

Services, as defined in Division I of the 1987 Standard Industrial Classification (SIC) manual, includes establishments primarily engaged in rendering a wide variety of services to individuals, business and government establishments, and other organizations.

Establishments covered by the census were assigned kind-of-business classifications according to the industry classifications defined in the 1987 SIC manual. When a more detailed classification than defined in the SIC manual was needed, additional kinds of business were identified within an SIC industry.

The basis for a kind-of-business classification is described above in Method of Classifying Kinds of Business. Descriptions of those kinds of business for which data are provided in this report follow.

Hotels, Rooming Houses, Camps, and Other Lodging Places (SIC Major Group 70)

This group includes establishments engaged in providing lodging, or lodging and meals, and camping facilities. Hotels which provide accommodations for permanent residents (e.g., apartment hotels) and residential mobile home parks are classified in Real Estate, Major Group 65.

Hotels and motels (SIC 7011). Commercial establishments, known to the public as hotels, motor hotels, motels, or tourist courts, primarily engaged in providing lodging, or lodging and meals.

For large geographic areas, data are presented for the following subdivisions of this classification:

1. Hotels, 25 guestrooms or more.
2. Hotels, less than 25 guestrooms.
3. Motels, tourist courts.
4. Motor hotels.

The classification of individual establishments into hotels, motor hotels, and motels and tourist courts was based primarily on the respondents' self-designation.

Rooming and boarding houses (SIC 702). Establishments renting rooms, with or without board, on a fee basis. Homes for the elderly, for children, and for the handicapped that provide additional services, other than nursing care, are classified in Industry 8361, and homes that provide nursing and/or health-related care are classified in Industry Group 805. Rooming and boarding houses operated by membership organizations for their members only are classified in Industry 7041.

Sporting and recreational camps (SIC 7032). Sporting and recreational camps providing lodging and meals, or lodging only. Included are children's camps, fishing camps, hunting camps, and dude ranches. Day camps and sports instructional camps, such as baseball, basketball, or football camps, are classified in Industry 7999.

Recreational vehicle parks and campsites (SIC 7033). Establishments providing overnight or short-term sites for recreational vehicles, trailers, campers, or tents. Residential trailer and mobile home parks are classified in Real Estate, Major Group 65.

Organization hotels and lodging houses, on membership basis (SIC 704). Lodging houses and hotels operated by membership organizations for the benefit of their members and guests, and not open to the general public. Hotels operated by such organizations but open to the public are classified in Industry 7011. Residential homes for the elderly and others in need of residential, social, and personal care are classified in Industry 8361.

Personal Services (SIC Major Group 72)

This group includes establishments primarily engaged in providing services generally to individuals, such as barber and beauty shops, drycleaning plants, laundries, and photographic studios. For establishments classified in Industry Group 721, collecting and distributing units (branch outlets, pickup stations, terminals, or depots) owned and operated by a firm which does its own laundry work are not classified as separate establishments. Data for these units are merged with data for the plant where the work is done.

Power laundries, family and commercial (SIC 7211).

Establishments primarily engaged in operating mechanical laundries with steam or other power. Excluded are establishments which have power laundry equipment but which are primarily engaged in a specialty, such as industrial laundering, linen rental, or diaper service. These establishments are classified in other categories within Industry Group 721. Independently owned agencies for laundry plants are classified in Industry 7212. Laundries using small power equipment of household type are classified in Industry 7219.

Garment pressing, and agents for laundries and dry-cleaners (SIC 7212).

Establishments primarily engaged in providing laundry and drycleaning services but which have the laundry and/or drycleaning work done by others. Establishments in this industry may do their own pressing or finishing work. Independently owned collecting and distributing agencies serving drycleaning plants or power laundries are included in this classification.

Linen supply (SIC 7213).

Establishments primarily engaged in supplying, on a rental basis, such laundered items as uniforms, aprons, table covers, bed linens, and towels. Establishments included in this classification may or may not operate their own laundry facilities.

Coin-operated laundries and drycleaning (SIC 7215).

Establishments primarily engaged in the operation of coin-operated or similar self-service laundry and/or drycleaning equipment. Included are establishments known as laundromats, launderettes, self-service drycleaners, etc. Establishments which operate such machinery in apartment houses, dormitories, and similar locations are included. Establishments which rent such machinery (e.g., to apartment houses) are classified in Industry 7359.

For large geographic areas, data are presented for the following subdivisions of this classification:

1. Coin-operated laundries and drycleaning stores.
2. Coin-operated laundry routes.

Drycleaning plants, except rug cleaning (SIC 7216).

Establishments primarily engaged in drycleaning or dyeing apparel and household fabrics other than rugs. Establishments primarily engaged in cleaning rugs are classified in Industry 7217. Independently owned agencies for cleaning plants are classified in Industry 7212. Establishments known as "tailor shops" or "cleaners" are included in this classification only if they do their own cleaning. Establishments primarily engaged in dyeing fabrics for the trade are classified in Manufacturing, Major Group 22.

Carpet and upholstery cleaning (SIC 7217).

Establishments primarily engaged in cleaning carpets and upholstered furniture. Establishments primarily engaged in rug repair are classified in Industry 7699, those primarily

engaged in reupholstering and repairing furniture are classified in Industry 7641, and those primarily engaged in building cleaning are classified in Industry 7349.

Industrial launderers (SIC 7218).

Establishments primarily engaged in supplying laundered or drycleaned work uniforms, wiping towels, protective apparel (gloves, flame resistant clothing, etc.), dust control items (treated mats or rugs, mops, cloths, etc.), and similar items to industrial, commercial, and government users. These items may belong to the industrial launderers and be supplied to users on a rental basis, or they may belong to the customers. Establishments included in this industry may or may not operate their own laundry or drycleaning facilities.

Laundry and garment services, n.e.c. (SIC 7219).

Establishments primarily engaged in furnishing other laundry services, including repair, alteration, and storage of clothes for individuals; diaper service; and hand laundries. Custom tailors, dressmakers, and fur shops making fur apparel to custom order are classified in Retail Trade.

Photographic studios, portrait (SIC 722).

Establishments primarily engaged in still or video portrait photography for the general public. Included in this classification are school, home, and transient portrait photographers. Establishments primarily engaged in commercial photography are classified in Industry 7335; those primarily engaged in video tape production other than portrait are classified in Industry 7812; and those primarily engaged in film developing and/or print processing for the trade or for the general public are classified in Industry 7384.

Beauty shops (SIC 723).

Establishments primarily engaged in providing beauty services or both beauty and barber services. Beauty and cosmetology schools are also included. Beauty shop concessions (owned and operated by concessionaires) in hotels, department stores, etc., are classified in this industry and treated as separate establishments. However, beauty shops owned by and operated as part of other businesses (e.g., hotels, department stores) are considered part of the main establishment.

Barber shops (SIC 724).

Establishments primarily engaged in providing barber and men's hair styling services. Barber colleges are also included. Barber shop concessions (owned and operated by concessionaires) in hotels, department stores, etc., are classified in this industry and treated as separate establishments. However, barber shops owned by and operated as part of other businesses (e.g., hotels, department stores) are considered part of the main establishment.

Shoe repair shops and shoeshine parlors (SIC 725).

Establishments primarily engaged in repairing footwear or shining shoes. Also included are establishments engaged in cleaning and blocking hats. Shoe repair and shoeshine departments (owned and operated by concessionaires) in

hotels, department stores, etc., are classified in this industry and treated as separate establishments. However, shoe repair shops and shoeshine parlors owned and operated as part of other businesses (e.g., hotels, department stores) are considered part of the main establishment.

Funeral service and crematories (SIC 726). Establishments primarily engaged in preparing the dead for burial, conducting funerals, and cremating the dead. Receipts include sales of funeral merchandise, such as caskets and burial clothing, and other services provided directly by the establishments. Also included in the receipts are reimbursements for cash advances made to other establishments for funeral-related merchandise sales and services, such as flowers. Cemeteries, and crematories operated in conjunction with cemeteries, are classified in Real Estate, Industry 6553; crematories and burial services for pets are classified in Agriculture, Industry 0752.

Tax return preparation services (SIC 7291). Establishments primarily engaged in providing tax return preparation services without also providing accounting, auditing, or bookkeeping services. Establishments providing tax return preparation services which also provide accounting, auditing, or bookkeeping services are classified in Industry 8721. Tax return preparation services (owned and operated by concessionaires) in department stores, etc., are classified in this industry and treated as separate establishments. However, tax return preparation services owned and operated as part of other businesses are considered part of the main establishment.

Miscellaneous personal services, n.e.c. (SIC 7299). Establishments primarily engaged in providing personal services, not elsewhere classified, such as saunas; steam and Turkish baths; costume and formal wear rental; operation of coin-operated personal service machines, such as weighing machines, public lockers (except cold storage), pay toilets, etc.; checkroom concessions; dating service; diet or weight reducing workshops; and tanning salons. Establishments operating coin-operated amusement machines, such as pinball machines and juke boxes, are classified in Industry 7993. The operation of physical fitness facilities, including health fitness spas and reducing salons, is classified in Major Group 70 if lodging is also provided and in Industry 7991 if lodging is not provided.

For large geographic areas, data are presented for the following subdivisions of this classification:

1. Massage parlors, tanning salons, and saunas.
2. Diet and weight reducing services.
3. Formal wear rental.
4. Other personal services, n.e.c.

Business Services (SIC Major Group 73)

This group includes establishments primarily engaged in providing services, not elsewhere classified, to business establishments on a contract or fee basis.

Advertising agencies (SIC 7311). Establishments primarily engaged in preparing advertising (writing copy, artwork, graphics, and other creative work) and placing such advertising in periodicals, newspapers, radio, television, or other advertising media for clients on a contract or fee basis. Establishments which place advertising with media but perform no creative services (media buying services) are classified in Industry 7319. Establishments which write advertising copy but do not place the advertising with media are classified in Industry 8999. Establishments which provide commercial art, graphics, or other creative advertising services but do not place the advertising with media are classified in Industry Group 733. Establishments which solicit advertising for nonaffiliated radio, television, newspapers, or magazines are classified in Industry 7313.

Outdoor advertising services (SIC 7312). Establishments primarily engaged in the preparation of poster displays and painted and electric displays on billboards, panels, bulletins, and frames, principally outdoors. Such establishments may (as incidental services) construct, repair, and maintain display boards and may post advertisements. Sign painting shops are classified in Industry 7389. Shops which make neon signs to order are classified in Manufacturing. Establishments primarily engaged in erecting signs are classified in Construction.

Radio, television, and publishers' advertising representatives (SIC 7313). Establishments primarily engaged in soliciting advertising on a contract or fee basis for (nonaffiliated) newspapers, magazines, and other publications, or for radio and television stations. Advertising sales offices operated by the media are classified as auxiliaries.

For large geographic areas, data are presented for the following subdivisions of this classification:

1. Radio and television advertising representatives.
2. Publishers' advertising representatives.

Advertising, n.e.c. (SIC 7319). Establishments primarily engaged in furnishing advertising services, not elsewhere classified, such as handbill distribution, distribution of samples, and transit advertising. Establishments which provide commercial art, graphics, or other creative advertising services but do not place the advertising with the media, are classified in Industry Group 733. Establishments primarily engaged in direct mail advertising, compiling and selling mailing lists, and related services are classified in Industry 7331.

Adjustment and collection services (SIC 7322). Establishments primarily engaged in the collection or adjustment of claims other than insurance. Establishments providing insurance adjustment services are classified in Insurance, Major Group 64. Establishments providing debt counseling or adjustment services for individuals are classified in Industry 7299. Centralized charge services are classified in Finance, Major Group 61.

Credit reporting services (SIC 7323). Establishments primarily engaged in providing mercantile and consumer credit reporting services. Establishments primarily engaged in conducting personal investigations (background) and preparing reports for insurance companies and other business firms are classified in Industry 7389.

Direct mail advertising services (SIC 7331). Establishments primarily engaged in furnishing direct mail advertising services, such as creating, producing, and mailing direct mail advertising. This industry also includes establishments primarily engaged in compiling and selling mailing lists. Establishments primarily engaged in reproducing direct mail copy to order but also providing other direct mail advertising services are classified in Manufacturing if they print the copy, and in Industry 7334 if they duplicate the copy by photocopying or similar reproduction methods.

For large geographic areas, data are presented for the following subdivisions of this classification:

1. Mailing list compilers, brokers, and managers.
2. Direct mail advertising services, except mailing list services.

Photocopying and duplicating services (SIC 7334). Establishments primarily engaged in reproducing text, drawings, plans, maps, or other copy by blueprinting, photocopying, mimeographing, or other methods of duplication other than printing or microfilming. Printing, including "quick printing," is classified in Manufacturing, and microfilming is classified in Industry 7389.

For large geographic areas, data are presented for the following subdivisions of this classification:

1. Blueprinting and photocopying services.
2. Duplicating services, except printing and photocopying.

Commercial photography (SIC 7335). Establishments engaged in providing commercial photography services for advertising agencies, publishers, and other business and industrial users. Establishments engaged in still and video portrait photography are classified in Industry 7221, and those primarily engaged in mapmaking are classified in Industry 7389. Establishments primarily engaged in medical photography are classified in Industry 8099. Establishments primarily engaged in producing commercial video tape or films are classified in Industry 7812.

Commercial art and graphic design (SIC 7336). Establishments primarily engaged in providing commercial art or graphic design services for advertising agencies, publishers, and other business and industrial users. Producers of still and slide films are classified here. Establishments primarily engaged in art, except commercial and medical art, are classified in Industry 8999; those engaged in medical art are classified in Industry 8099; and those providing drafting services are classified in Industry 7389.

For large geographic areas, data are presented for the following subdivisions of this classification:

1. Commercial art.
2. Graphic arts and related design.

Secretarial and court reporting services (SIC 7338). Establishments primarily engaged in furnishing secretarial, typing, word processing, resume writing, and court reporting services.

Disinfecting and pest control services (SIC 7342). Establishments primarily engaged in providing disinfection and termite, insect, rodent, and other pest control generally in dwellings or other buildings. Establishments primarily engaged in pest control for lawns or agricultural production are classified in Agriculture.

Building cleaning and maintenance services, n.e.c. (SIC 7349). Establishments primarily engaged in furnishing building cleaning and maintenance services, not elsewhere classified, such as window cleaning, janitorial services, floor waxing, and office cleaning. General contractors and special trade contractors primarily engaged in building repair work, cleaning building exteriors by sand or steam blasting, or cleaning up after construction are classified in Construction.

Medical equipment rental and leasing (SIC 7352). Establishments primarily engaged in renting or leasing (except finance leasing) medical equipment. These establishments may also sell medical supplies, but establishments primarily engaged in selling medical supplies are classified in Wholesale or Retail Trade. Establishments primarily engaged in finance leasing are classified in Finance, Industry 6159.

Heavy construction equipment rental and leasing (SIC 7353). Establishments primarily engaged in renting or leasing (except finance leasing) heavy construction equipment, with or without operators. Establishments primarily engaged in finance leasing are classified in Finance, Industry 6159.

For large geographic areas, data are presented for the following subdivisions of this classification:

1. Rental and leasing of heavy construction equipment without operators.
2. Rental and leasing of heavy construction equipment with operators.

Equipment rental and leasing, n.e.c. (SIC 7359). Establishments primarily engaged in renting or leasing (except finance leasing) equipment, not elsewhere classified, such as tools, furniture, industrial equipment (except heavy construction), televisions, appliances, party supplies, etc. Establishments primarily engaged in finance leasing are classified in Finance, Industry 6159.

Establishments renting or leasing automobiles and trucks without drivers are classified in Industry Group 751; those renting with drivers, in Transportation. Establishments renting (or leasing) medical equipment are classified in Industry 7352; video tapes and cassettes, in Industry 7841; amusement and recreation items, such as bicycles, beach chairs, etc., in Industry 7999; personal items, such as formal wear, lockers (other than refrigerated), and pillows, in Industry 7299; commercial boats, in Water Transportation, Major Group 44. Direct leasing of machinery or equipment by the manufacturer is classified in Manufacturing or Wholesale Trade. Establishments primarily leasing computer time, including time-sharing services, are classified in Industry 7374; and those renting or leasing computers or data processing equipment, in Industry 7377.

For large geographic areas, data are presented for the following subdivisions of this classification:

1. Equipment rental, except rent-to-own.
2. Equipment leasing, except finance leasing.
3. Rent-to-own.

Employment agencies (SIC 7361). Establishments primarily engaged in providing placement and employment services for employers or those seeking employment. Modeling agencies and nurses' registries are included. Theatrical employment agencies are classified in Industry 7922; motion picture casting bureaus, in Industry 7819; and establishments engaged in furnishing help to other businesses, in Industry 7363.

Help supply services (SIC 7363). Establishments primarily engaged in supplying temporary or continuing help (except agricultural) to other businesses on a contract or fee basis. The help supplied is on the payroll of the supplying establishment but is under the direct or general supervision of the business to whom the help is furnished. Establishments primarily engaged in providing placement and employment services are classified in Industry 7361. Establishments which provide both management and staff to operate a business are classified according to the type of activity of the business. Establishments primarily engaged in furnishing personnel to perform a range of services in support of the operation of other establishments are classified in Industry 8744. Farm labor supply is classified in Agriculture, Industry 0761.

For large geographic areas, data are presented for the following subdivisions of this classification:

1. Temporary help supply.
2. Employee leasing.
3. Other help supply services.

Computer programming services (SIC 7371). Establishments primarily engaged in providing custom computer programming services on a contract or fee basis. These

establishments often perform a variety of additional services, such as computer software design and analysis, modification of existing software, and training in the use of custom software. Establishments primarily engaged in the development and marketing of prepackaged software are classified in Industry 7372. Computer processing services are classified in Industry 7374.

Prepackaged software (SIC 7372). Establishments primarily engaged in designing and developing prepackaged software, including operating, utility, and applications programs. These establishments may also prepare software documentation for the user, install software for the user, and train the user in the use of the software. Establishments primarily engaged in buying and selling prepackaged software are classified in Wholesale or Retail Trade. Custom computer software services, including computer code authors, are classified in Industry 7371.

Computer integrated systems (SIC 7373). Establishments primarily engaged in developing or modifying computer software and packaging or bundling the software with hardware (computers and peripheral equipment) to create an integrated system for specific application. These establishments are involved in all phases of systems development, from design through installation. Establishments primarily engaged in buying and selling computer software and/or hardware are classified in Wholesale or Retail Trade, and establishments primarily engaged in manufacturing computers and/or peripheral equipment are classified in Manufacturing.

Computer processing and data preparation and processing services (SIC 7374). Establishments primarily engaged in providing computer processing and data preparation services. Service may consist of complete processing and preparation of reports from data supplied by the customer, or it may be specialized, such as data entry or making data processing equipment available on an hourly or time-sharing basis.

Information retrieval services (SIC 7375). Establishments primarily engaged in providing on-line information retrieval services on a contract or fee basis. The information generally involves a range of subjects and is taken from other primary sources. Establishments which collect and originate the data are classified in the industry associated with that activity.

Computer facilities management services (SIC 7376). Establishments primarily engaged in providing on-site management and operation of computer and data processing facilities on a contract or fee basis. Establishments primarily engaged in providing computer and data processing at their own facilities are classified in Industry 7374.

Computer rental and leasing (SIC 7377). Establishments primarily engaged in renting or leasing (except finance) computers and related data processing equipment on the

customers' site, whether or not also providing maintenance or support services. Establishments primarily engaged in both manufacturing and leasing computers and related data processing equipment are classified in Division D, Manufacturing, and separate establishments owned by the manufacturer and primarily engaged in leasing are classified in Wholesale Trade. Establishments primarily engaged in finance leasing of computers and related data processing equipment are classified in Finance, Industry 6159, and those primarily engaged in leasing computer time are classified in Industry 7374.

Computer maintenance and repair (SIC 7378). Establishments primarily engaged in the maintenance and repair of computers and computer peripheral equipment.

Computer related services, n.e.c. (SIC 7379). Establishments primarily engaged in providing computer related services, not elsewhere classified, such as computer consulting, disk and diskette conversion, and tape recertification.

For large geographic areas, data are presented for the following subdivisions of this classification:

1. Computer consultants.
2. Miscellaneous computer services, n.e.c.

Detective, guard, and armored car services (SIC 7381). Establishments primarily engaged in providing detective, guard, and armored car services. Fingerprint service, polygraph service, and rental of dogs for protective service are included in this classification.

For large geographic areas, data are presented for the following subdivisions of this classification:

1. Detective agencies and guard services.
2. Armored car services.

Security systems services (SIC 7382). Establishments primarily engaged in monitoring and maintaining security systems devices, such as burglar and fire alarms. These establishments may also sell, lease, and/or install the security systems which they monitor and maintain. Establishments primarily engaged in the sales and installation, or installation only, of such devices are classified in Construction, Industry 1731.

News syndicates (SIC 7383). Establishments primarily engaged in providing news, pictures, features, and news reporting services to newspapers and periodicals. Separate establishments of newspaper and periodical publishers which are engaged in gathering news are classified as auxiliaries.

Photofinishing laboratories (SIC 7384). Establishments primarily engaged in developing film and photographic prints and enlargements. Data for retail outlets (kiosks),

which are owned and operated by photofinishing laboratories for the pickup and delivery of film, are merged with data for the laboratory which owns them and are not treated as separate establishments. Establishments primarily engaged in processing motion picture and video film for the motion picture and television industries are classified in Industry 7819.

For large geographic areas, data are presented for the following subdivisions of this classification:

1. Photofinishing laboratories, except "one-hour" (mini) labs.
2. "One-hour" (mini) photofinishing.

Business services, n.e.c. (SIC 7389). Establishments primarily engaged in furnishing business services, not elsewhere classified, such as auctioneers' establishments (service only), business brokers, drafting service, independent lecture bureaus, inspection service, printing brokers, notaries public, and shop window decoration or trimming, on a commission or fee basis.

For large geographic areas, data are presented for the following subdivisions of this classification:

1. Sign painting shops. Establishments primarily engaged in making signs to individual order or in doing office door and window lettering. Establishments primarily engaged in making signs other than on a custom basis and neon sign manufacturers are classified in Manufacturing.
2. Interior designing. Establishments primarily engaged in advising clients on the selection of furniture, draperies, rugs, and other interior decorations on a commission or fee basis. Establishments providing interior designing service but primarily engaged in the sale of merchandise, are not included. Painting and papering contractors who frequently call themselves "interior decorators" are classified in Construction.
3. Telephone answering services. Establishments primarily engaged in transmitting telephone messages to their clients. Paging services are classified in Communications.
4. Water softening and conditioning services. Establishments primarily engaged in softening water by chemical treatment or other methods.
5. Packaging and labeling services. Establishments primarily engaged in packaging and labeling products, on a contract or fee basis, in packages or other containers normally intended for retail distribution. Companies primarily engaged in packing, crating, and otherwise preparing goods for shipping are classified in Transportation.
6. Trading stamp services. Establishments primarily engaged in selling trading stamps or merchandise coupons to merchants. The redemption stores of trading stamp companies are classified as auxiliary to this industry.

7. Convention and trade show services. Establishments primarily engaged in providing a variety of services to conventions and trade shows on a contract or fee basis, including decoration services, registration services, promotion, and other administrative functions.
8. Private mail centers. Establishments primarily engaged in providing mailbox rental and other postal and mailing (except advertising) services. In addition, establishments may provide typing, photocopying, and FAX services, and may sell office supplies.
9. Miscellaneous business services, n.e.c. Establishments primarily engaged in furnishing business services, not elsewhere classified.

Automotive Repair, Services, and Parking (SIC Major Group 75)

This group includes establishments primarily engaged in furnishing automotive repair, rental, leasing, parking, and other services. Similar facilities owned and operated by concerns for their own use and not available to the general public are treated as auxiliary establishments of those concerns and are not included here. Automotive repair shops operated by establishments engaged in the sale of new automobiles are classified in Retail Trade, as are those operated by gasoline service stations (where sales of merchandise (including fuel) exceed repair receipts). Automobile driving instruction is classified in Industry 8299.

Truck rental and leasing, without drivers (SIC 7513).

Establishments primarily engaged in short-term rental or extended-term leasing (with or without maintenance) of trucks, truck tractors, or semitrailers without drivers. Establishments primarily engaged in renting or leasing, except finance leasing, of industrial trucks are classified in Industry 7359; those renting or leasing trucks with drivers are classified in Transportation, Industry Group 421; and those renting or leasing heavy construction and earth moving equipment are classified in Industry 7353. Establishments primarily engaged in finance leasing are classified in Finance, Major Group 61.

For large geographic areas, data are presented for the following subdivisions of this classification:

1. Truck rental, without drivers.
2. Truck leasing, except finance leasing.

Passenger car rental (SIC 7514). Establishments primarily engaged in short-term rental of passenger cars without drivers. Data for separate automotive rental offices or concessions (e.g., airport locations) in the same metropolitan area, for which a common fleet of cars is maintained, are merged and not considered as separate establishments. Establishments primarily engaged in renting automobiles with drivers are classified in Transportation, Industry 4119.

Passenger car leasing (SIC 7515). Establishments primarily engaged in extended-term leasing of passenger cars without drivers. These establishments may or may not provide maintenance of vehicles as part of the lease contract. Establishments primarily engaged in renting automobiles with drivers are classified in Transportation, Industry 4119. Establishments primarily engaged in finance leasing are classified in Finance, Major Group 61.

Utility trailer and recreational vehicle rental (SIC 7519). Establishments primarily engaged in daily or extended-term rental of utility trailers and recreational vehicles. Establishments primarily engaged in renting motorcycles, bicycles, golf carts, gocarts, or recreational boats are classified in Industry 7999, and those engaged in renting airplanes are classified in Industry 7359. Establishments primarily engaged in the rental of mobile homes on site are classified in Real Estate, Industry 6515.

Automobile parking (SIC 7521). Establishments primarily engaged in the temporary parking of automobiles usually on an hourly, daily, or monthly contract or fee basis. Excluded are municipal parking lots and lots operated by establishments or institutions primarily engaged in other activities (e.g., department stores, hospitals, restaurants). Valet parking is classified in Industry 7299. Establishments primarily engaged in extended or dead storage of automobiles are classified in Transportation, Industry 4226.

For large geographic areas, data are presented for the following subdivisions of this classification:

1. Parking lots.
2. Parking structures.

Top, body, and upholstery repair shops and paint shops (SIC 7532). Establishments primarily engaged in the repair of automotive tops, bodies, and interiors, or automotive painting and refinishing. Also included in the industry are establishments primarily engaged in customizing automobiles, trucks, and vans, except on a factory basis. Those engaged in customizing automobiles, trucks, and vans on a factory basis are classified in Manufacturing, Industry Group 371.

For large geographic areas, data are presented for the following subdivisions of this classification:

1. Top and body repair shops.
2. Paint shops.

Automotive exhaust system repair shops (SIC 7533). Establishments primarily engaged in the installation, repair, or sale and installation of automotive exhaust systems. The sale of mufflers, tailpipes, and catalytic converters is considered to be incidental to the installation of these products.

Tire retreading and repair shops (SIC 7534). Establishments primarily engaged in repairing and retreading automotive tires. Establishments classified here may either retread customers' tires or retread tires for sale or exchange to the user or the trade.

Automotive glass replacement shops (SIC 7536). Establishments primarily engaged in the installation, repair, or sale and installation of automotive glass. The sale of the glass is considered incidental to the replacement.

Automotive transmission repair shops (SIC 7537). Establishments primarily engaged in the installation, repair, or sale and installation of automotive transmissions. The sale of transmissions and related parts is considered incidental to transmission installation or repair.

General automotive repair shops (SIC 7538). Establishments primarily engaged in general automotive repair, such as engine repair shops (except industrial truck engines), general repair and service garages, and diesel engine repair shops. Establishments primarily engaged in specialized repair of individual engine components, not elsewhere classified, are classified in Industry 7539. Establishments primarily engaged in repair of motorcycles are classified in Industry 7699.

For large geographic areas, data are presented for the following subdivisions of this classification:

1. General automotive repair shops, except diesel.
2. Diesel repair shops.

Automotive repair shops, n.e.c. (SIC 7539). Establishments primarily engaged in specialized automotive repair, not elsewhere classified, such as fuel service (carburetor repair), brake relining, front-end and wheel alignment, and radiator repair. Establishments primarily engaged in automotive welding are classified in Industry 7692.

For large geographic areas, data are presented for the following subdivisions of this classification:

1. Radiator repair.
2. Brake, front end, and wheel alignment.
3. Carburetor repair shops.
4. Automotive electrical repair shops.
5. Other automotive repair shops, n.e.c. Establishments primarily engaged in specialized automotive repairs, not elsewhere classified, such as frame repair, piston ring service and repair, speedometer repair, and heater and air-conditioning repair.

Carwashes (SIC 7542). Establishments primarily engaged in washing, waxing, and polishing motor vehicles or furnishing facilities for the self-service washing of motor vehicles.

Automotive services, except repair and carwashes (SIC 7549). Establishments primarily engaged in furnishing automotive services, except repair and carwashes, such as lubricating service, towing service, diagnostic service, undercoating service, and inspection service.

For large geographic areas, data are presented for the following subdivisions of this classification:

1. Lubrication shops.
2. Towing services.
3. Other automotive services, n.e.c.

Miscellaneous Repair Services (SIC Major Group 76)

This group includes establishments primarily engaged in miscellaneous repair services, not elsewhere classified. Repair departments of retail dealers or manufacturers are not included unless operated as separate establishments and reported as such. This group does not include some repair services of which the more important are: repair to structures (classified in Construction); garment and shoe repair (classified in Major Group 72); automotive repair services (classified in Major Group 75); electronic computer and computer peripheral equipment repair services (classified in Industry 7378); ship and boat repair (classified in Manufacturing); and railroad repair (classified in Manufacturing).

Radio and television repair shops (SIC 7622). Establishments primarily engaged in repairing radios, televisions, phonographs, stereo equipment, and tape recorders. Also included are establishments engaged in installing and repairing television, amateur, and citizens' band antennas, and those engaged in installing and servicing similar equipment in homes, offices, boats, automobiles, or other vehicles. Establishments primarily engaged in installation, repair, or maintenance of radio and television broadcast transmitting antennas and towers are classified in Construction. Repair departments of radio and television dealers are not included here unless operated and reported as separate establishments.

Refrigeration and air-conditioning service and repair shops (SIC 7623). Establishments primarily engaged in servicing and repairing household and commercial electrical refrigerators and air-conditioning and refrigeration equipment. Establishments primarily engaged in servicing and repairing gas refrigeration equipment are classified in Industry 7699, and those repairing automotive air-conditioning equipment are classified in Industry 7539. Establishments primarily engaged in installing refrigeration and air-conditioning systems are classified in Construction.

Electrical and electronic repair shops, n.e.c. (SIC 7629). Establishments primarily engaged in servicing and repairing electrical and electronic equipment, not elsewhere classified, such as electrical household appliances (washing machines, vacuum cleaners, irons, toasters, etc.) and electrical and electronic industrial equipment. Electrical contractors and electrical shops engaged primarily in house wiring are included in Construction, Industry 1731. The repair of electric motors is classified in Industry 7694. Repair of electronic computers and computer peripheral equipment is classified in Industry 7378.

Watch, clock, and jewelry repair (SIC 763). Establishments primarily engaged in the repair of watches, clocks, or jewelry. Establishments primarily engaged in assembling watches from purchased parts are classified in Manufacturing, Industry 3873.

Reupholstery and furniture repair (SIC 764). Establishments primarily engaged in furniture reupholstery and repair. Establishments primarily engaged in selling upholstery materials, making slipcovers and draperies to order, or in upholstering new frames to individual order are classified in Retail Trade, as are establishments making furniture and cabinets on a custom basis.

Welding repair (SIC 7692). Establishments primarily engaged in repair work by welding, including automotive welding. Welding in connection with the manufacture of a product is classified in Manufacturing. Welding contractors doing welding work at construction sites are classified in Construction, Industry 1799.

Armature rewinding shops (SIC 7694). Establishments primarily engaged in rewinding armatures and rebuilding or repairing electric motors. Establishments classified here may either repair customers' equipment or repair their own equipment for sale or exchange to users or to the trade. Establishments primarily engaged in the repair of electrical appliances are classified in Industry 7629.

Repair shops and related services, n.e.c. (SIC 7699). Establishments primarily engaged in specialized repair services, not elsewhere classified, such as farm machinery and equipment repair; lawnmower, saw, knife, and tool sharpening and repair; bicycle repair; lock and gun repair; musical instrument repair; and the repair of typewriters. Repair services which involve primarily electrical or electronic equipment or components are classified in Industry 7629; however, primarily mechanical repair of electrically powered equipment, such as electric sewing machine repair, is included here.

For large geographic areas, data are presented for the following subdivisions of this classification:

1. Farm machinery and equipment repair.
2. Lawnmower and other small gasoline engine repair. Establishments primarily engaged in saw, knife, and tool sharpening are also included here.
3. Sewer and septic tank cleaning services. Establishments primarily engaged in cleaning or repairing sewers and septic tanks. Establishments which install septic tanks are classified in Construction.
4. Other repair and related services, n.e.c. Establishments primarily engaged in specialized repair services, not elsewhere classified, such as aircraft flight instrument repair (except electrical), blacksmith shops, bicycle repair, boiler repair, photographic equipment repair,

dental instrument repair, furnace and chimney cleaning, gunsmith shops, key duplicating shops, motorcycle repair, musical instrument tuning and repair, taxidermists, typewriter repair, umbrella repair, and venetian blind repair.

Motion Pictures (SIC Major Group 78)

This group includes establishments producing and distributing motion pictures, exhibiting motion pictures in commercially operated theaters, and furnishing services to the motion picture industry. The term "motion pictures" includes similar productions for television or other media using film, tape, or other means.

Motion picture and video tape production (SIC 7812). Establishments primarily engaged in the production of theatrical and nontheatrical motion pictures and video tapes for exhibition or sale. Establishments engaged in both production and distribution of motion pictures are included here, as well as those engaged in the production of educational, industrial, and religious films. Establishments primarily engaged in motion picture and video tape reproduction are classified in Industry 7819.

For large geographic areas, data are presented for the following subdivisions of this classification:

1. Motion picture production, except for television.
2. Motion picture and tape production for television.

Services allied to motion picture production (SIC 7819). Establishments primarily engaged in performing auxiliary services to motion picture production, such as motion picture film processing, editing, and titling. Also included are casting bureaus, wardrobe and studio property rental, rental and repair of cameras and other motion picture equipment, stock footage film libraries, and television tape services (editing, transfers, etc.).

Motion picture and video tape distribution (SIC 7822). Establishments primarily engaged in the distribution (rental or sale) of theatrical and nontheatrical motion picture films or in the distribution of video tapes and disks, except to the general public. Establishments engaged in both distribution and production are classified in Industry 7812. Establishments primarily engaged in renting video tapes and disks to the general public are classified in Industry 7841, and those engaged in the sale of video tape and disks to individuals for personal or household use are classified in Retail Trade, Industry 5735.

For large geographic areas, data are presented for the following subdivisions of this classification:

1. Motion picture film exchanges.
2. Film and tape distribution for television.
3. Video tape wholesalers.

Services allied to motion picture distribution (SIC 7829). Establishments primarily engaged in performing auxiliary services to motion picture distribution, such as film delivery service, film purchasing and booking agencies, and film libraries.

Motion picture theaters, except drive-in (SIC 7832). Commercially operated theaters primarily engaged in the indoor exhibition of motion pictures.

Drive-in motion picture theaters (SIC 7833). Commercially operated theaters, commonly known as drive-in theaters, primarily engaged in the outdoor exhibition of motion pictures.

Video tape rental (SIC 7841). Establishments primarily engaged in renting recorded video tapes and disks to the general public for personal or household use. Establishments primarily engaged in renting video recorders and players are classified in Industry 7359. Establishments primarily engaged in selling recorded video tapes and disks to the general public are classified in Retail Trade, Industry 5735, and those engaged in the wholesale distribution of recorded video tapes and disks are classified in Industry 7822.

Amusement and Recreation Services, Except Motion Pictures (SIC Major Group 79)

This group includes establishments primarily engaged in providing amusement, recreation, or entertainment services, not elsewhere classified. Gambling businesses, where legal, are also included in this Major Group; however, combined gambling and lodging facilities with 25 guestrooms or more are classified in Industry 7011. Establishments primarily engaged in operating museums, art galleries, arboreta, and botanical and zoological gardens are classified in Major Group 84.

Dance studios, schools, and halls (SIC 791). Establishments primarily engaged in operating public dance halls or ballrooms, dance studios, and dance schools. Establishments primarily engaged in renting facilities used as dance halls or ballrooms are classified in Real Estate, Industry 6512.

Theatrical producers (except motion picture) and miscellaneous theatrical services (SIC 7922). Establishments primarily engaged in providing live theatrical presentations, such as road companies and summer theaters. This industry also includes services allied with theatrical presentations, such as casting agencies; booking agencies for plays, artists, and concerts; scenery, lighting, and other equipment services; and theatrical ticket agencies. Also included in this industry are producers of live and taped radio programs and commercials and producers of live television programs.

For large geographic areas, data are presented for the following subdivisions of this classification:

1. Producers of live theatrical productions. Stock or repertory companies, whether or not operating their own theaters, are included here. Establishments primarily engaged in producing shows for dinner theaters but not operating the food service are also included here. Dinner theaters operating food service are classified in Retail Trade, Industry 5812.
2. Producers of radio and television shows, except tape producers. Establishments primarily engaged in producing shows for live presentation on radio and television. Producers of motion picture and television tape are classified in Industry 7812 and producers of radio tape in the subgroup Other theatrical services.
3. Artists' and entertainers' managers or agents, concert bureaus, and booking agents.
4. Other theatrical services. Establishments engaged in theatrical services, not elsewhere classified, such as ticket agencies; theatrical, television, and radio employment agencies; theatrical equipment rental and design; and lighting. Radio show tape producers are included here.

Bands, orchestras, actors, and other entertainers and entertainment groups (SIC 7929). Establishments primarily engaged in providing entertainment other than live theatrical presentations. These establishments include bands, orchestras, and entertainers.

For large geographic areas, data are presented for the following subdivisions of this classification:

1. Dance groups and artists.
2. Symphony orchestras, opera companies, and chamber music organizations.
3. Other music groups and artists. Dance and stage bands, orchestras (except symphony or chamber), combos, quintets, soloists, and similar musical organizations, groups, and artists.
4. Other entertainers and entertainment groups. Entertainers other than dance bands, symphony orchestras, dance groups, or similar musical and dance organizations.

Bowling centers (SIC 7933). Establishments primarily engaged in providing facilities for bowling.

Professional sports clubs and promoters (SIC 7941). Operators and promoters of professional and semiprofessional athletic clubs, promoters of athletic events, and managers of individual professional athletes. Receipts from radio or television broadcasts, from sales of players, from concession operators, and from noncustomer sources are not included in the total receipts for the activities

classified here. Establishments primarily engaged in renting stadiums and athletic fields to sports promoters and clubs are classified in Real Estate, Industry Group 651.

For large geographic areas, data are presented for the following subdivisions of this classification:

1. Baseball clubs.
2. Football clubs.
3. Other professional sports clubs.
4. Managers and promoters.

Racing, including track operation (SIC 7948). Promoters and participants in racing activities, including racetrack operators, operators of racing stables, jockeys, racehorse trainers, and race car owners and operators. Establishments which own racetracks but do not engage in promotion of racing events, are classified in Real Estate, Industry Group 651. Stables and kennels primarily engaged in breeding or boarding horses and dogs are classified in Agriculture, Industry 0752.

For large geographic areas, data are presented for the following subdivisions of this classification:

1. Auto racetrack operation.
2. Horse racetrack operation.
3. Dog racetrack operation.
4. Racing stables and racing, n.e.c.

Physical fitness facilities (SIC 7991). Establishments primarily engaged in operating reducing and other health clubs, spas, and similar facilities featuring exercise and other active physical fitness conditioning, whether or not on a membership basis. Establishments providing aerobic dance and exercise classes are also included here. Sports and recreation clubs are classified in Industry 7997 if operated on a membership basis, and in Industry 7992 or 7999 if open to the general public. Health resorts and spas providing lodging are classified in Major Group 70. Establishments that promote physical fitness through diet control are classified in Industry 7299.

For large geographic areas, data are presented for the following subdivisions of this classification:

1. Physical fitness centers, except gymnasiums and athletic clubs.
2. Gymnasiums and athletic clubs.

Public golf courses (SIC 7992). Privately operated establishments primarily engaged in the operation of golf courses open to the general public on a fee basis. Municipally owned and operated golf courses are not included. Membership golf and country clubs are classified in Industry 7997. Miniature golf courses and golf driving ranges are classified in Industry 7999.

Coin-operated amusement devices (SIC 7993). Establishments primarily engaged in operating coin-operated amusement devices either in their own or in other places of business. Such amusement devices include juke boxes, pinball machines, mechanical games, video games, slot machines (where legal), and similar types of amusement equipment. The amusement devices may also be operated by bills. Amusement arcades and parlors are also included. Establishments primarily engaged in rental of such devices are classified in Industry 7359.

Amusement parks (SIC 7996). Establishments known as amusement parks, theme parks, kiddie parks, etc., which group together a number of attractions, such as mechanical rides, amusement devices, refreshment stands, and picnic grounds. Individual ride operators or concessionaires operating within the park are classified in Industry 7999, as are carnivals operating without a fixed exhibition site. Owners of the park grounds (who do not operate the amusement parks) are classified in Real Estate, Industry Group 651.

Membership sports and recreation clubs (SIC 7997). Sports and recreation clubs which maintain facilities for use only by members and their guests, such as country, golf, tennis, yacht, and swimming clubs. Such establishments are classified here regardless of the proportion of receipts derived from food or liquor sales. Membership organizations engaged in civic, social, or fraternal activities are classified in Industry 864. Physical fitness facilities are classified in Industry 7991.

Amusement and recreation services, n.e.c. (SIC 7999). Establishments primarily engaged in the operation of sports, amusement, and recreation services, not elsewhere classified, such as bathing beaches, swimming pools, and riding academies and schools. Membership sports and recreation clubs not open to the general public are classified in Industry 7997.

For large geographic areas, data are presented for the following subdivisions of this classification:

1. Concession operators of amusement devices and rides. Concession operators of mechanical rides or of amusement devices in amusement parks, carnivals, circuses, or fairs; or operators of independently operated rides or devices of this type.
2. Carnivals and circuses. Establishments operating a group of amusement, service, and/or retail units, generally known as carnivals, which do not have any fixed exhibition site; or companies engaged in the operation of circuses having acrobatic and animal shows and individual circus acts. Side shows are included here. Individual performers in circuses are classified in Other entertainers and entertainment groups, a subgroup of Industry 7929.
3. Fairs. Establishments primarily engaged in arranging and operating the exhibitions and related activities

usually associated with county, State, or similar fairs. Carnivals and side shows which are part of the fairs but which are independently owned and operated are included in the subgroup Carnivals and circuses. Other independently owned and operated amusement device and ride concessions are included in the subgroup Concession operators of amusement devices and rides.

4. Roller skating rinks.
5. Ice skating rinks.
6. Other amusement and recreation services, n.e.c. Establishments primarily engaged in the commercial operation of sports, amusement, and recreation services, not elsewhere classified. Included are establishments engaged in instruction of sports or recreational activities, such as baseball, bridge, golf, judo, karate, skiing, swimming, and tennis. Also included are establishments renting articles for amusement and recreation, such as beach chairs and accessories, bicycles, golf carts, small boats and canoes, and saddle horses.

Other establishments in this classification include commercially operated bathing beaches, gambling establishments (where legal), golf driving ranges, miniature golf courses, riding academies and stables, shooting galleries, slot-car tracks, ski lifts, day camps, and establishments engaged in the commercial operation of swimming pools open to the general public for a fee. Municipally operated golf courses and swimming pools are excluded from this census. Privately owned tourist attractions, such as natural wonders or manmade exhibits, are included here. Museums, art galleries, and botanical and zoological gardens are included in Major Group 84.

Health Services (SIC Major Group 80)

This group includes establishments primarily engaged in furnishing medical, surgical, and other health services to persons. Associations or groups, such as Health Maintenance Organizations (HMO's), primarily engaged in providing medical or other health services to members are included but those which only provide insurance covering hospitalization or medical costs are classified in Insurance, Major Group 63. Hospices providing medical services are also included in this Major Group and are classified according to the primary service provided. Health care facilities were primarily coded based on self-designation. Where multiple levels of care were indicated but were not apparently separate operations, the facility was generally classified based on the highest level of care provided. Veterinarians are classified in Agriculture, Industry Group 074.

Offices and clinics of doctors of medicine (SIC 801). Establishments of licensed practitioners having the degree of M.D. and engaged in the practice of general or specialized medicine and surgery. General medical clinics (staffed by licensed practitioners having M.D. degree) are also classified here.

Associations of physicians formed solely for sharing expenses (including payroll) are also included here. Receipts are not applicable for these associations since their operations are funded by reimbursements from member firms, and these funds are not considered operating receipts for medical services provided. However, their payroll and employment data are included in statistics presented for this category.

For large geographic areas, data are presented for the following subdivisions of this classification:

1. Offices of doctors of medicine. Includes offices as well as group clinics owned and operated by physicians for the purpose of carrying on their profession.
2. General medical clinics. Includes clinics not owned and operated by physicians associated for the purpose of carrying on their profession.

Offices and clinics of dentists (SIC 802). Establishments of licensed practitioners having the degree of D.D.S. (or D.D. Sc.) or D.M.D. and engaged in the practice of general or specialized dentistry, including dental surgery. Dental clinics are also classified here.

For large geographic areas, data are presented for the following subdivisions of this classification:

1. Offices of dentists. Includes offices as well as group clinics owned and operated by dentists associated for the purpose of carrying on their profession.
2. Dental clinics. Includes clinics not owned and operated by dentists associated for the purpose of carrying on their profession.

Offices and clinics of doctors of osteopathy (SIC 803). Establishments of licensed practitioners having the degree of D.O. and engaged in the practice of general or specialized osteopathic medicine and surgery.

For large geographic areas, data are presented for the following subdivisions of this classification:

1. Offices of osteopathic physicians.
2. Osteopathic clinics.

Offices and clinics of chiropractors (SIC 8041). Establishments of licensed practitioners having the degree of D.C. and engaged in the practice of chiropractic medicine.

Offices and clinics of optometrists (SIC 8042). Establishments of licensed practitioners having the degree of O.D. and engaged in the practice of optometry. Establishments where receipts are primarily from the sale of optical goods prescribed as a result of eye examinations performed at another establishment are classified in Retail Trade, Industry 5999.

Offices and clinics of podiatrists (SIC 8043). Establishments of licensed practitioners having the degree of D.P. and engaged in the practice of podiatry.

Offices and clinics of health practitioners, n.e.c. (SIC 8049). Establishments of health practitioners engaged in practice in health fields, not elsewhere classified, such as acupuncturists, midwives, nutritionists, physical and occupational therapists, and psychologists.

Skilled nursing care facilities (SIC 8051). Establishments primarily engaged in providing inpatient nursing and rehabilitative services to patients who require continuous health care but not hospital services. Care must be ordered by and under the direction of a physician. The staff must include a licensed nurse on duty continuously with a minimum of one full-time registered nurse on duty during each day shift. Included are establishments certified to deliver skilled nursing care under the Medicare and Medicaid programs.

Intermediate care facilities (SIC 8052). Establishments primarily engaged in providing inpatient nursing and rehabilitative services but not on a continuous basis. Staffing must include 24-hour per day personnel with a licensed nurse on duty full-time during each day shift. At least once a week, consultation with a registered nurse on the delivery of care is required. Included are facilities certified to deliver intermediate care under the Medicaid program.

Nursing and personal care facilities, n.e.c. (SIC 8059). Establishments primarily engaged in providing some nursing and/or health-related care to patients who do not require the degree of care and treatment that a skilled or intermediate care facility is designed to provide. Included are rest homes, convalescent homes, and other institutions where health care is a major element. Residential facilities, such as homes for the retarded and the elderly which provide personal care but where health care is incidental, are classified in Industry 8361.

General medical and surgical hospitals (SIC 8062). Establishments primarily engaged in providing general medical and surgical services and other hospital services. Specialty hospitals are classified in Industries 8063 and 8069.

Psychiatric hospitals (SIC 8063). Establishments primarily engaged in providing diagnostic medical services and inpatient treatment for the mentally ill. Establishments known as hospitals and primarily engaged in providing health care for the mentally retarded are classified in Industry 8051.

Specialty hospitals, except psychiatric (SIC 8069). Establishments primarily engaged in providing diagnostic services, treatment, and other hospital services for specialized categories of patients, except for the mentally ill.

Medical laboratories (SIC 8071). Establishments primarily engaged in providing professional analytic or diagnostic services to the medical profession or to the patient as

prescribed by a physician. Laboratories engaged in the manufacture of medical or pharmaceutical products are classified in Manufacturing. Laboratories engaged in commercial medical research are classified in Industry 8731, and those engaged in noncommercial medical research are classified in Industry 8733.

Dental laboratories (SIC 8072). Establishments primarily engaged in making dentures, artificial teeth, and orthodontic appliances to order for the dental profession. The manufacture of teeth other than to order is classified in Manufacturing. Establishments providing dental X-ray laboratory services are classified in Industry 8071.

Home health care services (SIC 8082). Establishments primarily engaged in providing skilled nursing or medical care in the home under supervision of a medical doctor. Establishments of registered or practical nurses engaged in the independent practice of their profession are classified in Industry 8049, and nurses' registries are classified in Industry 7361. Establishments primarily engaged in selling health care products for personal or household consumption are classified in Retail Trade, and those engaged in renting or leasing products for health care are classified in Industry 7352.

Kidney dialysis centers (SIC 8092). Establishments primarily engaged in providing kidney or renal dialysis services.

Specialty outpatient facilities, n.e.c. (SIC 8093). Establishments primarily engaged in outpatient care of a specialized nature, such as alcohol and drug treatment, birth control/family planning, etc., with permanent facilities and with medical staff to provide diagnosis, treatment, or both for patients who are ambulatory but do not require inpatient care.

Health and allied services, n.e.c. (SIC 8099). Establishments primarily engaged in providing health and allied services, n.e.c., such as blood banks, blood donor stations, childbirth preparation classes, medical photography and art, and oxygen tent services. Establishments of registered or practical nurses in independent practice are classified in Industry 8049. Ambulance services are classified in Transportation, Industry 4119.

Legal Services (SIC Major Group 81)

This group includes establishments which are headed by members of the bar and are engaged in offering legal advice or legal services. Nonprofit legal services (including legal aid societies) are classified here. Associations of lawyers formed solely for the sharing of expenses (including payroll) and not for the purpose of jointly practicing their profession are also included. Receipts are not applicable for these associations since their operations are funded by reimbursements from member firms, and these

funds are not considered operating receipts for legal services provided. However, their payroll and employment data are included in statistics presented for this category.

Selected Educational Services (SIC's 823, 824, 829)

This group includes libraries as well as establishments furnishing formal courses through correspondence, commercial, and trade schools. Elementary and secondary schools (Industry 8211); colleges, universities, and professional schools (Industry 8221); and junior colleges and technical institutes (Industry 8222) are out of scope of the census.

Libraries (SIC 823). Establishments primarily engaged in providing library services, including the circulation of books and other materials for reading, study, and reference.

Data processing schools (SIC 8243). Establishments primarily engaged in offering training in data processing (including data keying), computer programming, and in computer and peripheral equipment operation, maintenance, and repair.

Business and secretarial schools (SIC 8244). Establishments primarily engaged in offering courses in business machine operation, office procedures, and secretarial and stenographic skills.

Vocational schools, n.e.c. (SIC 8249). Establishments primarily engaged in offering specialized vocational courses, not elsewhere classified but not academic training. This industry includes apprentice training, aviation schools, commercial art schools, and practical nursing schools. Schools for the instruction of beauticians are classified in Industry 7231, and barber schools are classified in Industry 7241. Establishments primarily engaged in offering educational courses by mail are included here.

Schools and educational services, n.e.c. (SIC 829). Establishments primarily engaged in offering specialized educational courses and services, not elsewhere classified, such as music schools, drama schools, language schools, student exchange programs, and civil service and other short-term examination preparatory schools. Vocational counseling (excluding rehabilitation) is also included here. Educational testing is included in Industry 8748. Establishments primarily engaged in operating dance schools are classified in Industry 7911; those providing rehabilitation counseling are classified in Industry 8331; and those providing sports instruction in Industry 7999.

Social Services (SIC Major Group 83)

This group includes establishments providing social services and rehabilitation services to those persons with social or personal problems requiring special services and to the physically challenged and the disadvantaged. Also

included are organizations soliciting funds to be used directly for these and related services, as well as community development and planning agencies. Government offices involved with the delivery of such services are out of scope of the census.

Individual and family social services (SIC 832). Establishments primarily engaged in providing one or more of a variety of individual and family social, counseling, welfare, or referral services, including refugee, disaster, and temporary relief services.

Job training and vocational rehabilitation services (SIC 833). Establishments primarily engaged in providing training, work experience, and vocational rehabilitation services for the unemployed, the underemployed, the physically challenged, and to persons who have a job market disadvantage because of lack of education or experience, skill obsolescence, or personal characteristics or problems. Included are upgrading and job development services, skill training, world-of-work orientation, and vocational rehabilitation counseling. Union apprentice training schools are classified in Industry 8249.

Child day care services (SIC 835). Establishments primarily engaged in care of infants or children, or in providing prekindergarten education, where medical care or delinquency correction is not a major element. These establishments may or may not have substantial educational programs and may care for older children when they are not in school. Establishments providing babysitting services are classified in Industry 7299. Head start centers operating in conjunction with elementary schools are classified in Industry 8211.

Residential care (SIC 836). Establishments primarily engaged in the provision of residential social and personal care for children, the elderly, and special categories of persons with some limits on ability for self-care but where medical care is not a major element. Included here are group foster homes; halfway group homes; homes for the retarded, the elderly, the deaf, and the blind; juvenile correctional homes; rehabilitation (residential) centers; and children's boarding homes. Boarding schools providing elementary and secondary education are classified in Industry 8211.

Social services, n.e.c. (SIC 839). Establishments primarily engaged in providing social services, not elsewhere classified, including community improvement, social change, and neighborhood development. Also included are organizations primarily engaged in soliciting contributions on their own account and administering appropriations and allocating funds among other agencies engaged in social welfare services; establishments primarily engaged in the prevention of criminal or antisocial behavior; and regional social service planning agencies. Establishments which raise funds on a contract basis are classified in Industry 7389. Civic, social, fraternal, and political organizations are included

in Major Group 86. Industrial development consulting and planning is classified in Industry 8748. Philanthropic trusts and foundations which are not actually engaged in providing social welfare services are classified in Finance, Industry 6732.

Museums, Art Galleries, and Botanical and Zoological Gardens (SIC Major Group 84)

This major group includes commercial and noncommercial museums, art galleries, arboreta, and botanical and zoological gardens.

Museums and art galleries (SIC 8412). Establishments primarily engaged in the commercial or noncommercial operation of museums and art galleries. Historical, cultural, and educational societies whose functions are primarily providing attractions for the public are included here. Art galleries or art dealers primarily selling to the general public are classified in Retail Trade, Industry 5999.

Arboreta and botanical or zoological gardens (SIC 8422). Establishments primarily engaged in the commercial or noncommercial operation of arboreta and botanical and zoological gardens.

Selected Membership Organizations (SIC's 861, 862, 864, 869)

This group includes organizations operating on a membership basis for the promotion of the interests of their members. Also included are organizations which are not operated on a membership basis but which promote the interests of a constituency or group of supporters. This group does not include business establishments operated by membership organizations, such as hotels open to the general public, golf and country clubs, fraternity and sorority houses, and credit unions. Such establishments are classified according to their primary activity.

Establishments of religious organizations operated for worship or for promotion of religious activities, such as churches, convents, and religious schools and missions, are classified in Industry 8661 and are out of scope of the census. Also excluded are Labor unions and similar labor organizations (Industry 8631) and Political organizations (Industry 8651).

Business associations (SIC 861). Membership organizations engaged in promoting business interests of their members, such as better business bureaus, boards of trade, chambers of commerce, industrial standards committees, merchants' associations, real estate boards, and trade associations. Membership organizations formed to carry out a specific business function, such as common marketing of crops or joint advertising, are classified according to the function performed.

Professional membership organizations (SIC 862). Membership organizations of professional persons formed for the advancement of the interests of their profession, such as bar associations, engineering associations, and scientific membership organizations.

Civic, social, and fraternal associations (SIC 864).

Membership organizations engaged in civic, social, or fraternal activities, such as alumni associations, citizens' associations, fraternities, scout organizations, singing societies, university clubs, veterans' organizations, youth associations, and consumer education and public advocacy groups (except organizations primarily engaged in research). Bars and restaurants owned and operated by organizations for use by members and guests only are also classified here. Hotels and lodging houses operated by organizations for use by members and their guests only, including fraternity and sorority houses, are classified in Industry 7041. Membership sports and recreation clubs are classified in Industry 7997. Homeowner, tenant, and condominium associations primarily engaged in managing real estate are classified in Real Estate, Industry 6531.

Membership organizations, n.e.c. (SIC 869). Membership organizations, not elsewhere classified, such as athletic regulatory associations, automobile owners' associations, farm bureaus, historical clubs, and humane societies.

Engineering, Accounting, Research, Management, and Related Services (SIC Major Group 87)

This group includes establishments primarily engaged in providing engineering, architectural, and surveying services; accounting, auditing, and bookkeeping services; research, development, and testing services; and management and public relations services.

Engineering services (SIC 8711). Establishments primarily engaged in providing professional engineering services. Establishments primarily providing and supervising their own engineering staff on temporary contract to other firms are included here. Establishments providing engineering but not supervisory, personnel are classified in Industry 7363. Photogrammetric engineering services are classified in Industry 8713.

Architectural services (SIC 8712). Establishments primarily engaged in providing professional architectural services. Landscape architectural services are classified in Agriculture, Industry 0781. Establishments primarily engaged in providing graphic arts and related design services are classified in Industry 7336, and those providing drafting services are classified in Industry 7389.

Surveying services (SIC 8713). Establishments primarily engaged in providing professional land, water, and aerial surveying services.

Accounting, auditing, and bookkeeping services (SIC 8721). Establishments primarily engaged in furnishing accounting, bookkeeping, and related auditing services. These establishments may use data processing and tabulating techniques as part of providing their services. However,

establishments primarily engaged in providing data processing and tabulating services are classified in Industry 7374. Establishments providing income tax return preparation services, without also furnishing accounting, auditing, or bookkeeping services, are classified in Industry 7291.

Commercial physical and biological research (SIC 8731).

Establishments primarily engaged in physical and biological research and development on a contract or fee basis. Noncommercial research establishments (funded by endowments, grants, or contributions) are classified in Industry 8733. Separate establishments of aircraft, guided missile, or spacecraft manufacturers primarily engaged in research and development on these products are classified in Manufacturing, Major Group 37.

For large geographic areas, data are presented for the following subdivisions of this classification:

1. Commercial physical research.
2. Commercial medical and biological research.

Commercial economic, sociological, and educational research (SIC 8732).

Establishments primarily engaged in performing business, marketing, opinion, and other economic, sociological, and educational research on a contract or fee basis. Noncommercial research establishments (funded by endowments, grants, or contributions) are classified in Industry 8733.

Noncommercial research organizations (SIC 8733). Establishments primarily engaged in performing research into and dissemination of information for public health, education, or general welfare. These establishments primarily operate on funds from endowments, contributions, and grants. Establishments which fund such research, although the actual research may be contracted out to other establishments, are also classified here.

Testing laboratories (SIC 8734). Establishments primarily engaged in providing testing services. Establishments performing clinical laboratory testing for the medical profession are classified in Industry 8071.

Management services (SIC 8741). Establishments primarily engaged in furnishing general or specialized management services on a day to day basis and on a contract or fee basis. Establishments classified here do not provide operating staff. Management and operation of a business, where operating staff as well as management is provided, is classified according to the activity of the establishment managed. Construction management services are classified here.

Management consulting services (SIC 8742). Establishments primarily engaged in furnishing operating counsel and assistance to managements of private, nonprofit, and public organizations. These establishments generally perform a variety of activities, such as strategic and organizational planning; financial planning and budgeting; marketing objectives and policies planning; information systems

planning, evaluation, and selection; human resources policies and practices planning; and production scheduling and control planning.

Public relations services (SIC 8743). Establishments primarily engaged in the preparation of materials, written or spoken, which are designed to promote the interests of their clients by attempting to influence the general public or other groups.

Facilities support management services (SIC 8744).

Establishments primarily engaged in furnishing personnel to perform a range of services in support of the operations of other establishments, or those engaged in providing a number of different continuing services, on a contract or fee basis, within other establishments. Establishments which provide management and staff to operate a business are classified according to the type of activity of the business. Establishments primarily providing one specialized service are classified in the specialized industry. Establishments primarily supplying temporary or continuing help (except agricultural) are classified in Industry 7363. Establishments which provide management services only (except agricultural) are classified in Industry 8741. Computer facilities management is classified in Industry 7376.

Business consulting services, n.e.c. (SIC 8748). Establishments primarily engaged in furnishing business consulting services, not elsewhere classified, on a contract or fee basis. Included are agricultural, economic, educational, and systems engineering consultants as well as city planners and testing services (educational or personnel).

Services, Not Elsewhere Classified (SIC Major Group 89)

Establishments primarily providing services, not elsewhere classified, such as artists (excluding commercial and medical artists), authors, scientific consultants (working on their own account), inventors, lecturers, music arrangers, newspaper columnists, radio commentators, song writers, weather forecasters, and writers.

There is evidence that among small employer establishments (for which kind-of-business information is obtained from administrative records), many service establishments are classified incorrectly in this industry because there is insufficient information to determine the correct kind-of-business classification. Therefore, the published data probably overstate the number of establishments and level of activity for this category.

For large geographic areas, data are presented for the following subdivisions of this classification:

1. Scientific and related consulting services, except environmental.
2. Environmental consulting.
3. Authors, composers, and other arts-related services.
4. Other services, n.e.c.

Appendix B. **Sample Report Form and Instructions**

The sample report form and instructions are shown on the following pages.



Appendix C.

Kind-of-Business Titles and Reporting-Form Numbers

[Listed below are service industries kind-of-business titles and their corresponding reporting-form numbers. Requests for copies of any of these forms, including the inquiries used to classify establishments by kind of business, should be directed to the Services Division, Bureau of the Census, Washington, DC 20233]

SIC code	Title	Reporting form CB-	SIC code	Title	Reporting form CB-
70	HOTELS, ROOMING HOUSES, CAMPS, AND OTHER LODGING PLACES		73	BUSINESS SERVICES—Con.	
7011 pt.	Hotels, 25 guestrooms or more	7001	7377	Computer rental and leasing	7307
7011 pt.	Hotels, less than 25 guestrooms	7001	7378	Computer maintenance and repair	7307
7011 pt.	Motels, tourist courts	7001	7379 pt.	Computer consultants	7307
7011 pt.	Motor hotels	7001	7379 pt.	Miscellaneous computer services, n.e.c.	7307
702	Rooming and boarding houses	7002	7381 pt.	Detective agencies and guard services	7308
7032	Sporting and recreational camps	7002	7381 pt.	Armored car services	7308
7033	Recreational vehicle parks and campsites	7002	7382	Security systems services	7308
704	Organization hotels and lodging houses, on membership basis.	7002	7383	News syndicates	7308
			7384 pt.	Photofinishing laboratories, except "one-hour" (mini) labs	7303
			7384 pt.	"One-hour" (mini) photofinishing	7303
72	PERSONAL SERVICES		7389 pt.	Sign painting shops	7308
7211	Power laundries, family and commercial	7201	7389 pt.	Interior designing	7308
7212	Garment pressing, and agents for laundries and drycleaners	7201	7389 pt.	Telephone answering services	7308
7213	Linen supply	7201	7389 pt.	Water softening and conditioning services	7308
7215 pt.	Coin-operated laundries and drycleaning stores	7201	7389 pt.	Packaging and labeling services	7308
7215 pt.	Coin-operated laundry routes	7201	7389 pt.	Trading stamp services	7308
7216	Drycleaning plants, except rug cleaning	7201	7389 pt.	Convention and trade show services	7308
7217	Carpet and upholstery cleaning	7201	7389 pt.	Private mail centers	7308
7218	Industrial launderers	7201	7389 pt.	Miscellaneous business services, n.e.c.	7308
7219	Laundry and garment services, n.e.c.	7201			
722	Photographic studios, portrait	7303	75	AUTOMOTIVE REPAIR, SERVICES, AND PARKING	
723	Beauty shops	7202	7513 pt.	Truck rental, without drivers	7501
724	Barber shops	7202	7513 pt.	Truck leasing, except finance leasing	7501
725	Shoe repair shops and shoeshine parlors	7202	7514	Passenger car rental	7501
726	Funeral service and crematories	7202	7515	Passenger car leasing	7501
7291	Tax return preparation services	7202	7519	Utility trailer and recreational vehicle rental	7501
7299 pt.	Massage parlors, tanning salons, and saunas	7202	7521 pt.	Parking lots	7502
7299 pt.	Diet and weight reducing services	7202	7521 pt.	Parking structures	7502
7299 pt.	Formal wear rental	7202	7532 pt.	Top and body repair shops	7503
7299 pt.	Other personal services, n.e.c.	7202	7532 pt.	Paint shops	7503
73	BUSINESS SERVICES		7533	Automotive exhaust system repair shops	7503
7311	Advertising agencies	7301	7534	Tire retreading and repair shops	7503
7312	Outdoor advertising services	7301	7536	Automotive glass replacement shops	7503
7313 pt.	Radio and television advertising representatives	7301	7537	Automotive transmission repair shops	7503
7313 pt.	Publishers' advertising representatives	7301	7538 pt.	General automotive repair shops, except diesel	7503
7319	Advertising, n.e.c.	7301	7538 pt.	Diesel repair shops	7503
7322	Adjustment and collection services	7302	7539 pt.	Radiator repair	7503
7323	Credit reporting services	7302	7539 pt.	Brake, front end, and wheel alignment	7503
7331 pt.	Mailing list compilers, brokers, and managers	7303	7539 pt.	Carburetor repair shops	7503
7331 pt.	Direct mail advertising services, except mailing list services	7303	7539 pt.	Automotive electrical repair shops	7503
7334 pt.	Blueprinting and photocopying services	7303	7539 pt.	Other automotive repair shops, n.e.c.	7503
7334 pt.	Duplicating services, except printing and photocopying	7303	7542	Carwashes	7503
7335	Commercial photography	7303	7549 pt.	Lubrication shops	7503
7336 pt.	Commercial art	7303	7549 pt.	Towing services	7503
7336 pt.	Graphic arts and related design	7303	7549 pt.	Other automotive services, n.e.c.	7503
7338	Secretarial and court reporting services	7303	76	MISCELLANEOUS REPAIR SERVICES	
7342	Disinfecting and pest control services	7304	7622	Radio and television repair shops	7600
7349	Building cleaning and maintenance services, n.e.c.	7304	7623	Refrigeration and air-conditioning service and repair shops	7600
7352	Medical equipment rental and leasing	7305	7629	Electrical and electronic repair shops, n.e.c.	7600
7353 pt.	Rental and leasing of heavy construction equipment without operators	7305	763	Watch, clock, and jewelry repair	7600
7353 pt.	Rental and leasing of heavy construction equipment with operators	7305	764	Reupholstery and furniture repair	7600
7359 pt.	Equipment rental, except rent-to-own	7305	7692	Welding repair	7600
7359 pt.	Equipment leasing, except finance leasing	7305	7694	Armature rewinding shops	7600
7359 pt.	Rent-to-own	7305	7699 pt.	Farm machinery and equipment repair	7600
7361	Employment agencies	7306	7699 pt.	Lawnmower and other small gasoline engine repair	7600
7363 pt.	Temporary help supply	7306	7699 pt.	Sewer and septic tank cleaning services	7600
7363 pt.	Employee leasing	7306	7699 pt.	Other repair and related services, n.e.c.	7600
7363 pt.	Other help supply services	7306	78	MOTION PICTURES	
7371	Computer programming services	7307	7812 pt.	Motion picture production, except for television	7801
7372	Prepackaged software	7307	7812 pt.	Motion picture and tape production for television	7801
7373	Computer integrated systems	7307	7819	Services allied to motion picture production	7801
7374	Computer processing and data preparation and processing services	7307	7822 pt.	Motion picture film exchanges	7801
7375	Information retrieval services	7307	7822 pt.	Film and tape distribution for television	7801
7376	Computer facilities management services	7307	7822 pt.	Video tape wholesalers	7801
			7829	Services allied to motion picture distribution	7801
			7832	Motion picture theaters, except drive-in	7802
			7833	Drive-in motion picture theaters	7802
			7841	Video tape rental	7803

SIC code	Title	Reporting form CB-	SIC code	Title	Reporting form CB-
79	AMUSEMENT AND RECREATION SERVICES, EXCEPT MOTION PICTURES AND MUSEUMS		81	LEGAL SERVICES	
791	Dance studios, schools, and halls	7903	81 pt.	Offices of lawyers	8100
7922 pt.	Producers of live theatrical productions	7901	81 pt.	Legal aid societies and similar legal services	8100
7922 pt.	Producers of radio and television shows, except tape producers	7901	823, 4, 9	SELECTED EDUCATIONAL SERVICES	
7922 pt.	Artists' and entertainers' managers or agents, concert bureaus, and booking agents	7901		Libraries	8200
7922 pt.	Other theatrical services	7901		Data processing schools	8200
7929 pt.	Dance groups and artists	7901		Business and secretarial schools	8200
7929 pt.	Symphony orchestras, opera companies, and chamber music organizations	7901		Vocational schools, n.e.c.	8200
7929 pt.	Other music groups and artists	7901		Schools and educational services, n.e.c.	8200
7929 pt.	Other entertainers and entertainment groups	7901			
7933	Bowling centers	7902	83	SOCIAL SERVICES	
7941 pt.	Baseball clubs	7902		Individual and family social services	8300
7941 pt.	Football clubs	7902		Job training and vocational rehabilitation services	8300
7941 pt.	Other professional sports clubs	7902		Child day care services	8300
7941 pt.	Managers and promoters	7902		Residential care	8300
7948 pt.	Auto racetrack operation	7902		Social services, n.e.c.	8300
7948 pt.	Horse racetrack operation	7902	84	MUSEUMS, ART GALLERIES, AND BOTANICAL AND ZOOLOGICAL GARDENS	
7948 pt.	Dog racetrack operation	7902		Museums and art galleries	8400
7948 pt.	Racing stables and racing, n.e.c.	7902		Arboreta and botanical or zoological gardens	8400
7991 pt.	Physical fitness centers, except gymnasiums and athletic clubs	7903			
7991 pt.	Gymnasiums and athletic clubs	7903			
7992	Public golf courses	7903			
7993	Coin-operated amusement devices	7903	8412		
7996	Amusement parks	7902	8422		
7997	Membership sports and recreation clubs	7903			
7999 pt.	Concession operators of amusement devices and rides	7903	86	SELECTED MEMBERSHIP ORGANIZATIONS	
7999 pt.	Carnivals and circuses	7903		Business associations	8600
7999 pt.	Fairs	7903		Professional membership organizations	8600
7999 pt.	Roller skating rinks	7903	861	Civic, social, and fraternal associations	8600
7999 pt.	Ice skating rinks	7903	862	Membership organizations, n.e.c.	8600
7999 pt.	Other amusement and recreation services, n.e.c.	7903	864		
			869		
80	HEALTH SERVICES		87	ENGINEERING, ACCOUNTING, RESEARCH, MANAGEMENT, AND RELATED SERVICES	
801 pt.	Offices of doctors of medicine	8001		Engineering services	8701
801 pt.	General medical clinics	8001	8711	Architectural services	8701
802 pt.	Offices of dentists	8002	8712	Surveying services	8701
802 pt.	Dental clinics	8002	8713	Accounting, auditing, and bookkeeping services	8702
803 pt.	Offices of osteopathic physicians	8001	8721	Commercial physical research	8703
			8731 pt.		
803 pt.	Osteopathic clinics	8001		Commercial medical and biological research	8703
8041	Offices and clinics of chiropractors	8001	8732	Commercial economic, sociological, and educational research	8703
8042	Offices and clinics of optometrists	8001	8733	Noncommercial research organizations	8703
8043	Offices and clinics of podiatrists	8001	8734	Testing laboratories	8703
8049	Offices and clinics of health practitioners, n.e.c.	8001	8741	Management services	8704
8051	Skilled nursing care facilities	8003		Management consulting services	8704
8052	Intermediate care facilities	8003	8742	Public relations services	8704
8059	Nursing and personal care facilities, n.e.c.	8003	8743	Facilities support management services	8704
8062	General medical and surgical hospitals	8004	8744	Business consulting services, n.e.c.	8704
8063	Psychiatric hospitals	8004	8748		
8069	Specialty hospitals, except psychiatric	8004			
8071	Medical laboratories	8005	89	SERVICES, N.E.C.	
8072	Dental laboratories	8005		Scientific and related consulting services, except environmental	8900
8082	Home health care services	8006	8999 pt.	Environmental consulting	8900
8092	Kidney dialysis centers	8006	8999 pt.	Authors, composers, and other arts-related services	8900
8093	Specialty outpatient facilities, n.e.c.	8006	8999 pt.	Other services, n.e.c.	8900
8099	Health and allied services, n.e.c.	8006	8999 pt.		

Appendix D. Metropolitan Areas

(Titles and definitions shown for MSA's, CMSA's, and PMSA's are those established by the Office of Management and Budget, as of June 30, 1993)

MICHIGAN

Ann Arbor, MI PMSA—see Detroit-Ann Arbor-Flint, MI CMSA

Benton Harbor, MI MSA
Berrien County, MI

Detroit, MI PMSA—see Detroit-Ann Arbor-Flint, MI CMSA

Detroit-Ann Arbor-Flint, MI CMSA

Ann Arbor, MI PMSA
Lenawee County, MI
Livingston County, MI
Washtenaw County, MI

Detroit, MI PMSA
Lapeer County, MI
Macomb County, MI
Monroe County, MI
Oakland County, MI
St. Clair County, MI
Wayne County, MI

Flint, MI PMSA
Genesee County, MI

Flint, MI PMSA—see Detroit-Ann Arbor-Flint, MI CMSA

Grand Rapids-Muskegon-Holland, MI MSA

Allegan County, MI
Kent County, MI
Muskegon County, MI
Ottawa County, MI

Jackson, MI MSA

Jackson County, MI

Kalamazoo-Battle Creek, MI MSA

Calhoun County, MI
Kalamazoo County, MI
Van Buren County, MI

Lansing-East Lansing, MI MSA

Clinton County, MI
Eaton County, MI
Ingham County, MI

Saginaw-Bay City-Midland, MI MSA

Bay County, MI
Midland County, MI
Saginaw County, MI

Appendix E.

Percent of Receipts/Revenue Based on Administrative Records and Estimation for the State: 1992

Table E-1. **Firms Subject to Federal Income Tax**

[Includes only establishments with payroll. For meaning of abbreviations and symbols, and for more information on reliability of data, see introductory text. For explanation of terms and comparability of 1987 and 1992 censuses, see appendix A]

SIC code	Kind of business or operation	Percent of receipts —		SIC code	Kind of business or operation	Percent of receipts —	
		From administrative records ¹	Estimated ²			From administrative records ¹	Estimated ²
	Total	19.7	8.7	73	Business services—Con.		
70 ex. 704	Hotels, rooming houses, camps, and other lodging places (except membership lodging)	7.4	12.1	736	Personnel supply services	10.3	6.9
	Hotels and motels	6.4	11.9	7361	Employment agencies	46.6	15.7
7011	Hotels	3.7	13.8	7363	Help supply services	8.0	6.3
7011 pt.	Hotels, 25 guestrooms or more	3.6	14.0	7363 pt.	Temporary help supply	7.8	5.0
7011 pt.	Hotels, less than 25 guestrooms	10.1	2.1	7363 pt.	Help supply, except temporary	9.2	11.7
7011 pt.	Motels, motor hotels, and tourist courts	13.5	7.0	737	Computer programming, data processing, and other computer related services	4.9	10.4
7011 pt.	Motels, tourist courts	16.2	8.6	7371, 2, 3	Computer programming, prepackaged software, and integrated systems	4.9	7.7
7011 pt.	Motor hotels	2.9	.4	7371	Computer programming services	10.1	15.3
702, 3	Other lodging places	38.0	16.7	7372	Prepackaged software	1.8	5.0
702	Rooming and boarding houses	48.5	8.0	7373	Computer integrated systems	2.7	2.2
703	Camps and recreational vehicle parks	37.2	17.4	7374, 5, 6	Data processing services	1.5	14.9
72	Personal services	27.1	7.7	7374, 5	Computer processing, information retrieval	1.2	15.4
	Laundry, cleaning, and garment services	25.7	5.9	7376	Computer facilities management services	4.7	10.2
721	Power laundries, family and commercial*	18.6	.1	7377, 8, 9	Computer rental and leasing, maintenance, and related services, n.e.c.	13.4	8.9
7211	Linen supply*	19.5	5.7	7377	Computer rental and leasing1	—
7213	Coin-operated laundries and drycleaning	27.2	8.8	7378	Computer maintenance and repair	6.0	15.0
7215	Drycleaning plants, except rug cleaning*	32.9	6.8	7379	Computer related services, n.e.c.	38.7	4.8
7216	Carpet and upholstery cleaning	44.5	6.4	738	Miscellaneous business services	13.5	12.2
7217	Industrial launderers*	12.5	2.8	7381, 2	Detective agencies and protective services	11.7	12.3
7218	Other laundry, cleaning, and garment services*	43.2	12.4	7381	Detective, guard, and armored car services	13.5	14.7
7212, 9	Garment pressing, and agents for laundries and drycleaners	51.4	12.9	7382	Security systems services	7.1	6.2
7212	Laundry and garment services, n.e.c.*	40.8	12.2	7383	News syndicates	—	6.8
7219	Photographic studios, portrait	24.9	12.1	7384	Photofinishing laboratories*	11.9	2.0
722	Beauty and barber shops	31.5	6.5	7389 pt.	Business services, n.e.c.	14.3	12.9
723, 4	Beauty shops	31.6	6.7	7389 pt.	Sign painting shops	38.2	16.7
723	Barber shops	28.0	1.3	7389 pt.	Interior designing	49.0	10.1
724	Shoe repair shops and shoeshine parlors	18.6	19.3	75	Telephone answering services	20.3	3.8
726	Funeral service and crematories	25.7	7.3	751	Other business services	12.5	13.2
729	Miscellaneous personal services	26.0	15.1	7513	Automotive repair, services, and parking	23.1	6.3
7291	Tax return preparation services	26.3	8.7	7514, 5	Automotive rental and leasing, without drivers	4.0	3.0
7299	Miscellaneous personal services, n.e.c.	25.8	17.9	7514	Truck rental and leasing, without drivers	3.4	2.4
73	Business services	10.9	10.1	7515	Passenger car rental and leasing	3.9	3.7
	Advertising	7.0	11.2	7519	Passenger car rental	3.7	2.1
731	Advertising agencies	5.4	12.0	752	Passenger car leasing	4.6	11.7
7311	Outdoor advertising services	5.8	1.1	753	Utility trailer and recreational vehicle rental	44.6	2.0
7312	Radio, television, publishers' advertising representatives	7.7	12.4	7532	Automobile parking	5.4	17.8
7313	Advertising, n.e.c.	33.0	10.9	7532 pt.	Automotive repair shops	28.5	7.0
7319	Consumer credit reporting agencies, mercantile reporting agencies, and adjustment and collection agencies	10.6	14.4	7532 pt.	Top, body, and upholstery repair shops and paint shops	27.0	5.6
732	Adjustment and collection services	13.4	19.7	7538	Top and body repair shops	27.2	5.7
7322	Credit reporting services	5.0	4.2	7538 pt.	Paint shops	24.6	3.7
733	Mailing, reproduction, commercial art and photography, and stenographic services	15.3	9.3	7538 pt.	General automotive repair shops	33.1	6.4
7331	Direct mail advertising services	7.3	5.5	7538 pt.	General automotive repair shops, except diesel	35.7	6.3
7334	Photocopying and duplicating services	10.7	20.7	7533, 4, 6, 7, 9	Diesel repair shops	18.0	6.4
7335, 6	Commercial photography, art, and graphics	18.6	9.0	7533	Other automotive repair shops	25.0	9.5
7335	Commercial photography	27.7	29.1	7534	Automotive exhaust system repair shops	20.4	10.3
7336	Commercial art and graphic design	16.8	5.1	7534	Tire retreading and repair shops	35.7	6.6
7338	Secretarial and court reporting services	27.5	2.4	7536	Automotive glass replacement shops	20.1	16.0
734	Services to dwellings and other buildings	33.5	11.3	7537	Automotive transmission repair shops	35.9	6.3
7342	Disinfecting and pest control services	19.9	10.5	7539	Automotive repair shops, n.e.c.	26.6	5.2
7349	Building cleaning and maintenance services, n.e.c.	35.2	11.4	7539 pt.	Radiator repair	36.6	6.9
735	Miscellaneous equipment rental and leasing	11.8	7.9	7539 pt.	Brake, front end, and wheel alignment	20.5	4.5
7352	Medical equipment rental and leasing	7.9	12.4	754	Automotive electrical and fuel system services	26.1	3.6
7353	Heavy construction equipment rental and leasing	8.1	1.9	7542	Other automotive repair shops, n.e.c.	35.0	8.2
7359	Equipment rental and leasing, n.e.c.	14.7	8.4	7549	Automotive services, except repair	33.4	6.9
					Carwashes	42.3	8.4
					Automotive services, except repair and carwashes	26.6	5.8

See footnotes at end of table.

Table E-1. Firms Subject to Federal Income Tax – Con.

[Includes only establishments with payroll. For meaning of abbreviations and symbols, and for more information on reliability of data, see introductory text. For explanation of terms and comparability of 1987 and 1992 censuses, see appendix A]

SIC code	Kind of business or operation	Percent of receipts –		SIC code	Kind of business or operation	Percent of receipts –	
		From administrative records ¹	Estimated ²			From administrative records ¹	Estimated ²
76	Miscellaneous repair services -----	27.7	6.3	80	Health services -----	26.6	6.7
762	Electrical repair shops -----	21.4	6.2	801	Offices and clinics of doctors of medicine -----	30.1	5.6
7622	Radio and television repair shops -----	36.8	11.3	8011 pt.	Offices of doctors of medicine -----	32.2	5.4
7623, 9	Other electrical and electronic repair shops -----	19.0	5.4	8011 pt.	General medical clinics -----	3.1	8.2
7623	Refrigeration and air-conditioning service and repair shops -----	20.0	1.7	802	Offices and clinics of dentists -----	34.3	3.3
7629	Electrical and electronic repair shops, n.e.c. ---	18.8	6.4	803	Offices and clinics of doctors of osteopathy -----	28.1	3.4
763	Watch, clock, and jewelry repair -----	51.6	.7	804	Offices and clinics of other health practitioners ----	32.6	4.8
764	Reupholstery and furniture repair -----	40.7	13.4	8041	Offices and clinics of chiropractors -----	53.1	6.0
				8042	Offices and clinics of optometrists -----	24.7	2.1
769	Miscellaneous repair and related services -----	29.7	6.1	8043	Offices and clinics of podiatrists -----	25.8	7.6
7692	Welding repair -----	37.3	14.0	8049	Offices and clinics of health practitioners, n.e.c. --	28.7	5.2
7694	Armature rewinding shops -----	25.4	5.8	805	Nursing and personal care facilities -----	4.5	6.2
7699	Repair shops and related services, n.e.c. -----	29.6	5.4	8051	Skilled nursing care facilities -----	3.8	6.4
				8052	Intermediate care facilities -----	10.5	4.9
				8059	Nursing and personal care facilities, n.e.c. -----	8.7	7.2
78, 79, 84	Amusement and recreation services, including motion pictures and museums -----	18.4	6.4	806	Hospitals -----	–	6.0
				8062	General medical and surgical hospitals -----	–	–
				8063, 9	Specialty hospitals -----	–	6.0
781, 2	Motion picture production, distribution, and services --	5.0	3.5	807, 8, 9	Other health services -----	18.6	18.6
				807	Medical and dental laboratories -----	23.6	19.3
				8071	Medical laboratories -----	21.6	22.0
				8072	Dental laboratories -----	34.7	3.2
				808	Home health care services -----	12.2	13.7
				809	Miscellaneous health and allied services, n.e.c. ---	14.9	21.0
783	Motion picture theaters -----	1.8	1.1	8092	Kidney dialysis centers -----	–	–
7832	Motion picture theaters, except drive-in -----	1.8	1.1	8093	Specialty outpatient facilities, n.e.c. -----	21.7	25.5
7833	Drive-in motion picture theaters -----	–	.6	8099	Health and allied services, n.e.c. -----	8.9	20.4
				81	Legal services -----	29.1	5.2
784	Video tape rental -----	24.4	5.0	823, 4, 9	Selected educational services -----	13.0	19.7
				823	Libraries -----	(D)	(D)
792	Theatrical producers (except motion picture), bands, orchestras, and entertainers -----	11.2	5.1	824	Vocational schools -----	6.5	19.5
7922	Theatrical producers (except motion picture) and miscellaneous theatrical services -----	6.4	5.6	829	Schools and educational services, n.e.c. -----	(D)	(D)
7929	Bands, orchestras, actors, and other entertainers and entertainment groups -----	16.8	4.6	83	Social services -----	28.9	17.3
				835	Child day care services -----	30.0	11.2
793	Bowling centers -----	31.6	11.1	832, 3, 6, 9	Other social services -----	28.6	19.4
				87 ex. 8733	Engineering, accounting, research, management, and related services (except noncommercial research organizations) -----	16.0	11.7
79 ex. 792, 3; 84	Commercial sports and other amusement and recreation services, including museums -----	24.2	8.1	871	Engineering, architectural, and surveying services --	12.7	11.1
794	Commercial sports -----	4.0	6.9	8711	Engineering services -----	10.9	12.1
7941	Professional sports clubs, managers, promoters -----	1.3	7.4	8712	Architectural services -----	25.8	2.4
7948	Racing, including track operation -----	8.3	6.2	8713	Surveying services -----	32.9	9.2
79 ex. 792, 3, 4; 84	Other amusement and recreation services, including museums -----	32.7	8.5	872	Accounting, auditing, and bookkeeping services ----	24.2	4.8
791	Dance studios, schools, and halls -----	35.5	12.4	873 ex. 8733	Research, development, and testing services (except noncommercial research organizations) ---	7.7	22.5
7991	Physical fitness facilities -----	18.8	5.5	8731	Commercial physical and biological research -----	5.3	38.2
7992	Public golf courses -----	38.2	4.0	8732	Commercial economic, sociological, and educational research -----	10.4	7.8
7993	Coin-operated amusement devices -----	35.6	5.2	8734	Testing laboratories -----	8.8	11.4
7996	Amusement parks -----	21.5	–	874	Management and public relations services -----	20.3	13.2
7997	Membership sports and recreation clubs -----	38.5	5.4	8741	Management services -----	15.7	15.9
7999, 84	Amusement and recreation services, including museums, n.e.c. -----	31.5	16.2	8742	Management consulting services -----	22.0	14.7
7999 pt.	Concession operators of amusement devices and rides -----	40.7	32.3	8743	Public relations services -----	(D)	(D)
7999 pt., 84	Carnivals, circuses, and fairs -----	66.6	.8	8744	Facilities support management services -----	(D)	(D)
	Other recreation and amusements, including museums -----	28.4	17.2	8748	Business consulting services, n.e.c. -----	48.8	8.3
				89	Services, n.e.c. -----	25.6	9.5

¹Includes receipts information obtained from administrative records of other Federal agencies.

²Includes receipts information which was imputed based on historic company ratios or administrative records or on industry averages.

Table E-2. Firms Exempt From Federal Income Tax

[Includes only establishments with payroll. For meaning of abbreviations and symbols, and for more information on reliability of data, see introductory text. For explanation of terms and comparability of 1987 and 1992 censuses, see appendix A]

SIC code	Kind of business or operation	Percent of revenue —		SIC code	Kind of business or operation	Percent of revenue —	
		From administrative records ¹	Estimated ²			From administrative records ¹	Estimated ²
	Total	5.6	2.9	823, 4, 9	Selected educational services	12.2	5.0
7032, 704	Camps and membership lodging	17.4	15.2	83	Social services	17.8	8.9
792, 7991 pt., 7997, 7999 pt., 84	Selected amusement, recreation, and related services	17.1	2.2	835	Child day care services	9.4	15.7
8011 pt.; 8021 pt.; 805, 6, 8, 9	Selected health services	1.4	.6	832, 3, 6, 9	Other social services	18.2	8.5
8011 pt., 8021 pt., 805	Clinics of doctors of medicine and dentists3	1.3	832	Individual and family social services	20.5	10.2
806	Nursing and personal care facilities5	4.5	833	Job training and vocational rehabilitation services	10.6	8.6
8062	Hospitals	1.4	.1	836	Residential care	19.1	7.5
8063, 9	General medical and surgical hospitals	1.6	.1	839	Social services, n.e.c.	19.0	7.7
808, 9	Specialty hospitals	—	—	861, 2, 4, 9	Selected membership organizations	37.8	14.1
8111 pt.	Other health services	4.3	6.3	861	Business associations	25.5	6.6
	Legal aid societies and similar legal services	3.3	6.3	864	Civic, social, and fraternal associations	39.3	18.1
				862, 9	Other membership organizations	48.3	15.0
				873, 4 ex.	Research, testing, and consulting services, except facilities support management services	6.0	36.3
				8744			
				873	Research, development, and testing services	3.7	40.8
				874 ex.	Management and public relations services, except facilities support management services	22.4	4.8
				8744			

¹Includes revenue information obtained from administrative records of other Federal agencies.

²Includes revenue information which was imputed based on historic company ratios or administrative records or on industry averages.

Appendix F. Geographic Notes

MICHIGAN

Note: This is the first economic census in which the Bureau of the Census has recognized special economic urban areas in Michigan. In Michigan, special economic urban areas, which are place equivalents, are townships that have a population of 10,000 or more.

Clare is in Clare and Isabella Counties.

Commerce township balance. The term “balance” after the township refers to the residual portion of a township which contains an incorporated place recognized for the 1992 Economic Census. Commerce township balance contains all of Commerce township except the incorporated place of Wolverine Lake.

Grosse Pointe Shores is in Macomb and Wayne Counties.

Holland is in Allegan and Ottawa Counties.

Lake Orion. See “Orion township balance.”

Lansing is in Eaton and Ingham Counties.

Midland is in Bay and Midland Counties.

Milan is in Monroe and Washtenaw Counties.

Niles is in Berrien and Cass Counties.

Northville is in Oakland and Wayne Counties.

Orion township balance. The term “balance” after the township refers to the residual portion of a township which contains an incorporated place recognized for the 1992 Economic Census. Orion township balance contains all of Orion township except the incorporated place of Lake Orion.

Romeo. See “Washington township balance.”

South Haven is in Allegan and Van Buren Counties; it annexed into Allegan County in February 1988.

Traverse City is in Grand Traverse and Leelanau Counties; it annexed into Leelanau County in June 1989.

Washington township balance. The term “balance” after the township refers to the residual portion of a township which contains an incorporated place recognized for the 1992 Economic Census. Washington township balance contains all of Washington township except the incorporated place of Romeo.

Wolverine Lake. See “Commerce township balance.”

Appendix G.

Establishments in Business Any Time During Year and Establishments in Business at End of Year for the State: 1992 and 1987

Table G-1. Firms Subject to Federal Income Tax

[Includes only establishments with payroll. For meaning of abbreviations and symbols, see introductory text. For explanation of terms and comparability of 1987 and 1992 censuses, see appendix A]

SIC code	Kind of business or operation	Establishments in business —			
		Any time during year		At end of year	
		1992	1987	1992	1987
	Total	61 299	55 367	57 018	51 572
70 ex. 704	Hotels, rooming houses, camps, and other lodging places (except membership lodging)	1 546	1 434	1 427	1 346
	Hotels and motels	1 340	1 234	1 233	1 155
7011	Hotels	477	396	441	373
7011 pt.	Hotels, 25 guestrooms or more	338	267	307	252
7011 pt.	Hotels, less than 25 guestrooms	139	129	134	121
7011 pt.	Motels, motor hotels, and tourist courts	863	838	792	782
7011 pt.	Motels, tourist courts	763	762	700	711
7011 pt.	Motor hotels	100	76	92	71
702, 3	Other lodging places	206	200	194	191
702	Rooming and boarding houses	31	28	30	26
703	Camps and recreational vehicle parks	175	172	164	165
72	Personal services	6 792	6 338	6 235	5 851
721	Laundry, cleaning, and garment services	1 945	1 811	1 786	1 679
7211	Power laundries, family and commercial*	57	67	54	62
7213	Linen supply*	63	63	57	61
7215	Coin-operated laundries and drycleaning	512	536	471	491
7216	Drycleaning plants, except rug cleaning*	742	715	689	675
7217	Carpet and upholstery cleaning	297	213	271	197
7218	Industrial launderers*	63	55	56	54
7212, 9	Other laundry, cleaning, and garment services*	211	162	188	139
722	Photographic studios, portrait	425	376	403	350
723, 4	Beauty and barber shops	2 805	2 619	2 588	2 416
723	Beauty shops	2 709	2 487	2 500	2 294
724	Barber shops	96	132	88	122
725	Shoe repair shops and shoeshine parlors	82	89	73	83
726	Funeral service and crematories	590	585	569	563
729	Miscellaneous personal services	945	858	816	760
7291	Tax return preparation services	295	311	253	274
7299	Miscellaneous personal services, n.e.c.	650	547	563	486
73	Business services	9 312	7 846	8 570	7 270
731	Advertising	620	573	573	537
7311	Advertising agencies	444	398	411	374
7312	Outdoor advertising services	32	39	31	36
7313	Radio, television, publishers' advertising representatives	74	78	68	73
7319	Advertising, n.e.c.	70	58	63	54
732	Consumer credit reporting agencies, mercantile reporting agencies, and adjustment and collection agencies	189	201	178	187
7322	Adjustment and collection services	143	150	138	136
7323	Credit reporting services	46	51	40	51
733	Mailing, reproduction, commercial art and photography, and stenographic services	965	926	887	868
7331	Direct mail advertising services	87	99	83	93
7334	Photocopying and duplicating services	131	138	120	133
7335, 6	Commercial photography, art, and graphics	525	472	485	442
7335	Commercial photography	125	126	118	117
7336	Commercial art and graphic design	400	346	367	325
7338	Secretarial and court reporting services	222	217	199	200
734	Services to dwellings and other buildings	1 865	1 411	1 686	1 301
7342	Disinfecting and pest control services	172	140	158	129
7349	Building cleaning and maintenance services, n.e.c.	1 693	1 271	1 528	1 172
735	Miscellaneous equipment rental and leasing	762	746	715	694
7352	Medical equipment rental and leasing	129	79	121	75
7353	Heavy construction equipment rental and leasing	96	129	91	123
7359	Equipment rental and leasing, n.e.c.	537	538	503	496
736	Personnel supply services	1 097	780	1 007	719
7361	Employment agencies	326	294	296	274
7363	Help supply services	771	486	711	445

See footnotes at end of table.

Table G-1. Firms Subject to Federal Income Tax – Con.

[Includes only establishments with payroll. For meaning of abbreviations and symbols, see introductory text. For explanation of terms and comparability of 1987 and 1992 censuses, see appendix A]

SIC code	Kind of business or operation	Establishments in business –			
		Any time during year		At end of year	
		1992	1987	1992	1987
73	Business services – Con.				
737	Computer programming, data processing, and other computer related services -----	1 672	1 252	1 556	1 171
7371, 2, 3	Computer programming, prepackaged software, and integrated systems -----	995	668	932	628
7371	Computer programming services -----	624	445	583	417
7372	Prepackaged software -----	195	80	184	76
7373	Computer integrated systems -----	176	143	165	135
7374, 5, 6	Data processing services -----	341	309	322	289
7374, 5	Computer processing, information retrieval -----	314	282	297	264
7376	Computer facilities management services -----	27	27	25	25
7377, 8, 9	Computer rental and leasing, maintenance, and related services, n.e.c. -----	336	275	302	254
7377	Computer rental and leasing -----	21	28	21	25
7378	Computer maintenance and repair -----	149	115	133	107
7379	Computer related services, n.e.c. -----	166	132	148	122
738	Miscellaneous business services -----	2 142	1 957	1 968	1 793
7381, 2	Detective agencies and protective services -----	416	392	388	356
7381	Detective, guard, and armored car services -----	344	318	321	287
7382	Security systems services -----	72	74	67	69
7383	News syndicates -----	10	14	9	12
7384	Photofinishing laboratories* -----	166	177	162	164
7389	Business services, n.e.c. -----	1 550	1 374	1 409	1 261
7389 pt.	Sign painting shops -----	90	69	80	66
7389 pt.	Interior designing -----	144	109	137	101
7389 pt.	Telephone answering services -----	81	106	77	96
7389 pt.	Other business services -----	1 235	1 090	1 115	998
75	Automotive repair, services, and parking -----	6 331	5 357	5 818	4 901
751	Automotive rental and leasing, without drivers -----	331	379	304	341
7513	Truck rental and leasing, without drivers -----	140	182	134	163
7514, 5	Passenger car rental and leasing -----	169	170	149	157
7519	Utility trailer and recreational vehicle rental -----	22	27	21	21
752	Automobile parking -----	144	144	140	137
753	Automotive repair shops -----	4 671	4 004	4 287	3 673
7532	Top, body, and upholstery repair shops and paint shops -----	1 465	1 337	1 343	1 240
7532 pt.	Top and body repair shops -----	1 354	1 249	1 240	1 163
7532 pt.	Paint shops -----	111	88	103	77
7538	General automotive repair shops -----	1 946	1 543	1 777	1 401
7538 pt.	General automotive repair shops, except diesel -----	1 761	1 421	1 606	1 289
7538 pt.	Diesel repair shops -----	185	122	171	112
7533, 4, 6, 7, 9	Other automotive repair shops -----	1 260	1 124	1 167	1 032
7533	Automotive exhaust system repair shops -----	389	302	356	282
7534	Tire retreading and repair shops -----	43	47	42	43
7536	Automotive glass replacement shops -----	224	168	206	157
7537	Automotive transmission repair shops -----	219	232	199	212
7539	Automotive repair shops, n.e.c. -----	385	375	364	338
7539 pt.	Radiator repair -----	104	121	100	109
7539 pt.	Brake, front end, and wheel alignment -----	145	134	136	123
7539 pt.	Automotive electrical and fuel system services -----	101	81	94	71
7539 pt.	Other automotive repair shops, n.e.c. -----	35	39	34	35
754	Automotive services, except repair -----	1 185	830	1 087	750
7542	Carwashes -----	618	458	560	412
7549	Automotive services, except repair and carwashes -----	567	372	527	338
76	Miscellaneous repair services -----	2 480	2 240	2 312	2 097
762	Electrical repair shops -----	650	599	609	565
7622	Radio and television repair shops -----	191	206	183	195
7623, 9	Other electrical and electronic repair shops -----	459	393	426	370
7623	Refrigeration and air-conditioning service and repair shops -----	93	102	89	98
7629	Electrical and electronic repair shops, n.e.c. -----	366	291	337	272
763	Watch, clock, and jewelry repair -----	73	55	63	53
764	Reupholstery and furniture repair -----	198	219	184	197
769	Miscellaneous repair and related services -----	1 559	1 367	1 456	1 282
7692	Welding repair -----	201	194	184	189
7694	Armature rewinding shops -----	94	100	88	92
7699	Repair shops and related services, n.e.c. -----	1 264	1 073	1 184	1 001
78, 79, 84	Amusement and recreation services, including motion pictures and museums -----	3 791	3 436	3 491	3 165
781, 2	Motion picture production, distribution, and services -----	246	184	232	164
783	Motion picture theaters -----	218	263	208	240
7832	Motion picture theaters, except drive-in -----	205	215	196	203
7833	Drive-in motion picture theaters -----	13	48	12	37
784	Video tape rental -----	787	679	699	611
792	Theatrical producers (except motion picture), bands, orchestras, and entertainers -----	169	128	151	123
7922	Theatrical producers (except motion picture) and miscellaneous theatrical services -----	85	61	77	58
7929	Bands, orchestras, actors, and other entertainers and entertainment groups -----	84	67	74	65
793	Bowling centers -----	398	431	368	388

See footnotes at end of table.

G-2 APPENDIX G

SERVICE INDUSTRIES—GEOGRAPHIC AREA SERIES

Table G-1. Firms Subject to Federal Income Tax – Con.

[Includes only establishments with payroll. For meaning of abbreviations and symbols, see introductory text. For explanation of terms and comparability of 1987 and 1992 censuses, see appendix A]

SIC code	Kind of business or operation	Establishments in business –			
		Any time during year		At end of year	
		1992	1987	1992	1987
78, 79, 84	Amusement and recreation services, including motion pictures and museums—Con.				
79 ex. 792, 3, 84	Commercial sports and other amusement and recreation services, including museums	1 973	1 751	1 833	1 639
794	Commercial sports	99	87	93	81
7941	Professional sports clubs, managers, promoters	36	25	33	25
7948	Racing, including track operation	63	62	60	56
79 ex. 792, 3, 4; 84	Other amusement and recreation services, including museums	1 874	1 664	1 740	1 558
791	Dance studios, schools, and halls	157	121	144	110
7991	Physical fitness facilities	307	370	263	343
7992	Public golf courses	316	244	311	236
7993	Coin-operated amusement devices	116	129	109	115
7996	Amusement parks	49	36	46	34
7997	Membership sports and recreation clubs	267	269	251	256
7999, 84	Amusement and recreation services, including museums, n.e.c.	662	495	616	464
80	Health services	15 730	15 382	14 972	14 619
801	Offices and clinics of doctors of medicine	5 935	6 300	5 659	5 989
8011 pt.	Offices of doctors of medicine	5 798	6 145	5 529	5 852
8011 pt.	General medical clinics	137	155	130	137
802	Offices and clinics of dentists	4 348	4 268	4 167	4 118
803	Offices and clinics of doctors of osteopathy	1 201	1 127	1 135	1 069
804	Offices and clinics of other health practitioners	2 614	2 184	2 506	2 064
8041	Offices and clinics of chiropractors	938	795	892	749
8042	Offices and clinics of optometrists	607	598	583	564
8043	Offices and clinics of podiatrists	400	396	386	376
8049	Offices and clinics of health practitioners, n.e.c.	669	395	645	375
805	Nursing and personal care facilities	422	418	398	384
8051	Skilled nursing care facilities	293	293	275	270
8052	Intermediate care facilities	94	71	90	65
8059	Nursing and personal care facilities, n.e.c.	35	54	33	49
806	Hospitals	10	12	9	12
807, 8, 9	Other health services	1 200	1 073	1 098	983
807	Medical and dental laboratories	536	537	502	495
8071	Medical laboratories	247	237	224	210
8072	Dental laboratories	289	300	278	285
808	Home health care services	270	195	241	175
809	Miscellaneous health and allied services, n.e.c.	394	341	355	313
8092	Kidney dialysis centers	14	7	13	7
8093	Specialty outpatient facilities, n.e.c.	251	211	225	197
8099	Health and allied services, n.e.c.	129	123	117	109
81	Legal services	4 633	4 326	4 364	4 025
823, 4, 9	Selected educational services	481	260	435	244
823	Libraries	1	—	1	—
824	Vocational schools	182	109	161	108
829	Schools and educational services, n.e.c.	298	151	273	136
83	Social services	2 326	1 578	2 101	1 418
835	Child day care services	1 063	653	965	585
832, 3, 6, 9	Other social services	1 263	925	1 136	833
87 ex. 8733	Engineering, accounting, research, management, and related services (except noncommercial research organizations)	7 406	6 300	6 866	5 878
871	Engineering, architectural, and surveying services	2 362	2 073	2 193	1 949
8711	Engineering services	1 673	1 402	1 542	1 314
8712	Architectural services	491	471	464	442
8713	Surveying services	198	200	187	193
872	Accounting, auditing, and bookkeeping services	2 568	2 187	2 396	2 054
873 ex. 8733	Research, development, and testing services (except noncommercial research organizations)	349	360	326	328
8731	Commercial physical and biological research	95	122	86	112
8732	Commercial economic, sociological, and educational research	118	146	109	128
8734	Testing laboratories	136	92	131	88
874	Management and public relations services	2 127	1 680	1 951	1 547
8741	Management services	615	508	575	475
8742	Management consulting services	1 032	832	943	770
8743	Public relations services	116	112	105	92
8744	Facilities support management services	2	2	2	1
8748	Business consulting services, n.e.c.	362	226	326	209
89	Services, n.e.c.	471	870	427	758

Table G-2. Firms Exempt From Federal Income Tax

[Includes only establishments with payroll. For meaning of abbreviations and symbols, see introductory text. For explanation of terms and comparability of 1987 and 1992 censuses, see appendix A]

SIC code	Kind of business or operation	Establishments in business —			
		Any time during year		At end of year	
		1992	1987	1992	1987
	Total	7 469	6 205	7 179	5 954
7032, 704	Camps and membership lodging	147	163	140	154
792, 7991 pt., 7997, 7999 pt., 84	Selected amusement, recreation, and related services	435	403	420	386
792	Theatrical producers (except motion picture), bands, orchestras, and entertainers	79	61	77	57
7991 pt., 7997	Gymnasiums, athletic clubs, and membership sports and recreation clubs	253	241	240	230
7999 pt. 84	Fairs	36	32	36	31
	Museums, art galleries, and botanical and zoological gardens	67	69	67	68
8011 pt.; 8021 pt.; 805, 6, 8, 9	Selected health services	1 015	742	981	727
8011 pt., 8021 pt.	Clinics of doctors of medicine and dentists	153	110	146	106
805	Nursing and personal care facilities	319	156	309	152
806	Hospitals	209	220	205	218
808, 9	Other health services	334	256	321	251
808	Home health care services	120	89	116	88
809	Miscellaneous health and allied services, n.e.c.	214	167	205	163
8111 pt.	Legal aid societies and similar legal services	88	58	88	57
823, 4, 9	Selected educational services	125	109	123	105
83	Social services	3 233	2 469	3 110	2 384
835	Child day care services	591	522	547	497
832, 3, 6, 9	Other social services	2 642	1 947	2 563	1 887
861, 2, 4, 9	Selected membership organizations	2 278	2 146	2 175	2 034
861	Business associations	406	358	397	347
864	Civic, social, and fraternal associations	1 431	1 346	1 352	1 268
862, 9	Other membership organizations	441	442	426	419
873, 4 ex. 8744	Research, testing, and consulting services, except facilities support management services	148	115	142	107
873	Research, development, and testing services	86	89	82	83
8731	Commercial physical and biological research	13	5	11	5
8732	Commercial economic, sociological, and educational research	15	11	14	10
8733	Noncommercial research organizations	50	66	49	61
8734	Testing laboratories	8	7	8	7
874 ex. 8744	Management and public relations services, except facilities support management services	62	26	60	24

Publication Program

1992 CENSUS OF SERVICE INDUSTRIES

Publications of the 1992 Census of Service Industries containing data on service industries establishments in the United States are described below. Publication order forms for specific reports may be obtained from any Department of Commerce district office or from Data User Services Division, Customer Services, Bureau of the Census, Washington, DC 20233-8300. The first results were issued in press releases. Final detailed statistics are issued in separate paperbound reports and compact disc-read only memory (CD-ROM).

Final Reports

Geographic area series—52 reports (SC92-A-1 to -52)

A separate paperbound report containing data for establishments with payroll is published for each State, the District of Columbia, and the United States. For establishments of firms subject to Federal income tax, each State report presents general statistics on number of establishments, receipts, payroll, and employment, by varied service classifications, for the State, metropolitan areas (MA's), counties, and places with 350 service establishments or more, by kind of business. Greater kind-of-business detail is shown for larger areas. In addition, for places with 2,500 inhabitants or more and for all counties, statistics are provided on number of establishments and receipts for 10 major kind-of-business groups. For establishments of firms exempt from Federal income tax, each State report presents statistics on number of establishments, revenue, payroll, and employment by varied service classifications, for the State and MA's. Greater kind-of-business detail is shown for larger areas.

The United States Summary report presents data for the United States as a whole for establishments with payroll of firms subject to Federal income tax, as well as those exempt from Federal income tax, for detailed kind-of-business classifications. Statistics on number of establishments and receipts/revenue are also shown for States and MA's by kind of business.

For each State, the District of Columbia, and the United States, 1992 data are provided on receipts/revenue and employees per establishment and on receipts/revenue and payroll per employee. Comparative statistics showing percent changes in receipts/expenses and payroll between 1987 and 1992 also are shown.

Nonemployer statistics series—1 report (SC92-N-1)

This report includes data by kind of business for all establishments, establishments with payroll, and establishments without payroll for the United States and States. Also presented are statistics for establishments without payroll including number of establishments and receipts/revenue by varied service classifications for MA's.

Similar data for counties and places with 2,500 inhabitants or more are available on electronic media only.

Subject series—5 reports (SC92-S-1 to -5)

The *Establishment and Firm Size* report (SC92-S-1) presents data for establishments with payroll, based on size of establishment, size of company or firm, and legal form of organization. Establishment statistics are presented by receipts/revenue size and by employment size; statistics for firms, by receipts/revenue size (including concentration by largest firms), by employment size, and by number of establishments operated (single units and multiunits). Statistics are presented by kind of business on the number of establishments, receipts/revenue, payroll, and employment for the United States.

The *Capital Expenditures, Depreciable Assets, and Operating Expenses* report (SC92-S-2) presents data for firms with payroll for the United States by major kind of business. Operating expenses include annual payroll, supplemental labor costs, purchased services, etc. Receipts data also are provided.

Three other reports (*Hotels, Motels, and Other Lodging Places* (SC92-S-3), *Sources of Receipts or Revenue* (SC92-S-4), and *Miscellaneous Subjects* (SC92-S-5)) present data for the United States as a whole and, where feasible, for States and MA's.

Electronic Media

All data included in the printed reports are available on CD-ROM. The CD-ROM's provide the same information found in the final reports as well as additional information not published in the final reports, such as ZIP Code statistics available from series SC92-Z, and nonemployer data for counties and places from series SC92-N. Electronic media products are available for users who wish to summarize, rearrange, or process large amounts of data. These products, with corresponding technical documentation, are sold by Data User Services Division, Customer Services, Bureau of the Census, Washington, DC 20233-8300.

OTHER ECONOMIC CENSUS REPORTS

Data on retail trade, wholesale trade, financial, insurance, real estate, construction industries, manufactures, mineral industries, transportation, communications, utilities, enterprise statistics, minority-owned business enterprises, and women-owned businesses also are available from the 1992 Economic Census. A separate series of reports covers the census of outlying areas—Puerto Rico, Virgin Islands of the United States, Guam, and the Northern Marianas. Separate announcements describing these reports are available free of charge from Data User Services Division, Customer Services, Bureau of the Census, Washington, DC 20233-8300.