


1992

Census of Service Industries

SC92-A-22

GEOGRAPHIC AREA SERIES

Massachusetts



1992 Census of Service Industries

SC92-A-22

GEOGRAPHIC AREA SERIES

Massachusetts

+



+



U.S. Department of Commerce
Ronald H. Brown, Secretary
David J. Barram, Deputy Secretary

Economics and Statistics Administration
Everett M. Ehrlich, Under Secretary
for Economic Affairs

BUREAU OF THE CENSUS
Harry A. Scarr, Acting Director

Acknowledgments

Many persons participated in the various activities of the 1992 Census of Service Industries. The overall planning and review of the census operations were performed by the Economic Census Staff of the Economic Planning and Coordination Division.

This report was prepared in the Services Division. **Bobby E. Russell**, Assistant Chief for Census Programs, was responsible for the overall planning, management, and coordination of the census of service industries. Planning and implementation were under the direction of **Jack B. Moody**, Chief, Service Census Branch, with primary staff assistance by **Jack R. Drago**, **Barbara S. Tinari**, **Kirk K. Degler**, **Joseph R. Fuller**, **Susan G. Baker**, **Deborah M. Stempowski**, **Brian D. Gregory**, **Theresa L. Steele**, **Chris E. Blackburn**, **Gary R. Rice**, **M. Craig Schadt**, **Arthur B. Stewart**, **Sandra K. Byrd**, and **Evelyn D. Butler**.

Systems and procedures for mailout, receipt, correspondence, data input, industry classification, other clerical processing, administrative record processing, quality control, and the associated electronic computer programs, were developed in the Economic Planning and Coordination Division.

Mailout preparation and receipt operations, clerical and analytical review activities, data keying, and geocoding review were performed by the staff of the Data Preparation Division, **Judith N. Petty**, Acting Chief.

Geographic coding procedures and associated computer programs were developed by the staff of the Geography Division.

The computer processing systems were developed and coordinated in the Economic Statistical Methods and Programming Division, **Charles P. Pautler, Jr.**, Chief. **H. Ray Dennis**, Assistant Chief for Business Programs, was responsible for design and implementation of the computer systems. The computer programs were prepared under the supervision of **William C. Wester**, Chief, Business Census Branch, and **Steven G. McCraith**, Chief, Utilities and Financial Census Branch, assisted by **Jeffrey S. Rosen**, **Barbara L. Lambert**, **Jacqueline R. Sellers**, and **Tsung C. Chu**. Additional programming assistance was provided by **Robert S. Jewett**.

Computer processing was performed in the Computer Services Division, **Marvin D. Raines**, Chief.

The staff of the Administrative and Publications Services Division, **Walter C. Odom**, Chief, performed planning, design, composition, editorial review, and printing planning and procurement for publications and report forms. **Margaret A. Smith** provided publication coordination and editing.

Special acknowledgment is also due the many businesses whose cooperation has contributed to the publication of these data.

If you have any questions concerning the statistics in this report, call 301-763-7039.



**Economics and Statistics
Administration**

Everett M. Ehrlich, Under Secretary
for Economic Affairs



BUREAU OF THE CENSUS

Martha Farnsworth Riche, Director
Harry A. Scarr, Deputy Director

Paula J. Schneider, Principal Associate
Director for Programs

Thomas L. Mesenbourg, Acting Associate
Director for Economic Programs

Thomas L. Mesenbourg, Assistant Director
for Economic Programs

**ECONOMIC PLANNING AND COORDINATION
DIVISION**

John P. Govoni, Chief

SERVICES DIVISION

Carole A. Ambler, Chief

Introduction to the Economic Census

PURPOSES AND USES OF THE ECONOMIC CENSUS

The economic census is the major source of facts about the structure and functioning of the Nation's economy. It provides essential information for government, business, industry, and the general public.

The economic census furnishes an important part of the framework for such composite measures as the gross domestic product, input/output measures, production and price indexes, and other statistical series that measure short-term changes in economic conditions.

Policymaking agencies of the Federal Government use the data, especially in monitoring economic activity and providing assistance to business.

State and local governments use the data to assess business activities and tax bases within their jurisdictions and to develop programs to attract business.

Trade associations study trends in their own and competing industries and keep their members informed of market changes.

Individual businesses use the data to locate potential markets and to analyze their own production and sales performance relative to industry or area averages.

AUTHORITY AND SCOPE

Title 13 of the United States Code (sections 131, 191, and 224) directs the Census Bureau to take the economic census every 5 years, covering years ending in 2 and 7. The 1992 Economic Census consists of the following eight censuses:

- Census of Retail Trade
- Census of Wholesale Trade
- Census of Service Industries
- Census of Financial, Insurance, and Real Estate Industries
- Census of Transportation, Communications, and Utilities
- Census of Manufactures
- Census of Mineral Industries
- Census of Construction Industries

Special programs also cover enterprise statistics and minority-owned and women-owned businesses. (The 1992 Census of Agriculture and 1992 Census of Governments are conducted separately.) The next economic census is scheduled to be taken in 1998 covering the year 1997.

AVAILABILITY OF THE DATA

The results of the economic census are available in printed reports for sale by the U.S. Government Printing Office and on compact discs for sale by the Census Bureau. Order forms for all types of products are available on request from Customer Services, Bureau of the Census, Washington, DC 20233-8300. A more complete description of publications being issued from this census is on the inside back cover of this document.

Census facts are also widely disseminated by trade associations, business journals, and newspapers. Volumes containing census statistics are available in most major public and college libraries. Finally, State data centers in every State as well as business and industry data centers in many States also supply economic census statistics.

WHAT'S NEW IN 1992

The 1992 Economic Census covers more of the economy than any previous census. New for 1992 are data on communications, utilities, financial, insurance, and real estate, as well as coverage of more transportation industries. The economic, agriculture, and governments censuses now collectively cover nearly 98 percent of all economic activity.

Among other changes, new 1992 definitions affect the boundaries of about a third of all metropolitan areas. Also, the Survey of Women-Owned Businesses has now been expanded to include all corporations.

HISTORICAL INFORMATION

The economic census has been taken as an integrated program at 5-year intervals since 1967 and before that for 1963, 1958, and 1954. Prior to that time, the individual subcomponents of the economic census were taken separately at varying intervals.

The economic census traces its beginnings to the 1810 Decennial Census, when questions on manufacturing were included with those for population. Coverage of economic activities was expanded for 1840 and subsequent censuses to include mining and some commercial activities. In 1902, Congress established a permanent Census Bureau and directed that a census of manufactures be taken every 5 years. The 1905 Manufactures Census was the first time a census was taken apart from the regular every-10-year population census.

The first census of business was taken in 1930, covering 1929. Initially it covered retail and wholesale trade and construction industries, but it was broadened in 1933 to include some of the service trades.

The 1954 Economic Census was the first census to be fully integrated—providing comparable census data across economic sectors, using consistent time periods, concepts, definitions, classifications, and reporting units. It was the first census to be taken by mail, using lists of firms provided by the administrative records of other Federal agencies. Since 1963, administrative records also have been used to provide basic statistics for very small firms, reducing or eliminating the need to send them census questionnaires. The Enterprise Statistics Program, which publishes combined data from the economic census, was made possible with the implementation of the integrated census program in 1954.

The range of industries covered in the economic censuses has continued to expand. The census of construction industries began on a regular basis in 1967, and the scope of service industries was broadened in 1967, 1977, and 1987. The census of transportation began in 1963 as a set of surveys covering travel, transportation of commodities, and trucks, but expanded in 1987 to cover business establishments in several transportation industries. For 1992, these statistics are incorporated into a broadened census of transportation, communications, and utilities. Also new for 1992 is the census of financial, insurance, and real estate industries. This is part of a gradual expansion in coverage of industries previously subjected to government regulation.

The Survey of Minority-Owned Business Enterprises was first conducted as a special project in 1969 and was incorporated into the economic census in 1972 along with the Survey of Women-Owned Businesses.

An economic census has also been taken in Puerto Rico since 1909, in the Virgin Islands of the United States and Guam since 1958, and in the Commonwealth of the Northern Mariana Islands since 1982.

Statistical reports from the 1987 and earlier censuses provide historical figures for the study of long-term time series and are available in some large libraries. All of the census data published since 1967 are still available for sale on microfiche from the Census Bureau.

AVAILABILITY OF MORE FREQUENT ECONOMIC DATA

While the census provides complete enumerations every 5 years, there are many needs for more frequent data as well. The Census Bureau conducts a number of monthly, quarterly, and annual surveys, with the results appearing in publication series such as Current Business Reports (retail and wholesale trade and service industries), the Annual Survey of Manufactures, Current Industrial Reports, and the Quarterly Financial Report. Most of these surveys, while providing more frequent observations, yield less kind-of-business and geographic detail than the census. The County Business Patterns program offers annual statistics on the number of establishments, employment, and payroll classified by industry within each county.

SOURCES FOR MORE INFORMATION

More information about the scope, coverage, classification system, data items, and publications for each of the economic censuses and related surveys is published in the *Guide to the 1992 Economic Census and Related Statistics*. More information on the methodology, procedures, and history of the census will be published in the *History of the 1992 Economic Census*. Contact Customer Services for information on availability.

Census of Service Industries

GENERAL

The 1992 Census of Service Industries, part of the 1992 Economic Census, covered service industries as defined in Division I of the *Standard Industrial Classification Manual: 1987*¹ (SIC), except Elementary and Secondary Schools (SIC 821), Colleges, Universities, Professional Schools, and Junior Colleges (SIC 822), Labor Unions and Similar Labor Organizations (SIC 863), Political Organizations (SIC 865), Religious Organizations (SIC 866), and Private Households (SIC 881). The census also excluded governmental establishments classified in the covered industries, except for government-operated hospitals which were included.

Data are presented for establishments in the following classifications:

SIC code	Title
70	Hotels, rooming houses, camps, and other lodging places
72	Personal services
73	Business services
75	Automotive repair, services, and parking
76	Miscellaneous repair services
78	Motion pictures
79	Amusement and recreation services
80	Health services
81	Legal services
823, 4, 9	Selected educational services
83	Social services
84	Museums, art galleries, and botanical and zoological gardens
861, 2, 4, 9	Selected membership organizations
87	Engineering, accounting, research, management, and related services
89	Services, not elsewhere classified

This series of reports presents data for service establishments of firms subject to Federal income tax and (in separate tables) of firms which are exempt from Federal income tax under provisions of the Internal Revenue Code. Only establishments with some payroll during the year are included. For a more detailed explanation, see appendix A.

¹*Standard Industrial Classification Manual: 1987*. For sale by Superintendent of Documents, U.S. Government Printing Office, Washington, DC 20402. Stock No. 041-001-00314-2.

Many of the "kinds of business or operation" included in this report are not thought of as commercial businesses, and the terms (such as "business," "establishment," and "firm") used to describe them may not be descriptive of such services, particularly for not-for-profit and professional services. However, these terms are applied to all "kinds of business or operation" in order to maintain conformity in the measures of the production and delivery of goods and services and in the presentation of data.

The basic tabulations in this report do not include data for establishments which are auxiliary (primary function is providing a service, such as warehousing or bookkeeping) to service establishments within the same organization. Data for auxiliaries are presented in a subsequent report issued as part of the 1992 Enterprise Statistics reports.

For the 1992 Census of Service Industries, large- and medium-size firms, plus all firms known to operate more than one establishment, were sent questionnaires to be completed and returned to the Census Bureau by mail. For most very small firms, including those with no paid employees, data from existing administrative records of other Federal agencies were used instead. These records provided basic information on location, kind of business, receipts, payroll, number of employees, and legal form of organization. In addition, more detailed information for selected kinds of business was obtained on the various questionnaires.

Appendix A gives a more detailed explanation of census coverage and methodology.

CENSUS DISCLOSURE RULES

In accordance with Federal law governing census reports, no data are published that would disclose the operations of an individual establishment or business. However, the number of establishments in a kind-of-business classification is not considered a disclosure, so this information may be released even though other information is withheld.

GEOGRAPHIC AREAS COVERED

This report series presents data for the following areas:

1. The United States as a whole.
2. Each State and the District of Columbia.

3. Each consolidated metropolitan statistical area (CMSA) and primary metropolitan statistical area (PMSA) defined by the Office of Management and Budget (OMB) as of June 30, 1993. A CMSA is an area used to facilitate the presentation and analysis of data for large concentrations of metropolitan populations. It includes two or more contiguous PMSA's which have a population of at least 1,000,000² and which meet specific criteria of urban character and of social and economic integration.
4. Each metropolitan statistical area (MSA) defined by the OMB as of June 30, 1993. An MSA is an integrated economic and social unit with a population nucleus of at least 50,000 inhabitants.² Each MSA consists of one or more counties meeting standards of metropolitan character; in New England, cities and towns rather than counties are the component geographic units.
5. The area within the State outside metropolitan areas (MA's).
6. Each county or county equivalent.³ Counties are the primary divisions of States, except in Louisiana where they are called parishes and in Alaska where they are called boroughs and census areas. Maryland, Missouri, Nevada, and Virginia have one place or more that is independent of any county organization and constitutes primary divisions of their States. These places are treated as counties and as places.
7. Each consolidated city.³ Consolidated cities are consolidated governments which consist of separately incorporated municipalities.
8. Each municipality of 2,500 inhabitants or more incorporated as a city, borough, village, or town.^{2 3}

For the economic census, boroughs and census areas in Alaska and boroughs in New York are not included in this category.
9. Special economic urban areas (SEUA's), which include townships in Michigan, New Jersey, and Pennsylvania, and towns in New York, Wisconsin, and the six New England States with 10,000 inhabitants or more.²

DOLLAR VALUES

All dollar values presented in this report are expressed in current dollars, i.e., 1992 data are expressed in 1992 dollars and 1987 data in 1987 dollars. Consequently, when making comparisons to prior years, users of the data should consider the inflation that has occurred.

RELIABILITY OF DATA

All data compiled in this report originated from either census questionnaires or administrative records of other Federal agencies and, therefore, are not subject to sampling errors. However, the data are subject to nonsampling

²According to the 1990 Census of Population or subsequent special census.

³Those defined as of January 1, 1992.

errors. Nonsampling errors can be attributed to many sources: inability to identify all cases in the actual universe; definition and classification difficulties; differences in the interpretation of questions; errors in recording or coding the data obtained; and other errors of collection, response, coverage, processing, and estimation for missing or misreported data.

The accuracy of these tabulated data is determined by the joint effects of the various nonsampling errors. No direct measurement of these effects has been obtained except for estimation for missing or misreported data; however, precautionary steps were taken in all phases of the collection, processing, and tabulation of the data in an effort to minimize the effects of nonsampling errors.

The Bureau of the Census obtains on computer tape limited information extracted from administrative records of other Federal agencies. This information is used in conjunction with other information available to the Census Bureau to develop estimates for nonemployers, small employers, and other establishments for which responses were not received in time for publication. For an indication of the extent that data included in these reports were obtained from the administrative records of other Federal agencies and from estimation, rather than reports directly from respondents, see appendix E. Also, see appendix A for a more detailed explanation of census coverage and methodology.

SPECIAL TABULATIONS

Special tabulations of data collected in the 1992 Census of Service Industries may be obtained, depending on availability of time and personnel, on diskette, computer tape, or in tabular form. The data will be in summary form and subject to the same rules prohibiting disclosure of confidential information (including name, address, kind of business, or other data for individual business establishments or companies) as are the regular publications.

Special tabulations are prepared on a cost basis. A request for a cost estimate, as well as exact specifications on the type and format of the data to be provided, should be directed to the Chief, Services Division, Bureau of the Census, Washington, DC 20233.

To discuss a special tabulation before submitting specifications, call 1-800-541-8345.

ABBREVIATIONS AND SYMBOLS

The following abbreviations and symbols are used in this publication:

- * See kind-of-business descriptions for SIC 72 and SIC 7384 in appendix A for treatment of plant outlets.
- Represents zero.
- (D) Withheld to avoid disclosing data for individual companies; data are included in broader kind-of-business totals.

(IC)	Independent city.	Symbol	Employment Size
(NA)	Not available.		
(X)	Not applicable.	AA	0–19
CMSA	Consolidated metropolitan statistical area.	BB	20–99
MA	Metropolitan area.	CC	100–249
MSA	Metropolitan statistical area.	EE	250–499
n.e.c.	Not elsewhere classified.	FF	500–999
PMSA	Primary metropolitan statistical area.	GG	1,000–2,499
pt.	Part.	HH	2,500–4,999
r	Revised.	II	5,000–9,999
SIC	Standard Industrial Classification.	JJ	10,000–24,999

The following symbols are used in this publication to show employment size ranges for employment data that have been withheld to avoid disclosing data for individual companies (employment size range codes are provided for the first time in the 1992 Economic Census):

KK	25,000–49,999
LL	50,000–99,999
MM	100,000 or more

Users' Guide for Locating Statistics in This Report by Table Number

Information shown in tables	Table																
	1a	1b	2a	2b	3a	3b	4	5	6	7a	7b	8a	8b	9	10		
GEOGRAPHIC AREAS																	
The State	X	X	X	X	X	X	X									X	X
CMSA's and MSA's in the State										X	X						
PMSA's in the State										X	X						
Area of the State not in any CMSA, PMSA, or MSA												X	X				
Counties in the State							X		X								X
Places in the State							X	X								X	
DATA ITEMS																	
Establishments	X	X			X	X	X	X	X	X	X	X	X	X			
Receipts	X				X	X	X	X	X	X	X	X	X	X	X		X
Revenue		X									X		X				
Expenses						X							X				
Annual payroll	X	X			X	X	X	X	X	X	X	X	X	X			
First-quarter payroll	X	X					X	X	X	X	X	X	X	X			
Paid employees for pay period including March 12, 1992	X	X			X	X	X	X	X	X	X	X	X	X			
1987 to 1992 comparative statistics					X	X											
Receipts per establishment			X														
Revenue per establishment				X													
Expenses per establishment				X													
Receipts per employee			X														
Revenue per employee				X													
Expenses per employee				X													
Annual payroll per employee			X	X													
Employees per establishment			X	X													
Counties ranked by volume of receipts																	X
Places ranked by volume of receipts														X			

Users' Guide for Locating Statistics in the 1992 Census of Service Industries Reports

Report and geographic area	Information shown in reports by kind of business or industry category										
	Number of establishments	Receipts/Revenue (\$1,000)	Payroll (\$1,000)	Number of employees	Selected ratios	Receipts/revenue lines	Receipts size and employment size of establishments and firms	Concentration ratios of largest firms	Single units and multi-units	Legal form of organization	Selected topics
GEOGRAPHIC AREA SERIES											
United States	X	X	X	X	X						
State	X	X	X	X	X						
CMSA, PMSA, MSA	X	X	X	X							
County	X	X	X	X							
Place	X	X	X	X							
NONEMPLOYER STATISTICS SERIES											
United States	X	X									
State	X	X									
CMSA, PMSA, MSA	X	X									
County	X	X									
Place	X	X									
ESTABLISHMENT AND FIRM SIZE (INCLUDING LEGAL FORM OF ORGANIZATION)											
United States	X	X	X	X			X	X	X	X	
CAPITAL EXPENDITURES, DEPRECIABLE ASSETS, AND OPERATING EXPENSES											
United States		X	X								X
RECEIPTS/REVENUE LINES											
United States	X	X				X					
State	X	X				X					
CMSA, PMSA, MSA	X	X				X					
HOTELS, MOTELS, AND OTHER LODGING PLACES											
United States	X	X	X	X		X					X
State	X	X	X	X		X					X
CMSA, PMSA, MSA	X	X				X					X

Report and geographic area	Information shown in reports by kind of business or industry category										
	Number of establishments	Receipts/Revenue (\$1,000)	Payroll (\$1,000)	Number of employees	Selected ratios	Receipts/revenue lines	Receipts size and employment size of establishments and firms	Concentration ratios of largest firms	Single units and multi-units	Legal form of organization	Selected topics
ZIP CODES											
United States	X	X	X	X							
State	X	X	X	X							
MISCELLANEOUS SUBJECTS											
United States	X	X	X	X							X
State	X	X									X
CMSA, PMSA, MSA	X	X									X

Contents

Massachusetts

[Page numbers listed here omit the prefix that appears as part of the number of each page]

	Page
Introduction to the Economic Census	III
Census of Service Industries	V
Users' Guide for Locating Statistics in This Report by Table Number	VIII
Users' Guide for Locating Statistics in the 1992 Census of Service Industries Reports ...	IX
Summary of Findings	2

FIGURES

1. Percent Change in Receipts and Annual Payroll for Establishments of Firms Subject to Federal Income Tax: 1987 to 1992	3
2. Annual Payroll per Employee for Establishments of Firms Subject to Federal Income Tax: 1992 and 1987	4
Maps	5

TABLES

1a. Summary Statistics for Firms Subject to Federal Income Tax for the State: 1992 ..	7
1b. Summary Statistics for Firms Exempt From Federal Income Tax for the State: 1992	11
2a. Selected Ratios for Firms Subject to Federal Income Tax for the State: 1992	12
2b. Selected Ratios for Firms Exempt From Federal Income Tax for the State: 1992 ..	15
3a. Comparative Statistics for Firms Subject to Federal Income Tax for the State: 1992 and 1987	15
3b. Comparative Statistics for Firms Exempt From Federal Income Tax for the State: 1992 and 1987	19
4. Summary Statistics for Firms Subject to Federal Income Tax for Counties and for Places With 2,500 Inhabitants or More: 1992	20
5. Summary Statistics for Firms Subject to Federal Income Tax for Places With 350 Establishments or More: 1992	26
6. Summary Statistics for Firms Subject to Federal Income Tax for Counties With 350 Establishments or More: 1992	62
7a. Summary Statistics for Firms Subject to Federal Income Tax for Metropolitan Areas: 1992	92
7b. Summary Statistics for Firms Exempt From Federal Income Tax for Metropolitan Areas: 1992	120
8a. Summary Statistics for Firms Subject to Federal Income Tax for the Area Outside Metropolitan Areas: 1992	128
8b. Summary Statistics for Firms Exempt From Federal Income Tax for the Area Outside Metropolitan Areas: 1992	129
9. Places With 2,500 Inhabitants or More Ranked by Volume of Receipts of Firms Subject to Federal Income Tax: 1992	130
10. Counties Ranked by Volume of Receipts of Firms Subject to Federal Income Tax: 1992	131

APPENDIXES

A. General Explanation	A-1
B. Sample Report Form and Instructions	B-1
C. Kind-of-Business Titles and Reporting-Form Numbers	C-1
D. Metropolitan Areas	D-1
E. Percent of Receipts/Revenue Based on Administrative Records and Estimation for the State: 1992	E-1
F. Geographic Notes	F-1
G. Establishments in Business Any Time During Year and Establishments in Business at End of Year for the State: 1992 and 1987	G-1

Publication Program

Inside back cover

Summary of Findings

FIRMS SUBJECT TO FEDERAL INCOME TAX

Data from the 1992 Census of Service Industries show that Massachusetts' 46,552 service industries establishments of firms with payroll that were subject to Federal income tax had receipts totaling \$38.9 billion. The 1992 data represent an increase of 44.2 percent in receipts for the State since 1987.

For establishments with payroll in 1992, receipts of offices and clinics of medical doctors totaled \$3.1 billion, compared with \$2.0 billion in 1987. Other leading service kinds of business in 1992 were computer programming, data processing, and other computer related services with \$6.5 billion in receipts, engineering services with \$3.4 billion, and legal services with \$3.3 billion.

There were 545,398 paid employees (full- and part-time) working in service industries in the State as of mid-March 1992, compared with 523,188 employees in 1987. Large employers included nursing and personal care facilities with 48,882 employees, help supply services with 47,839 employees, and offices and clinics of doctors of medicine with 31,265 employees.

ORGANIZATIONS EXEMPT FROM FEDERAL INCOME TAX

Data for the census show that Massachusetts's 7,238 service industries establishments of firms and other organizations with payroll that were exempt from Federal income tax had revenue totaling \$16.9 billion and expenses of \$16.2 billion in 1992. The 1992 data represent an increase of 51.3 percent in expenses since 1987.

For establishments with payroll in 1992, revenue of hospitals totaled \$9.4 billion, compared with \$6.1 billion in 1987. Other leading classifications in 1992 were clinics of doctors of medicine and dentists with revenue of \$1.1 billion, and commercial physical and biological research with \$872.1 million.

There were 301,766 paid employees (full- and part-time) as of mid-March 1992, compared with 277,579 employees in 1987. Hospitals had 154,068 employees; individual and family social services, 18,503 employees; and residential care, 17,384 employees.

Figure 1. **Percent Change in Receipts and Annual Payroll for Establishments of Firms Subject to Federal Income Tax: 1987 to 1992**

(Includes only establishments with payroll. For meaning of abbreviations and symbols, see introductory text)

Receipts 
Payroll 

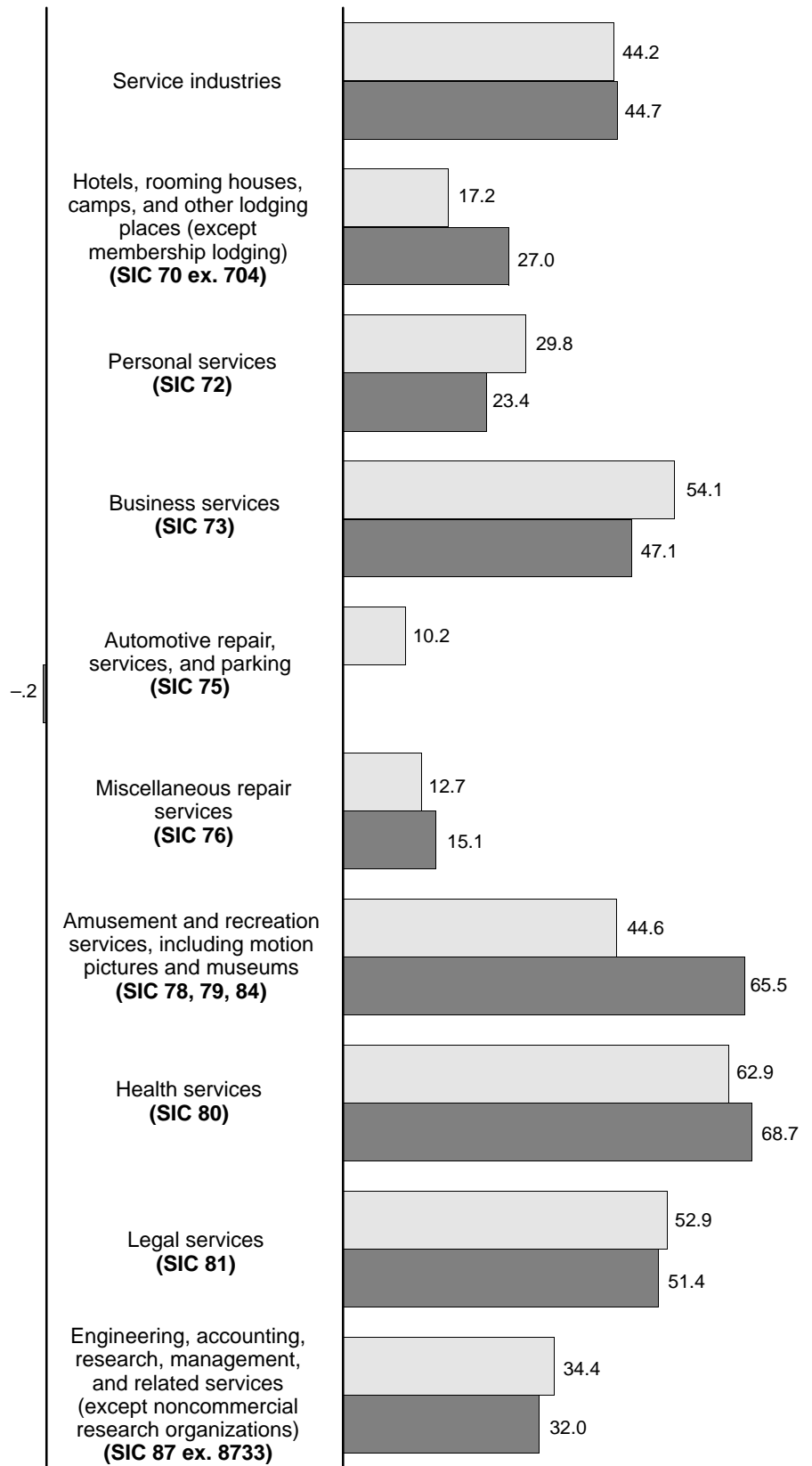




Figure 2. **Annual Payroll per Employee for Establishments of Firms Subject to Federal Income Tax: 1992 and 1987**

(In dollars. For meaning of abbreviations and symbols, see introductory text)

1992 
1987 

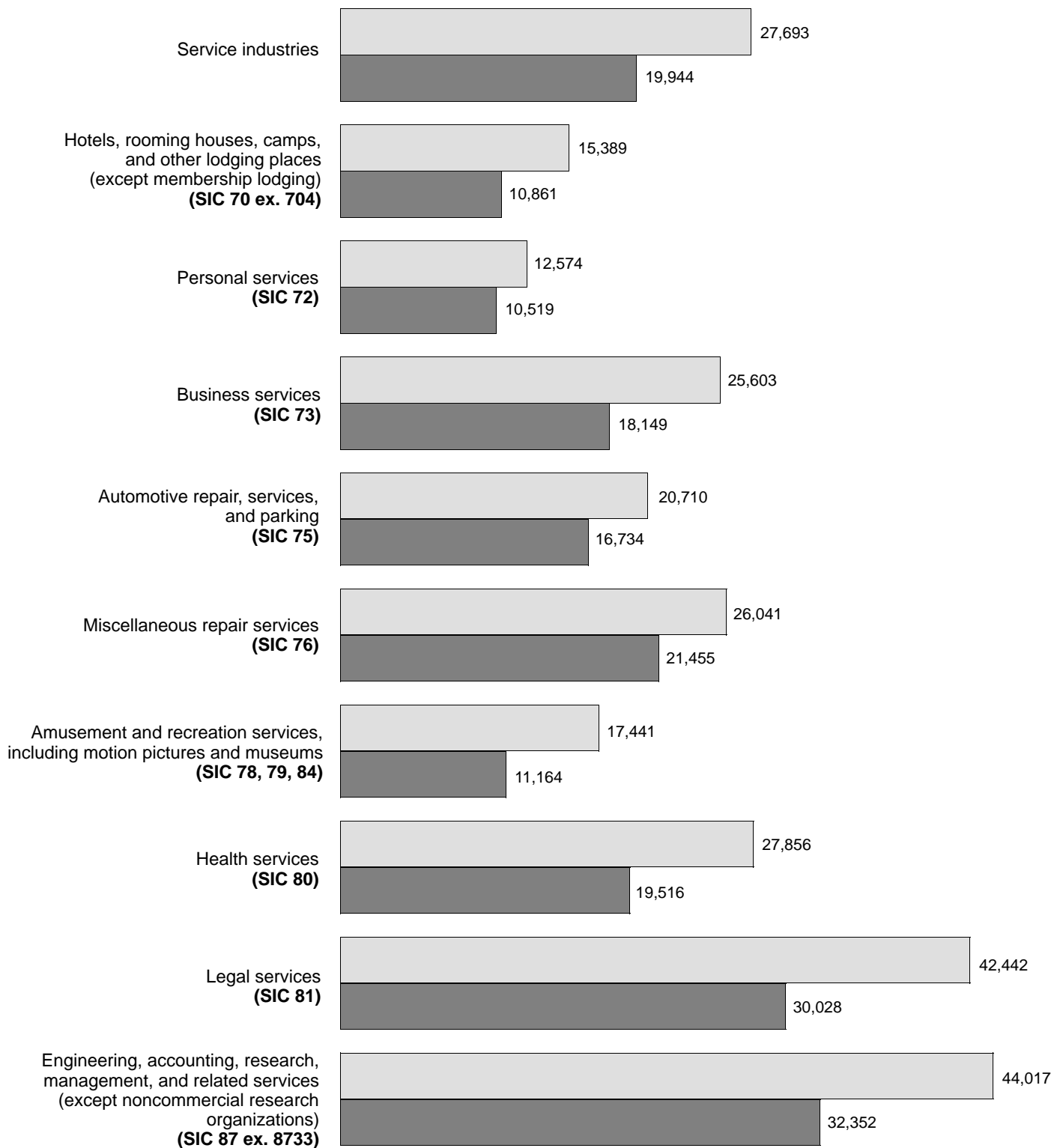




Table 1a. Summary Statistics for Firms Subject to Federal Income Tax for the State: 1992

[Includes only establishments with payroll. For meaning of abbreviations and symbols, see introductory text. For explanation of terms and comparability of 1987 and 1992 censuses, see appendix A]

SIC code	Kind of business or operation	Establishments (number)	Receipts (\$1,000)	Annual payroll (\$1,000)	First-quarter payroll (\$1,000)	Paid employees for pay period including March 12 (number)
	Total	46 552	38 949 158	15 103 463	3 465 030	545 398
70 ex. 704	Hotels, rooming houses, camps, and other lodging places (except membership lodging)	979	1 554 096	458 737	98 813	29 809
	Hotels and motels	810	1 506 826	447 301	97 253	29 293
7011	Hotels	397	1 310 472	397 070	88 152	25 101
7011 pt.	Hotels, 25 guestrooms or more	284	1 288 828	392 255	87 476	24 656
7011 pt.	Hotels, less than 25 guestrooms	113	21 644	4 815	676	445
7011 pt.	Motels, motor hotels, and tourist courts	413	196 354	50 231	9 101	4 192
7011 pt.	Motels, tourist courts	342	127 301	31 103	5 087	2 534
7011 pt.	Motor hotels	71	69 053	19 128	4 014	1 658
702, 3	Other lodging places	169	47 270	11 436	1 560	516
702	Rooming and boarding houses	75	12 133	2 956	570	233
703	Camps and recreational vehicle parks	94	35 137	8 480	990	283
7032	Sporting and recreational camps	32	14 679	3 985	417	96
7033	Recreational vehicle parks and campsites	62	20 458	4 495	573	187
72	Personal services	5 622	1 203 203	410 893	97 396	32 679
721	Laundry, cleaning, and garment services	1 422	443 035	148 804	34 609	10 166
7211	Power laundries, family and commercial*	53	32 006	13 604	3 203	978
7213	Linen supply*	38	60 743	23 555	5 362	1 138
7215	Coin-operated laundries and drycleaning	381	75 569	17 668	3 984	1 474
7215 pt.	Coin-operated laundries and drycleaning stores	370	45 855	12 129	2 709	1 316
7215 pt.	Coin-operated laundry routes	11	29 714	5 539	1 275	158
7216	Drycleaning plants, except rug cleaning*	601	136 666	51 076	11 910	4 189
7217	Carpet and upholstery cleaning	132	26 924	7 905	1 785	578
7218	Industrial laundries*	30	75 794	23 565	5 709	1 057
7212, 9	Other laundry, cleaning, and garment services*	187	35 333	11 431	2 656	752
7212	Garment pressing, and agents for laundries and drycleaners	99	17 786	4 393	972	351
7219	Laundry and garment services, n.e.c.*	88	17 547	7 038	1 684	401
722	Photographic studios, portrait	200	55 751	14 721	3 334	1 096
723, 4	Beauty and barber shops	2 943	349 038	146 812	34 343	12 607
723	Beauty shops	2 812	338 666	142 056	33 238	12 246
724	Barber shops	131	10 372	4 756	1 105	361
725	Shoe repair shops and shoeshine parlors	38	4 115	1 606	368	116
726	Funeral service and crematories	460	204 243	50 769	11 343	1 832
729	Miscellaneous personal services	559	147 021	48 181	13 399	6 862
7291	Tax return preparation services	127	28 778	13 602	5 731	3 538
7299	Miscellaneous personal services, n.e.c.	432	118 243	34 579	7 668	3 324
7299 pt.	Massage parlors, tanning salons, and saunas	75	7 480	2 086	522	264
7299 pt.	Other personal services	357	110 763	32 493	7 146	3 060
7299 pt.	Diet and weight reducing services	192	59 940	18 077	3 867	1 962
7299 pt.	Formal wear rental	51	15 622	4 101	870	257
7299 pt.	Other personal services, n.e.c.	114	35 201	10 315	2 409	841
73	Business services	8 010	11 425 696	4 424 323	1 038 847	172 803
731	Advertising	485	465 857	187 078	38 733	3 962
7311	Advertising agencies	387	381 651	162 510	33 233	3 193
7312	Outdoor advertising services	16	29 760	5 731	1 280	173
7313	Radio, television, publishers' advertising representatives	41	34 133	11 908	2 586	302
7313 pt.	Radio, television advertising representatives	21	21 349	7 537	1 791	191
7313 pt.	Publishers' advertising representatives	20	12 784	4 371	795	111
7319	Advertising, n.e.c.	41	20 313	6 929	1 634	294
732	Consumer credit reporting agencies, mercantile reporting agencies, and adjustment and collection agencies	143	113 958	45 972	11 677	2 029
7322	Adjustment and collection services	118	83 334	37 596	9 658	1 707
7323	Credit reporting services	25	30 624	8 376	2 019	322
733	Mailing, reproduction, commercial art and photography, and stenographic services	841	481 093	153 617	36 300	6 062
7331	Direct mail advertising services	101	149 989	49 651	11 782	1 978
7331 pt.	Mailing list compilers, brokers, and managers	21	26 615	8 044	1 709	334
7334	Direct mail advertising services, except mailing list services	80	123 374	41 607	10 073	1 644
7334 pt.	Photocopying and duplicating services	121	98 879	31 142	7 679	1 451
7334 pt.	Blueprinting and photocopying services	115	93 613	29 968	7 395	1 406
7334 pt.	Duplicating services, except printing and photocopying	6	5 266	1 174	284	45
7335, 6	Commercial photography, art, and graphics	476	186 032	56 000	12 808	1 770
7335	Commercial photography	131	30 502	8 378	1 849	314
7336	Commercial art and graphic design	345	155 530	47 622	10 959	1 456
7336 pt.	Commercial art	57	15 206	6 020	1 451	158
7336 pt.	Graphic arts and related design	288	140 324	41 602	9 508	1 298
7338	Secretarial and court reporting services	143	46 193	16 824	4 031	863
734	Services to dwellings and other buildings	1 327	528 337	281 236	66 527	23 397
7342	Disinfecting and pest control services	151	51 733	22 551	4 635	846
7349	Building cleaning and maintenance services, n.e.c.	1 176	476 604	258 685	61 892	22 551
735	Miscellaneous equipment rental and leasing	480	694 001	120 288	28 259	5 985
7352	Medical equipment rental and leasing	63	81 733	14 655	3 385	537
7353	Heavy construction equipment rental and leasing	95	77 328	22 774	4 983	615
7353 pt.	Rental and leasing of heavy construction equipment without operators	44	39 295	8 923	2 069	271
7353 pt.	Rental and leasing of heavy construction equipment with operators	51	38 033	13 851	2 914	344
7359	Equipment rental and leasing, n.e.c.	322	534 940	82 859	19 891	4 833
7359 pt.	Equipment rental	276	364 471	71 120	17 298	4 454
7359 pt.	Rent-to-own	59	36 092	6 030	1 442	299
7359 pt.	Equipment rental, except rent-to-own	217	328 379	65 090	15 856	4 155
7359 pt.	Equipment leasing, except finance leasing	46	170 469	11 739	2 593	379

Table 1a. Summary Statistics for Firms Subject to Federal Income Tax for the State: 1992—Con.

[Includes only establishments with payroll. For meaning of abbreviations and symbols, see introductory text. For explanation of terms and comparability of 1987 and 1992 censuses, see appendix A]

SIC code	Kind of business or operation	Establishments (number)	Receipts (\$1,000)	Annual payroll (\$1,000)	First-quarter payroll (\$1,000)	Paid employees for pay period including March 12 (number)
73	Business services—Con.					
736	Personnel supply services -----	886	1 190 642	827 300	191 959	53 058
7361	Employment agencies -----	340	153 812	84 675	20 121	5 219
7363	Help supply services -----	546	1 036 830	742 625	171 838	47 839
7363 pt.	Temporary help supply -----	470	841 159	598 545	139 409	42 705
7363 pt.	Help supply, except temporary -----	76	195 671	144 080	32 429	5 134
7363 pt.	Employee leasing -----	41	162 531	125 150	27 859	4 402
7363 pt.	Other help supply services -----	35	33 140	18 930	4 570	732
737	Computer programming, data processing, and other computer related services -----	2 151	6 523 555	2 236 526	532 724	47 987
7371, 2, 3	Computer programming, prepackaged software, and integrated systems -----	1 415	4 402 111	1 530 238	365 988	30 170
7371	Computer programming services -----	839	1 241 516	526 395	129 308	10 702
7372	Prepackaged software -----	425	2 443 849	767 064	182 856	14 804
7373	Computer integrated systems -----	151	716 746	236 779	53 824	4 664
7374, 5, 6	Data processing services -----	259	1 032 729	308 667	73 100	9 167
7374, 5	Computer processing, information retrieval -----	250	1 012 094	300 167	71 126	8 997
7374	Computer processing and data preparation and processing services -----	211	860 584	260 904	62 468	8 099
7375	Information retrieval services -----	39	151 510	39 263	8 658	898
7376	Computer facilities management services -----	9	20 635	8 500	1 974	170
7377, 8, 9	Computer rental and leasing, maintenance, and related services, n.e.c. -----	477	1 088 715	397 621	93 636	8 650
7377	Computer rental and leasing -----	30	120 841	15 952	3 357	354
7378	Computer maintenance and repair -----	153	751 727	290 259	69 679	6 423
7379	Computer related services, n.e.c. -----	294	216 147	91 410	20 600	1 873
7379 pt.	Computer consultants -----	242	172 524	76 275	17 741	1 551
7379 pt.	Miscellaneous computer services, n.e.c. -----	52	43 623	15 135	2 859	322
738	Miscellaneous business services -----	1 697	1 428 253	572 306	132 668	30 323
7381, 2	Detective agencies and protective services -----	368	380 051	215 737	53 394	16 024
7381	Detective, guard, and armored car services -----	293	297 936	186 567	46 195	14 749
7381 pt.	Detective agencies and guard services -----	273	273 218	175 407	43 349	14 225
7381 pt.	Armored car services -----	20	24 718	11 160	2 846	524
7382	Security systems services -----	75	82 115	29 170	7 199	1 275
7383	News syndicates -----	16	15 863	4 340	990	115
7384	Photofinishing laboratories* -----	223	92 963	23 668	5 885	1 375
7384 pt.	Photofinishing laboratories, except "one-hour" (mini) labs* -----	95	66 699	17 282	4 409	847
7384 pt.	One-hour (mini) photofinishing* -----	128	26 264	6 386	1 476	528
7389	Business services, n.e.c. -----	1 090	939 376	328 561	72 399	12 809
7389 pt.	Sign painting shops -----	62	10 869	2 996	684	172
7389 pt.	Interior designing -----	101	34 690	9 204	2 397	308
7389 pt.	Telephone answering services -----	101	24 960	12 297	2 927	1 207
7389 pt.	Other business services -----	826	868 857	304 064	66 391	11 122
7389 pt.	Water softening and conditioning services -----	12	4 699	1 576	437	51
7389 pt.	Packaging and labeling services -----	46	(D)	(D)	(D)	EE
7389 pt.	Trading stamp services -----	3	(D)	(D)	(D)	BB
7389 pt.	Miscellaneous business services -----	765	800 458	289 158	63 523	10 547
7389 pt.	Convention and trade show services -----	67	190 830	60 744	13 040	1 358
7389 pt.	Private mail centers -----	48	14 435	3 414	766	227
7389 pt.	Miscellaneous business services, n.e.c. -----	650	595 193	225 000	49 717	8 962
75	Automotive repair, services, and parking -----	4 082	1 802 233	390 052	92 758	18 834
751	Automotive rental and leasing, without drivers -----	267	549 447	71 679	17 156	3 099
7513	Truck rental and leasing, without drivers -----	100	200 307	26 122	6 496	857
7513 pt.	Truck rental, without drivers -----	60	76 084	8 736	2 075	375
7513 pt.	Truck leasing, except finance leasing -----	40	124 223	17 386	4 421	482
7514, 5	Passenger car rental and leasing -----	159	346 277	45 083	10 486	2 219
7514	Passenger car rental -----	128	279 748	39 477	8 923	2 006
7515	Passenger car leasing -----	31	66 529	5 606	1 563	213
7519	Utility trailer and recreational vehicle rental -----	8	2 863	474	174	23
752	Automobile parking -----	282	108 921	23 522	5 540	1 617
7521 pt.	Parking lots -----	198	60 029	11 621	2 573	875
7521 pt.	Parking structures -----	84	48 892	11 901	2 967	742
753	Automotive repair shops -----	3 090	1 007 022	256 332	60 811	11 564
7532	Top, body, and upholstery repair shops and paint shops -----	1 032	343 263	95 781	23 406	4 323
7532 pt.	Top and body repair shops -----	995	329 908	91 883	22 572	4 157
7532 pt.	Paint shops -----	37	13 355	3 898	834	166
7538	General automotive repair shops -----	1 457	437 222	102 014	23 981	4 785
7538 pt.	General automotive repair shops, except diesel -----	1 361	405 018	92 951	21 963	4 426
7538 pt.	Diesel repair shops -----	96	32 204	9 063	2 018	359
7533, 4, 6, 7, 9	Other automotive repair shops -----	601	226 537	58 537	13 424	2 456
7533	Automotive exhaust system repair shops -----	120	60 429	14 149	3 090	608
7534	Tire retreading and repair shops -----	19	10 435	1 741	401	85
7536	Automotive glass replacement shops -----	180	66 323	17 598	4 128	691
7537	Automotive transmission repair shops -----	108	29 524	9 764	2 331	431
7539	Automotive repair shops, n.e.c. -----	174	59 826	15 285	3 474	641
7539 pt.	Radiator repair -----	47	12 067	2 550	565	127
7539 pt.	Brake, front end, and wheel alignment -----	58	23 629	6 288	1 440	239
7539 pt.	Automotive electrical and fuel system services -----	45	9 499	3 004	627	133
7539 pt.	Carburetor repair shops -----	19	4 797	1 439	288	61
7539 pt.	Automotive electrical repair shops -----	26	4 702	1 565	339	72
7539 pt.	Other automotive repair shops, n.e.c. -----	24	14 631	3 443	842	142
754	Automotive services, except repair -----	443	136 843	38 519	9 251	2 554
7542	Carwashes -----	228	47 874	15 073	3 751	1 126
7549	Automotive services, except repair and carwashes -----	215	88 969	23 446	5 500	1 428
7549 pt.	Lubrication shops -----	92	48 183	12 270	2 803	835
7549 pt.	Other automotive services -----	123	40 786	11 176	2 697	593
7549 pt.	Towing services -----	99	31 157	7 755	1 913	472
7549 pt.	Other automotive services, n.e.c. -----	24	9 629	3 421	784	121

Table 1a. Summary Statistics for Firms Subject to Federal Income Tax for the State: 1992—Con.

[Includes only establishments with payroll. For meaning of abbreviations and symbols, see introductory text. For explanation of terms and comparability of 1987 and 1992 censuses, see appendix A]

SIC code	Kind of business or operation	Establishments (number)	Receipts (\$1,000)	Annual payroll (\$1,000)	First-quarter payroll (\$1,000)	Paid employees for pay period including March 12 (number)
76	Miscellaneous repair services	1 487	670 953	206 893	50 177	7 945
762	Electrical repair shops	418	251 395	84 364	21 298	3 073
7622	Radio and television repair shops	105	55 328	10 882	2 688	449
7623, 9	Other electrical and electronic repair shops	313	196 067	73 482	18 610	2 624
7623	Refrigeration and air-conditioning service and repair shops	71	42 807	12 956	3 085	415
7629	Electrical and electronic repair shops, n.e.c.	242	153 260	60 526	15 525	2 209
763	Watch, clock, and jewelry repair	52	9 569	2 597	622	137
764	Reupholstery and furniture repair	141	22 155	7 281	1 761	417
769	Miscellaneous repair and related services	876	387 834	112 651	26 496	4 318
7692	Welding repair	83	23 110	6 799	1 591	266
7694	Armature rewinding shops	43	27 117	8 070	2 039	300
7699	Repair shops and related services, n.e.c.	750	337 607	97 782	22 866	3 752
7699 pt.	Farm machinery and equipment repair	11	3 436	940	218	45
7699 pt.	Lawnmower and other small gasoline engine repair	38	10 920	2 941	627	131
7699 pt.	Sewer and septic tank cleaning services	84	26 120	8 049	1 763	319
7699 pt.	Other repair and related services, n.e.c.	617	297 131	85 852	20 258	3 257
78, 79, 84	Amusement and recreation services, including motion pictures and museums	2 572	1 605 120	464 398	95 071	26 627
781, 2	Motion picture production, distribution, and services	199	334 163	50 583	11 847	1 536
7812 pt.	Motion picture production, except for television	79	55 802	20 238	4 884	560
7812 pt.	Motion picture and tape production for television	44	21 322	8 018	1 768	248
7819	Services allied to motion picture production	42	44 083	15 648	3 503	501
7822 pt.	Motion picture film and tape distributors	23	208 507	5 312	1 417	176
7822 pt.	Motion picture film exchanges	16	(D)	(D)	(D)	CC
7822 pt.	Video tape wholesalers	7	(D)	(D)	(D)	BB
7822 pt.	Film and tape distribution for television	2	(D)	(D)	(D)	AA
7829	Services allied to motion picture distribution	9	(D)	(D)	(D)	BB
783	Motion picture theaters	137	154 966	20 072	4 840	2 473
7832	Motion picture theaters, except drive-in	132	154 158	19 903	4 820	2 445
7833	Drive-in motion picture theaters	5	808	169	20	28
784	Video tape rental	525	129 441	26 470	6 288	3 255
792	Theatrical producers (except motion picture), bands, orchestras, and entertainers	142	120 235	24 881	4 476	1 110
7922	Theatrical producers (except motion picture) and miscellaneous theatrical services	91	91 128	19 056	3 261	953
7922 pt.	Producers of live theatrical productions	21	14 135	3 563	552	114
7922 pt.	Producers of radio and television shows, except tape producers	5	4 994	1 761	384	53
7922 pt.	Artists' and entertainers' managers or agents, concert bureaus, booking agents	32	40 216	8 171	1 359	142
7922 pt.	Other theatrical services	33	31 783	5 561	966	644
7929	Bands, orchestras, actors, and other entertainers and entertainment groups	51	29 107	5 825	1 215	157
7929 pt.	Dance groups and artists	3	(D)	(D)	(D)	AA
7929 pt.	Symphony orchestras, opera companies, and chamber music organizations	2	(D)	(D)	(D)	AA
7929 pt.	Other music and entertainment presentations	46	28 138	5 421	992	149
7929 pt.	Other music groups and artists	23	17 463	2 083	375	69
7929 pt.	Other entertainers and entertainment groups	23	10 675	3 338	617	80
793	Bowling centers	120	42 366	12 494	3 172	1 224
79 ex. 792, 3, 84	Commercial sports and other amusement and recreation services, including museums	1 449	823 949	329 898	64 448	17 029
794	Commercial sports	65	220 644	157 968	30 627	2 158
7941	Professional sports clubs, managers, promoters	22	114 298	134 514	25 194	964
7941 pt.	Baseball clubs	3	(D)	(D)	(D)	CC
7941 pt.	Football clubs	1	(D)	(D)	(D)	CC
7941 pt.	Other professional sports clubs	3	(D)	(D)	(D)	CC
7941 pt.	Managers and promoters	15	24 281	7 710	2 192	457
7948	Racing, including track operation	43	106 346	23 454	5 433	1 194
7948 pt.	Auto racetrack operation	2	(D)	(D)	(D)	BB
7948 pt.	Horse racetrack operation	3	(D)	(D)	(D)	EE
7948 pt.	Dog racetrack operation	3	50 857	10 864	2 465	610
7948 pt.	Racing stables and racing, n.e.c.	35	(D)	(D)	(D)	CC
79 ex. 792, 3, 4; 84	Other amusement and recreation services, including museums	1 384	603 305	171 930	33 821	14 871
791	Dance studios, schools, and halls	130	17 434	5 170	1 362	587
7991	Physical fitness facilities	309	123 653	35 100	8 584	4 202
7991 pt.	Physical fitness centers, except gymnasiums and athletic clubs	254	97 140	27 257	6 634	3 264
7991 pt.	Gymnasiums and athletic clubs	55	26 513	7 843	1 950	938
7992	Public golf courses	91	55 409	17 364	2 191	695
7993	Coin-operated amusement devices	84	31 839	7 775	1 686	500
7996	Amusement parks	13	23 860	7 061	784	150
7997	Membership sports and recreation clubs	220	151 306	49 165	8 551	3 404
7999, 84	Amusement and recreation services, including museums, n.e.c.	537	199 804	50 295	10 663	5 333
7999 pt.	Concession operators of amusement devices and rides	15	4 272	4 141	1 054	600
7999 pt.	Carnivals, circuses, and fairs	12	12 359	1 049	208	89
7999 pt.	Carnivals and circuses	5	(D)	(D)	(D)	BB
7999 pt.	Fairs	7	(D)	(D)	(D)	AA
7999 pt., 84	Other recreation and amusements, including museums	510	175 173	45 105	9 401	4 644
84	Museums, art galleries, and botanical and zoological gardens	17	7 527	2 403	257	95
841	Museums and art galleries	9	4 175	1 375	222	87
842	Arboreta and botanical or zoological gardens	8	3 352	1 028	35	8
7999 pt.	Roller skating rinks	21	5 385	1 538	384	260
7999 pt.	Ice skating rinks	15	9 893	2 347	571	170
7999 pt.	Other amusement and recreation services, n.e.c.	457	152 368	38 817	8 189	4 119

Table 1a. Summary Statistics for Firms Subject to Federal Income Tax for the State: 1992—Con.

[Includes only establishments with payroll. For meaning of abbreviations and symbols, see introductory text. For explanation of terms and comparability of 1987 and 1992 censuses, see appendix A]

SIC code	Kind of business or operation	Establishments (number)	Receipts (\$1,000)	Annual payroll (\$1,000)	First-quarter payroll (\$1,000)	Paid employees for pay period including March 12 (number)
80	Health services	10 602	7 626 190	3 544 287	794 714	127 237
801	Offices and clinics of doctors of medicine	4 524	3 103 826	1 562 174	330 083	31 265
8011 pt.	Offices of doctors of medicine	4 434	3 018 954	1 525 380	321 451	30 453
8011 pt.	General medical clinics	90	84 872	36 794	8 632	812
802	Offices and clinics of dentists	2 941	992 382	366 668	83 213	15 690
8021 pt.	Offices of dentists	2 930	988 899	365 093	82 848	15 621
8021 pt.	Dental clinics	11	3 483	1 575	365	69
803	Offices and clinics of doctors of osteopathy	40	10 746	4 069	900	149
8031 pt.	Offices of osteopathic physicians	40	10 746	4 069	900	149
8031 pt.	Osteopathic clinics	—	—	—	—	—
804	Offices and clinics of other health practitioners	1 679	463 560	155 358	34 129	6 505
8041	Offices and clinics of chiropractors	575	163 870	48 870	10 715	1 986
8042	Offices and clinics of optometrists	370	97 781	27 119	6 237	1 326
8043	Offices and clinics of podiatrists	208	43 366	12 618	2 779	594
8049	Offices and clinics of health practitioners, n.e.c.	526	158 543	66 751	14 398	2 599
805	Nursing and personal care facilities	557	1 724 607	911 186	222 814	48 882
8051	Skilled nursing care facilities	389	1 521 089	801 285	195 711	41 973
8052	Intermediate care facilities	109	156 816	89 817	21 933	5 327
8059	Nursing and personal care facilities, n.e.c.	59	46 702	20 084	5 170	1 582
806	Hospitals	19	272 389	141 334	32 065	4 916
8062	General medical and surgical hospitals	2	(D)	(D)	(D)	EE
8063, 9	Specialty hospitals	17	(D)	(D)	(D)	HH
8063	Psychiatric hospitals	9	82 885	39 831	8 462	1 444
8069	Specialty hospitals, except psychiatric	8	(D)	(D)	(D)	HH
807, 8, 9	Other health services	842	1 058 680	403 498	91 510	19 830
807	Medical and dental laboratories	367	484 330	163 044	37 747	5 304
8071	Medical laboratories	225	449 633	147 762	34 083	4 616
8072	Dental laboratories	142	34 697	15 282	3 664	688
808	Home health care services	178	300 928	139 254	29 976	10 876
809	Miscellaneous health and allied services, n.e.c.	297	273 422	101 200	23 787	3 650
8092	Kidney dialysis centers	18	(D)	(D)	(D)	EE
8093	Specialty outpatient facilities, n.e.c.	190	160 370	62 553	14 978	2 418
8099	Health and allied services, n.e.c.	89	(D)	(D)	(D)	FF
81	Legal services	4 462	3 267 741	1 171 659	253 839	27 606
823, 4, 9	Selected educational services	448	247 051	71 694	16 228	3 606
823	Libraries	2	(D)	(D)	(D)	AA
824	Vocational schools	111	72 417	25 448	6 356	1 063
8243	Data processing schools	47	35 205	11 553	2 947	368
8244	Business and secretarial schools	19	9 919	3 362	861	190
8249	Vocational schools, n.e.c.	45	27 293	10 533	2 548	505
829	Schools and educational services, n.e.c.	335	(D)	(D)	(D)	HH
83	Social services	1 225	317 693	152 917	35 309	11 353
835	Child day care services	806	121 831	62 589	14 999	5 671
832, 3, 6, 9	Other social services	419	195 862	90 328	20 310	5 682
832	Individual and family social services	138	56 906	29 138	6 280	1 884
833	Job training and vocational rehabilitation services	38	37 543	18 026	3 912	864
836	Residential care	190	80 700	37 415	8 759	2 639
839	Social services, n.e.c.	53	20 713	5 749	1 359	295
87 ex. 8733	Engineering, accounting, research, management, and related services (except noncommercial research organizations)	6 635	8 993 390	3 708 944	868 833	84 261
871	Engineering, architectural, and surveying services	2 019	4 026 410	1 611 641	383 805	34 978
8711	Engineering services	1 248	3 418 131	1 370 108	328 316	28 454
8712	Architectural services	556	542 358	208 135	48 412	5 266
8713	Surveying services	215	65 921	33 398	7 077	1 258
872	Accounting, auditing, and bookkeeping services	1 767	1 127 934	474 306	112 123	14 683
873 ex. 8733	Research, development, and testing services (except noncommercial research organizations)	554	1 316 677	528 249	120 677	13 100
8731	Commercial physical and biological research	257	782 740	314 451	69 468	6 178
8731 pt.	Commercial physical research	142	317 136	153 082	33 728	2 890
8731 pt.	Commercial medical and biological research	115	465 604	161 369	35 740	3 288
8732	Commercial economic, sociological, and educational research	177	356 383	138 742	32 677	4 400
8734	Testing laboratories	120	177 554	75 056	18 532	2 522
874	Management and public relations services	2 295	2 522 369	1 094 748	252 228	21 500
8741	Management services	526	652 739	255 562	63 449	7 295
8742	Management consulting services	1 297	1 514 052	705 024	159 961	11 062
8743	Public relations services	128	85 987	33 522	7 373	770
8744	Facilities support management services	20	15 296	5 777	1 128	149
8748	Business consulting services, n.e.c.	324	254 295	94 863	20 317	2 224
89	Services, n.e.c.	428	235 792	98 666	23 045	2 638
8999 pt.	Scientific and related consulting services, except environmental	102	79 498	33 065	8 152	748
8999 pt.	Other services	326	156 294	65 601	14 893	1 890
8999 pt.	Environmental consulting	121	107 151	45 976	10 542	1 312
8999 pt.	Authors, composers, and other arts-related services	79	17 183	6 088	1 285	159
8999 pt.	Other services, n.e.c.	126	31 960	13 537	3 066	419

Table 1b. Summary Statistics for Firms Exempt From Federal Income Tax for the State: 1992

[Includes only establishments with payroll. For meaning of abbreviations and symbols, see introductory text. For explanation of terms and comparability of 1987 and 1992 censuses, see appendix A]

SIC code	Kind of business or operation	Establishments (number)	Revenue (\$1,000)	Annual payroll (\$1,000)	First-quarter payroll (\$1,000)	Paid employees for pay period including March 12 (number)
	Total	7 238	16 940 368	7 698 335	1 883 541	301 766
7032, 704	Camps and membership lodging	81	19 768	4 985	708	441
7032	Sporting and recreational camps	49	14 171	4 323	526	375
704	Organization hotels and lodging houses, on membership basis	32	5 597	662	182	66
792, 7991 pt., 7997, 7999 pt., 84	Selected amusement, recreation, and related services	531	454 080	169 409	35 325	9 308
792	Theatrical producers (except motion picture), bands, orchestras, and entertainers	93	119 362	41 097	9 572	2 280
7922	Theatrical producers (except motion picture) and miscellaneous theatrical services	52	53 379	14 756	3 405	1 185
7922 pt.	Producers of live theatrical productions	33	28 107	10 314	2 189	926
7922 pt.	Producers of radio and television shows, except tape	2	(D)	(D)	(D)	BB
7922 pt.	Artists' and entertainers' managers or agents, concert bureaus, booking agents	3	(D)	(D)	(D)	AA
7922 pt.	Other theatrical services	14	23 274	3 718	1 099	203
7929	Bands, orchestras, actors, and other entertainers and entertainment groups	41	65 983	26 341	6 167	1 095
7929 pt.	Dance groups and artists	10	17 774	5 344	1 498	239
7929 pt.	Symphony orchestras, opera companies, and chamber music organizations	20	43 606	20 105	4 507	804
7929 pt.	Other music groups and artists	6	770	171	39	13
7929 pt.	Other entertainers and entertainment groups	5	3 833	721	123	39
7991 pt., 7997	Gymnasiums, athletic clubs, and membership sports and recreation clubs	281	191 629	74 086	12 474	3 934
7991 pt.	Gymnasiums and athletic clubs	7	(D)	(D)	(D)	BB
7997	Membership sports and recreation clubs	274	(D)	(D)	(D)	HH
7999 pt.	Fairs	6	12 781	2 758	398	114
84	Museums, art galleries, and botanical and zoological gardens	151	130 308	51 468	12 881	2 980
841	Museums and art galleries	143	114 762	45 598	11 601	2 722
842	Arboreta and botanical or zoological gardens	8	15 546	5 870	1 280	258
8011 pt.; 8021 pt.; 805, 6, 8, 9	Selected health services	744	11 670 553	5 580 542	1 379 669	196 203
8011 pt., 8021 pt.	Clinics of doctors of medicine and dentists	120	1 058 223	516 052	129 460	11 844
8011 pt.	General medical clinics	120	1 058 223	516 052	129 460	11 844
8021 pt.	Dental clinics	-	-	-	-	-
805	Nursing and personal care facilities	168	511 225	277 697	66 291	14 613
8051	Skilled nursing care facilities	84	452 431	246 589	58 923	12 714
8052	Intermediate care facilities	73	51 511	26 805	6 379	1 673
8059	Nursing and personal care facilities, n.e.c.	11	7 283	4 303	989	226
806	Hospitals	141	9 442 398	4 455 037	1 104 155	154 068
8062	General medical and surgical hospitals	95	7 779 679	3 545 140	880 587	125 266
8062 pt.	General medical and surgical hospitals, nongovernment	83	6 973 983	3 141 922	765 755	111 967
8062 pt.	General medical and surgical hospitals, government	12	805 696	403 218	114 832	13 299
8063, 9	Specialty hospitals	46	1 662 719	909 897	223 568	28 802
8063	Psychiatric hospitals	20	579 527	368 606	91 016	11 415
8063 pt.	Psychiatric hospitals, nongovernment	6	(D)	(D)	(D)	GG
8063 pt.	Psychiatric hospitals, government	14	(D)	(D)	(D)	II
8069	Specialty hospitals, except psychiatric	26	1 083 192	541 291	132 552	17 387
8069 pt.	Specialty hospitals, except psychiatric; nongovernment	15	929 219	446 168	107 254	13 655
8069 pt.	Specialty hospitals, except psychiatric; government	11	153 973	95 123	25 298	3 732
808, 9	Other health services	315	658 707	331 756	79 763	15 678
808	Home health care services	127	361 658	193 688	45 392	9 892
809	Miscellaneous health and allied services, n.e.c.	188	297 049	138 068	34 371	5 786
8092	Kidney dialysis centers	1	(D)	(D)	(D)	BB
8093	Specialty outpatient facilities, n.e.c.	152	193 345	106 729	26 828	4 701
8099	Health and allied services, n.e.c.	35	(D)	(D)	(D)	GG
8111 pt.	Legal aid societies and similar legal services	41	29 437	16 785	3 976	569
823, 4, 9	Selected educational services	333	215 417	59 827	14 322	3 582
823	Libraries	67	24 130	9 117	2 243	594
824	Vocational schools	42	23 713	10 426	2 455	590
8243	Data processing schools	-	-	-	-	-
8244	Business and secretarial schools	4	(D)	(D)	(D)	BB
8249	Vocational schools, n.e.c.	38	(D)	(D)	(D)	FF
829	Schools and educational services, n.e.c.	224	167 574	40 284	9 624	2 398
83	Social services	3 473	2 192 334	929 556	223 118	60 267
835	Child day care services	626	227 394	115 886	28 005	8 139
832, 3, 6, 9	Other social services	2 847	1 964 940	813 670	195 113	52 128
832	Individual and family social services	990	679 406	299 114	71 227	18 503
833	Job training and vocational rehabilitation services	244	181 277	94 149	22 414	8 650
836	Residential care	1 054	529 086	282 516	68 420	17 384
839	Social services, n.e.c.	559	575 171	137 891	33 052	7 591
861, 2, 4, 9	Selected membership organizations	1 744	760 726	246 320	57 514	15 550
861	Business associations	309	163 590	61 118	14 747	1 809
864	Civic, social, and fraternal associations	1 086	332 215	102 559	24 038	10 387
862, 9	Other membership organizations	349	264 921	82 643	18 729	3 354
862	Professional membership organizations	110	104 543	38 363	9 439	1 096
869	Membership organizations, n.e.c.	239	160 378	44 280	9 290	2 258

Table 1b. Summary Statistics for Firms Exempt From Federal Income Tax for the State: 1992—Con.

[Includes only establishments with payroll. For meaning of abbreviations and symbols, see introductory text. For explanation of terms and comparability of 1987 and 1992 censuses, see appendix A]

SIC code	Kind of business or operation	Establishments (number)	Revenue (\$1,000)	Annual payroll (\$1,000)	First-quarter payroll (\$1,000)	Paid employees for pay period including March 12 (number)
873, 4 ex. 8744	Research, testing, and consulting services, except facilities support management services -----	291	1 598 053	690 911	168 909	15 846
873	Research, development, and testing services -----	203	1 458 931	642 121	157 365	14 536
8731	Commercial physical and biological research -----	24	872 070	436 116	108 148	8 661
8732	Commercial economic, sociological, and educational research -----	33	(D)	(D)	(D)	EE
8733	Noncommercial research organizations -----	142	528 048	183 666	44 134	5 204
8734	Testing laboratories -----	4	(D)	(D)	(D)	CC
874 ex. 8744	Management and public relations services, except facilities support management services -----	88	139 122	48 790	11 544	1 310
8741	Management services -----	25	33 149	16 967	4 164	321
8742	Management consulting services -----	28	76 317	24 927	5 824	735
8743	Public relations services -----	10	1 457	572	151	30
8748	Business consulting services, n.e.c. -----	25	28 199	6 324	1 405	224

Table 2a. Selected Ratios for Firms Subject to Federal Income Tax for the State: 1992

[Includes only establishments with payroll. For meaning of abbreviations and symbols, see introductory text. For explanation of terms and comparability of 1987 and 1992 censuses, see appendix A]

SIC code	Kind of business or operation	Receipts		Annual payroll per employee ¹ (dollars)	Employees per establishment ¹ (number)
		Per establishment (dollars)	Per employee ¹ (dollars)		
	Total -----	836 681	71 414	27 693	12
70 ex. 704	Hotels, rooming houses, camps, and other lodging places (except membership lodging) -----	1 587 432	52 135	15 389	30
7011	Hotels and motels -----	1 860 279	51 440	15 270	36
7011 pt.	Hotels -----	3 300 937	52 208	15 819	63
7011 pt.	Hotels, 25 guestrooms or more -----	4 538 127	52 272	15 909	87
7011 pt.	Hotels, less than 25 guestrooms -----	191 540	48 638	10 820	4
7011 pt.	Motels, motor hotels, and tourist courts -----	475 433	46 840	11 983	10
7011 pt.	Motels, tourist courts -----	372 225	50 237	12 274	7
7011 pt.	Motor hotels -----	972 577	41 648	11 537	23
702, 3	Other lodging places -----	279 704	91 609	22 163	3
702	Rooming and boarding houses -----	161 773	52 073	12 687	3
703	Camps and recreational vehicle parks -----	373 798	124 159	29 965	3
72	Personal services -----	214 017	36 819	12 574	6
721	Laundry, cleaning, and garment services -----	311 558	43 580	14 637	7
7211	Power laundries, family and commercial* -----	603 887	32 726	13 910	18
7213	Linen supply* -----	1 598 500	53 377	20 699	30
7215	Coin-operated laundries and drycleaning -----	198 344	51 268	11 986	4
7216	Drycleaning plants, except rug cleaning* -----	227 398	32 625	12 193	7
7217	Carpet and upholstery cleaning -----	203 970	46 581	13 676	4
7218	Industrial laundries* -----	2 526 467	71 707	22 294	35
7212, 9	Other laundry, cleaning, and garment services* -----	188 947	46 985	15 201	4
7212	Garment pressing, and agents for laundries and drycleaners -----	179 657	50 672	12 516	4
7219	Laundry and garment services, n.e.c.* -----	199 398	43 758	17 551	5
722	Photographic studios, portrait -----	278 755	50 868	13 432	5
723, 4	Beauty and barber shops -----	118 599	27 686	11 645	4
723	Beauty shops -----	120 436	27 655	11 600	4
724	Barber shops -----	79 176	28 731	13 175	3
725	Shoe repair shops and shoeshine parlors -----	108 289	35 474	13 845	3
726	Funeral service and crematories -----	444 007	111 486	27 712	4
729	Miscellaneous personal services -----	263 007	21 425	7 021	12
7291	Tax return preparation services -----	226 598	8 134	3 845	28
7299	Miscellaneous personal services, n.e.c. -----	273 711	35 573	10 403	8
73	Business services -----	1 426 429	66 120	25 603	22
731	Advertising -----	960 530	117 581	47 218	8
7311	Advertising agencies -----	986 178	119 527	50 896	8
7312	Outdoor advertising services -----	1 860 000	172 023	33 127	11
7313	Radio, television, publishers' advertising representatives -----	832 512	113 023	39 430	7
7319	Advertising, n.e.c. -----	495 439	69 092	23 568	7
732	Consumer credit reporting agencies, mercantile reporting agencies, and adjustment and collection agencies -----	796 909	56 165	22 657	14
7322	Adjustment and collection services -----	706 220	48 819	22 025	14
7323	Credit reporting services -----	1 224 960	95 106	26 012	13
733	Mailing, reproduction, commercial art and photography, and stenographic services -----	572 049	79 362	25 341	7
7331	Direct mail advertising services -----	1 485 040	75 829	25 102	20
7334	Photocopying and duplicating services -----	817 182	68 145	21 462	12
7335, 6	Commercial photography, art, and graphics -----	390 824	105 103	31 638	4
7335	Commercial photography -----	232 840	97 140	26 682	2
7336	Commercial art and graphic design -----	450 812	106 820	32 707	4
7338	Secretarial and court reporting services -----	323 028	53 526	19 495	6
734	Services to dwellings and other buildings -----	398 144	22 581	12 020	18
7342	Disinfecting and pest control services -----	342 603	61 150	26 656	6
7349	Building cleaning and maintenance services, n.e.c. -----	405 276	21 134	11 471	19

See footnotes at end of table.

Table 2a. **Selected Ratios for Firms Subject to Federal Income Tax for the State: 1992** — Con.

[Includes only establishments with payroll. For meaning of abbreviations and symbols, see introductory text. For explanation of terms and comparability of 1987 and 1992 censuses, see appendix A]

SIC code	Kind of business or operation	Receipts		Annual payroll per employee ¹ (dollars)	Employees per establishment ¹ (number)
		Per establishment (dollars)	Per employee ¹ (dollars)		
73	Business services—Con.				
735	Miscellaneous equipment rental and leasing -----	1 445 835	115 957	20 098	12
7352	Medical equipment rental and leasing -----	1 297 349	152 203	27 291	9
7353	Heavy construction equipment rental and leasing -----	813 979	125 737	37 031	6
7359	Equipment rental and leasing, n.e.c. -----	1 661 304	110 685	17 144	15
736	Personnel supply services -----	1 343 840	22 440	15 592	60
7361	Employment agencies -----	452 388	29 472	16 224	15
7363	Help supply services -----	1 898 956	21 673	15 523	88
7363 pt.	Temporary help supply -----	1 789 700	19 697	14 016	91
7363 pt.	Help supply, except temporary -----	2 574 618	38 113	28 064	68
737	Computer programming, data processing, and other computer related services -----	3 032 801	135 944	46 607	22
7371, 2, 3	Computer programming, prepackaged software, and integrated systems -----	3 111 033	145 910	50 721	21
7371	Computer programming services -----	1 479 757	116 008	49 187	13
7372	Prepackaged software -----	5 750 233	165 080	51 815	35
7373	Computer integrated systems -----	4 746 662	153 676	50 767	31
7374, 5, 6	Data processing services -----	3 987 371	112 657	33 672	35
7374, 5	Computer processing, information retrieval -----	4 048 376	112 492	33 363	36
7376	Computer facilities management services -----	2 292 778	121 382	50 000	19
7377, 8, 9	Computer rental and leasing, maintenance, and related services, n.e.c. -----	2 282 421	125 863	45 968	18
7377	Computer rental and leasing -----	4 028 033	341 359	45 062	12
7378	Computer maintenance and repair -----	4 913 248	117 037	45 191	42
7379	Computer related services, n.e.c. -----	735 194	115 401	48 804	6
738	Miscellaneous business services -----	841 634	47 101	18 874	18
7381, 2	Detective agencies and protective services -----	1 032 747	23 718	13 463	44
7381	Detective, guard, and armored car services -----	1 016 846	20 200	12 649	50
7382	Security systems services -----	1 094 867	64 404	22 878	7
7383	News syndicates -----	991 438	137 939	37 739	7
7384	Photofinishing laboratories* -----	416 874	67 609	17 213	6
7389	Business services, n.e.c. -----	861 813	73 337	25 651	12
7389 pt.	Sign painting shops -----	175 306	63 192	17 419	3
7389 pt.	Interior designing -----	343 465	112 630	29 883	3
7389 pt.	Telephone answering services -----	247 129	20 679	10 188	12
7389 pt.	Other business services -----	1 051 885	78 121	27 339	13
75	Automotive repair, services, and parking -----	441 507	95 690	20 710	5
751	Automotive rental and leasing, without drivers -----	2 057 854	177 298	23 130	12
7513	Truck rental and leasing, without drivers -----	2 003 070	233 730	30 481	9
7514, 5	Passenger car rental and leasing -----	2 177 843	156 051	20 317	14
7514	Passenger car rental -----	2 185 531	139 456	19 679	16
7515	Passenger car leasing -----	2 146 097	312 343	26 319	7
7519	Utility trailer and recreational vehicle rental -----	357 875	124 478	20 609	3
752	Automobile parking -----	386 245	67 360	14 547	6
753	Automotive repair shops -----	325 897	87 082	22 166	4
7532	Top, body, and upholstery repair shops and paint shops -----	332 619	79 404	22 156	4
7532 pt.	Top and body repair shops -----	331 566	79 362	22 103	4
7532 pt.	Paint shops -----	360 946	80 452	23 482	4
7538	General automotive repair shops -----	300 084	91 373	21 320	3
7538 pt.	General automotive repair shops, except diesel -----	297 589	91 509	21 001	3
7538 pt.	Diesel repair shops -----	335 458	89 705	25 245	4
7533, 4, 6, 7, 9	Other automotive repair shops -----	376 933	92 238	23 834	4
7533	Automotive exhaust system repair shops -----	503 575	99 390	23 271	5
7534	Tire retreading and repair shops -----	549 211	122 765	20 482	4
7536	Automotive glass replacement shops -----	368 461	95 981	25 467	4
7537	Automotive transmission repair shops -----	273 370	68 501	22 654	4
7539	Automotive repair shops, n.e.c. -----	343 828	93 332	23 846	4
7539 pt.	Radiator repair -----	256 745	95 016	20 079	3
7539 pt.	Brake, front end, and wheel alignment -----	407 397	98 866	26 310	4
7539 pt.	Automotive electrical and fuel system services -----	211 089	71 421	22 586	3
7539 pt.	Other automotive repair shops, n.e.c. -----	609 625	103 035	24 246	6
754	Automotive services, except repair -----	308 901	53 580	15 082	6
7542	Carwashes -----	209 974	42 517	13 386	5
7549	Automotive services, except repair and carwashes -----	413 809	62 303	16 419	7
76	Miscellaneous repair services -----	451 213	84 450	26 041	5
762	Electrical repair shops -----	601 423	81 808	27 453	7
7622	Radio and television repair shops -----	526 933	123 225	24 236	4
7623, 9	Other electrical and electronic repair shops -----	626 412	74 721	28 004	8
7623	Refrigeration and air-conditioning service and repair shops -----	602 915	103 149	31 219	6
7629	Electrical and electronic repair shops, n.e.c. -----	633 306	69 380	27 400	9
763	Watch, clock, and jewelry repair -----	184 019	69 847	18 956	3
764	Reupholstery and furniture repair -----	157 128	53 129	17 460	3
769	Miscellaneous repair and related services -----	442 733	89 818	26 089	5
7692	Welding repair -----	278 434	86 880	25 560	3
7694	Armature rewinding shops -----	630 628	90 390	26 900	7
7699	Repair shops and related services, n.e.c. -----	450 143	89 981	26 061	5
78, 79, 84	Amusement and recreation services, including motion pictures and museums -----	624 075	60 282	17 441	10
781, 2	Motion picture production, distribution, and services -----	1 679 211	217 554	32 932	8
783	Motion picture theaters -----	1 131 139	62 663	8 116	18
7832	Motion picture theaters, except drive-in -----	1 167 864	63 050	8 140	19
7833	Drive-in motion picture theaters -----	161 600	28 857	6 036	6
784	Video tape rental -----	246 554	39 767	8 132	6

See footnotes at end of table.

Table 2a. **Selected Ratios for Firms Subject to Federal Income Tax for the State: 1992** —Con.

[Includes only establishments with payroll. For meaning of abbreviations and symbols, see introductory text. For explanation of terms and comparability of 1987 and 1992 censuses, see appendix A]

SIC code	Kind of business or operation	Receipts		Annual payroll per employee ¹ (dollars)	Employees per establishment ¹ (number)
		Per establishment (dollars)	Per employee ¹ (dollars)		
78, 79, 84	Amusement and recreation services, including motion pictures and museums—Con.				
792	Theatrical producers (except motion picture), bands, orchestras, and entertainers -----	846 725	108 320	22 415	8
7922	Theatrical producers (except motion picture) and miscellaneous theatrical services -----	1 001 407	95 622	19 996	10
7929	Bands, orchestras, actors, and other entertainers and entertainment groups -----	570 725	185 395	37 102	3
793	Bowling centers -----	353 050	34 613	10 208	10
79 ex. 792, 3, 4; 84	Commercial sports and other amusement and recreation services, including museums -----	568 633	48 385	19 373	12
794	Commercial sports -----	3 394 523	102 245	73 201	33
7941	Professional sports clubs, managers, promoters -----	5 195 364	118 566	139 537	44
7948	Racing, including track operation -----	2 473 163	89 067	19 643	28
79 ex. 792, 3, 4; 84	Other amusement and recreation services, including museums -----	435 914	40 569	11 561	11
791	Dance studios, schools, and halls -----	134 108	29 700	8 807	5
7991	Physical fitness facilities -----	400 172	29 427	8 353	14
7992	Public golf courses -----	608 890	79 725	24 984	8
7993	Coin-operated amusement devices -----	379 036	63 678	15 550	6
7996	Amusement parks -----	1 835 385	159 067	47 073	12
7997	Membership sports and recreation clubs -----	687 755	44 449	14 443	15
7999, 84	Amusement and recreation services, including museums, n.e.c. -----	372 074	37 466	9 431	10
7999 pt.	Concession operators of amusement devices and rides -----	818 133	20 453	6 902	40
7999 pt.	Carnivals, circuses, and fairs -----	1 029 917	138 865	11 787	7
7999 pt., 84	Other recreation and amusements, including museums -----	343 476	37 720	9 713	9
80	Health services -----	719 316	59 937	27 856	12
801	Offices and clinics of doctors of medicine -----	686 080	99 275	49 966	7
8011 pt.	Offices of doctors of medicine -----	680 865	99 135	50 090	7
8011 pt.	General medical clinics -----	943 022	104 522	45 313	9
802	Offices and clinics of dentists -----	337 430	63 249	23 370	5
803	Offices and clinics of doctors of osteopathy -----	268 650	72 121	27 309	4
804	Offices and clinics of other health practitioners -----	276 093	71 262	23 883	4
8041	Offices and clinics of chiropractors -----	284 991	82 513	24 607	3
8042	Offices and clinics of optometrists -----	264 273	73 741	20 452	4
8043	Offices and clinics of podiatrists -----	208 490	73 007	21 242	3
8049	Offices and clinics of health practitioners, n.e.c. -----	301 413	61 002	25 683	5
805	Nursing and personal care facilities -----	3 096 242	35 281	18 641	88
8051	Skilled nursing care facilities -----	3 910 254	36 240	19 090	108
8052	Intermediate care facilities -----	1 438 679	29 438	16 861	49
8059	Nursing and personal care facilities, n.e.c. -----	791 559	29 521	12 695	27
806	Hospitals -----	14 336 263	55 409	28 750	259
8062	General medical and surgical hospitals -----	(D)	(D)	(D)	(D)
8063, 9	Specialty hospitals -----	(D)	(D)	(D)	(D)
807, 8, 9	Other health services -----	1 257 340	53 388	20 348	24
807	Medical and dental laboratories -----	1 319 700	91 314	30 740	14
8071	Medical laboratories -----	1 998 369	97 407	32 011	21
8072	Dental laboratories -----	244 345	50 432	22 212	5
808	Home health care services -----	1 690 607	27 669	12 804	61
809	Miscellaneous health and allied services, n.e.c. -----	920 613	74 910	27 726	12
8092	Kidney dialysis centers -----	(D)	(D)	(D)	(D)
8093	Specialty outpatient facilities, n.e.c. -----	844 053	66 323	25 870	13
8099	Health and allied services, n.e.c. -----	(D)	(D)	(D)	(D)
81	Legal services -----	732 349	118 371	42 442	6
823, 4, 9	Selected educational services -----	551 453	68 511	19 882	8
823	Libraries -----	(D)	(D)	(D)	(D)
824	Vocational schools -----	652 405	68 125	23 940	10
829	Schools and educational services, n.e.c. -----	(D)	(D)	(D)	(D)
83	Social services -----	259 341	27 983	13 469	9
835	Child day care services -----	151 155	21 483	11 037	7
832, 3, 6, 9	Other social services -----	467 451	34 471	15 897	14
87 ex. 8733	Engineering, accounting, research, management, and related services (except noncommercial research organizations) -----	1 355 447	106 733	44 017	13
871	Engineering, architectural, and surveying services -----	1 994 260	115 113	46 076	17
8711	Engineering services -----	2 738 887	120 128	48 152	23
8712	Architectural services -----	975 464	102 982	39 524	9
8713	Surveying services -----	306 609	52 401	26 548	6
872	Accounting, auditing, and bookkeeping services -----	638 333	76 819	32 303	8
873 ex. 8733	Research, development, and testing services (except noncommercial research organizations) -----	2 376 673	100 510	40 324	24
8731	Commercial physical and biological research -----	3 045 681	126 698	50 899	24
8732	Commercial economic, sociological, and educational research -----	2 013 463	80 996	31 532	25
8734	Testing laboratories -----	1 479 617	70 402	29 761	21
874	Management and public relations services -----	1 099 071	117 319	50 919	9
8741	Management services -----	1 240 949	89 478	35 032	14
8742	Management consulting services -----	1 167 349	136 870	63 734	9
8743	Public relations services -----	671 773	111 671	43 535	6
8744	Facilities support management services -----	764 800	102 658	38 772	7
8748	Business consulting services, n.e.c. -----	784 861	114 341	42 654	7
89	Services, n.e.c. -----	550 916	89 383	37 402	6

¹Based on number of employees for pay period including March 12.

Table 2b. Selected Ratios for Firms Exempt From Federal Income Tax for the State: 1992

[Includes only establishments with payroll. For meaning of abbreviations and symbols, see introductory text. For explanation of terms and comparability of 1987 and 1992 censuses, see appendix A]

SIC code	Kind of business or operation	Revenue		Expenses		Annual payroll per employee ¹ (dollars)	Employees per establishment ¹ (number)
		Per establishment (dollars)	Per employee ¹ (dollars)	Per establishment (dollars)	Per employee ¹ (dollars)		
	Total	2 340 476	56 137	2 240 677	53 744	25 511	42
7032, 704	Camps and membership lodging	244 049	44 825	218 383	40 111	11 304	5
792, 7991 pt., 7997, 7999 pt., 84	Selected amusement, recreation, and related services	855 141	48 784	817 122	46 615	18 200	18
8011 pt.; 8021 pt.; 805, 6, 8, 9	Selected health services	15 686 227	59 482	15 207 332	57 666	28 443	264
8011 pt., 8021 pt., 805	Clinics of doctors of medicine and dentists	8 818 525	89 347	8 551 475	86 641	43 571	99
	Nursing and personal care facilities	3 043 006	34 984	2 990 042	34 375	19 003	87
806	Hospitals	66 967 362	61 287	64 892 241	59 388	28 916	1 093
8062	General medical and surgical hospitals	81 891 358	62 105	79 145 253	60 023	28 301	1 319
8063, 9	Specialty hospitals	36 146 065	57 729	35 456 674	56 628	31 591	626
808, 9	Other health services	2 091 133	42 015	2 018 873	40 563	21 161	50
8111 pt.	Legal aid societies and similar legal services	717 976	51 735	710 829	51 220	29 499	14
823, 4, 9	Selected educational services	646 898	60 139	642 769	59 755	16 702	11
83	Social services	631 251	36 377	574 766	33 122	15 424	17
835	Child day care services	363 249	27 939	360 789	27 750	14 238	13
832, 3, 6, 9	Other social services	690 179	37 695	621 816	33 961	15 609	18
832	Individual and family social services	686 269	36 719	652 681	34 922	16 166	19
833	Job training and vocational rehabilitation services	742 939	20 957	736 980	20 789	10 884	35
836	Residential care	501 979	30 435	481 392	29 187	16 251	16
839	Social services, n.e.c.	1 028 928	75 770	781 657	57 561	18 165	14
861, 2, 4, 9	Selected membership organizations	436 196	48 921	405 150	45 439	15 841	9
861	Business associations	529 417	90 431	507 890	86 754	33 786	6
864	Civic, social, and fraternal associations	305 907	31 984	282 968	29 585	9 874	10
862, 9	Other membership organizations	759 086	78 987	694 387	72 254	24 640	10
873, 4 ex. 8744	Research, testing, and consulting services, except facilities support management services	5 491 591	100 849	5 176 113	95 055	43 602	54
873	Research, development, and testing services	7 186 852	100 367	6 721 158	93 863	44 175	72
874 ex. 8744	Management and public relations services, except facilities support management services	1 580 932	106 200	1 611 977	108 285	37 244	15

¹Based on number of employees for pay period including March 12.

Table 3a. Comparative Statistics for Firms Subject to Federal Income Tax for the State: 1992 and 1987

[Includes only establishments with payroll. For meaning of abbreviations and symbols, see introductory text. For explanation of terms and comparability of 1987 and 1992 censuses, see appendix A]

SIC code	Kind of business or operation	Establishments		Receipts			Annual payroll			Paid employees for pay period including March 12	
		1992 (number)	1987 (number)	1992 (\$1,000)	1987 (\$1,000)	Percent change 1987 to 1992	1992 (\$1,000)	1987 (\$1,000)	Percent change 1987 to 1992	1992 (number)	1987 (number)
	Total	46 552	44 387	38 949 158	27 015 982	44.2	15 103 463	10 434 369	44.7	545 398	523 188
70 ex. 704	Hotels, rooming houses, camps, and other lodging places (except membership lodging)	979	938	1 554 096	1 326 112	17.2	458 737	361 334	27.0	29 809	33 268
7011	Hotels and motels	810	762	1 506 826	1 287 090	17.1	447 301	351 176	27.4	29 293	32 533
7011 pt.	Hotels	397	252	1 310 472	1 046 299	25.2	397 070	291 106	36.4	25 101	26 068
7011 pt.	Hotels, 25 guestrooms or more	284	192	1 288 828	1 033 851	24.7	392 255	288 661	35.9	24 656	25 768
7011 pt.	Hotels, less than 25 guestrooms	113	60	21 644	12 448	73.9	4 815	2 445	96.9	445	300
7011 pt.	Motels, motor hotels, and tourist courts	413	510	196 354	240 791	-18.5	50 231	60 070	-16.4	4 192	6 465
7011 pt.	Motels, tourist courts	342	419	127 301	128 095	-.6	31 103	30 140	3.2	2 534	3 511
7011 pt.	Motor hotels	71	91	69 053	112 696	-38.7	19 128	29 930	-36.1	1 658	2 954
702, 3	Other lodging places	169	176	47 270	39 022	21.1	11 436	10 158	12.6	516	735
702	Rooming and boarding houses	75	86	12 133	7 171	69.2	2 956	1 709	73.0	233	190
703	Camps and recreational vehicle parks	94	90	35 137	31 851	10.3	8 480	8 449	.4	283	545

Table 3a. Comparative Statistics for Firms Subject to Federal Income Tax for the State: 1992 and 1987 — Con.

[Includes only establishments with payroll. For meaning of abbreviations and symbols, see introductory text. For explanation of terms and comparability of 1987 and 1992 censuses, see appendix A]

SIC code	Kind of business or operation	Establishments		Receipts			Annual payroll			Paid employees for pay period including March 12	
		1992 (number)	1987 (number)	1992 (\$1,000)	1987 (\$1,000)	Percent change 1987 to 1992	1992 (\$1,000)	1987 (\$1,000)	Percent change 1987 to 1992	1992 (number)	1987 (number)
80	Health services -----	10 602	10 265	7 626 190	4 680 569	62.9	3 544 287	2 100 802	68.7	127 237	107 643
801	Offices and clinics of doctors of medicine ---	4 524	4 659	3 103 826	1 953 422	58.9	1 562 174	957 542	63.1	31 265	26 805
8011 pt.	Offices of doctors of medicine -----	4 434	4 573	3 018 954	1 881 547	60.5	1 525 380	923 736	65.1	30 453	25 133
8011 pt.	General medical clinics -----	90	86	84 872	71 875	18.1	36 794	33 806	8.8	812	1 672
802	Offices and clinics of dentists -----	2 941	2 898	992 382	709 154	39.9	366 668	251 328	45.9	15 690	14 728
803	Offices and clinics of doctors of osteopathy --	40	21	10 746	2 211	386.0	4 069	673	504.6	149	39
804	Offices and clinics of other health practitioners -----	1 679	1 322	463 560	239 928	93.2	155 358	72 907	113.1	6 505	4 410
8041	Offices and clinics of chiropractors -----	575	384	163 870	72 194	127.0	48 870	19 837	146.4	1 986	1 205
8042	Offices and clinics of optometrists -----	370	373	97 781	77 067	26.9	27 119	19 892	36.3	1 326	1 284
8043	Offices and clinics of podiatrists -----	208	206	43 366	27 499	57.7	12 618	7 081	78.2	594	474
8049	Offices and clinics of health practitioners, n.e.c. -----	526	359	158 543	63 168	151.0	66 751	26 097	155.8	2 599	1 447
805	Nursing and personal care facilities -----	557	592	1 724 607	1 036 382	66.4	911 186	516 654	76.4	48 882	42 140
8051	Skilled nursing care facilities -----	389	385	1 521 089	892 221	70.5	801 285	439 738	82.2	41 973	34 631
8052	Intermediate care facilities -----	109	107	156 816	90 923	72.5	89 817	49 459	81.6	5 327	4 427
8059	Nursing and personal care facilities, n.e.c. -	59	100	46 702	53 238	-12.3	20 084	27 457	-26.9	1 582	3 082
806	Hospitals -----	19	19	272 389	210 171	29.6	141 334	97 210	45.4	4 916	5 030
807, 8, 9	Other health services -----	842	754	1 058 680	529 301	100.0	403 498	204 488	97.3	19 830	14 491
807	Medical and dental laboratories -----	367	380	484 330	237 127	104.2	163 044	83 495	95.3	5 304	3 893
8071	Medical laboratories -----	225	215	449 633	232 005	93.8	147 762	76 303	93.7	4 616	3 362
8072	Dental laboratories -----	142	165	34 697	33 350	4.0	15 282	14 903	2.5	688	839
808	Home health care services -----	178	138	300 928	115 687	160.1	139 254	59 371	134.5	10 876	7 528
809	Miscellaneous health and allied services, n.e.c. -----	297	236	273 422	176 487	54.9	101 200	61 622	64.2	3 650	3 070
8092	Kidney dialysis centers -----	18	9	(D)	24 887	(D)	(D)	7 653	(D)	EE	387
8093	Specialty outpatient facilities, n.e.c. -----	190	126	160 370	68 861	132.9	62 553	26 843	133.0	2 418	1 190
8099	Health and allied services, n.e.c. -----	89	101	(D)	82 739	(D)	(D)	27 126	(D)	FF	1 493
81	Legal services -----	4 462	4 042	3 267 741	2 137 372	52.9	1 171 659	773 666	51.4	27 606	25 765
823, 4, 9	Selected educational services -----	448	346	247 051	141 694	74.4	71 694	45 997	55.9	3 606	2 800
823	Libraries -----	2	2	(D)	(D)	(D)	(D)	(D)	(D)	AA	AA
824	Vocational schools -----	111	74	72 417	71 193	1.7	25 448	25 255	.8	1 063	1 205
829	Schools and educational services, n.e.c. -----	335	270	(D)	(D)	(D)	(D)	(D)	(D)	HH	GG
83	Social services -----	1 225	1 091	317 693	205 319	54.7	152 917	93 172	64.1	11 353	10 447
835	Child day care services -----	806	665	121 831	68 508	77.8	62 589	34 160	83.2	5 671	4 481
832, 3, 6, 9	Other social services -----	419	426	195 862	136 811	43.2	90 328	59 012	53.1	5 682	5 966
87 ex. 8733	Engineering, accounting, research, management, and related services (except noncommercial research organizations) -----	6 635	6 245	8 993 390	6 689 216	34.4	3 708 944	2 810 503	32.0	84 261	86 873
871	Engineering, architectural, and surveying services -----	2 019	2 078	4 026 410	3 494 747	15.2	1 611 641	1 444 767	11.6	34 978	41 225
8711	Engineering services -----	1 248	1 189	3 418 131	2 914 146	17.3	1 370 108	1 195 885	14.6	28 454	32 659
8712	Architectural services -----	556	636	542 358	476 047	13.9	208 135	193 913	7.3	5 266	6 212
8713	Surveying services -----	215	253	65 921	104 554	-37.0	33 398	54 969	-39.2	1 258	2 354
872	Accounting, auditing, and bookkeeping services -----	1 767	1 615	1 127 934	808 520	39.5	474 306	343 224	38.2	14 683	13 134
873 ex. 8733	Research, development, and testing services (except noncommercial research organizations) -----	554	484	1 316 677	688 227	91.3	528 249	289 809	82.3	13 100	10 250
8731	Commercial physical and biological research -----	257	187	782 740	446 971	75.1	314 451	194 979	61.3	6 178	5 644
8732	Commercial economic, sociological, and educational research -----	177	196	356 383	163 193	118.4	138 742	60 746	128.4	4 400	3 057
8734	Testing laboratories -----	120	101	177 554	78 063	127.4	75 056	34 084	120.2	2 522	1 549
874	Management and public relations services ---	2 295	2 068	2 522 369	1 697 722	48.6	1 094 748	732 703	49.4	21 500	22 264
8741	Management services -----	526	541	652 739	563 920	15.8	255 562	225 570	13.3	7 295	8 917
8742	Management consulting services -----	1 297	1 079	1 514 052	903 701	67.5	705 024	403 287	74.8	11 062	9 782
8743	Public relations services -----	128	138	85 987	(D)	(D)	33 522	(D)	(D)	770	FF
8744	Facilities support management services ---	20	5	15 296	(D)	(D)	5 777	(D)	(D)	149	FF
8748	Business consulting services, n.e.c. -----	324	305	254 295	140 379	81.1	94 863	53 297	78.0	2 224	1 922
89	Services, n.e.c. -----	428	686	235 792	150 589	56.6	98 666	57 458	71.7	2 638	2 173

Table 3b. Comparative Statistics for Firms Exempt From Federal Income Tax for the State: 1992 and 1987

[Includes only establishments with payroll. For meaning of abbreviations and symbols, see introductory text. For explanation of terms and comparability of 1987 and 1992 censuses, see appendix A]

SIC code	Kind of business or operation	Establishments		Expenses			Annual payroll			Paid employees for pay period including March 12	
		1992 (number)	1987 (number)	1992 (\$1,000)	1987 (\$1,000)	Percent change 1987 to 1992	1992 (\$1,000)	1987 (\$1,000)	Percent change 1987 to 1992	1992 (number)	1987 (number)
	Total -----	7 238	6 005	16 218 017	10 718 188	51.3	7 698 335	5 058 095	52.2	301 766	277 579
7032, 704	Camps and membership lodging -----	81	76	17 689	11 812	49.8	4 985	3 202	55.7	441	241
792, 7991 pt., 7997, 7999 pt., 84	Selected amusement, recreation, and related services -----	531	440	433 892	282 541	53.6	169 409	107 880	57.0	9 308	8 636
792	Theatrical producers (except motion picture), bands, orchestras, and entertainers -----	93	72	117 157	67 894	72.6	41 097	24 925	64.9	2 280	2 425
7991 pt., 7997	Gymnasiums, athletic clubs, and membership sports and recreation clubs -----	281	239	183 707	111 459	64.8	74 086	43 281	71.2	3 934	3 367
7999 pt. 84	Fairs -----	6	6	11 205	9 967	12.4	2 758	1 877	46.9	114	76
	Museums, art galleries, and botanical and zoological gardens -----	151	123	121 823	93 221	30.7	51 468	37 797	36.2	2 980	2 768
8011 pt.; 8021 pt.; 805, 6, 8, 9	Selected health services -----	744	617	11 314 255	7 091 734	59.5	5 580 542	3 585 945	55.6	196 203	180 280
8011 pt., 8021 pt.	Clinics of doctors of medicine and dentists -----	120	66	1 026 177	532 779	92.6	516 052	187 615	175.1	11 844	7 404
805	Nursing and personal care facilities -----	168	105	502 327	252 903	98.6	277 697	139 989	98.4	14 613	11 274
806	Hospitals -----	141	158	9 149 806	6 017 814	52.0	4 455 037	3 104 868	43.5	154 068	151 517
808, 9	Other health services -----	315	288	635 945	288 238	120.6	331 756	153 473	116.2	15 678	10 085
808	Home health care services -----	127	110	354 285	121 103	192.5	193 688	67 875	185.4	9 892	5 191
809	Miscellaneous health and allied services, n.e.c. -----	188	178	281 660	167 135	68.5	138 068	85 598	61.3	5 786	4 894
8111 pt.	Legal aid societies and similar legal services -----	41	29	29 144	17 027	71.2	16 785	9 467	77.3	569	442
823, 4, 9	Selected educational services -----	333	244	214 042	101 435	111.0	59 827	46 051	29.9	3 582	3 309
83	Social services -----	3 473	2 631	1 996 164	1 365 775	46.2	929 556	608 215	52.8	60 267	53 210
835	Child day care services -----	626	559	225 854	119 304	89.3	115 886	68 877	68.3	8 139	7 081
832, 3, 6, 9	Other social services -----	2 847	2 072	1 770 310	1 246 471	42.0	813 670	539 338	50.9	52 128	46 129
861, 2, 4, 9	Selected membership organizations -----	1 744	1 750	706 582	594 535	18.8	246 320	217 341	13.3	15 550	17 817
861	Business associations -----	309	276	156 938	126 704	23.9	61 118	53 135	15.0	1 809	2 318
864	Civic, social, and fraternal associations -----	1 086	1 119	307 303	247 345	24.2	102 559	95 395	7.5	10 387	11 755
862, 9	Other membership organizations -----	349	355	242 341	220 486	9.9	82 643	68 811	20.1	3 354	3 744
873, 4 ex. 8744	Research, testing, and consulting services, except facilities support management services -----	291	218	1 506 249	1 253 329	20.2	690 911	479 994	43.9	15 846	13 644
873	Research, development, and testing services -----	203	164	1 364 395	1 193 510	14.3	642 121	462 552	38.8	14 536	13 044
8731	Commercial physical and biological research -----	24	10	836 300	898 145	-6.9	436 116	345 446	26.2	8 661	8 515
8732	Commercial economic, sociological, and educational research -----	33	19	(D)	19 389	(D)	(D)	8 643	(D)	EE	331
8733	Noncommercial research organizations -----	142	128	474 706	261 672	81.4	183 666	100 457	82.8	5 204	3 989
8734	Testing laboratories -----	4	7	(D)	14 304	(D)	(D)	8 006	(D)	CC	209
874 ex. 8744	Management and public relations services, except facilities support management services -----	88	54	141 854	59 819	137.1	48 790	17 442	179.7	1 310	600

Table 4. Summary Statistics for Firms Subject to Federal Income Tax for Counties and for

[Includes only establishments with payroll. For meaning of abbreviations and symbols, see introductory text. For explanation of terms and comparability of 1987 and 1992 censuses, see

	Geographic area	Estab-lish-ments (number)	Receipts (\$1,000)	Annual payroll (\$1,000)	First-quarter payroll (\$1,000)	Paid employees for pay period including March 12 (number)	Selected kind-of-business or operation groups							
							Hotels, rooming houses, camps, and other lodging places (except membership lodging) (SIC 70 ex. 704)		Personal services (SIC 72)		Business services (SIC 73)		Automotive repair, services, and parking (SIC 75)	
							Number	Receipts (\$1,000)	Number	Receipts (\$1,000)	Number	Receipts (\$1,000)	Number	Receipts (\$1,000)
	Worcester County—Con.													
1	Grafton town -----	67	22 169	8 923	1 976	404	—	—	12	916	19	6 298	5	942
2	Harvard town -----	64	18 131	6 756	1 410	207	—	—	4	257	17	3 423	1	(D)
3	Holden town -----	83	26 820	11 391	2 515	542	—	—	15	2 004	13	1 389	1	(D)
4	Leicester town -----	35	6 441	2 487	610	211	1	(D)	3	(D)	5	(D)	8	1 855
5	Leominster -----	267	114 635	43 464	10 425	2 299	5	6 664	34	5 080	34	16 608	28	8 043
6	Millford town -----	204	78 858	30 643	6 931	1 403	2	(D)	30	3 674	22	12 064	19	6 106
7	Millbury town -----	47	19 797	6 314	1 612	312	—	—	9	675	10	(D)	6	1 164
8	Northborough town -----	111	55 206	22 996	5 291	962	—	—	11	2 261	28	15 096	8	7 376
9	Northbridge town -----	62	28 015	12 257	2 606	578	—	—	18	1 665	9	6 320	7	1 727
10	Oxford town -----	44	11 777	4 153	939	264	—	—	7	681	6	1 008	4	770
11	Shrewsbury town -----	162	57 299	18 705	4 418	1 096	3	(D)	27	4 631	31	8 841	16	7 979
12	Southbridge town -----	107	36 959	10 613	2 337	508	—	—	19	2 125	11	1 439	12	2 732
13	Spencer town -----	45	9 105	2 744	644	221	—	—	5	887	6	1 285	7	1 735
14	Uxbridge town -----	40	7 335	2 630	536	144	1	(D)	7	716	9	1 235	4	999
15	Webster town -----	97	32 099	13 474	3 091	821	3	(D)	19	2 137	9	2 443	9	2 369
16	Westborough town -----	190	369 037	143 148	33 177	5 456	2	(D)	25	4 335	55	257 618	12	4 884
17	Worcester -----	1 333	953 051	400 629	92 449	16 672	9	16 474	145	44 394	206	102 484	147	123 207
18	Balance of county -----	811	359 131	119 123	25 840	6 471	36	23 816	94	(D)	145	114 690	108	(D)

Places With 2,500 Inhabitants or More: 1992 —Con.

appendix A. For information on geographic areas followed by ▲, see appendix F]

Selected kind-of-business or operation groups —Con.														
Miscellaneous repair services (SIC 76)		Amusement and recreation services, including motion pictures and museums (SIC 78, 79, 84)		Health services (SIC 80)		Legal services (SIC 81)		Selected educational services (SIC 823, 4, 9)		Social services (SIC 83)		Engineering, accounting, research, management, and related services (except noncommercial research organizations) (SIC 87 ex. 8733)		
Number	Receipts (\$1,000)	Number	Receipts (\$1,000)	Number	Receipts (\$1,000)	Number	Receipts (\$1,000)	Number	Receipts (\$1,000)	Number	Receipts (\$1,000)	Number	Receipts (\$1,000)	
—	—	4	295	13	5 583	3	330	—	—	3	(D)	6	820	1
2	(D)	1	(D)	10	2 593	2	(D)	—	—	2	(D)	22	6 269	2
3	600	2	(D)	28	14 675	5	1 591	—	—	2	(D)	13	5 261	3
4	394	3	(D)	3	(D)	—	—	—	—	3	886	5	341	4
21	7 510	18	8 256	65	46 258	21	4 701	—	—	14	(D)	24	6 584	5
3	(D)	9	3 440	66	29 798	22	8 331	2	(D)	9	2 077	20	6 805	6
7	1 033	3	(D)	7	2 605	2	(D)	—	—	—	—	3	1 313	7
3	(D)	5	(D)	20	10 055	6	1 573	2	(D)	4	214	20	8 981	8
1	(D)	2	(D)	15	15 261	3	734	—	—	3	(D)	4	806	9
1	(D)	4	(D)	10	4 515	5	808	1	(D)	1	(D)	5	(D)	10
4	1 451	13	6 112	33	16 538	5	1 070	—	—	10	2 234	19	7 031	11
3	(D)	7	858	38	23 993	8	2 015	2	(D)	—	—	7	2 124	12
—	—	4	(D)	12	2 799	4	953	—	—	1	(D)	6	805	13
5	1 656	4	255	3	(D)	3	(D)	—	—	—	—	4	1 321	14
3	463	9	3 326	31	18 377	7	626	—	—	2	(D)	5	951	15
2	(D)	8	3 190	37	35 572	8	1 719	4	355	8	1 730	25	48 079	16
52	17 604	48	20 627	373	401 132	176	116 694	17	(D)	19	5 525	137	99 154	17
35	15 008	67	33 605	138	76 906	31	5 302	12	3 030	40	4 886	94	31 233	18

Table 5. Summary Statistics for Firms Subject to Federal Income Tax for Places With 350 Establishments or More: 1992

[Includes only establishments with payroll. For meaning of abbreviations and symbols, see introductory text. For explanation of terms and comparability of 1987 and 1992 censuses, see appendix A. For information on geographic areas followed by ▲, see appendix F]

SIC code	Geographic area and kind of business or operation	Establishments (number)	Receipts (\$1,000)	Annual payroll (\$1,000)	First-quarter payroll (\$1,000)	Paid employees for pay period including March 12 (number)
BARNSTABLE						
	Total	558	252 132	94 440	20 375	4 356
70 ex. 704	Hotels, rooming houses, camps, and other lodging places (except membership lodging)	32	24 801	6 859	1 170	553
7011	Hotels and motels	32	24 801	6 859	1 170	553
7011 pt.	Hotels	14	16 703	4 168	808	383
7011 pt.	Motels, motor hotels, and tourist courts	18	8 098	2 691	362	170
702, 3	Other lodging places	—	—	—	—	—
72	Personal services	68	15 887	5 333	1 118	435
721	Laundry, cleaning, and garment services	17	5 790	2 327	432	134
7211	Power laundries, family and commercial*	—	—	—	—	—
7213	Linen supply*	3	(D)	(D)	(D)	BB
7215	Coin-operated laundries and drycleaning	5	(D)	(D)	(D)	BB
7216	Drycleaning plants, except rug cleaning*	5	1 584	638	139	37
7217	Carpet and upholstery cleaning	2	(D)	(D)	(D)	AA
7218	Industrial laundriers*	—	—	—	—	—
7212, 9	Other laundry, cleaning, and garment services*	2	(D)	(D)	(D)	AA
722	Photographic studios, portrait	3	(D)	(D)	(D)	AA
723, 4	Beauty and barber shops	33	5 187	1 910	425	173
723	Beauty shops	33	5 187	1 910	425	173
724	Barber shops	—	—	—	—	—
725	Shoe repair shops and shoeshine parlors	—	—	—	—	—
726	Funeral service and crematories	2	(D)	(D)	(D)	AA
729	Miscellaneous personal services	13	(D)	(D)	(D)	CC
73	Business services	71	39 710	13 260	2 988	835
731	Advertising	5	1 082	248	65	15
732	Consumer credit reporting agencies, mercantile reporting agencies, and adjustment and collection agencies	2	(D)	(D)	(D)	BB
733	Mailing, reproduction, commercial art and photography, and stenographic services	4	656	146	26	9
734	Services to dwellings and other buildings	14	4 037	1 396	285	81
735	Miscellaneous equipment rental and leasing	5	2 160	500	93	18
736	Personnel supply services	6	(D)	(D)	(D)	EE
737	Computer programming, data processing, and other computer related services	13	(D)	(D)	(D)	EE
7371, 2, 3	Computer programming, prepackaged software, and integrated systems	5	(D)	(D)	(D)	BB
7374, 5, 6	Data processing services	3	(D)	(D)	(D)	CC
7377, 8, 9	Computer rental and leasing, maintenance, and related services, n.e.c.	5	(D)	(D)	(D)	BB
738	Miscellaneous business services	22	(D)	(D)	(D)	CC
75	Automotive repair, services, and parking	40	15 298	3 924	926	170
751	Automotive rental and leasing, without drivers	3	(D)	(D)	(D)	AA
752	Automobile parking	3	(D)	(D)	(D)	AA
753	Automotive repair shops	32	12 879	3 477	822	127
7532	Top, body, and upholstery repair shops and paint shops	9	(D)	(D)	(D)	BB
7538	General automotive repair shops	14	4 927	1 090	262	46
7533, 4, 6, 7, 9	Other automotive repair shops	9	(D)	(D)	(D)	BB
754	Automotive services, except repair	2	(D)	(D)	(D)	AA
76	Miscellaneous repair services	17	9 794	3 240	735	109
762	Electrical repair shops	5	4 634	2 011	481	72
7622	Radio and television repair shops	—	—	—	—	—
7623, 9	Other electrical and electronic repair shops	5	4 634	2 011	481	72
763	Watch, clock, and jewelry repair	—	—	—	—	—
764	Reupholstery and furniture repair	3	346	159	40	7
769	Miscellaneous repair and related services	9	4 814	1 070	214	30
78, 79, 84	Amusement and recreation services, including motion pictures and museums	31	11 214	2 471	380	129
781, 2	Motion picture production, distribution, and services	1	(D)	(D)	(D)	AA
783	Motion picture theaters	3	(D)	(D)	(D)	BB
784	Video tape rental	5	1 313	190	52	21
792	Theatrical producers (except motion picture), bands, orchestras, and entertainers	1	(D)	(D)	(D)	AA
793	Bowling centers	1	(D)	(D)	(D)	AA
79 ex. 792, 3, 84	Commercial sports and other amusement and recreation services, including museums	20	5 038	1 145	177	69
80	Health services	148	94 477	44 154	9 635	1 563
801	Offices and clinics of doctors of medicine	58	42 132	20 700	4 015	361
802	Offices and clinics of dentists	35	12 175	4 449	996	164
803	Offices and clinics of doctors of osteopathy	—	—	—	—	—
804	Offices and clinics of other health practitioners	28	8 645	2 832	640	93
805	Nursing and personal care facilities	5	20 429	11 047	2 930	525
806	Hospitals	—	—	—	—	—
807, 8, 9	Other health services	22	11 096	5 126	1 054	420
81	Legal services	74	22 357	8 331	1 844	267
823, 4, 9	Selected educational services	4	621	150	34	17

Table 5. Summary Statistics for Firms Subject to Federal Income Tax for Places With 350 Establishments or More: 1992 — Con.

[Includes only establishments with payroll. For meaning of abbreviations and symbols, see introductory text. For explanation of terms and comparability of 1987 and 1992 censuses, see appendix A. For information on geographic areas followed by ▲, see appendix F]

SIC code	Geographic area and kind of business or operation	Establishments (number)	Receipts (\$1,000)	Annual payroll (\$1,000)	First-quarter payroll (\$1,000)	Paid employees for pay period including March 12 (number)
BARNSTABLE—Con.						
83	Social services	11	2 099	1 100	261	98
835	Child day care services	9	(D)	(D)	(D)	BB
832, 3, 6, 9	Other social services	2	(D)	(D)	(D)	BB
87 ex. 8733	Engineering, accounting, research, management, and related services (except noncommercial research organizations)	57	15 506	5 508	1 259	174
871	Engineering, architectural, and surveying services	12	(D)	(D)	(D)	BB
872	Accounting, auditing, and bookkeeping services	19	4 197	1 766	374	50
873 ex. 8733	Research, development, and testing services (except noncommercial research organizations)	2	(D)	(D)	(D)	AA
874	Management and public relations services	24	7 597	2 025	522	82
89	Services, n.e.c.	5	368	110	25	6
BOSTON						
	Total	5 659	8 478 459	3 475 346	792 042	102 252
70 ex. 704	Hotels, rooming houses, camps, and other lodging places (except membership lodging)	69	578 849	174 363	39 316	8 890
7011	Hotels and motels	58	574 802	173 390	39 122	8 823
7011 pt.	Hotels	42	(D)	(D)	(D)	II
7011 pt.	Hotels, 25 guestrooms or more	39	(D)	(D)	(D)	II
7011 pt.	Hotels, less than 25 guestrooms	3	(D)	(D)	(D)	AA
7011 pt.	Motels, motor hotels, and tourist courts	16	(D)	(D)	(D)	EE
7011 pt.	Motels, tourist courts	14	(D)	(D)	(D)	CC
7011 pt.	Motor hotels	2	(D)	(D)	(D)	CC
702, 3	Other lodging places	11	4 047	973	194	67
702	Rooming and boarding houses	11	4 047	973	194	67
703	Camps and recreational vehicle parks	—	—	—	—	—
72	Personal services	508	150 214	52 658	12 408	3 427
721	Laundry, cleaning, and garment services	169	65 752	24 066	5 663	1 355
7211	Power laundries, family and commercial*	8	3 653	1 663	414	136
7213	Linen supply*	6	(D)	(D)	(D)	EE
7215	Coin-operated laundries and drycleaning	41	(D)	(D)	(D)	BB
7216	Drycleaning plants, except rug cleaning*	72	15 172	5 361	1 314	399
7217	Carpet and upholstery cleaning	1	(D)	(D)	(D)	AA
7218	Industrial launderers*	6	15 103	5 005	1 222	213
7212, 9	Other laundry, cleaning, and garment services*	35	(D)	(D)	(D)	CC
7212	Garment pressing, and agents for laundries and drycleaners	15	(D)	(D)	(D)	BB
7219	Laundry and garment services, n.e.c.*	20	(D)	(D)	(D)	CC
722	Photographic studios, portrait	11	(D)	(D)	(D)	BB
723, 4	Beauty and barber shops	248	49 329	20 101	4 664	1 396
723	Beauty shops	229	(D)	(D)	(D)	GG
724	Barber shops	19	(D)	(D)	(D)	BB
725	Shoe repair shops and shoeshine parlors	9	852	340	88	27
726	Funeral service and crematories	34	18 388	3 690	863	153
729	Miscellaneous personal services	37	(D)	(D)	(D)	EE
7291	Tax return preparation services	6	(D)	(D)	(D)	BB
7299	Miscellaneous personal services, n.e.c.	31	(D)	(D)	(D)	EE
73	Business services	1 102	1 742 855	668 664	151 091	29 344
731	Advertising	117	(D)	(D)	(D)	GG
7311	Advertising agencies	96	(D)	(D)	(D)	GG
7312	Outdoor advertising services	1	(D)	(D)	(D)	AA
7313	Radio, television, publishers' advertising representatives	16	18 097	5 630	1 343	112
7319	Advertising, n.e.c.	4	(D)	(D)	(D)	BB
732	Consumer credit reporting agencies, mercantile reporting agencies, and adjustment and collection agencies	13	(D)	(D)	(D)	CC
7322	Adjustment and collection services	8	(D)	(D)	(D)	CC
7323	Credit reporting services	5	2 558	715	210	23
733	Mailing, reproduction, commercial art and photography, and stenographic services	197	123 252	35 416	8 375	1 163
7331	Direct mail advertising services	16	(D)	(D)	(D)	EE
7334	Photocopying and duplicating services	26	17 957	4 946	1 216	242
7335, 6	Commercial photography, art, and graphics	130	(D)	(D)	(D)	FF
7335	Commercial photography	38	10 463	3 058	658	97
7336	Commercial art and graphic design	92	(D)	(D)	(D)	EE
7338	Secretarial and court reporting services	25	(D)	(D)	(D)	BB
734	Services to dwellings and other buildings	119	149 652	96 756	23 547	6 813
7342	Disinfecting and pest control services	12	2 947	1 559	325	58
7349	Building cleaning and maintenance services, n.e.c.	107	146 705	95 197	23 222	6 755
735	Miscellaneous equipment rental and leasing	55	283 035	37 182	9 005	2 536
7352	Medical equipment rental and leasing	3	(D)	(D)	(D)	BB
7353	Heavy construction equipment rental and leasing	19	(D)	(D)	(D)	EE
7359	Equipment rental and leasing, n.e.c.	33	(D)	(D)	(D)	GG
736	Personnel supply services	164	(D)	(D)	(D)	II
7361	Employment agencies	84	(D)	(D)	(D)	FF
7363	Help supply services	80	117 007	75 340	17 277	6 233
7363 pt.	Temporary help supply	74	106 553	71 353	16 381	6 117
7363 pt.	Help supply, except temporary	6	10 454	3 987	896	116

Table 5. Summary Statistics for Firms Subject to Federal Income Tax for Places With 350 Establishments or More: 1992 — Con.

[Includes only establishments with payroll. For meaning of abbreviations and symbols, see introductory text. For explanation of terms and comparability of 1987 and 1992 censuses, see appendix A. For information on geographic areas followed by ▲, see appendix F]

SIC code	Geographic area and kind of business or operation	Establishments (number)	Receipts (\$1,000)	Annual payroll (\$1,000)	First-quarter payroll (\$1,000)	Paid employees for pay period including March 12 (number)
BOSTON—Con.						
73	Business services—Con.					
737	Computer programming, data processing, and other computer related services -----	187	494 605	153 535	36 801	3 573
7371, 2, 3	Computer programming, prepackaged software, and integrated systems -----	107	(D)	(D)	(D)	GG
7371	Computer programming services -----	65	(D)	(D)	(D)	FF
7372	Prepackaged software -----	29	(D)	(D)	(D)	FF
7373	Computer integrated systems -----	13	146 993	37 806	8 958	1 157
7374, 5, 6	Data processing services -----	37	(D)	(D)	(D)	FF
7374, 5	Computer processing, information retrieval -----	37	(D)	(D)	(D)	FF
7376	Computer facilities management services -----	—	—	—	—	—
7377, 8, 9	Computer rental and leasing, maintenance, and related services, n.e.c. -----	43	(D)	(D)	(D)	EE
7377	Computer rental and leasing -----	3	(D)	(D)	(D)	BB
7378	Computer maintenance and repair -----	6	2 856	772	180	22
7379	Computer related services, n.e.c. -----	34	19 359	9 215	2 238	183
738	Miscellaneous business services -----	250	(D)	(D)	(D)	II
7381, 2	Detective agencies and protective services -----	62	83 221	49 384	11 743	4 232
7381	Detective, guard, and armored car services -----	59	(D)	(D)	(D)	HH
7382	Security systems services -----	3	(D)	(D)	(D)	EE
7383	News syndicates -----	8	12 153	3 631	864	91
7384	Photofinishing laboratories* -----	30	(D)	(D)	(D)	CC
7389	Business services, n.e.c. -----	150	201 012	69 708	13 189	1 656
7389 pt.	Sign painting shops -----	4	(D)	(D)	(D)	AA
7389 pt.	Interior designing -----	11	7 495	1 890	538	37
7389 pt.	Telephone answering services -----	12	(D)	(D)	(D)	CC
7389 pt.	Other business services -----	123	189 076	65 730	12 165	1 459
75	Automotive repair, services, and parking -----	424	375 655	72 768	17 216	3 568
751	Automotive rental and leasing, without drivers -----	33	(D)	(D)	(D)	GG
7513	Truck rental and leasing, without drivers -----	9	(D)	(D)	(D)	BB
7514, 5	Passenger car rental and leasing -----	24	(D)	(D)	(D)	GG
7514	Passenger car rental -----	22	190 184	25 066	5 961	1 352
7515	Passenger car leasing -----	2	(D)	(D)	(D)	AA
7519	Utility trailer and recreational vehicle rental -----	—	—	—	—	—
752	Automobile parking -----	140	(D)	(D)	(D)	FF
753	Automotive repair shops -----	219	82 547	23 994	5 496	985
7532	Top, body, and upholstery repair shops and paint shops -----	77	27 826	8 112	1 947	355
7532 pt.	Top and body repair shops -----	73	(D)	(D)	(D)	EE
7532 pt.	Paint shops -----	4	(D)	(D)	(D)	AA
7538	General automotive repair shops -----	99	34 021	9 968	2 286	420
7538 pt.	General automotive repair shops, except diesel -----	95	(D)	(D)	(D)	EE
7538 pt.	Diesel repair shops -----	4	(D)	(D)	(D)	BB
7533, 4, 6, 7, 9	Other automotive repair shops -----	43	20 700	5 914	1 263	210
7533	Automotive exhaust system repair shops -----	10	(D)	(D)	(D)	BB
7534	Tire retreading and repair shops -----	1	(D)	(D)	(D)	AA
7536	Automotive glass replacement shops -----	14	4 217	1 215	238	48
7537	Automotive transmission repair shops -----	8	3 409	1 114	257	39
7539	Automotive repair shops, n.e.c. -----	10	(D)	(D)	(D)	BB
7539 pt.	Radiator repair -----	2	(D)	(D)	(D)	AA
7539 pt.	Brake, front end, and wheel alignment -----	4	(D)	(D)	(D)	BB
7539 pt.	Automotive electrical and fuel system services -----	4	1 176	286	52	12
7539 pt.	Other automotive repair shops, n.e.c. -----	—	—	—	—	—
754	Automotive services, except repair -----	32	(D)	(D)	(D)	EE
7542	Carwashes -----	11	(D)	(D)	(D)	BB
7549	Automotive services, except repair and carwashes -----	21	(D)	(D)	(D)	CC
76	Miscellaneous repair services -----	106	43 793	13 795	3 497	565
762	Electrical repair shops -----	21	(D)	(D)	(D)	CC
7622	Radio and television repair shops -----	5	2 628	767	218	35
7623, 9	Other electrical and electronic repair shops -----	16	(D)	(D)	(D)	CC
7623	Refrigeration and air-conditioning service and repair shops -----	2	(D)	(D)	(D)	BB
7629	Electrical and electronic repair shops, n.e.c. -----	14	(D)	(D)	(D)	BB
763	Watch, clock, and jewelry repair -----	21	4 166	1 221	280	55
764	Reupholstery and furniture repair -----	12	(D)	(D)	(D)	BB
769	Miscellaneous repair and related services -----	52	(D)	(D)	(D)	EE
7692	Welding repair -----	4	848	158	40	7
7694	Armature rewinding shops -----	1	(D)	(D)	(D)	AA
7699	Repair shops and related services, n.e.c. -----	47	(D)	(D)	(D)	EE
78, 79, 84	Amusement and recreation services, including motion pictures and museums -----	258	389 437	158 909	34 034	3 904
781, 2	Motion picture production, distribution, and services -----	53	(D)	(D)	(D)	FF
783	Motion picture theaters -----	14	(D)	(D)	(D)	CC
7832	Motion picture theaters, except drive-in -----	13	(D)	(D)	(D)	CC
7833	Drive-in motion picture theaters -----	1	(D)	(D)	(D)	AA
784	Video tape rental -----	35	(D)	(D)	(D)	EE
792	Theatrical producers (except motion picture), bands, orchestras, and entertainers -----	41	(D)	(D)	(D)	FF
7922	Theatrical producers (except motion picture) and miscellaneous theatrical services -----	32	33 607	7 795	1 363	550
7929	Bands, orchestras, actors, and other entertainers and entertainment groups -----	9	(D)	(D)	(D)	BB
793	Bowling centers -----	8	(D)	(D)	(D)	BB

Table 5. Summary Statistics for Firms Subject to Federal Income Tax for Places With 350 Establishments or More: 1992 — Con.

[Includes only establishments with payroll. For meaning of abbreviations and symbols, see introductory text. For explanation of terms and comparability of 1987 and 1992 censuses, see appendix A. For information on geographic areas followed by ▲, see appendix F]

SIC code	Geographic area and kind of business or operation	Establishments (number)	Receipts (\$1,000)	Annual payroll (\$1,000)	First-quarter payroll (\$1,000)	Paid employees for pay period including March 12 (number)
BOSTON—Con.						
78, 79, 84	Amusement and recreation services, including motion pictures and museums—Con.					
79 ex. 792, 3, 84	Commercial sports and other amusement and recreation services, including museums	107	188 813	122 354	25 833	2 201
794	Commercial sports	13	(D)	(D)	(D)	GG
7941	Professional sports clubs, managers, promoters	9	(D)	(D)	(D)	FF
7948	Racing, including track operation	4	(D)	(D)	(D)	EE
79 ex. 792, 3, 4; 84	Other amusement and recreation services, including museums	94	(D)	(D)	(D)	FF
791	Dance studios, schools, and halls	6	(D)	(D)	(D)	BB
7991	Physical fitness facilities	29	(D)	(D)	(D)	FF
7992	Public golf courses	3	488	196	18	6
7993	Coin-operated amusement devices	4	(D)	(D)	(D)	BB
7996	Amusement parks	—	—	—	—	—
7997	Membership sports and recreation clubs	13	(D)	(D)	(D)	CC
7999, 84	Amusement and recreation services, including museums, n.e.c.	39	(D)	(D)	(D)	CC
7999 pt.	Concession operators of amusement devices and rides	1	(D)	(D)	(D)	AA
7999 pt.	Carnivals, circuses, and fairs	2	(D)	(D)	(D)	AA
7999 pt., 84	Other recreation and amusements, including museums	36	(D)	(D)	(D)	CC
80	Health services	868	785 733	381 603	88 163	10 540
801	Offices and clinics of doctors of medicine	429	421 103	223 954	48 841	2 911
8011 pt.	Offices of doctors of medicine	422	(D)	(D)	(D)	HH
8011 pt.	General medical clinics	7	(D)	(D)	(D)	BB
802	Offices and clinics of dentists	205	78 595	25 950	5 912	1 047
803	Offices and clinics of doctors of osteopathy	3	(D)	(D)	(D)	AA
804	Offices and clinics of other health practitioners	103	36 519	15 157	3 164	501
8041	Offices and clinics of chiropractors	30	11 981	3 768	794	112
8042	Offices and clinics of optometrists	30	6 495	1 943	371	95
8043	Offices and clinics of podiatrists	11	(D)	(D)	(D)	BB
8049	Offices and clinics of health practitioners, n.e.c.	32	(D)	(D)	(D)	EE
805	Nursing and personal care facilities	50	148 265	79 102	21 672	4 500
8051	Skilled nursing care facilities	30	(D)	(D)	(D)	HH
8052	Intermediate care facilities	11	20 807	11 250	2 965	758
8059	Nursing and personal care facilities, n.e.c.	9	(D)	(D)	(D)	EE
806	Hospitals	1	(D)	(D)	(D)	CC
8062	General medical and surgical hospitals	—	—	—	—	—
8063, 9	Specialty hospitals	1	(D)	(D)	(D)	CC
807, 8, 9	Other health services	77	(D)	(D)	(D)	GG
807	Medical and dental laboratories	28	(D)	(D)	(D)	CC
8071	Medical laboratories	15	5 657	2 358	483	78
8072	Dental laboratories	13	(D)	(D)	(D)	BB
808	Home health care services	17	(D)	(D)	(D)	FF
809	Miscellaneous health and allied services, n.e.c.	32	(D)	(D)	(D)	FF
8092	Kidney dialysis centers	2	(D)	(D)	(D)	CC
8093	Specialty outpatient facilities, n.e.c.	18	(D)	(D)	(D)	EE
8099	Health and allied services, n.e.c.	12	(D)	(D)	(D)	BB
81	Legal services	1 155	2 114 791	784 938	170 667	15 298
823, 4, 9	Selected educational services	66	78 680	16 881	3 820	832
823	Libraries	—	—	—	—	—
824	Vocational schools	17	10 432	3 646	848	184
829	Schools and educational services, n.e.c.	49	68 248	13 235	2 972	648
83	Social services	74	42 485	21 321	4 692	1 074
835	Child day care services	37	(D)	(D)	(D)	EE
832, 3, 6, 9	Other social services	37	(D)	(D)	(D)	FF
87 ex. 8733	Engineering, accounting, research, management, and related services (except noncommercial research organizations)	984	2 136 645	1 111 770	263 012	24 391
871	Engineering, architectural, and surveying services	314	(D)	(D)	(D)	JJ
8711	Engineering services	144	(D)	(D)	(D)	II
8712	Architectural services	165	(D)	(D)	(D)	GG
8713	Surveying services	5	7 002	3 296	692	116
872	Accounting, auditing, and bookkeeping services	178	(D)	(D)	(D)	II
873 ex. 8733	Research, development, and testing services (except noncommercial research organizations)	50	(D)	(D)	(D)	GG
8731	Commercial physical and biological research	19	31 717	15 953	3 438	335
8732	Commercial economic, sociological, and educational research	26	35 869	14 148	3 242	738
8734	Testing laboratories	5	(D)	(D)	(D)	BB
874	Management and public relations services	442	(D)	(D)	(D)	II
8741	Management services	96	(D)	(D)	(D)	GG
8742	Management consulting services	238	441 570	221 216	49 347	3 464
8743	Public relations services	50	40 207	15 471	3 486	342
8744	Facilities support management services	7	8 529	2 894	434	62
8748	Business consulting services, n.e.c.	51	(D)	(D)	(D)	EE
89	Services, n.e.c.	45	39 322	17 676	4 126	419

Table 5. Summary Statistics for Firms Subject to Federal Income Tax for Places With 350 Establishments or More: 1992 — Con.

[Includes only establishments with payroll. For meaning of abbreviations and symbols, see introductory text. For explanation of terms and comparability of 1987 and 1992 censuses, see appendix A. For information on geographic areas followed by ▲, see appendix F]

SIC code	Geographic area and kind of business or operation	Establishments (number)	Receipts (\$1,000)	Annual payroll (\$1,000)	First-quarter payroll (\$1,000)	Paid employees for pay period including March 12 (number)
BRAINTREE TOWN						
	Total	410	369 434	158 232	37 462	6 802
70 ex. 704	Hotels, rooming houses, camps, and other lodging places (except membership lodging)	4	(D)	(D)	(D)	EE
7011	Hotels and motels	4	(D)	(D)	(D)	EE
7011 pt.	Hotels	2	(D)	(D)	(D)	EE
7011 pt.	Motels, motor hotels, and tourist courts	2	(D)	(D)	(D)	AA
702, 3	Other lodging places	—	—	—	—	—
72	Personal services	55	18 233	6 005	1 572	683
721	Laundry, cleaning, and garment services	9	3 176	1 297	297	62
7211	Power laundries, family and commercial*	—	—	—	—	—
7213	Linen supply*	1	(D)	(D)	(D)	AA
7215	Coin-operated laundries and drycleaning	1	(D)	(D)	(D)	AA
7216	Drycleaning plants, except rug cleaning*	4	1 385	702	154	44
7217	Carpet and upholstery cleaning	2	(D)	(D)	(D)	AA
7218	Industrial laundriers*	—	—	—	—	—
7212, 9	Other laundry, cleaning, and garment services*	1	(D)	(D)	(D)	AA
722	Photographic studios, portrait	3	735	176	34	10
723, 4	Beauty and barber shops	29	4 115	1 683	393	169
723	Beauty shops	27	(D)	(D)	(D)	CC
724	Barber shops	2	(D)	(D)	(D)	AA
725	Shoe repair shops and shoeshine parlors	—	—	—	—	—
726	Funeral service and crematories	3	863	121	26	5
729	Miscellaneous personal services	11	9 344	2 728	822	437
73	Business services	90	92 352	38 163	9 246	1 572
731	Advertising	10	4 489	1 379	308	29
732	Consumer credit reporting agencies, mercantile reporting agencies, and adjustment and collection agencies	2	(D)	(D)	(D)	BB
733	Mailing, reproduction, commercial art and photography, and stenographic services	9	(D)	(D)	(D)	CC
734	Services to dwellings and other buildings	9	2 382	660	166	51
735	Miscellaneous equipment rental and leasing	3	(D)	(D)	(D)	AA
736	Personnel supply services	17	15 964	9 877	2 208	500
737	Computer programming, data processing, and other computer related services	17	24 932	9 460	2 565	346
7371, 2, 3	Computer programming, prepackaged software, and integrated systems	9	10 435	3 774	877	74
7374, 5, 6	Data processing services	4	12 693	5 187	1 586	252
7377, 8, 9	Computer rental and leasing, maintenance, and related services, n.e.c.	4	1 804	499	102	20
738	Miscellaneous business services	23	26 468	9 528	2 081	385
75	Automotive repair, services, and parking	33	16 644	3 551	881	169
751	Automotive rental and leasing, without drivers	6	6 415	773	222	29
752	Automobile parking	—	—	—	—	—
753	Automotive repair shops	21	7 921	2 193	536	96
7532	Top, body, and upholstery repair shops and paint shops	7	3 982	1 256	319	54
7538	General automotive repair shops	8	2 751	641	146	29
7533, 4, 6, 7, 9	Other automotive repair shops	6	1 188	296	71	13
754	Automotive services, except repair	6	2 308	585	123	44
76	Miscellaneous repair services	14	3 898	1 268	332	52
762	Electrical repair shops	2	(D)	(D)	(D)	AA
7622	Radio and television repair shops	—	—	—	—	—
7623, 9	Other electrical and electronic repair shops	2	(D)	(D)	(D)	AA
763	Watch, clock, and jewelry repair	1	(D)	(D)	(D)	AA
764	Reupholstery and furniture repair	1	(D)	(D)	(D)	AA
769	Miscellaneous repair and related services	10	2 950	996	260	36
78, 79, 84	Amusement and recreation services, including motion pictures and museums	15	29 198	3 161	721	198
781, 2	Motion picture production, distribution, and services	4	(D)	(D)	(D)	BB
783	Motion picture theaters	1	(D)	(D)	(D)	BB
784	Video tape rental	—	—	—	—	—
792	Theatrical producers (except motion picture), bands, orchestras, and entertainers	1	(D)	(D)	(D)	AA
793	Bowling centers	—	—	—	—	—
79 ex. 792, 3, 84	Commercial sports and other amusement and recreation services, including museums	9	6 347	1 454	298	123
80	Health services	65	124 722	71 727	17 302	2 678
801	Offices and clinics of doctors of medicine	11	7 031	3 737	836	78
802	Offices and clinics of dentists	22	8 204	2 534	620	118
803	Offices and clinics of doctors of osteopathy	—	—	—	—	—
804	Offices and clinics of other health practitioners	13	(D)	(D)	(D)	BB
805	Nursing and personal care facilities	10	37 945	21 424	4 984	1 149
806	Hospitals	1	(D)	(D)	(D)	GG
807, 8, 9	Other health services	8	(D)	(D)	(D)	CC
81	Legal services	47	24 827	9 161	1 936	227
823, 4, 9	Selected educational services	6	752	219	46	30

Table 5. Summary Statistics for Firms Subject to Federal Income Tax for Places With 350 Establishments or More: 1992 — Con.

[Includes only establishments with payroll. For meaning of abbreviations and symbols, see introductory text. For explanation of terms and comparability of 1987 and 1992 censuses, see appendix A. For information on geographic areas followed by ▲, see appendix F]

SIC code	Geographic area and kind of business or operation	Establishments (number)	Receipts (\$1,000)	Annual payroll (\$1,000)	First-quarter payroll (\$1,000)	Paid employees for pay period including March 12 (number)
BRAINTREE TOWN — Con.						
83	Social services	14	7 771	4 442	969	358
835	Child day care services	9	1 338	644	155	73
832, 3, 6, 9	Other social services	5	6 433	3 798	814	285
87 ex. 8733	Engineering, accounting, research, management, and related services (except noncommercial research organizations)	65	32 340	15 094	3 180	462
871	Engineering, architectural, and surveying services	20	15 056	7 615	1 433	212
872	Accounting, auditing, and bookkeeping services	25	7 749	3 164	820	104
873 ex. 8733	Research, development, and testing services (except noncommercial research organizations)	2	(D)	(D)	(D)	BB
874	Management and public relations services	18	(D)	(D)	(D)	CC
89	Services, n.e.c.	2	(D)	(D)	(D)	AA
BROCKTON						
	Total	599	375 618	163 760	36 735	7 116
70 ex. 704	Hotels, rooming houses, camps, and other lodging places (except membership lodging)	4	3 453	839	222	88
7011	Hotels and motels	4	3 453	839	222	88
7011 pt. 7011 pt.	Hotels	4	3 453	839	222	88
	Motels, motor hotels, and tourist courts	—	—	—	—	—
702, 3	Other lodging places	—	—	—	—	—
72	Personal services	87	23 435	9 014	2 375	909
721	Laundry, cleaning, and garment services	29	11 052	4 188	945	233
7211	Power laundries, family and commercial*	1	(D)	(D)	(D)	AA
7213	Linen supply*	1	(D)	(D)	(D)	BB
7215	Coin-operated laundries and drycleaning	14	2 466	769	141	45
7216	Drycleaning plants, except rug cleaning*	9	(D)	(D)	(D)	BB
7217	Carpet and upholstery cleaning	1	(D)	(D)	(D)	AA
7218	Industrial laundries*	—	—	—	—	—
7212, 9	Other laundry, cleaning, and garment services*	3	(D)	(D)	(D)	BB
722	Photographic studios, portrait	4	(D)	(D)	(D)	BB
723, 4	Beauty and barber shops	36	4 253	1 949	460	218
723	Beauty shops	35	(D)	(D)	(D)	CC
724	Barber shops	1	(D)	(D)	(D)	AA
725	Shoe repair shops and shoeshine parlors	—	—	—	—	—
726	Funeral service and crematories	8	3 434	1 032	225	38
729	Miscellaneous personal services	10	(D)	(D)	(D)	EE
73	Business services	72	45 571	18 974	4 393	1 718
731	Advertising	3	1 083	360	90	5
732	Consumer credit reporting agencies, mercantile reporting agencies, and adjustment and collection agencies	4	(D)	(D)	(D)	CC
733	Mailing, reproduction, commercial art and photography, and stenographic services	4	(D)	(D)	(D)	CC
734	Services to dwellings and other buildings	16	3 923	2 264	535	140
735	Miscellaneous equipment rental and leasing	8	2 400	539	129	23
736	Personnel supply services	16	14 196	8 407	1 642	1 159
737	Computer programming, data processing, and other computer related services	5	2 904	1 108	257	31
7371, 2, 3	Computer programming, prepackaged software, and integrated systems	3	(D)	(D)	(D)	AA
7374, 5, 6	Data processing services	1	(D)	(D)	(D)	AA
7377, 8, 9	Computer rental and leasing, maintenance, and related services, n.e.c.	1	(D)	(D)	(D)	AA
738	Miscellaneous business services	16	7 230	2 009	606	159
75	Automotive repair, services, and parking	63	20 430	4 533	1 098	232
751	Automotive rental and leasing, without drivers	4	4 540	508	108	27
752	Automobile parking	—	—	—	—	—
753	Automotive repair shops	50	13 619	3 363	872	166
7532	Top, body, and upholstery repair shops and paint shops	12	3 310	1 026	270	50
7538	General automotive repair shops	23	4 549	796	206	47
7533, 4, 6, 7, 9	Other automotive repair shops	15	5 760	1 541	396	69
754	Automotive services, except repair	9	2 271	662	118	39
76	Miscellaneous repair services	15	2 713	1 022	238	45
762	Electrical repair shops	5	1 102	588	143	22
7622	Radio and television repair shops	2	(D)	(D)	(D)	AA
7623, 9	Other electrical and electronic repair shops	3	(D)	(D)	(D)	AA
763	Watch, clock, and jewelry repair	—	—	—	—	—
764	Reupholstery and furniture repair	—	—	—	—	—
769	Miscellaneous repair and related services	10	1 611	434	95	23

Table 5. Summary Statistics for Firms Subject to Federal Income Tax for Places With 350 Establishments or More: 1992 — Con.

[Includes only establishments with payroll. For meaning of abbreviations and symbols, see introductory text. For explanation of terms and comparability of 1987 and 1992 censuses, see appendix A. For information on geographic areas followed by ▲, see appendix F]

SIC code	Geographic area and kind of business or operation	Establishments (number)	Receipts (\$1,000)	Annual payroll (\$1,000)	First-quarter payroll (\$1,000)	Paid employees for pay period including March 12 (number)
BROCKTON—Con.						
78, 79, 84	Amusement and recreation services, including motion pictures and museums	22	10 450	2 239	521	232
781, 2	Motion picture production, distribution, and services	—	—	—	—	—
783	Motion picture theaters	3	(D)	(D)	(D)	BB
784	Video tape rental	4	(D)	(D)	(D)	BB
792	Theatrical producers (except motion picture), bands, orchestras, and entertainers	—	—	—	—	—
793	Bowling centers	2	(D)	(D)	(D)	BB
79 ex. 792, 3; 84	Commercial sports and other amusement and recreation services, including museums	13	3 926	994	245	113
80	Health services	202	213 687	104 885	23 276	3 155
801	Offices and clinics of doctors of medicine	100	113 539	60 967	12 712	1 249
802	Offices and clinics of dentists	43	15 887	6 449	1 434	229
803	Offices and clinics of doctors of osteopathy	—	—	—	—	—
804	Offices and clinics of other health practitioners	27	10 280	3 617	830	168
805	Nursing and personal care facilities	10	30 244	15 395	3 747	810
806	Hospitals	—	—	—	—	—
807, 8, 9	Other health services	22	43 737	18 457	4 553	699
81	Legal services	78	32 443	11 293	2 057	309
823, 4, 9	Selected educational services	6	(D)	(D)	(D)	BB
83	Social services	13	2 120	886	252	81
835	Child day care services	10	1 463	722	215	75
832, 3, 6, 9	Other social services	3	657	164	37	6
87 ex. 8733	Engineering, accounting, research, management, and related services (except noncommercial research organizations)	36	18 788	8 925	2 018	292
871	Engineering, architectural, and surveying services	5	(D)	(D)	(D)	BB
872	Accounting, auditing, and bookkeeping services	18	6 329	2 849	710	97
873 ex. 87333	Research, development, and testing services (except noncommercial research organizations)	2	(D)	(D)	(D)	BB
874	Management and public relations services	11	7 808	3 694	726	128
89	Services, n.e.c.	1	(D)	(D)	(D)	AA
BROOKLINE TOWN						
	Total	709	392 364	141 548	31 537	5 321
70 ex. 704	Hotels, rooming houses, camps, and other lodging places (except membership lodging)	4	(D)	(D)	(D)	CC
7011	Hotels and motels	4	(D)	(D)	(D)	CC
7011 pt.	Hotels	4	(D)	(D)	(D)	CC
7011 pt.	Motels, motor hotels, and tourist courts	—	—	—	—	—
702, 3	Other lodging places	—	—	—	—	—
72	Personal services	78	16 612	5 734	1 291	358
721	Laundry, cleaning, and garment services	24	3 481	1 059	188	82
7211	Power laundries, family and commercial*	—	—	—	—	—
7213	Linen supply*	—	—	—	—	—
7215	Coin-operated laundries and drycleaning	2	(D)	(D)	(D)	AA
7216	Drycleaning plants, except rug cleaning*	18	2 946	939	164	76
7217	Carpet and upholstery cleaning	—	—	—	—	—
7218	Industrial launderers*	—	—	—	—	—
7212, 9	Other laundry, cleaning, and garment services*	4	(D)	(D)	(D)	AA
722	Photographic studios, portrait	—	—	—	—	—
723, 4	Beauty and barber shops	39	4 909	2 245	544	175
723	Beauty shops	38	(D)	(D)	(D)	CC
724	Barber shops	1	(D)	(D)	(D)	BB
725	Shoe repair shops and shoeshine parlors	1	(D)	(D)	(D)	AA
726	Funeral service and crematories	3	5 096	1 605	370	30
729	Miscellaneous personal services	11	(D)	(D)	(D)	BB
73	Business services	98	45 543	18 622	4 376	996
731	Advertising	8	1 657	691	156	41
732	Consumer credit reporting agencies, mercantile reporting agencies, and adjustment and collection agencies	1	(D)	(D)	(D)	BB
733	Mailing, reproduction, commercial art and photography, and stenographic services	12	2 042	897	154	17
734	Services to dwellings and other buildings	14	3 213	1 557	370	110
735	Miscellaneous equipment rental and leasing	—	—	—	—	—
736	Personnel supply services	3	(D)	(D)	(D)	BB
737	Computer programming, data processing, and other computer related services	32	14 715	4 449	1 100	95
7371, 2, 3	Computer programming, prepackaged software, and integrated systems	24	11 854	3 292	846	57
7374, 5, 6	Data processing services	4	1 796	840	182	29
7377, 8, 9	Computer rental and leasing, maintenance, and related services, n.e.c.	4	1 065	317	72	9
738	Miscellaneous business services	28	(D)	(D)	(D)	FF

Table 5. Summary Statistics for Firms Subject to Federal Income Tax for Places With 350 Establishments or More: 1992 — Con.

[Includes only establishments with payroll. For meaning of abbreviations and symbols, see introductory text. For explanation of terms and comparability of 1987 and 1992 censuses, see appendix A. For information on geographic areas followed by ▲, see appendix F]

SIC code	Geographic area and kind of business or operation	Establishments (number)	Receipts (\$1,000)	Annual payroll (\$1,000)	First-quarter payroll (\$1,000)	Paid employees for pay period including March 12 (number)
BROOKLINE TOWN — Con.						
75	Automotive repair, services, and parking	10	3 151	739	180	42
751	Automotive rental and leasing, without drivers	2	(D)	(D)	(D)	AA
752	Automobile parking	2	(D)	(D)	(D)	AA
753	Automotive repair shops	6	1 844	534	129	26
7532	Top, body, and upholstery repair shops and paint shops	1	(D)	(D)	(D)	AA
7538	General automotive repair shops	3	838	142	33	8
7533, 4, 6, 7, 9	Other automotive repair shops	2	(D)	(D)	(D)	AA
754	Automotive services, except repair	—	—	—	—	—
76	Miscellaneous repair services	11	2 710	705	179	41
762	Electrical repair shops	3	553	60	14	6
7622	Radio and television repair shops	1	(D)	(D)	(D)	AA
7623, 9	Other electrical and electronic repair shops	2	(D)	(D)	(D)	AA
763	Watch, clock, and jewelry repair	—	—	—	—	—
764	Reupholstery and furniture repair	1	(D)	(D)	(D)	AA
769	Miscellaneous repair and related services	7	(D)	(D)	(D)	BB
78, 79, 84	Amusement and recreation services, including motion pictures and museums	27	15 623	3 650	871	245
781, 2	Motion picture production, distribution, and services	9	5 510	1 878	343	85
783	Motion picture theaters	2	(D)	(D)	(D)	BB
784	Video tape rental	7	2 651	501	112	58
792	Theatrical producers (except motion picture), bands, orchestras, and entertainers	—	—	—	—	—
793	Bowling centers	—	—	—	—	—
79 ex. 792, 3; 84	Commercial sports and other amusement and recreation services, including museums	9	(D)	(D)	(D)	BB
80	Health services	337	219 835	83 147	18 564	2 570
801	Offices and clinics of doctors of medicine	188	126 877	44 312	9 852	961
802	Offices and clinics of dentists	77	23 848	8 761	1 979	317
803	Offices and clinics of doctors of osteopathy	—	—	—	—	—
804	Offices and clinics of other health practitioners	41	11 881	3 866	879	158
805	Nursing and personal care facilities	5	17 156	8 840	1 506	310
806	Hospitals	2	(D)	(D)	(D)	EE
807, 8, 9	Other health services	24	(D)	(D)	(D)	EE
81	Legal services	31	10 641	3 229	760	108
823, 4, 9	Selected educational services	8	3 839	1 271	266	56
83	Social services	22	3 995	1 654	408	94
835	Child day care services	12	1 228	524	139	41
832, 3, 6, 9	Other social services	10	2 767	1 130	269	53
87 ex. 8733	Engineering, accounting, research, management, and related services (except noncommercial research organizations)	76	60 853	19 954	4 118	663
871	Engineering, architectural, and surveying services	7	3 598	1 680	364	36
872	Accounting, auditing, and bookkeeping services	24	10 354	5 477	1 115	130
873 ex. 8733	Research, development, and testing services (except noncommercial research organizations)	10	7 494	3 183	750	38
874	Management and public relations services	35	39 407	9 614	1 889	459
89	Services, n.e.c.	7	(D)	(D)	(D)	BB
BURLINGTON TOWN						
	Total	404	615 506	232 643	54 341	7 097
70 ex. 704	Hotels, rooming houses, camps, and other lodging places (except membership lodging)	3	(D)	(D)	(D)	FF
7011	Hotels and motels	3	(D)	(D)	(D)	FF
7011 pt.	Hotels	2	(D)	(D)	(D)	FF
7011 pt.	Motels, motor hotels, and tourist courts	1	(D)	(D)	(D)	BB
702, 3	Other lodging places	—	—	—	—	—
72	Personal services	44	7 967	2 676	628	222
721	Laundry, cleaning, and garment services	7	933	319	77	33
7211	Power laundries, family and commercial*	—	—	—	—	—
7213	Linen supply*	1	(D)	(D)	(D)	AA
7215	Coin-operated laundries and drycleaning	2	(D)	(D)	(D)	AA
7216	Drycleaning plants, except rug cleaning*	3	608	235	57	19
7217	Carpet and upholstery cleaning	—	—	—	—	—
7218	Industrial launderers*	—	—	—	—	—
7212, 9	Other laundry, cleaning, and garment services*	1	(D)	(D)	(D)	AA
722	Photographic studios, portrait	5	1 319	334	62	20
723, 4	Beauty and barber shops	22	3 383	1 492	353	123
723	Beauty shops	22	3 383	1 492	353	123
724	Barber shops	—	—	—	—	—
725	Shoe repair shops and shoeshine parlors	1	(D)	(D)	(D)	AA
726	Funeral service and crematories	1	(D)	(D)	(D)	AA
729	Miscellaneous personal services	8	(D)	(D)	(D)	BB

Table 5. Summary Statistics for Firms Subject to Federal Income Tax for Places With 350 Establishments or More: 1992 — Con.

[Includes only establishments with payroll. For meaning of abbreviations and symbols, see introductory text. For explanation of terms and comparability of 1987 and 1992 censuses, see appendix A. For information on geographic areas followed by ▲, see appendix F]

SIC code	Geographic area and kind of business or operation	Establishments (number)	Receipts (\$1,000)	Annual payroll (\$1,000)	First-quarter payroll (\$1,000)	Paid employees for pay period including March 12 (number)
	BURLINGTON TOWN — Con.					
73	Business services	147	346 287	131 381	30 279	3 712
731	Advertising	3	(D)	(D)	(D)	AA
732	Consumer credit reporting agencies, mercantile reporting agencies, and adjustment and collection agencies	—	—	—	—	—
733	Mailing, reproduction, commercial art and photography, and stenographic services	8	17 236	5 218	1 463	190
734	Services to dwellings and other buildings	15	5 811	2 665	619	299
735	Miscellaneous equipment rental and leasing	2	(D)	(D)	(D)	BB
736	Personnel supply services	33	50 741	37 874	7 906	1 231
737	Computer programming, data processing, and other computer related services	74	260 717	78 725	18 627	1 550
7371, 2, 3	Computer programming, prepackaged software, and integrated systems	53	181 386	57 548	14 189	1 064
7374, 5, 6	Data processing services	10	(D)	(D)	(D)	EE
7377, 8, 9	Computer rental and leasing, maintenance, and related services, n.e.c.	11	(D)	(D)	(D)	BB
738	Miscellaneous business services	12	8 687	5 622	1 369	395
75	Automotive repair, services, and parking	11	7 824	1 082	281	52
751	Automotive rental and leasing, without drivers	1	(D)	(D)	(D)	AA
752	Automobile parking	1	(D)	(D)	(D)	AA
753	Automotive repair shops	7	3 641	618	171	28
7532	Top, body, and upholstery repair shops and paint shops	1	(D)	(D)	(D)	AA
7538	General automotive repair shops	5	(D)	(D)	(D)	AA
7533, 4, 6, 7, 9	Other automotive repair shops	1	(D)	(D)	(D)	AA
754	Automotive services, except repair	2	(D)	(D)	(D)	AA
76	Miscellaneous repair services	12	9 947	2 626	767	98
762	Electrical repair shops	2	(D)	(D)	(D)	BB
7622	Radio and television repair shops	1	(D)	(D)	(D)	AA
7623, 9	Other electrical and electronic repair shops	1	(D)	(D)	(D)	BB
763	Watch, clock, and jewelry repair	—	—	—	—	—
764	Reupholstery and furniture repair	—	—	—	—	—
769	Miscellaneous repair and related services	10	(D)	(D)	(D)	BB
78, 79, 84	Amusement and recreation services, including motion pictures and museums	13	4 873	1 222	308	151
781, 2	Motion picture production, distribution, and services	1	(D)	(D)	(D)	AA
783	Motion picture theaters	1	(D)	(D)	(D)	AA
784	Video tape rental	5	1 084	219	64	18
792	Theatrical producers (except motion picture), bands, orchestras, and entertainers	1	(D)	(D)	(D)	AA
793	Bowling centers	1	(D)	(D)	(D)	BB
79 ex. 792, 3; 84	Commercial sports and other amusement and recreation services, including museums	4	1 373	537	117	88
80	Health services	57	51 673	18 504	4 442	567
801	Offices and clinics of doctors of medicine	12	12 458	6 010	1 390	168
802	Offices and clinics of dentists	18	8 750	4 188	1 061	151
803	Offices and clinics of doctors of osteopathy	—	—	—	—	—
804	Offices and clinics of other health practitioners	13	3 960	1 332	278	58
805	Nursing and personal care facilities	—	—	—	—	—
806	Hospitals	—	—	—	—	—
807, 8, 9	Other health services	14	26 505	6 974	1 713	190
81	Legal services	12	5 575	1 258	270	38
823, 4, 9	Selected educational services	1	(D)	(D)	(D)	BB
83	Social services	6	1 659	922	223	70
835	Child day care services	4	(D)	(D)	(D)	BB
832, 3, 6, 9	Other social services	2	(D)	(D)	(D)	AA
87 ex. 8733	Engineering, accounting, research, management, and related services (except noncommercial research organizations)	96	154 158	65 817	15 359	1 524
871	Engineering, architectural, and surveying services	32	100 625	38 964	9 308	919
872	Accounting, auditing, and bookkeeping services	25	10 760	5 492	970	127
873 ex. 8733	Research, development, and testing services (except noncommercial research organizations)	9	14 532	7 387	1 805	175
874	Management and public relations services	30	28 241	13 974	3 276	303
89	Services, n.e.c.	2	(D)	(D)	(D)	AA

Table 5. Summary Statistics for Firms Subject to Federal Income Tax for Places With 350 Establishments or More: 1992 — Con.

[Includes only establishments with payroll. For meaning of abbreviations and symbols, see introductory text. For explanation of terms and comparability of 1987 and 1992 censuses, see appendix A. For information on geographic areas followed by ▲, see appendix F]

SIC code	Geographic area and kind of business or operation	Establishments (number)	Receipts (\$1,000)	Annual payroll (\$1,000)	First-quarter payroll (\$1,000)	Paid employees for pay period including March 12 (number)
CAMBRIDGE						
	Total	1 261	3 729 387	1 296 606	294 991	30 429
70 ex. 704	Hotels, rooming houses, camps, and other lodging places (except membership lodging)	15	108 032	35 812	8 281	1 955
7011	Hotels and motels	13	(D)	(D)	(D)	GG
7011 pt.	Hotels	9	102 298	33 365	7 877	1 806
7011 pt.	Motels, motor hotels, and tourist courts	4	(D)	(D)	(D)	CC
702, 3	Other lodging places	2	(D)	(D)	(D)	AA
72	Personal services	93	35 869	9 438	2 192	539
721	Laundry, cleaning, and garment services	24	20 672	4 168	1 034	156
7211	Power laundries, family and commercial*	—	—	—	—	—
7213	Linen supply*	—	—	—	—	—
7215	Coin-operated laundries and drycleaning	3	(D)	(D)	(D)	BB
7216	Drycleaning plants, except rug cleaning*	15	(D)	(D)	(D)	BB
7217	Carpet and upholstery cleaning	3	(D)	(D)	(D)	AA
7218	Industrial laundriers*	—	—	—	—	—
7212, 9	Other laundry, cleaning, and garment services*	3	(D)	(D)	(D)	AA
722	Photographic studios, portrait	4	832	267	61	11
723, 4	Beauty and barber shops	43	6 175	2 428	596	193
723	Beauty shops	39	5 952	2 378	581	187
724	Barber shops	4	223	50	15	6
725	Shoe repair shops and shoeshine parlors	1	(D)	(D)	(D)	AA
726	Funeral service and crematories	9	2 785	834	152	27
729	Miscellaneous personal services	12	(D)	(D)	(D)	CC
73	Business services	325	1 610 326	481 848	108 941	11 805
731	Advertising	10	7 933	2 604	576	58
732	Consumer credit reporting agencies, mercantile reporting agencies, and adjustment and collection agencies	1	(D)	(D)	(D)	AA
733	Mailing, reproduction, commercial art and photography, and stenographic services	39	20 397	6 873	1 587	308
734	Services to dwellings and other buildings	18	14 862	9 460	2 249	841
735	Miscellaneous equipment rental and leasing	8	6 203	1 924	361	46
736	Personnel supply services	23	44 611	32 037	6 800	2 500
737	Computer programming, data processing, and other computer related services	190	1 471 097	414 662	94 351	7 295
7371, 2, 3	Computer programming, prepackaged software, and integrated systems	152	1 363 427	386 317	87 869	6 616
7374, 5, 6	Data processing services	17	95 077	21 163	4 597	560
7377, 8, 9	Computer rental and leasing, maintenance, and related services, n.e.c.	21	12 593	7 182	1 885	119
738	Miscellaneous business services	36	(D)	(D)	(D)	FF
75	Automotive repair, services, and parking	49	22 875	5 182	1 249	258
751	Automotive rental and leasing, without drivers	4	2 166	356	105	32
752	Automobile parking	14	7 488	1 322	311	92
753	Automotive repair shops	26	10 921	3 146	753	114
7532	Top, body, and upholstery repair shops and paint shops	6	4 423	1 303	324	39
7538	General automotive repair shops	15	4 888	1 430	338	55
7533, 4, 6, 7, 9	Other automotive repair shops	5	1 610	413	91	20
754	Automotive services, except repair	5	2 300	358	80	20
76	Miscellaneous repair services	18	8 801	2 630	577	93
762	Electrical repair shops	6	889	272	48	11
7622	Radio and television repair shops	3	(D)	(D)	(D)	AA
7623, 9	Other electrical and electronic repair shops	3	(D)	(D)	(D)	AA
763	Watch, clock, and jewelry repair	—	—	—	—	—
764	Reupholstery and furniture repair	1	(D)	(D)	(D)	AA
769	Miscellaneous repair and related services	11	(D)	(D)	(D)	BB
78, 79, 84	Amusement and recreation services, including motion pictures and museums	67	70 492	13 560	2 666	746
781, 2	Motion picture production, distribution, and services	19	6 053	1 696	342	51
783	Motion picture theaters	3	(D)	(D)	(D)	BB
784	Video tape rental	8	(D)	(D)	(D)	BB
792	Theatrical producers (except motion picture), bands, orchestras, and entertainers	11	35 493	4 426	604	64
793	Bowling centers	1	(D)	(D)	(D)	BB
79 ex. 792, 3, 84	Commercial sports and other amusement and recreation services, including museums	25	16 484	5 378	1 232	444
80	Health services	196	231 827	92 964	21 836	2 680
801	Offices and clinics of doctors of medicine	91	90 284	48 066	11 228	1 030
802	Offices and clinics of dentists	46	17 830	6 930	1 567	274
803	Offices and clinics of doctors of osteopathy	—	—	—	—	—
804	Offices and clinics of other health practitioners	42	8 748	2 834	661	150
805	Nursing and personal care facilities	5	13 797	8 031	2 167	476
806	Hospitals	—	—	—	—	—
807, 8, 9	Other health services	12	101 168	27 103	6 213	750
81	Legal services	84	33 732	10 881	2 585	329
823, 4, 9	Selected educational services	20	37 938	11 349	1 917	408

Table 5. Summary Statistics for Firms Subject to Federal Income Tax for Places With 350 Establishments or More: 1992 — Con.

[Includes only establishments with payroll. For meaning of abbreviations and symbols, see introductory text. For explanation of terms and comparability of 1987 and 1992 censuses, see appendix A. For information on geographic areas followed by ▲, see appendix F.]

SIC code	Geographic area and kind of business or operation	Establishments (number)	Receipts (\$1,000)	Annual payroll (\$1,000)	First-quarter payroll (\$1,000)	Paid employees for pay period including March 12 (number)
CAMBRIDGE—Con.						
83	Social services	25	16 685	6 395	1 095	247
835	Child day care services	7	(D)	(D)	(D)	BB
832, 3, 6, 9	Other social services	18	(D)	(D)	(D)	CC
87 ex. 8733	Engineering, accounting, research, management, and related services (except noncommercial research organizations)	348	1 540 453	621 975	142 700	11 270
871	Engineering, architectural, and surveying services	132	490 255	216 864	51 152	4 587
872	Accounting, auditing, and bookkeeping services	12	(D)	(D)	(D)	EE
873 ex. 8733	Research, development, and testing services (except noncommercial research organizations)	76	(D)	(D)	(D)	HH
874	Management and public relations services	128	538 898	233 974	52 939	3 108
89	Services, n.e.c.	21	12 357	4 572	952	99
FALL RIVER						
	Total	568	236 453	96 503	20 369	3 901
70 ex. 704	Hotels, rooming houses, camps, and other lodging places (except membership lodging)	3	1 295	236	53	21
7011	Hotels and motels	3	1 295	236	53	21
7011 pt.	Hotels	2	(D)	(D)	(D)	AA
7011 pt.	Motels, motor hotels, and tourist courts	1	(D)	(D)	(D)	AA
702, 3	Other lodging places	—	—	—	—	—
72	Personal services	89	21 767	6 949	1 671	574
721	Laundry, cleaning, and garment services	26	12 022	4 326	1 027	317
7211	Power laundries, family and commercial*	4	(D)	(D)	(D)	CC
7213	Linen supply*	1	(D)	(D)	(D)	AA
7215	Coin-operated laundries and drycleaning	12	2 032	804	154	67
7216	Drycleaning plants, except rug cleaning*	4	1 076	525	120	41
7217	Carpet and upholstery cleaning	2	(D)	(D)	(D)	AA
7218	Industrial laundriers*	1	(D)	(D)	(D)	BB
7212, 9	Other laundry, cleaning, and garment services*	2	(D)	(D)	(D)	AA
722	Photographic studios, portrait	1	(D)	(D)	(D)	AA
723, 4	Beauty and barber shops	39	2 277	913	207	112
723	Beauty shops	39	2 277	913	207	112
724	Barber shops	—	—	—	—	—
725	Shoe repair shops and shoeshine parlors	2	(D)	(D)	(D)	AA
726	Funeral service and crematories	15	6 627	1 518	386	97
729	Miscellaneous personal services	6	(D)	(D)	(D)	BB
73	Business services	54	21 022	5 778	1 367	447
731	Advertising	2	(D)	(D)	(D)	AA
732	Consumer credit reporting agencies, mercantile reporting agencies, and adjustment and collection agencies	3	(D)	(D)	(D)	AA
733	Mailing, reproduction, commercial art and photography, and stenographic services	1	(D)	(D)	(D)	AA
734	Services to dwellings and other buildings	5	(D)	(D)	(D)	AA
735	Miscellaneous equipment rental and leasing	10	6 736	1 179	240	70
736	Personnel supply services	8	1 845	856	143	70
737	Computer programming, data processing, and other computer related services	4	257	160	38	11
7371, 2, 3	Computer programming, prepackaged software, and integrated systems	2	(D)	(D)	(D)	AA
7374, 5, 6	Data processing services	—	—	—	—	—
7377, 8, 9	Computer rental and leasing, maintenance, and related services, n.e.c.	2	(D)	(D)	(D)	AA
738	Miscellaneous business services	21	8 426	2 770	754	250
75	Automotive repair, services, and parking	67	16 533	3 880	918	227
751	Automotive rental and leasing, without drivers	4	(D)	(D)	(D)	AA
752	Automobile parking	2	(D)	(D)	(D)	AA
753	Automotive repair shops	53	12 900	2 968	681	150
7532	Top, body, and upholstery repair shops and paint shops	19	4 343	971	237	50
7538	General automotive repair shops	21	4 564	766	189	51
7533, 4, 6, 7, 9	Other automotive repair shops	13	3 993	1 231	255	49
754	Automotive services, except repair	8	(D)	(D)	(D)	BB
76	Miscellaneous repair services	16	3 597	1 218	284	64
762	Electrical repair shops	7	1 988	616	149	36
7622	Radio and television repair shops	1	(D)	(D)	(D)	AA
7623, 9	Other electrical and electronic repair shops	6	(D)	(D)	(D)	BB
763	Watch, clock, and jewelry repair	—	—	—	—	—
764	Reupholstery and furniture repair	2	(D)	(D)	(D)	AA
769	Miscellaneous repair and related services	7	(D)	(D)	(D)	BB

Table 5. Summary Statistics for Firms Subject to Federal Income Tax for Places With 350 Establishments or More: 1992 — Con.

[Includes only establishments with payroll. For meaning of abbreviations and symbols, see introductory text. For explanation of terms and comparability of 1987 and 1992 censuses, see appendix A. For information on geographic areas followed by ▲, see appendix F]

SIC code	Geographic area and kind of business or operation	Establishments (number)	Receipts (\$1,000)	Annual payroll (\$1,000)	First-quarter payroll (\$1,000)	Paid employees for pay period including March 12 (number)
FALL RIVER — Con.						
78, 79, 84	Amusement and recreation services, including motion pictures and museums	11	3 545	609	99	51
781, 2	Motion picture production, distribution, and services	—	—	—	—	—
783	Motion picture theaters	1	(D)	(D)	(D)	BB
784	Video tape rental	4	(D)	(D)	(D)	AA
792	Theatrical producers (except motion picture), bands, orchestras, and entertainers	1	(D)	(D)	(D)	AA
793	Bowling centers	1	(D)	(D)	(D)	AA
79 ex. 792, 3; 84	Commercial sports and other amusement and recreation services, including museums	4	828	234	23	8
80	Health services	181	116 179	58 308	11 927	1 767
801	Offices and clinics of doctors of medicine	111	74 421	39 568	7 503	820
802	Offices and clinics of dentists	27	6 030	2 125	442	119
803	Offices and clinics of doctors of osteopathy	2	(D)	(D)	(D)	AA
804	Offices and clinics of other health practitioners	19	4 338	726	150	47
805	Nursing and personal care facilities	8	21 461	11 685	2 859	610
806	Hospitals	—	—	—	—	—
807, 8, 9	Other health services	14	(D)	(D)	(D)	CC
81	Legal services	77	29 100	9 381	1 868	271
823, 4, 9	Selected educational services	5	372	180	42	15
83	Social services	15	6 930	3 290	802	247
835	Child day care services	7	(D)	(D)	(D)	BB
832, 3, 6, 9	Other social services	8	(D)	(D)	(D)	CC
87 ex. 8733	Engineering, accounting, research, management, and related services (except noncommercial research organizations)	50	16 113	6 674	1 338	217
871	Engineering, architectural, and surveying services	4	(D)	(D)	(D)	BB
872	Accounting, auditing, and bookkeeping services	30	9 495	3 808	682	131
873 ex. 87333	Research, development, and testing services (except noncommercial research organizations)	2	(D)	(D)	(D)	AA
874	Management and public relations services	14	4 562	1 920	405	52
89	Services, n.e.c.	—	—	—	—	—
FRAMINGHAM TOWN						
	Total	764	783 885	309 400	75 060	11 549
70 ex. 704	Hotels, rooming houses, camps, and other lodging places (except membership lodging)	7	(D)	(D)	(D)	EE
7011	Hotels and motels	6	(D)	(D)	(D)	EE
7011 pt.	Hotels	1	(D)	(D)	(D)	CC
7011 pt.	Motels, motor hotels, and tourist courts	5	3 487	828	165	50
702, 3	Other lodging places	1	(D)	(D)	(D)	AA
72	Personal services	82	19 271	7 292	2 011	911
721	Laundry, cleaning, and garment services	20	4 438	1 680	389	144
7211	Power laundries, family and commercial*	2	(D)	(D)	(D)	BB
7213	Linen supply*	—	—	—	—	—
7215	Coin-operated laundries and drycleaning	2	(D)	(D)	(D)	AA
7216	Drycleaning plants, except rug cleaning*	8	2 408	1 112	261	82
7217	Carpet and upholstery cleaning	4	714	230	46	9
7218	Industrial laundriers*	—	—	—	—	—
7212, 9	Other laundry, cleaning, and garment services*	4	466	67	13	7
722	Photographic studios, portrait	2	(D)	(D)	(D)	AA
723, 4	Beauty and barber shops	36	5 875	2 469	586	203
723	Beauty shops	34	(D)	(D)	(D)	CC
724	Barber shops	2	(D)	(D)	(D)	AA
725	Shoe repair shops and shoeshine parlors	—	—	—	—	—
726	Funeral service and crematories	4	1 375	329	79	9
729	Miscellaneous personal services	20	(D)	(D)	(D)	FF
73	Business services	170	429 971	172 361	43 209	5 764
731	Advertising	10	7 218	1 678	362	129
732	Consumer credit reporting agencies, mercantile reporting agencies, and adjustment and collection agencies	3	(D)	(D)	(D)	BB
733	Mailing, reproduction, commercial art and photography, and stenographic services	16	5 279	1 863	411	108
734	Services to dwellings and other buildings	23	4 902	2 474	514	151
735	Miscellaneous equipment rental and leasing	9	7 004	1 877	367	56
736	Personnel supply services	24	84 925	68 811	16 969	3 050
737	Computer programming, data processing, and other computer related services	56	273 753	87 016	22 721	2 016
7371, 2, 3	Computer programming, prepackaged software, and integrated systems	40	(D)	(D)	(D)	GG
7374, 5, 6	Data processing services	7	(D)	(D)	(D)	CC
7377, 8, 9	Computer rental and leasing, maintenance, and related services, n.e.c.	9	(D)	(D)	(D)	CC
738	Miscellaneous business services	29	(D)	(D)	(D)	CC

Table 5. Summary Statistics for Firms Subject to Federal Income Tax for Places With 350 Establishments or More: 1992 — Con.

[Includes only establishments with payroll. For meaning of abbreviations and symbols, see introductory text. For explanation of terms and comparability of 1987 and 1992 censuses, see appendix A. For information on geographic areas followed by ▲, see appendix F]

SIC code	Geographic area and kind of business or operation	Establishments (number)	Receipts (\$1,000)	Annual payroll (\$1,000)	First-quarter payroll (\$1,000)	Paid employees for pay period including March 12 (number)
FRAMINGHAM TOWN — Con.						
75	Automotive repair, services, and parking	55	22 566	5 787	1 351	231
751	Automotive rental and leasing, without drivers	8	3 895	513	90	21
752	Automobile parking	1	(D)	(D)	(D)	AA
753	Automotive repair shops	42	16 516	4 727	1 141	185
7532	Top, body, and upholstery repair shops and paint shops	14	6 220	1 720	428	65
7538	General automotive repair shops	15	4 953	1 297	310	53
7533, 4, 6, 7, 9	Other automotive repair shops	13	5 343	1 710	403	67
754	Automotive services, except repair	4	(D)	(D)	(D)	BB
76	Miscellaneous repair services	17	3 189	1 059	261	51
762	Electrical repair shops	6	731	185	49	10
7622	Radio and television repair shops	3	453	113	24	5
7623, 9	Other electrical and electronic repair shops	3	278	72	25	5
763	Watch, clock, and jewelry repair	—	—	—	—	—
764	Reupholstery and furniture repair	4	685	221	59	12
769	Miscellaneous repair and related services	7	1 773	653	153	29
78, 79, 84	Amusement and recreation services, including motion pictures and museums	26	14 336	3 319	808	330
781, 2	Motion picture production, distribution, and services	2	(D)	(D)	(D)	AA
783	Motion picture theaters	1	(D)	(D)	(D)	BB
784	Video tape rental	8	2 358	402	103	69
792	Theatrical producers (except motion picture), bands, orchestras, and entertainers	1	(D)	(D)	(D)	AA
793	Bowling centers	1	(D)	(D)	(D)	AA
79 ex. 792, 3; 84	Commercial sports and other amusement and recreation services, including museums	13	6 540	2 232	548	199
80	Health services	177	111 596	51 045	11 343	2 349
801	Offices and clinics of doctors of medicine	75	45 618	22 823	4 702	432
802	Offices and clinics of dentists	44	18 403	6 650	1 589	285
803	Offices and clinics of doctors of osteopathy	—	—	—	—	—
804	Offices and clinics of other health practitioners	34	8 577	2 340	528	108
805	Nursing and personal care facilities	8	15 343	8 616	2 257	481
806	Hospitals	—	—	—	—	—
807, 8, 9	Other health services	16	23 655	10 616	2 267	1 043
81	Legal services	69	23 034	6 573	1 487	240
823, 4, 9	Selected educational services	10	11 026	2 916	951	104
83	Social services	15	5 093	2 279	508	139
835	Child day care services	7	2 290	1 292	271	89
832, 3, 6, 9	Other social services	8	2 803	987	237	50
87 ex. 8733	Engineering, accounting, research, management, and related services (except noncommercial research organizations)	131	126 933	52 445	12 140	1 113
871	Engineering, architectural, and surveying services	31	51 084	20 448	4 039	341
872	Accounting, auditing, and bookkeeping services	39	12 420	5 549	1 328	159
873 ex. 8733	Research, development, and testing services (except noncommercial research organizations)	14	38 721	15 981	4 100	370
874	Management and public relations services	47	24 708	10 467	2 673	243
89	Services, n.e.c.	5	(D)	(D)	(D)	BB
LEXINGTON TOWN						
	Total	420	470 450	225 494	54 013	5 339
70 ex. 704	Hotels, rooming houses, camps, and other lodging places (except membership lodging)	3	(D)	(D)	(D)	CC
7011	Hotels and motels	3	(D)	(D)	(D)	CC
7011 pt.	Hotels	1	(D)	(D)	(D)	BB
7011 pt.	Motels, motor hotels, and tourist courts	2	(D)	(D)	(D)	BB
702, 3	Other lodging places	—	—	—	—	—
72	Personal services	34	8 365	3 356	736	196
721	Laundry, cleaning, and garment services	5	794	189	46	16
7211	Power laundries, family and commercial*	—	—	—	—	—
7213	Linen supply*	—	—	—	—	—
7215	Coin-operated laundries and drycleaning	2	(D)	(D)	(D)	AA
7216	Drycleaning plants, except rug cleaning*	3	(D)	(D)	(D)	AA
7217	Carpet and upholstery cleaning	—	—	—	—	—
7218	Industrial launderers*	—	—	—	—	—
7212, 9	Other laundry, cleaning, and garment services*	—	—	—	—	—
722	Photographic studios, portrait	—	—	—	—	—
723, 4	Beauty and barber shops	23	3 939	2 104	477	122
723	Beauty shops	21	(D)	(D)	(D)	CC
724	Barber shops	2	(D)	(D)	(D)	AA
725	Shoe repair shops and shoeshine parlors	—	—	—	—	—
726	Funeral service and crematories	1	(D)	(D)	(D)	AA
729	Miscellaneous personal services	5	(D)	(D)	(D)	BB

Table 5. Summary Statistics for Firms Subject to Federal Income Tax for Places With 350 Establishments or More: 1992 — Con.

[Includes only establishments with payroll. For meaning of abbreviations and symbols, see introductory text. For explanation of terms and comparability of 1987 and 1992 censuses, see appendix A. For information on geographic areas followed by ▲, see appendix F]

SIC code	Geographic area and kind of business or operation	Establishments (number)	Receipts (\$1,000)	Annual payroll (\$1,000)	First-quarter payroll (\$1,000)	Paid employees for pay period including March 12 (number)
	LEXINGTON TOWN — Con.					
73	Business services	86	123 141	59 468	13 480	1 427
731	Advertising	3	(D)	(D)	(D)	BB
732	Consumer credit reporting agencies, mercantile reporting agencies, and adjustment and collection agencies	—	—	—	—	—
733	Mailing, reproduction, commercial art and photography, and stenographic services	6	5 854	1 980	305	30
734	Services to dwellings and other buildings	11	1 487	519	86	49
735	Miscellaneous equipment rental and leasing	5	(D)	(D)	(D)	AA
736	Personnel supply services	16	20 881	15 236	2 298	453
737	Computer programming, data processing, and other computer related services	41	87 301	39 772	10 396	845
7371, 2, 3	Computer programming, prepackaged software, and integrated systems	29	57 779	25 976	6 021	569
7374, 5, 6	Data processing services	6	(D)	(D)	(D)	CC
7377, 8, 9	Computer rental and leasing, maintenance, and related services, n.e.c.	6	(D)	(D)	(D)	BB
738	Miscellaneous business services	4	550	153	10	5
75	Automotive repair, services, and parking	6	2 095	537	58	10
751	Automotive rental and leasing, without drivers	1	(D)	(D)	(D)	AA
752	Automobile parking	—	—	—	—	—
753	Automotive repair shops	4	(D)	(D)	(D)	AA
7532	Top, body, and upholstery repair shops and paint shops	1	(D)	(D)	(D)	AA
7538	General automotive repair shops	1	(D)	(D)	(D)	AA
7533, 4, 6, 7, 9	Other automotive repair shops	2	(D)	(D)	(D)	AA
754	Automotive services, except repair	1	(D)	(D)	(D)	AA
76	Miscellaneous repair services	5	680	139	38	9
762	Electrical repair shops	2	(D)	(D)	(D)	AA
7622	Radio and television repair shops	2	(D)	(D)	(D)	AA
7623, 9	Other electrical and electronic repair shops	—	—	—	—	—
763	Watch, clock, and jewelry repair	1	(D)	(D)	(D)	AA
764	Reupholstery and furniture repair	—	—	—	—	—
769	Miscellaneous repair and related services	2	(D)	(D)	(D)	AA
78, 79, 84	Amusement and recreation services, including motion pictures and museums	10	6 027	1 560	293	168
781, 2	Motion picture production, distribution, and services	1	(D)	(D)	(D)	AA
783	Motion picture theaters	1	(D)	(D)	(D)	AA
784	Video tape rental	3	(D)	(D)	(D)	BB
792	Theatrical producers (except motion picture), bands, orchestras, and entertainers	1	(D)	(D)	(D)	AA
793	Bowling centers	—	—	—	—	—
79 ex. 792, 3; 84	Commercial sports and other amusement and recreation services, including museums	4	(D)	(D)	(D)	CC
80	Health services	89	68 851	30 107	7 087	1 147
801	Offices and clinics of doctors of medicine	34	11 569	5 931	1 381	126
802	Offices and clinics of dentists	25	10 595	3 866	913	135
803	Offices and clinics of doctors of osteopathy	1	(D)	(D)	(D)	AA
804	Offices and clinics of other health practitioners	15	3 932	674	167	43
805	Nursing and personal care facilities	6	32 597	14 890	3 552	709
806	Hospitals	—	—	—	—	—
807, 8, 9	Other health services	8	(D)	(D)	(D)	CC
81	Legal services	30	15 810	6 203	1 237	121
823, 4, 9	Selected educational services	3	(D)	(D)	(D)	AA
83	Social services	10	2 221	756	217	51
835	Child day care services	3	(D)	(D)	(D)	BB
832, 3, 6, 9	Other social services	7	(D)	(D)	(D)	BB
87 ex. 8733	Engineering, accounting, research, management, and related services (except noncommercial research organizations)	138	235 721	121 044	30 365	2 060
871	Engineering, architectural, and surveying services	37	45 671	21 101	5 035	503
872	Accounting, auditing, and bookkeeping services	20	5 632	2 415	516	86
873 ex. 8733	Research, development, and testing services (except noncommercial research organizations)	15	18 115	8 105	1 823	196
874	Management and public relations services	66	166 303	89 423	22 991	1 275
89	Services, n.e.c.	6	(D)	(D)	(D)	AA

Table 5. Summary Statistics for Firms Subject to Federal Income Tax for Places With 350 Establishments or More: 1992 — Con.

[Includes only establishments with payroll. For meaning of abbreviations and symbols, see introductory text. For explanation of terms and comparability of 1987 and 1992 censuses, see appendix A. For information on geographic areas followed by ▲, see appendix F]

SIC code	Geographic area and kind of business or operation	Establishments (number)	Receipts (\$1,000)	Annual payroll (\$1,000)	First-quarter payroll (\$1,000)	Paid employees for pay period including March 12 (number)
LOWELL						
	Total	500	304 331	109 020	26 296	4 725
70 ex. 704	Hotels, rooming houses, camps, and other lodging places (except membership lodging)	6	10 166	3 442	888	334
7011	Hotels and motels	3	(D)	(D)	(D)	EE
7011 pt.	Hotels	3	(D)	(D)	(D)	EE
7011 pt.	Motels, motor hotels, and tourist courts	—	—	—	—	—
702, 3	Other lodging places	3	(D)	(D)	(D)	AA
72	Personal services	61	16 831	6 156	1 471	374
721	Laundry, cleaning, and garment services	14	8 233	3 374	881	193
7211	Power laundries, family and commercial*	—	—	—	—	—
7213	Linen supply*	2	(D)	(D)	(D)	CC
7215	Coin-operated laundries and drycleaning	4	(D)	(D)	(D)	AA
7216	Drycleaning plants, except rug cleaning*	6	1 411	458	112	40
7217	Carpet and upholstery cleaning	1	(D)	(D)	(D)	AA
7218	Industrial laundriers*	—	—	—	—	—
7212, 9	Other laundry, cleaning, and garment services*	1	(D)	(D)	(D)	AA
722	Photographic studios, portrait	—	—	—	—	—
723, 4	Beauty and barber shops	32	3 373	1 211	275	121
723	Beauty shops	32	3 373	1 211	275	121
724	Barber shops	—	—	—	—	—
725	Shoe repair shops and shoeshine parlors	—	—	—	—	—
726	Funeral service and crematories	10	3 944	1 224	242	39
729	Miscellaneous personal services	5	1 281	347	73	21
73	Business services	63	85 418	26 355	6 873	1 037
731	Advertising	1	(D)	(D)	(D)	AA
732	Consumer credit reporting agencies, mercantile reporting agencies, and adjustment and collection agencies	2	(D)	(D)	(D)	AA
733	Mailing, reproduction, commercial art and photography, and stenographic services	5	1 165	500	112	19
734	Services to dwellings and other buildings	11	3 680	1 765	322	77
735	Miscellaneous equipment rental and leasing	4	(D)	(D)	(D)	AA
736	Personnel supply services	7	8 719	3 030	547	155
737	Computer programming, data processing, and other computer related services	18	52 076	15 191	4 564	353
7371, 2, 3	Computer programming, prepackaged software, and integrated systems	12	44 586	12 153	3 040	267
7374, 5, 6	Data processing services	1	(D)	(D)	(D)	AA
7377, 8, 9	Computer rental and leasing, maintenance, and related services, n.e.c.	5	(D)	(D)	(D)	BB
738	Miscellaneous business services	15	17 103	5 306	1 198	404
75	Automotive repair, services, and parking	71	23 364	6 036	1 478	317
751	Automotive rental and leasing, without drivers	1	(D)	(D)	(D)	AA
752	Automobile parking	5	(D)	(D)	(D)	BB
753	Automotive repair shops	59	19 828	4 738	1 172	219
7532	Top, body, and upholstery repair shops and paint shops	14	3 995	1 044	266	45
7538	General automotive repair shops	31	12 106	2 890	721	133
7533, 4, 6, 7, 9	Other automotive repair shops	14	3 727	804	185	41
754	Automotive services, except repair	6	(D)	(D)	(D)	BB
76	Miscellaneous repair services	21	4 544	1 233	283	60
762	Electrical repair shops	8	1 361	367	85	21
7622	Radio and television repair shops	3	(D)	(D)	(D)	AA
7623, 9	Other electrical and electronic repair shops	5	(D)	(D)	(D)	AA
763	Watch, clock, and jewelry repair	—	—	—	—	—
764	Reupholstery and furniture repair	2	(D)	(D)	(D)	AA
769	Miscellaneous repair and related services	11	(D)	(D)	(D)	BB
78, 79, 84	Amusement and recreation services, including motion pictures and museums	13	7 394	2 294	655	204
781, 2	Motion picture production, distribution, and services	—	—	—	—	—
783	Motion picture theaters	1	(D)	(D)	(D)	AA
784	Video tape rental	4	(D)	(D)	(D)	BB
792	Theatrical producers (except motion picture), bands, orchestras, and entertainers	—	—	—	—	—
793	Bowling centers	1	(D)	(D)	(D)	BB
79 ex. 792, 3, 84	Commercial sports and other amusement and recreation services, including museums	7	4 367	1 621	481	130
80	Health services	138	98 724	46 319	10 428	1 824
801	Offices and clinics of doctors of medicine	73	38 473	18 097	3 678	353
802	Offices and clinics of dentists	34	12 482	5 200	1 141	215
803	Offices and clinics of doctors of osteopathy	—	—	—	—	—
804	Offices and clinics of other health practitioners	16	6 401	2 124	488	109
805	Nursing and personal care facilities	7	34 811	17 493	4 318	922
806	Hospitals	—	—	—	—	—
807, 8, 9	Other health services	8	6 557	3 405	803	225
81	Legal services	78	27 410	8 825	2 041	282
823, 4, 9	Selected educational services	4	(D)	(D)	(D)	AA

MA-40 MASSACHUSETTS

SERVICE INDUSTRIES—GEOGRAPHIC AREA SERIES

Table 5. Summary Statistics for Firms Subject to Federal Income Tax for Places With 350 Establishments or More: 1992 — Con.

[Includes only establishments with payroll. For meaning of abbreviations and symbols, see introductory text. For explanation of terms and comparability of 1987 and 1992 censuses, see appendix A. For information on geographic areas followed by ▲, see appendix F]

SIC code	Geographic area and kind of business or operation	Establishments (number)	Receipts (\$1,000)	Annual payroll (\$1,000)	First-quarter payroll (\$1,000)	Paid employees for pay period including March 12 (number)
LOWELL—Con.						
83	Social services	5	1 842	1 053	256	66
835	Child day care services	1	(D)	(D)	(D)	AA
832, 3, 6, 9	Other social services	4	(D)	(D)	(D)	BB
87 ex. 8733	Engineering, accounting, research, management, and related services (except noncommercial research organizations)	39	28 245	7 143	1 860	214
871	Engineering, architectural, and surveying services	12	(D)	(D)	(D)	BB
872	Accounting, auditing, and bookkeeping services	14	4 282	1 968	466	70
873 ex. 8733	Research, development, and testing services (except noncommercial research organizations)	5	(D)	(D)	(D)	BB
874	Management and public relations services	8	(D)	(D)	(D)	BB
89	Services, n.e.c.	1	(D)	(D)	(D)	AA
LYNN						
	Total	430	176 077	76 634	18 197	3 416
70 ex. 704	Hotels, rooming houses, camps, and other lodging places (except membership lodging)	3	(D)	(D)	(D)	BB
7011	Hotels and motels	2	(D)	(D)	(D)	BB
7011 pt.	Hotels	2	(D)	(D)	(D)	BB
7011 pt.	Motels, motor hotels, and tourist courts	—	—	—	—	—
702, 3	Other lodging places	1	(D)	(D)	(D)	AA
72	Personal services	51	12 547	4 507	1 039	274
721	Laundry, cleaning, and garment services	11	5 767	2 442	575	155
7211	Power laundries, family and commercial*	1	(D)	(D)	(D)	CC
7213	Linen supply*	—	—	—	—	—
7215	Coin-operated laundries and drycleaning	3	(D)	(D)	(D)	AA
7216	Drycleaning plants, except rug cleaning*	5	(D)	(D)	(D)	BB
7217	Carpet and upholstery cleaning	1	(D)	(D)	(D)	AA
7218	Industrial laundriers*	—	—	—	—	—
7212, 9	Other laundry, cleaning, and garment services*	1	(D)	(D)	(D)	AA
722	Photographic studios, portrait	1	(D)	(D)	(D)	AA
723, 4	Beauty and barber shops	26	1 451	483	122	63
723	Beauty shops	25	(D)	(D)	(D)	BB
724	Barber shops	1	(D)	(D)	(D)	AA
725	Shoe repair shops and shoeshine parlors	—	—	—	—	—
726	Funeral service and crematories	11	5 021	1 494	332	51
729	Miscellaneous personal services	2	(D)	(D)	(D)	AA
73	Business services	56	19 206	8 060	1 915	632
731	Advertising	2	(D)	(D)	(D)	AA
732	Consumer credit reporting agencies, mercantile reporting agencies, and adjustment and collection agencies	—	—	—	—	—
733	Mailing, reproduction, commercial art and photography, and stenographic services	7	1 429	437	111	26
734	Services to dwellings and other buildings	10	3 120	1 772	461	121
735	Miscellaneous equipment rental and leasing	6	2 466	625	145	31
736	Personnel supply services	6	2 872	1 937	478	194
737	Computer programming, data processing, and other computer related services	13	4 635	1 442	335	56
7371, 2, 3	Computer programming, prepackaged software, and integrated systems	4	255	80	6	3
7374, 5, 6	Data processing services	4	1 227	536	131	24
7377, 8, 9	Computer rental and leasing, maintenance, and related services, n.e.c.	5	3 153	826	198	29
738	Miscellaneous business services	12	(D)	(D)	(D)	CC
75	Automotive repair, services, and parking	56	13 903	3 671	902	180
751	Automotive rental and leasing, without drivers	2	(D)	(D)	(D)	AA
752	Automobile parking	1	(D)	(D)	(D)	AA
753	Automotive repair shops	49	11 979	3 202	794	149
7532	Top, body, and upholstery repair shops and paint shops	21	5 359	1 487	394	72
7538	General automotive repair shops	16	3 449	685	153	31
7533, 4, 6, 7, 9	Other automotive repair shops	12	3 171	1 030	247	46
754	Automotive services, except repair	4	1 077	326	78	20
76	Miscellaneous repair services	17	5 113	1 862	447	74
762	Electrical repair shops	5	1 036	354	86	15
7622	Radio and television repair shops	1	(D)	(D)	(D)	AA
7623, 9	Other electrical and electronic repair shops	4	(D)	(D)	(D)	AA
763	Watch, clock, and jewelry repair	—	—	—	—	—
764	Reupholstery and furniture repair	3	829	348	85	11
769	Miscellaneous repair and related services	9	3 248	1 160	276	48

Table 5. Summary Statistics for Firms Subject to Federal Income Tax for Places With 350 Establishments or More: 1992 — Con.

[Includes only establishments with payroll. For meaning of abbreviations and symbols, see introductory text. For explanation of terms and comparability of 1987 and 1992 censuses, see appendix A. For information on geographic areas followed by ▲, see appendix F]

SIC code	Geographic area and kind of business or operation	Establishments (number)	Receipts (\$1,000)	Annual payroll (\$1,000)	First-quarter payroll (\$1,000)	Paid employees for pay period including March 12 (number)
LYNN—Con.						
78, 79, 84	Amusement and recreation services, including motion pictures and museums -----	17	4 452	1 450	311	98
781, 2	Motion picture production, distribution, and services -----	1	—	124	29	3
783	Motion picture theaters -----	—	—	—	—	—
784	Video tape rental -----	4	1 540	255	77	34
792	Theatrical producers (except motion picture), bands, orchestras, and entertainers -----	—	—	—	—	—
793	Bowling centers -----	3	956	374	83	28
79 ex. 792, 3; 84	Commercial sports and other amusement and recreation services, including museums -----	9	1 956	697	122	33
80	Health services -----	127	89 861	46 823	11 280	1 726
801	Offices and clinics of doctors of medicine -----	51	38 371	21 407	4 887	427
802	Offices and clinics of dentists -----	36	13 701	5 962	1 344	248
803	Offices and clinics of doctors of osteopathy -----	1	(D)	(D)	(D)	AA
804	Offices and clinics of other health practitioners -----	18	4 719	2 164	479	60
805	Nursing and personal care facilities -----	14	28 934	15 542	4 082	899
806	Hospitals -----	—	—	—	—	—
807, 8, 9	Other health services -----	7	(D)	(D)	(D)	BB
81	Legal services -----	59	17 499	4 823	1 200	202
823, 4, 9	Selected educational services -----	1	(D)	(D)	(D)	AA
83	Social services -----	12	3 087	1 430	284	91
835	Child day care services -----	5	679	236	48	18
832, 3, 6, 9	Other social services -----	7	2 408	1 194	236	73
87 ex. 8733	Engineering, accounting, research, management, and related services (except noncommercial research organizations) -----	30	8 179	3 595	731	98
871	Engineering, architectural, and surveying services -----	10	(D)	(D)	(D)	BB
872	Accounting, auditing, and bookkeeping services -----	10	3 329	1 290	258	43
873 ex. 87333	Research, development, and testing services (except noncommercial research organizations) -----	2	(D)	(D)	(D)	AA
874	Management and public relations services -----	8	2 739	1 294	259	19
89	Services, n.e.c. -----	1	(D)	(D)	(D)	AA
NATICK TOWN						
	Total -----	355	242 519	96 039	21 959	3 174
70 ex. 704	Hotels, rooming houses, camps, and other lodging places (except membership lodging) -----	3	(D)	(D)	(D)	EE
7011	Hotels and motels -----	3	(D)	(D)	(D)	EE
7011 pt.	Hotels -----	2	(D)	(D)	(D)	EE
7011 pt.	Motels, motor hotels, and tourist courts -----	1	(D)	(D)	(D)	AA
702, 3	Other lodging places -----	—	—	—	—	—
72	Personal services -----	42	9 342	3 608	851	235
721	Laundry, cleaning, and garment services -----	11	2 934	1 057	250	78
7211	Power laundries, family and commercial* -----	1	(D)	(D)	(D)	AA
7213	Linen supply* -----	—	—	—	—	—
7215	Coin-operated laundries and drycleaning -----	1	(D)	(D)	(D)	AA
7216	Drycleaning plants, except rug cleaning* -----	7	2 124	763	179	51
7217	Carpet and upholstery cleaning -----	—	—	—	—	—
7218	Industrial launderers* -----	—	—	—	—	—
7212, 9	Other laundry, cleaning, and garment services* -----	2	(D)	(D)	(D)	AA
722	Photographic studios, portrait -----	3	(D)	(D)	(D)	AA
723, 4	Beauty and barber shops -----	21	3 369	1 743	402	119
723	Beauty shops -----	18	2 913	1 522	352	106
724	Barber shops -----	3	456	221	50	13
725	Shoe repair shops and shoeshine parlors -----	—	—	—	—	—
726	Funeral service and crematories -----	2	(D)	(D)	(D)	AA
729	Miscellaneous personal services -----	5	1 955	639	163	26
73	Business services -----	68	83 283	34 071	7 429	955
731	Advertising -----	4	2 216	1 057	246	26
732	Consumer credit reporting agencies, mercantile reporting agencies, and adjustment and collection agencies -----	1	(D)	(D)	(D)	AA
733	Mailing, reproduction, commercial art and photography, and stenographic services -----	7	685	323	88	38
734	Services to dwellings and other buildings -----	11	8 737	3 788	874	266
735	Miscellaneous equipment rental and leasing -----	3	1 691	542	171	21
736	Personnel supply services -----	5	1 866	1 194	245	58
737	Computer programming, data processing, and other computer related services -----	27	61 732	25 262	5 418	483
7371, 2, 3	Computer programming, prepackaged software, and integrated systems -----	25	(D)	(D)	(D)	EE
7374, 5, 6	Data processing services -----	1	(D)	(D)	(D)	BB
7377, 8, 9	Computer rental and leasing, maintenance, and related services, n.e.c. -----	1	(D)	(D)	(D)	AA
738	Miscellaneous business services -----	10	(D)	(D)	(D)	BB

Table 5. Summary Statistics for Firms Subject to Federal Income Tax for Places With 350 Establishments or More: 1992 — Con.

[Includes only establishments with payroll. For meaning of abbreviations and symbols, see introductory text. For explanation of terms and comparability of 1987 and 1992 censuses, see appendix A. For information on geographic areas followed by ▲, see appendix F]

SIC code	Geographic area and kind of business or operation	Establishments (number)	Receipts (\$1,000)	Annual payroll (\$1,000)	First-quarter payroll (\$1,000)	Paid employees for pay period including March 12 (number)
NATICK TOWN — Con.						
75	Automotive repair, services, and parking	32	17 539	3 378	947	108
751	Automotive rental and leasing, without drivers	3	(D)	(D)	(D)	AA
752	Automobile parking	1	(D)	(D)	(D)	AA
753	Automotive repair shops	25	8 982	2 695	667	89
7532	Top, body, and upholstery repair shops and paint shops	10	4 487	1 456	377	43
7538	General automotive repair shops	11	2 476	622	139	23
7533, 4, 6, 7, 9	Other automotive repair shops	4	2 019	617	151	23
754	Automotive services, except repair	3	(D)	(D)	(D)	AA
76	Miscellaneous repair services	4	(D)	(D)	(D)	AA
762	Electrical repair shops	—	—	—	—	—
7622	Radio and television repair shops	—	—	—	—	—
7623, 9	Other electrical and electronic repair shops	—	—	—	—	—
763	Watch, clock, and jewelry repair	—	—	—	—	—
764	Reupholstery and furniture repair	1	(D)	(D)	(D)	AA
769	Miscellaneous repair and related services	3	(D)	(D)	(D)	AA
78, 79, 84	Amusement and recreation services, including motion pictures and museums	22	10 020	2 464	547	208
781, 2	Motion picture production, distribution, and services	3	550	142	25	9
783	Motion picture theaters	1	(D)	(D)	(D)	BB
784	Video tape rental	3	(D)	(D)	(D)	AA
792	Theatrical producers (except motion picture), bands, orchestras, and entertainers	1	(D)	(D)	(D)	AA
793	Bowling centers	1	(D)	(D)	(D)	AA
79 ex. 792, 3; 84	Commercial sports and other amusement and recreation services, including museums	13	4 996	1 685	361	136
80	Health services	80	47 366	21 423	5 094	632
801	Offices and clinics of doctors of medicine	47	27 748	13 021	2 851	239
802	Offices and clinics of dentists	18	7 154	2 485	575	134
803	Offices and clinics of doctors of osteopathy	—	—	—	—	—
804	Offices and clinics of other health practitioners	8	1 932	482	145	33
805	Nursing and personal care facilities	2	(D)	(D)	(D)	CC
806	Hospitals	—	—	—	—	—
807, 8, 9	Other health services	5	(D)	(D)	(D)	BB
81	Legal services	21	10 963	3 921	896	111
823, 4, 9	Selected educational services	1	(D)	(D)	(D)	AA
83	Social services	4	(D)	(D)	(D)	AA
835	Child day care services	1	(D)	(D)	(D)	AA
832, 3, 6, 9	Other social services	3	(D)	(D)	(D)	AA
87 ex. 8733	Engineering, accounting, research, management, and related services (except noncommercial research organizations)	74	48 728	22 811	5 150	612
871	Engineering, architectural, and surveying services	18	17 819	8 391	1 954	185
872	Accounting, auditing, and bookkeeping services	16	3 062	1 193	257	40
873 ex. 8733	Research, development, and testing services (except noncommercial research organizations)	8	9 441	4 434	1 131	237
874	Management and public relations services	32	18 406	8 793	1 808	150
89	Services, n.e.c.	4	(D)	(D)	(D)	AA
NEEDHAM TOWN						
	Total	377	247 344	118 183	25 937	3 378
70 ex. 704	Hotels, rooming houses, camps, and other lodging places (except membership lodging)	3	(D)	(D)	(D)	CC
7011	Hotels and motels	2	(D)	(D)	(D)	CC
7011 pt.	Hotels	1	(D)	(D)	(D)	CC
7011 pt.	Motels, motor hotels, and tourist courts	1	(D)	(D)	(D)	AA
702, 3	Other lodging places	1	(D)	(D)	(D)	AA
72	Personal services	34	8 114	3 103	764	192
721	Laundry, cleaning, and garment services	11	3 712	1 329	344	85
7211	Power laundries, family and commercial*	—	—	—	—	—
7213	Linen supply*	—	—	—	—	—
7215	Coin-operated laundries and drycleaning	2	(D)	(D)	(D)	AA
7216	Drycleaning plants, except rug cleaning*	5	2 238	947	247	61
7217	Carpet and upholstery cleaning	2	(D)	(D)	(D)	AA
7218	Industrial launderers*	—	—	—	—	—
7212, 9	Other laundry, cleaning, and garment services*	2	(D)	(D)	(D)	AA
722	Photographic studios, portrait	—	—	—	—	—
723, 4	Beauty and barber shops	16	1 911	882	213	73
723	Beauty shops	16	1 911	882	213	73
724	Barber shops	—	—	—	—	—
725	Shoe repair shops and shoeshine parlors	1	(D)	(D)	(D)	AA
726	Funeral service and crematories	2	(D)	(D)	(D)	AA
729	Miscellaneous personal services	4	(D)	(D)	(D)	BB

Table 5. Summary Statistics for Firms Subject to Federal Income Tax for Places With 350 Establishments or More: 1992 — Con.

[Includes only establishments with payroll. For meaning of abbreviations and symbols, see introductory text. For explanation of terms and comparability of 1987 and 1992 censuses, see appendix A. For information on geographic areas followed by ▲, see appendix F]

SIC code	Geographic area and kind of business or operation	Establishments (number)	Receipts (\$1,000)	Annual payroll (\$1,000)	First-quarter payroll (\$1,000)	Paid employees for pay period including March 12 (number)
NEEDHAM TOWN—Con.						
73	Business services	81	110 361	60 304	13 711	1 553
731	Advertising	5	(D)	(D)	(D)	BB
732	Consumer credit reporting agencies, mercantile reporting agencies, and adjustment and collection agencies	1	(D)	(D)	(D)	AA
733	Mailing, reproduction, commercial art and photography, and stenographic services	10	2 683	758	242	43
734	Services to dwellings and other buildings	9	3 153	1 270	241	110
735	Miscellaneous equipment rental and leasing	1	(D)	(D)	(D)	AA
736	Personnel supply services	11	24 245	19 144	5 099	601
737	Computer programming, data processing, and other computer related services	28	34 896	16 019	3 479	353
7371, 2, 3	Computer programming, prepackaged software, and integrated systems	19	28 607	14 013	3 022	296
7374, 5, 6	Data processing services	2	(D)	(D)	(D)	AA
7377, 8, 9	Computer rental and leasing, maintenance, and related services, n.e.c.	7	(D)	(D)	(D)	BB
738	Miscellaneous business services	16	32 474	20 411	4 096	376
75	Automotive repair, services, and parking	28	10 252	2 676	695	114
751	Automotive rental and leasing, without drivers	2	(D)	(D)	(D)	AA
752	Automobile parking	—	—	—	—	—
753	Automotive repair shops	21	8 339	2 156	569	83
7532	Top, body, and upholstery repair shops and paint shops	8	3 491	1 159	294	38
7538	General automotive repair shops	10	3 935	716	197	33
7533, 4, 6, 7, 9	Other automotive repair shops	3	913	281	78	12
754	Automotive services, except repair	5	(D)	(D)	(D)	AA
76	Miscellaneous repair services	15	8 344	3 288	794	101
762	Electrical repair shops	5	1 323	440	108	16
7622	Radio and television repair shops	1	(D)	(D)	(D)	AA
7623, 9	Other electrical and electronic repair shops	4	(D)	(D)	(D)	AA
763	Watch, clock, and jewelry repair	—	—	—	—	—
764	Reupholstery and furniture repair	1	(D)	(D)	(D)	AA
769	Miscellaneous repair and related services	9	(D)	(D)	(D)	BB
78, 79, 84	Amusement and recreation services, including motion pictures and museums	14	9 783	2 799	697	102
781, 2	Motion picture production, distribution, and services	4	(D)	(D)	(D)	BB
783	Motion picture theaters	—	—	—	—	—
784	Video tape rental	3	(D)	(D)	(D)	BB
792	Theatrical producers (except motion picture), bands, orchestras, and entertainers	—	—	—	—	—
793	Bowling centers	—	—	—	—	—
79 ex. 792, 3; 84	Commercial sports and other amusement and recreation services, including museums	7	2 058	800	184	38
80	Health services	82	46 197	20 420	3 744	606
801	Offices and clinics of doctors of medicine	40	23 446	10 583	1 664	216
802	Offices and clinics of dentists	20	8 184	3 630	699	141
803	Offices and clinics of doctors of osteopathy	—	—	—	—	—
804	Offices and clinics of other health practitioners	13	2 526	1 118	235	34
805	Nursing and personal care facilities	2	(D)	(D)	(D)	CC
806	Hospitals	—	—	—	—	—
807, 8, 9	Other health services	7	(D)	(D)	(D)	BB
81	Legal services	27	6 330	1 636	343	63
823, 4, 9	Selected educational services	2	(D)	(D)	(D)	AA
83	Social services	8	2 276	1 071	326	84
835	Child day care services	6	(D)	(D)	(D)	BB
832, 3, 6, 9	Other social services	2	(D)	(D)	(D)	BB
87 ex. 8733	Engineering, accounting, research, management, and related services (except noncommercial research organizations)	76	35 414	19 435	3 973	331
871	Engineering, architectural, and surveying services	16	(D)	(D)	(D)	BB
872	Accounting, auditing, and bookkeeping services	33	15 830	7 611	1 606	169
873 ex. 8733	Research, development, and testing services (except noncommercial research organizations)	3	(D)	(D)	(D)	AA
874	Management and public relations services	24	13 831	9 241	1 822	96
89	Services, n.e.c.	7	(D)	(D)	(D)	AA

Table 5. Summary Statistics for Firms Subject to Federal Income Tax for Places With 350 Establishments or More: 1992 — Con.

[Includes only establishments with payroll. For meaning of abbreviations and symbols, see introductory text. For explanation of terms and comparability of 1987 and 1992 censuses, see appendix A. For information on geographic areas followed by ▲, see appendix F]

SIC code	Geographic area and kind of business or operation	Establishments (number)	Receipts (\$1,000)	Annual payroll (\$1,000)	First-quarter payroll (\$1,000)	Paid employees for pay period including March 12 (number)
NEW BEDFORD						
	Total	594	235 705	92 429	20 586	4 576
70 ex. 704	Hotels, rooming houses, camps, and other lodging places (except membership lodging)	4	(D)	(D)	(D)	AA
7011	Hotels and motels	2	(D)	(D)	(D)	AA
7011 pt.	Hotels	1	(D)	(D)	(D)	AA
7011 pt.	Motels, motor hotels, and tourist courts	1	(D)	(D)	(D)	AA
702, 3	Other lodging places	2	(D)	(D)	(D)	AA
72	Personal services	84	29 564	8 802	2 019	568
721	Laundry, cleaning, and garment services	22	21 628	6 410	1 458	377
7211	Power laundries, family and commercial*	1	(D)	(D)	(D)	CC
7213	Linen supply*	—	—	—	—	—
7215	Coin-operated laundries and drycleaning	10	1 478	361	77	31
7216	Drycleaning plants, except rug cleaning*	5	(D)	(D)	(D)	BB
7217	Carpet and upholstery cleaning	2	(D)	(D)	(D)	AA
7218	Industrial laundriers*	3	(D)	(D)	(D)	CC
7212, 9	Other laundry, cleaning, and garment services*	1	(D)	(D)	(D)	BB
722	Photographic studios, portrait	1	(D)	(D)	(D)	AA
723, 4	Beauty and barber shops	44	2 630	928	228	113
723	Beauty shops	43	(D)	(D)	(D)	CC
724	Barber shops	1	(D)	(D)	(D)	AA
725	Shoe repair shops and shoeshine parlors	—	—	—	—	—
726	Funeral service and crematories	12	(D)	(D)	(D)	BB
729	Miscellaneous personal services	5	(D)	(D)	(D)	BB
73	Business services	60	19 645	8 579	1 859	581
731	Advertising	5	(D)	(D)	(D)	BB
732	Consumer credit reporting agencies, mercantile reporting agencies, and adjustment and collection agencies	—	—	—	—	—
733	Mailing, reproduction, commercial art and photography, and stenographic services	7	2 441	849	146	43
734	Services to dwellings and other buildings	15	3 465	1 748	339	76
735	Miscellaneous equipment rental and leasing	8	2 614	519	125	29
736	Personnel supply services	9	3 780	2 751	638	230
737	Computer programming, data processing, and other computer related services	3	340	18	1	3
7371, 2, 3	Computer programming, prepackaged software, and integrated systems	1	(D)	(D)	(D)	AA
7374, 5, 6	Data processing services	—	—	—	—	—
7377, 8, 9	Computer rental and leasing, maintenance, and related services, n.e.c.	2	(D)	(D)	(D)	AA
738	Miscellaneous business services	13	(D)	(D)	(D)	CC
75	Automotive repair, services, and parking	72	19 688	5 349	1 275	302
751	Automotive rental and leasing, without drivers	7	3 211	475	109	23
752	Automobile parking	2	(D)	(D)	(D)	AA
753	Automotive repair shops	53	14 594	4 362	1 039	228
7532	Top, body, and upholstery repair shops and paint shops	14	3 740	1 329	349	87
7538	General automotive repair shops	29	6 361	1 503	345	83
7533, 4, 6, 7, 9	Other automotive repair shops	10	4 493	1 530	345	58
754	Automotive services, except repair	10	(D)	(D)	(D)	BB
76	Miscellaneous repair services	28	18 359	4 192	1 022	172
762	Electrical repair shops	11	(D)	(D)	(D)	BB
7622	Radio and television repair shops	4	852	286	73	17
7623, 9	Other electrical and electronic repair shops	7	(D)	(D)	(D)	BB
763	Watch, clock, and jewelry repair	—	—	—	—	—
764	Reupholstery and furniture repair	2	(D)	(D)	(D)	AA
769	Miscellaneous repair and related services	15	(D)	(D)	(D)	CC
78, 79, 84	Amusement and recreation services, including motion pictures and museums	23	4 959	1 230	275	154
781, 2	Motion picture production, distribution, and services	—	—	—	—	—
783	Motion picture theaters	1	(D)	(D)	(D)	AA
784	Video tape rental	6	(D)	(D)	(D)	AA
792	Theatrical producers (except motion picture), bands, orchestras, and entertainers	—	—	—	—	—
793	Bowling centers	1	(D)	(D)	(D)	BB
79 ex. 792, 3, 84	Commercial sports and other amusement and recreation services, including museums	15	2 747	841	189	99
80	Health services	144	89 337	44 356	9 566	1 879
801	Offices and clinics of doctors of medicine	62	30 549	16 077	3 358	378
802	Offices and clinics of dentists	36	11 997	4 296	998	174
803	Offices and clinics of doctors of osteopathy	1	(D)	(D)	(D)	AA
804	Offices and clinics of other health practitioners	24	7 883	3 107	572	104
805	Nursing and personal care facilities	11	22 359	11 731	2 973	693
806	Hospitals	1	(D)	(D)	(D)	CC
807, 8, 9	Other health services	9	(D)	(D)	(D)	EE
81	Legal services	99	32 053	10 104	2 212	362
823, 4, 9	Selected educational services	6	(D)	(D)	(D)	BB

Table 5. Summary Statistics for Firms Subject to Federal Income Tax for Places With 350 Establishments or More: 1992 — Con.

[Includes only establishments with payroll. For meaning of abbreviations and symbols, see introductory text. For explanation of terms and comparability of 1987 and 1992 censuses, see appendix A. For information on geographic areas followed by ▲, see appendix F]

SIC code	Geographic area and kind of business or operation	Establishments (number)	Receipts (\$1,000)	Annual payroll (\$1,000)	First-quarter payroll (\$1,000)	Paid employees for pay period including March 12 (number)
NEW BEDFORD—Con.						
83	Social services	17	4 098	2 073	501	204
835	Child day care services	9	1 261	561	131	54
832, 3, 6, 9	Other social services	8	2 837	1 512	370	150
87 ex. 8733	Engineering, accounting, research, management, and related services (except noncommercial research organizations)	54	16 271	6 995	1 692	310
871	Engineering, architectural, and surveying services	14	4 190	1 680	428	68
872	Accounting, auditing, and bookkeeping services	28	8 033	3 651	918	146
873 ex. 8733	Research, development, and testing services (except noncommercial research organizations)	1	(D)	(D)	(D)	BB
874	Management and public relations services	11	(D)	(D)	(D)	BB
89	Services, n.e.c.	3	(D)	(D)	(D)	AA
NEWTON						
	Total	1 099	932 004	415 170	96 468	15 672
70 ex. 704	Hotels, rooming houses, camps, and other lodging places (except membership lodging)	6	34 971	10 686	2 311	866
7011	Hotels and motels	5	(D)	(D)	(D)	FF
7011 pt.	Hotels	4	(D)	(D)	(D)	FF
7011 pt.	Motels, motor hotels, and tourist courts	1	(D)	(D)	(D)	BB
702, 3	Other lodging places	1	(D)	(D)	(D)	AA
72	Personal services	115	32 796	12 168	2 793	701
721	Laundry, cleaning, and garment services	30	11 907	3 448	707	167
7211	Power laundries, family and commercial*	—	—	—	—	—
7213	Linen supply*	1	(D)	(D)	(D)	AA
7215	Coin-operated laundries and drycleaning	7	(D)	(D)	(D)	BB
7216	Drycleaning plants, except rug cleaning*	17	5 469	2 080	478	123
7217	Carpet and upholstery cleaning	3	316	160	33	6
7218	Industrial launderers*	—	—	—	—	—
7212, 9	Other laundry, cleaning, and garment services*	2	(D)	(D)	(D)	AA
722	Photographic studios, portrait	2	(D)	(D)	(D)	AA
723, 4	Beauty and barber shops	63	13 941	7 023	1 680	416
723	Beauty shops	60	13 738	6 971	1 667	412
724	Barber shops	3	203	52	13	4
725	Shoe repair shops and shoeshine parlors	1	(D)	(D)	(D)	AA
726	Funeral service and crematories	5	1 724	216	45	9
729	Miscellaneous personal services	14	(D)	(D)	(D)	BB
73	Business services	213	465 323	228 602	56 008	8 489
731	Advertising	29	29 727	8 539	2 045	207
732	Consumer credit reporting agencies, mercantile reporting agencies, and adjustment and collection agencies	3	(D)	(D)	(D)	EE
733	Mailing, reproduction, commercial art and photography, and stenographic services	19	7 209	2 520	627	149
734	Services to dwellings and other buildings	23	5 056	1 270	267	106
735	Miscellaneous equipment rental and leasing	7	15 715	5 295	2 141	551
736	Personnel supply services	19	(D)	(D)	(D)	HH
737	Computer programming, data processing, and other computer related services	75	217 468	86 914	19 915	1 801
7371, 2, 3	Computer programming, prepackaged software, and integrated systems	52	180 634	73 471	17 047	1 490
7374, 5, 6	Data processing services	5	3 810	1 280	249	29
7377, 8, 9	Computer rental and leasing, maintenance, and related services, n.e.c.	18	33 024	12 163	2 619	282
738	Miscellaneous business services	38	(D)	(D)	(D)	EE
75	Automotive repair, services, and parking	38	25 359	3 946	947	209
751	Automotive rental and leasing, without drivers	6	7 635	623	135	36
752	Automobile parking	7	(D)	(D)	(D)	BB
753	Automotive repair shops	22	12 131	2 343	577	98
7532	Top, body, and upholstery repair shops and paint shops	6	4 032	1 134	282	45
7538	General automotive repair shops	12	3 016	663	168	31
7533, 4, 6, 7, 9	Other automotive repair shops	4	5 083	546	127	22
754	Automotive services, except repair	3	(D)	(D)	(D)	BB
76	Miscellaneous repair services	15	3 418	1 330	311	45
762	Electrical repair shops	4	(D)	(D)	(D)	AA
7622	Radio and television repair shops	1	(D)	(D)	(D)	AA
7623, 9	Other electrical and electronic repair shops	3	(D)	(D)	(D)	AA
763	Watch, clock, and jewelry repair	1	(D)	(D)	(D)	AA
764	Reupholstery and furniture repair	4	479	206	44	8
769	Miscellaneous repair and related services	6	1 373	452	129	17

Table 5. Summary Statistics for Firms Subject to Federal Income Tax for Places With 350 Establishments or More: 1992 — Con.

[Includes only establishments with payroll. For meaning of abbreviations and symbols, see introductory text. For explanation of terms and comparability of 1987 and 1992 censuses, see appendix A. For information on geographic areas followed by ▲, see appendix F]

SIC code	Geographic area and kind of business or operation	Establishments (number)	Receipts (\$1,000)	Annual payroll (\$1,000)	First-quarter payroll (\$1,000)	Paid employees for pay period including March 12 (number)
	NEWTON—Con.					
78, 79, 84	Amusement and recreation services, including motion pictures and museums	50	29 583	6 407	1 279	378
781, 2	Motion picture production, distribution, and services	11	4 077	1 140	210	38
783	Motion picture theaters	3	(D)	(D)	(D)	BB
784	Video tape rental	8	2 926	454	100	41
792	Theatrical producers (except motion picture), bands, orchestras, and entertainers	8	(D)	(D)	(D)	BB
793	Bowling centers	—	—	—	—	—
79 ex. 792, 3; 84	Commercial sports and other amusement and recreation services, including museums	20	14 004	2 776	479	169
80	Health services	317	175 339	83 883	18 215	3 164
801	Offices and clinics of doctors of medicine	183	81 221	40 319	8 136	711
802	Offices and clinics of dentists	59	22 616	8 293	1 881	287
803	Offices and clinics of doctors of osteopathy	1	(D)	(D)	(D)	AA
804	Offices and clinics of other health practitioners	36	7 124	1 985	391	67
805	Nursing and personal care facilities	8	26 419	15 262	3 751	663
806	Hospitals	—	—	—	—	—
807, 8, 9	Other health services	30	(D)	(D)	(D)	GG
81	Legal services	92	22 614	6 637	1 418	234
823, 4, 9	Selected educational services	17	3 958	1 182	255	76
83	Social services	22	6 485	2 759	609	159
835	Child day care services	10	1 678	872	228	60
832, 3, 6, 9	Other social services	12	4 807	1 887	381	99
87 ex. 8733	Engineering, accounting, research, management, and related services (except noncommercial research organizations)	194	121 722	52 296	11 059	1 249
871	Engineering, architectural, and surveying services	55	48 583	21 119	4 810	504
872	Accounting, auditing, and bookkeeping services	49	25 822	11 835	2 366	296
873 ex. 8733	Research, development, and testing services (except noncommercial research organizations)	19	24 354	10 548	1 983	241
874	Management and public relations services	71	22 963	8 794	1 900	208
89	Services, n.e.c.	20	10 436	5 274	1 263	102
	NORWOOD TOWN					
	Total	379	415 762	163 506	36 602	5 351
70 ex. 704	Hotels, rooming houses, camps, and other lodging places (except membership lodging)	3	(D)	(D)	(D)	CC
7011	Hotels and motels	2	(D)	(D)	(D)	CC
7011 pt.	Hotels	2	(D)	(D)	(D)	CC
7011 pt.	Motels, motor hotels, and tourist courts	—	—	—	—	—
702, 3	Other lodging places	1	(D)	(D)	(D)	AA
72	Personal services	37	7 484	2 418	608	195
721	Laundry, cleaning, and garment services	9	1 754	726	188	50
7211	Power laundries, family and commercial*	—	—	—	—	—
7213	Linen supply*	1	(D)	(D)	(D)	AA
7215	Coin-operated laundries and drycleaning	2	(D)	(D)	(D)	AA
7216	Drycleaning plants, except rug cleaning*	4	845	415	93	32
7217	Carpet and upholstery cleaning	1	(D)	(D)	(D)	AA
7218	Industrial laundriers*	—	—	—	—	—
7212, 9	Other laundry, cleaning, and garment services*	1	(D)	(D)	(D)	AA
722	Photographic studios, portrait	—	—	—	—	—
723, 4	Beauty and barber shops	16	1 960	896	241	88
723	Beauty shops	16	1 960	896	241	88
724	Barber shops	—	—	—	—	—
725	Shoe repair shops and shoeshine parlors	1	(D)	(D)	(D)	AA
726	Funeral service and crematories	3	1 324	253	60	6
729	Miscellaneous personal services	8	(D)	(D)	(D)	BB
73	Business services	81	188 751	60 684	12 978	1 747
731	Advertising	5	6 720	1 535	400	53
732	Consumer credit reporting agencies, mercantile reporting agencies, and adjustment and collection agencies	1	(D)	(D)	(D)	AA
733	Mailing, reproduction, commercial art and photography, and stenographic services	4	1 174	294	64	15
734	Services to dwellings and other buildings	13	2 910	963	214	60
735	Miscellaneous equipment rental and leasing	9	6 529	1 561	328	53
736	Personnel supply services	6	8 314	6 306	1 405	383
737	Computer programming, data processing, and other computer related services	23	155 751	46 854	9 717	941
7371, 2, 3	Computer programming, prepackaged software, and integrated systems	16	145 208	42 933	9 094	869
7374, 5, 6	Data processing services	4	(D)	(D)	(D)	BB
7377, 8, 9	Computer rental and leasing, maintenance, and related services, n.e.c.	3	(D)	(D)	(D)	AA
738	Miscellaneous business services	20	(D)	(D)	(D)	CC

Table 5. Summary Statistics for Firms Subject to Federal Income Tax for Places With 350 Establishments or More: 1992 — Con.

[Includes only establishments with payroll. For meaning of abbreviations and symbols, see introductory text. For explanation of terms and comparability of 1987 and 1992 censuses, see appendix A. For information on geographic areas followed by ▲, see appendix F]

SIC code	Geographic area and kind of business or operation	Establishments (number)	Receipts (\$1,000)	Annual payroll (\$1,000)	First-quarter payroll (\$1,000)	Paid employees for pay period including March 12 (number)
NORWOOD TOWN—Con.						
75	Automotive repair, services, and parking	37	12 967	3 421	765	186
751	Automotive rental and leasing, without drivers	3	(D)	(D)	(D)	AA
752	Automobile parking	—	—	—	—	—
753	Automotive repair shops	29	9 731	2 659	599	118
7532	Top, body, and upholstery repair shops and paint shops	8	3 214	923	227	43
7538	General automotive repair shops	15	4 738	1 274	268	59
7533, 4, 6, 7, 9	Other automotive repair shops	6	1 779	462	104	16
754	Automotive services, except repair	5	(D)	(D)	(D)	BB
76	Miscellaneous repair services	16	12 266	4 078	997	137
762	Electrical repair shops	5	8 114	3 001	725	96
7622	Radio and television repair shops	1	(D)	(D)	(D)	AA
7623, 9	Other electrical and electronic repair shops	4	(D)	(D)	(D)	BB
763	Watch, clock, and jewelry repair	—	—	—	—	—
764	Reupholstery and furniture repair	2	(D)	(D)	(D)	AA
769	Miscellaneous repair and related services	9	(D)	(D)	(D)	BB
78, 79, 84	Amusement and recreation services, including motion pictures and museums	15	5 192	1 820	343	206
781, 2	Motion picture production, distribution, and services	—	—	—	—	—
783	Motion picture theaters	1	(D)	(D)	(D)	AA
784	Video tape rental	2	(D)	(D)	(D)	AA
792	Theatrical producers (except motion picture), bands, orchestras, and entertainers	—	—	—	—	—
793	Bowling centers	—	—	—	—	—
79 ex. 792, 3; 84	Commercial sports and other amusement and recreation services, including museums	12	4 389	1 627	308	183
80	Health services	109	93 303	43 587	9 591	1 369
801	Offices and clinics of doctors of medicine	60	46 598	23 655	5 069	458
802	Offices and clinics of dentists	21	7 412	2 794	614	102
803	Offices and clinics of doctors of osteopathy	—	—	—	—	—
804	Offices and clinics of other health practitioners	16	(D)	(D)	(D)	BB
805	Nursing and personal care facilities	7	27 764	14 065	3 250	638
806	Hospitals	—	—	—	—	—
807, 8, 9	Other health services	5	(D)	(D)	(D)	CC
81	Legal services	19	3 235	956	209	39
823, 4, 9	Selected educational services	2	(D)	(D)	(D)	AA
83	Social services	4	(D)	(D)	(D)	BB
835	Child day care services	3	(D)	(D)	(D)	BB
832, 3, 6, 9	Other social services	1	(D)	(D)	(D)	AA
87 ex. 8733	Engineering, accounting, research, management, and related services (except noncommercial research organizations)	49	73 994	36 213	8 682	1 115
871	Engineering, architectural, and surveying services	16	22 378	13 450	3 260	354
872	Accounting, auditing, and bookkeeping services	20	(D)	(D)	(D)	BB
873 ex. 8733	Research, development, and testing services (except noncommercial research organizations)	5	(D)	(D)	(D)	FF
874	Management and public relations services	8	2 976	1 254	311	54
89	Services, n.e.c.	7	(D)	(D)	(D)	CC
PEABODY						
	Total	362	216 783	95 126	22 172	4 235
70 ex. 704	Hotels, rooming houses, camps, and other lodging places (except membership lodging)	9	15 524	4 728	1 030	366
7011	Hotels and motels	8	(D)	(D)	(D)	EE
7011 pt.	Hotels	3	(D)	(D)	(D)	EE
7011 pt.	Motels, motor hotels, and tourist courts	5	(D)	(D)	(D)	BB
702, 3	Other lodging places	1	(D)	(D)	(D)	AA
72	Personal services	46	9 343	3 149	800	227
721	Laundry, cleaning, and garment services	5	592	113	24	7
7211	Power laundries, family and commercial*	—	—	—	—	—
7213	Linen supply*	—	—	—	—	—
7215	Coin-operated laundries and drycleaning	—	—	—	—	—
7216	Drycleaning plants, except rug cleaning*	3	(D)	(D)	(D)	AA
7217	Carpet and upholstery cleaning	2	(D)	(D)	(D)	AA
7218	Industrial launderers*	—	—	—	—	—
7212, 9	Other laundry, cleaning, and garment services*	—	—	—	—	—
722	Photographic studios, portrait	3	(D)	(D)	(D)	BB
723, 4	Beauty and barber shops	28	4 236	1 769	444	148
723	Beauty shops	27	(D)	(D)	(D)	CC
724	Barber shops	1	(D)	(D)	(D)	AA
725	Shoe repair shops and shoeshine parlors	—	—	—	—	—
726	Funeral service and crematories	2	(D)	(D)	(D)	AA
729	Miscellaneous personal services	8	2 573	845	195	42

Table 5. Summary Statistics for Firms Subject to Federal Income Tax for Places With 350 Establishments or More: 1992 — Con.

[Includes only establishments with payroll. For meaning of abbreviations and symbols, see introductory text. For explanation of terms and comparability of 1987 and 1992 censuses, see appendix A. For information on geographic areas followed by ▲, see appendix F]

SIC code	Geographic area and kind of business or operation	Establishments (number)	Receipts (\$1,000)	Annual payroll (\$1,000)	First-quarter payroll (\$1,000)	Paid employees for pay period including March 12 (number)
	PEABODY—Con.					
73	Business services	65	61 131	37 992	8 580	1 677
731	Advertising	4	(D)	(D)	(D)	BB
732	Consumer credit reporting agencies, mercantile reporting agencies, and adjustment and collection agencies	—	—	—	—	—
733	Mailing, reproduction, commercial art and photography, and stenographic services	7	9 878	4 685	1 184	197
734	Services to dwellings and other buildings	14	10 389	6 850	1 485	656
735	Miscellaneous equipment rental and leasing	1	(D)	(D)	(D)	AA
736	Personnel supply services	13	24 254	19 811	4 474	564
737	Computer programming, data processing, and other computer related services	17	8 934	2 934	658	72
7371, 2, 3	Computer programming, prepackaged software, and integrated systems	11	(D)	(D)	(D)	BB
7374, 5, 6	Data processing services	2	(D)	(D)	(D)	AA
7377, 8, 9	Computer rental and leasing, maintenance, and related services, n.e.c.	4	(D)	(D)	(D)	BB
738	Miscellaneous business services	9	3 482	1 569	326	124
75	Automotive repair, services, and parking	36	15 437	3 061	711	161
751	Automotive rental and leasing, without drivers	4	(D)	(D)	(D)	AA
752	Automobile parking	—	—	—	—	—
753	Automotive repair shops	26	8 383	2 130	502	114
7532	Top, body, and upholstery repair shops and paint shops	7	1 819	533	127	30
7538	General automotive repair shops	15	4 979	1 105	259	55
7533, 4, 6, 7, 9	Other automotive repair shops	4	1 585	492	116	29
754	Automotive services, except repair	6	(D)	(D)	(D)	BB
76	Miscellaneous repair services	18	17 623	4 882	1 138	171
762	Electrical repair shops	4	876	123	34	10
7622	Radio and television repair shops	—	—	—	—	—
7623, 9	Other electrical and electronic repair shops	4	876	123	34	10
763	Watch, clock, and jewelry repair	—	—	—	—	—
764	Reupholstery and furniture repair	—	—	—	—	—
769	Miscellaneous repair and related services	14	16 747	4 759	1 104	161
78, 79, 84	Amusement and recreation services, including motion pictures and museums	12	5 651	1 049	253	103
781, 2	Motion picture production, distribution, and services	—	—	—	—	—
783	Motion picture theaters	1	(D)	(D)	(D)	AA
784	Video tape rental	4	(D)	(D)	(D)	BB
792	Theatrical producers (except motion picture), bands, orchestras, and entertainers	—	—	—	—	—
793	Bowling centers	1	(D)	(D)	(D)	AA
79 ex. 792, 3; 84	Commercial sports and other amusement and recreation services, including museums	6	3 253	620	150	59
80	Health services	90	47 524	21 673	5 161	947
801	Offices and clinics of doctors of medicine	30	17 147	8 721	2 026	208
802	Offices and clinics of dentists	31	11 236	4 488	1 021	187
803	Offices and clinics of doctors of osteopathy	1	(D)	(D)	(D)	AA
804	Offices and clinics of other health practitioners	13	2 713	612	157	38
805	Nursing and personal care facilities	4	10 894	5 853	1 441	317
806	Hospitals	—	—	—	—	—
807, 8, 9	Other health services	11	(D)	(D)	(D)	CC
81	Legal services	29	14 550	4 854	938	133
823, 4, 9	Selected educational services	2	(D)	(D)	(D)	AA
83	Social services	3	346	190	38	14
835	Child day care services	2	(D)	(D)	(D)	AA
832, 3, 6, 9	Other social services	1	(D)	(D)	(D)	AA
87 ex. 8733	Engineering, accounting, research, management, and related services (except noncommercial research organizations)	50	28 850	13 205	3 419	424
871	Engineering, architectural, and surveying services	11	12 866	6 058	1 427	148
872	Accounting, auditing, and bookkeeping services	23	(D)	(D)	(D)	BB
873 ex. 8733	Research, development, and testing services (except noncommercial research organizations)	3	(D)	(D)	(D)	BB
874	Management and public relations services	13	8 672	4 470	1 372	138
89	Services, n.e.c.	2	(D)	(D)	(D)	AA

Table 5. Summary Statistics for Firms Subject to Federal Income Tax for Places With 350 Establishments or More: 1992 — Con.

[Includes only establishments with payroll. For meaning of abbreviations and symbols, see introductory text. For explanation of terms and comparability of 1987 and 1992 censuses, see appendix A. For information on geographic areas followed by ▲, see appendix F]

SIC code	Geographic area and kind of business or operation	Establishments (number)	Receipts (\$1,000)	Annual payroll (\$1,000)	First-quarter payroll (\$1,000)	Paid employees for pay period including March 12 (number)
PITTSFIELD						
	Total	437	223 121	102 454	20 604	4 060
70 ex. 704	Hotels, rooming houses, camps, and other lodging places (except membership lodging)	6	7 163	2 759	733	186
7011	Hotels and motels	5	(D)	(D)	(D)	CC
7011 pt.	Hotels	2	(D)	(D)	(D)	CC
7011 pt.	Motels, motor hotels, and tourist courts	3	(D)	(D)	(D)	AA
702, 3	Other lodging places	1	(D)	(D)	(D)	AA
72	Personal services	58	10 876	3 826	966	361
721	Laundry, cleaning, and garment services	11	(D)	(D)	(D)	CC
7211	Power laundries, family and commercial*	—	—	—	—	—
7213	Linen supply*	—	—	—	—	—
7215	Coin-operated laundries and drycleaning	5	(D)	(D)	(D)	AA
7216	Drycleaning plants, except rug cleaning*	5	(D)	(D)	(D)	BB
7217	Carpet and upholstery cleaning	—	—	—	—	—
7218	Industrial laundriers*	1	(D)	(D)	(D)	BB
7212, 9	Other laundry, cleaning, and garment services*	—	—	—	—	—
722	Photographic studios, portrait	2	(D)	(D)	(D)	AA
723, 4	Beauty and barber shops	33	2 810	1 237	281	131
723	Beauty shops	33	2 810	1 237	281	131
724	Barber shops	—	—	—	—	—
725	Shoe repair shops and shoeshine parlors	—	—	—	—	—
726	Funeral service and crematories	5	(D)	(D)	(D)	BB
729	Miscellaneous personal services	7	(D)	(D)	(D)	BB
73	Business services	55	37 427	17 080	3 752	791
731	Advertising	4	(D)	(D)	(D)	BB
732	Consumer credit reporting agencies, mercantile reporting agencies, and adjustment and collection agencies	1	(D)	(D)	(D)	AA
733	Mailing, reproduction, commercial art and photography, and stenographic services	4	(D)	(D)	(D)	BB
734	Services to dwellings and other buildings	14	4 478	2 300	526	163
735	Miscellaneous equipment rental and leasing	7	(D)	(D)	(D)	AA
736	Personnel supply services	7	5 432	3 619	748	273
737	Computer programming, data processing, and other computer related services	8	(D)	(D)	(D)	CC
7371, 2, 3	Computer programming, prepackaged software, and integrated systems	3	(D)	(D)	(D)	CC
7374, 5, 6	Data processing services	4	(D)	(D)	(D)	BB
7377, 8, 9	Computer rental and leasing, maintenance, and related services, n.e.c.	1	(D)	(D)	(D)	AA
738	Miscellaneous business services	10	(D)	(D)	(D)	BB
75	Automotive repair, services, and parking	41	10 877	2 835	689	134
751	Automotive rental and leasing, without drivers	6	(D)	(D)	(D)	AA
752	Automobile parking	1	(D)	(D)	(D)	AA
753	Automotive repair shops	28	(D)	(D)	(D)	BB
7532	Top, body, and upholstery repair shops and paint shops	14	(D)	(D)	(D)	BB
7538	General automotive repair shops	10	(D)	(D)	(D)	AA
7533, 4, 6, 7, 9	Other automotive repair shops	4	(D)	(D)	(D)	AA
754	Automotive services, except repair	6	(D)	(D)	(D)	BB
76	Miscellaneous repair services	14	4 426	1 112	264	56
762	Electrical repair shops	5	(D)	(D)	(D)	BB
7622	Radio and television repair shops	1	(D)	(D)	(D)	AA
7623, 9	Other electrical and electronic repair shops	4	(D)	(D)	(D)	BB
763	Watch, clock, and jewelry repair	—	—	—	—	—
764	Reupholstery and furniture repair	2	(D)	(D)	(D)	AA
769	Miscellaneous repair and related services	7	(D)	(D)	(D)	AA
78, 79, 84	Amusement and recreation services, including motion pictures and museums	26	6 534	1 853	548	212
781, 2	Motion picture production, distribution, and services	—	—	—	—	—
783	Motion picture theaters	1	(D)	(D)	(D)	AA
784	Video tape rental	4	(D)	(D)	(D)	BB
792	Theatrical producers (except motion picture), bands, orchestras, and entertainers	1	(D)	(D)	(D)	AA
793	Bowling centers	3	(D)	(D)	(D)	AA
79 ex. 792, 3, 84	Commercial sports and other amusement and recreation services, including museums	17	(D)	(D)	(D)	CC
80	Health services	126	87 172	44 851	8 741	1 390
801	Offices and clinics of doctors of medicine	54	54 357	30 092	5 495	616
802	Offices and clinics of dentists	42	(D)	(D)	(D)	CC
803	Offices and clinics of doctors of osteopathy	—	—	—	—	—
804	Offices and clinics of other health practitioners	21	(D)	(D)	(D)	BB
805	Nursing and personal care facilities	3	(D)	(D)	(D)	EE
806	Hospitals	—	—	—	—	—
807, 8, 9	Other health services	6	(D)	(D)	(D)	CC
81	Legal services	50	(D)	(D)	(D)	CC
823, 4, 9	Selected educational services	4	(D)	(D)	(D)	AA

Table 5. Summary Statistics for Firms Subject to Federal Income Tax for Places With 350 Establishments or More: 1992 — Con.

[Includes only establishments with payroll. For meaning of abbreviations and symbols, see introductory text. For explanation of terms and comparability of 1987 and 1992 censuses, see appendix A. For information on geographic areas followed by ▲, see appendix F]

SIC code	Geographic area and kind of business or operation	Establishments (number)	Receipts (\$1,000)	Annual payroll (\$1,000)	First-quarter payroll (\$1,000)	Paid employees for pay period including March 12 (number)
PITTSFIELD—Con.						
83	Social services	7	(D)	(D)	(D)	BB
835	Child day care services	5	(D)	(D)	(D)	BB
832, 3, 6, 9	Other social services	2	(D)	(D)	(D)	BB
87 ex. 8733	Engineering, accounting, research, management, and related services (except noncommercial research organizations)	49	38 640	18 589	3 234	622
871	Engineering, architectural, and surveying services	16	(D)	(D)	(D)	CC
872	Accounting, auditing, and bookkeeping services	19	(D)	(D)	(D)	BB
873 ex. 8733	Research, development, and testing services (except noncommercial research organizations)	4	(D)	(D)	(D)	BB
874	Management and public relations services	10	(D)	(D)	(D)	EE
89	Services, n.e.c.	1	(D)	(D)	(D)	AA
QUINCY						
	Total	677	492 423	187 900	43 306	8 777
70 ex. 704	Hotels, rooming houses, camps, and other lodging places (except membership lodging)	2	(D)	(D)	(D)	BB
7011	Hotels and motels	2	(D)	(D)	(D)	BB
7011 pt.	Hotels	1	(D)	(D)	(D)	BB
7011 pt.	Motels, motor hotels, and tourist courts	1	(D)	(D)	(D)	AA
702, 3	Other lodging places	—	—	—	—	—
72	Personal services	88	20 829	8 583	1 960	621
721	Laundry, cleaning, and garment services	21	6 632	3 261	692	199
7211	Power laundries, family and commercial*	—	—	—	—	—
7213	Linen supply*	—	—	—	—	—
7215	Coin-operated laundries and drycleaning	7	766	128	35	18
7216	Drycleaning plants, except rug cleaning*	13	(D)	(D)	(D)	CC
7217	Carpet and upholstery cleaning	1	(D)	(D)	(D)	AA
7218	Industrial laundriers*	—	—	—	—	—
7212, 9	Other laundry, cleaning, and garment services*	—	—	—	—	—
722	Photographic studios, portrait	2	(D)	(D)	(D)	AA
723, 4	Beauty and barber shops	46	5 844	2 862	694	257
723	Beauty shops	40	5 319	2 708	657	243
724	Barber shops	6	525	154	37	14
725	Shoe repair shops and shoeshine parlors	1	(D)	(D)	(D)	AA
726	Funeral service and crematories	8	4 785	1 178	283	43
729	Miscellaneous personal services	10	(D)	(D)	(D)	CC
73	Business services	109	150 295	69 081	16 219	4 055
731	Advertising	7	3 786	1 791	426	41
732	Consumer credit reporting agencies, mercantile reporting agencies, and adjustment and collection agencies	2	(D)	(D)	(D)	AA
733	Mailing, reproduction, commercial art and photography, and stenographic services	8	3 193	927	183	31
734	Services to dwellings and other buildings	22	4 373	1 634	372	242
735	Miscellaneous equipment rental and leasing	5	2 123	518	130	26
736	Personnel supply services	18	15 536	10 590	2 274	1 828
737	Computer programming, data processing, and other computer related services	21	110 583	48 058	11 555	1 444
7371, 2, 3	Computer programming, prepackaged software, and integrated systems	14	(D)	(D)	(D)	CC
7374, 5, 6	Data processing services	4	(D)	(D)	(D)	GG
7377, 8, 9	Computer rental and leasing, maintenance, and related services, n.e.c.	3	(D)	(D)	(D)	AA
738	Miscellaneous business services	26	(D)	(D)	(D)	EE
75	Automotive repair, services, and parking	74	31 550	8 085	1 913	370
751	Automotive rental and leasing, without drivers	3	(D)	(D)	(D)	AA
752	Automobile parking	6	(D)	(D)	(D)	BB
753	Automotive repair shops	57	26 204	6 793	1 623	282
7532	Top, body, and upholstery repair shops and paint shops	19	10 131	2 633	633	109
7538	General automotive repair shops	22	9 473	2 304	526	94
7533, 4, 6, 7, 9	Other automotive repair shops	16	6 600	1 856	464	79
754	Automotive services, except repair	8	2 178	716	177	47
76	Miscellaneous repair services	21	8 399	2 306	475	85
762	Electrical repair shops	6	3 574	1 076	249	44
7622	Radio and television repair shops	3	(D)	(D)	(D)	AA
7623, 9	Other electrical and electronic repair shops	3	(D)	(D)	(D)	BB
763	Watch, clock, and jewelry repair	—	—	—	—	—
764	Reupholstery and furniture repair	—	(D)	(D)	(D)	AA
769	Miscellaneous repair and related services	14	(D)	(D)	(D)	BB

Table 5. Summary Statistics for Firms Subject to Federal Income Tax for Places With 350 Establishments or More: 1992 — Con.

[Includes only establishments with payroll. For meaning of abbreviations and symbols, see introductory text. For explanation of terms and comparability of 1987 and 1992 censuses, see appendix A. For information on geographic areas followed by ▲, see appendix F]

SIC code	Geographic area and kind of business or operation	Establishments (number)	Receipts (\$1,000)	Annual payroll (\$1,000)	First-quarter payroll (\$1,000)	Paid employees for pay period including March 12 (number)
QUINCY—Con.						
78, 79, 84	Amusement and recreation services, including motion pictures and museums	24	48 780	2 206	692	249
781, 2	Motion picture production, distribution, and services	2	(D)	(D)	(D)	BB
783	Motion picture theaters	2	(D)	(D)	(D)	BB
784	Video tape rental	4	(D)	(D)	(D)	BB
792	Theatrical producers (except motion picture), bands, orchestras, and entertainers	1	(D)	(D)	(D)	AA
793	Bowling centers	2	(D)	(D)	(D)	AA
79 ex. 792, 3; 84	Commercial sports and other amusement and recreation services, including museums	13	3 862	1 242	283	161
80	Health services	177	110 056	53 202	11 978	1 968
801	Offices and clinics of doctors of medicine	75	49 362	25 363	5 571	521
802	Offices and clinics of dentists	57	22 060	9 051	2 031	331
803	Offices and clinics of doctors of osteopathy	1	(D)	(D)	(D)	AA
804	Offices and clinics of other health practitioners	27	8 284	3 076	673	102
805	Nursing and personal care facilities	9	21 099	11 610	2 794	647
806	Hospitals	—	—	—	—	—
807, 8, 9	Other health services	8	(D)	(D)	(D)	EE
81	Legal services	82	33 196	10 829	2 383	268
823, 4, 9	Selected educational services	6	(D)	(D)	(D)	BB
83	Social services	18	4 542	2 019	586	191
835	Child day care services	11	2 315	1 172	324	103
832, 3, 6, 9	Other social services	7	2 227	847	262	88
87 ex. 8733	Engineering, accounting, research, management, and related services (except noncommercial research organizations)	73	79 536	29 736	6 729	887
871	Engineering, architectural, and surveying services	22	(D)	(D)	(D)	CC
872	Accounting, auditing, and bookkeeping services	24	13 574	5 771	1 335	162
873 ex. 87333	Research, development, and testing services (except noncommercial research organizations)	4	(D)	(D)	(D)	EE
874	Management and public relations services	23	17 436	5 369	1 235	201
89	Services, n.e.c.	3	1 036	224	65	20
SALEM						
	Total	387	165 766	68 376	14 527	2 439
70 ex. 704	Hotels, rooming houses, camps, and other lodging places (except membership lodging)	5	(D)	(D)	(D)	CC
7011	Hotels and motels	4	(D)	(D)	(D)	CC
7011 pt.	Hotels	3	(D)	(D)	(D)	BB
7011 pt.	Motels, motor hotels, and tourist courts	1	(D)	(D)	(D)	AA
702, 3	Other lodging places	1	(D)	(D)	(D)	AA
72	Personal services	35	8 508	2 475	537	164
721	Laundry, cleaning, and garment services	11	2 249	672	143	64
7211	Power laundries, family and commercial*	1	(D)	(D)	(D)	BB
7213	Linen supply*	1	(D)	(D)	(D)	AA
7215	Coin-operated laundries and drycleaning	3	298	76	18	11
7216	Drycleaning plants, except rug cleaning*	4	432	106	21	13
7217	Carpet and upholstery cleaning	1	(D)	(D)	(D)	AA
7218	Industrial laundriers*	—	—	—	—	—
7212, 9	Other laundry, cleaning, and garment services*	1	(D)	(D)	(D)	AA
722	Photographic studios, portrait	3	(D)	(D)	(D)	AA
723, 4	Beauty and barber shops	12	1 166	495	129	52
723	Beauty shops	12	1 166	495	129	52
724	Barber shops	—	—	—	—	—
725	Shoe repair shops and shoeshine parlors	—	—	—	—	—
726	Funeral service and crematories	6	3 363	857	171	22
729	Miscellaneous personal services	3	(D)	(D)	(D)	AA
73	Business services	42	23 554	9 633	2 368	415
731	Advertising	2	(D)	(D)	(D)	AA
732	Consumer credit reporting agencies, mercantile reporting agencies, and adjustment and collection agencies	2	(D)	(D)	(D)	AA
733	Mailing, reproduction, commercial art and photography, and stenographic services	3	911	290	58	10
734	Services to dwellings and other buildings	6	2 478	1 219	252	135
735	Miscellaneous equipment rental and leasing	4	1 890	536	127	22
736	Personnel supply services	2	(D)	(D)	(D)	BB
737	Computer programming, data processing, and other computer related services	9	3 209	1 065	437	46
7371, 2, 3	Computer programming, prepackaged software, and integrated systems	8	(D)	(D)	(D)	BB
7374, 5, 6	Data processing services	—	—	—	—	—
7377, 8, 9	Computer rental and leasing, maintenance, and related services, n.e.c.	1	(D)	(D)	(D)	AA
738	Miscellaneous business services	14	13 747	5 678	1 287	146

Table 5. Summary Statistics for Firms Subject to Federal Income Tax for Places With 350 Establishments or More: 1992 — Con.

[Includes only establishments with payroll. For meaning of abbreviations and symbols, see introductory text. For explanation of terms and comparability of 1987 and 1992 censuses, see appendix A. For information on geographic areas followed by ▲, see appendix F]

SIC code	Geographic area and kind of business or operation	Establishments (number)	Receipts (\$1,000)	Annual payroll (\$1,000)	First-quarter payroll (\$1,000)	Paid employees for pay period including March 12 (number)
SALEM—Con.						
75	Automotive repair, services, and parking	40	14 857	3 382	809	146
751	Automotive rental and leasing, without drivers	1	(D)	(D)	(D)	AA
752	Automobile parking	4	(D)	(D)	(D)	BB
753	Automotive repair shops	32	12 246	2 727	663	106
7532	Top, body, and upholstery repair shops and paint shops	11	4 530	709	178	30
7538	General automotive repair shops	12	4 414	1 048	257	37
7533, 4, 6, 7, 9	Other automotive repair shops	9	3 302	970	228	39
754	Automotive services, except repair	3	(D)	(D)	(D)	AA
76	Miscellaneous repair services	7	811	299	81	18
762	Electrical repair shops	2	(D)	(D)	(D)	AA
7622	Radio and television repair shops	—	—	—	—	—
7623, 9	Other electrical and electronic repair shops	2	(D)	(D)	(D)	AA
763	Watch, clock, and jewelry repair	—	—	—	—	—
764	Reupholstery and furniture repair	—	—	—	—	—
769	Miscellaneous repair and related services	5	(D)	(D)	(D)	AA
78, 79, 84	Amusement and recreation services, including motion pictures and museums	20	6 172	1 735	307	178
781, 2	Motion picture production, distribution, and services	—	—	—	—	—
783	Motion picture theaters	1	(D)	(D)	(D)	AA
784	Video tape rental	5	(D)	(D)	(D)	AA
792	Theatrical producers (except motion picture), bands, orchestras, and entertainers	—	—	—	—	—
793	Bowling centers	1	(D)	(D)	(D)	AA
79 ex. 792, 3; 84	Commercial sports and other amusement and recreation services, including museums	13	4 764	1 494	231	150
80	Health services	100	67 733	36 736	7 279	960
801	Offices and clinics of doctors of medicine	54	45 174	26 022	4 799	474
802	Offices and clinics of dentists	25	8 089	2 844	664	122
803	Offices and clinics of doctors of osteopathy	1	(D)	(D)	(D)	AA
804	Offices and clinics of other health practitioners	12	5 434	2 513	484	69
805	Nursing and personal care facilities	1	(D)	(D)	(D)	BB
806	Hospitals	—	—	—	—	—
807, 8, 9	Other health services	7	(D)	(D)	(D)	CC
81	Legal services	79	26 593	7 539	1 649	256
823, 4, 9	Selected educational services	1	(D)	(D)	(D)	AA
83	Social services	7	1 484	676	153	51
835	Child day care services	6	(D)	(D)	(D)	BB
832, 3, 6, 9	Other social services	1	(D)	(D)	(D)	AA
87 ex. 8733	Engineering, accounting, research, management, and related services (except noncommercial research organizations)	49	10 273	3 895	907	127
871	Engineering, architectural, and surveying services	13	3 384	1 278	296	45
872	Accounting, auditing, and bookkeeping services	23	4 438	1 815	449	64
873 ex. 8733	Research, development, and testing services (except noncommercial research organizations)	1	(D)	(D)	(D)	AA
874	Management and public relations services	12	(D)	(D)	(D)	AA
89	Services, n.e.c.	2	(D)	(D)	(D)	AA
SOMERVILLE						
	Total	378	341 280	111 999	26 383	6 271
70 ex. 704	Hotels, rooming houses, camps, and other lodging places (except membership lodging)	1	(D)	(D)	(D)	CC
7011	Hotels and motels	1	(D)	(D)	(D)	CC
7011 pt. 7011 pt.	Hotels	1	(D)	(D)	(D)	CC
	Motels, motor hotels, and tourist courts	—	—	—	—	—
702, 3	Other lodging places	—	—	—	—	—
72	Personal services	51	15 158	5 629	1 326	374
721	Laundry, cleaning, and garment services	16	9 730	4 198	990	258
7211	Power laundries, family and commercial*	2	(D)	(D)	(D)	CC
7213	Linen supply*	—	—	—	—	—
7215	Coin-operated laundries and drycleaning	5	769	237	56	32
7216	Drycleaning plants, except rug cleaning*	6	1 207	678	192	59
7217	Carpet and upholstery cleaning	1	(D)	(D)	(D)	AA
7218	Industrial launderers*	—	—	—	—	—
7212, 9	Other laundry, cleaning, and garment services*	2	(D)	(D)	(D)	AA
722	Photographic studios, portrait	2	(D)	(D)	(D)	AA
723, 4	Beauty and barber shops	23	1 579	688	165	67
723	Beauty shops	22	(D)	(D)	(D)	BB
724	Barber shops	1	(D)	(D)	(D)	AA
725	Shoe repair shops and shoeshine parlors	—	—	—	—	—
726	Funeral service and crematories	4	1 983	439	95	15
729	Miscellaneous personal services	6	(D)	(D)	(D)	BB

Table 5. Summary Statistics for Firms Subject to Federal Income Tax for Places With 350 Establishments or More: 1992 — Con.

[Includes only establishments with payroll. For meaning of abbreviations and symbols, see introductory text. For explanation of terms and comparability of 1987 and 1992 censuses, see appendix A. For information on geographic areas followed by ▲, see appendix F]

SIC code	Geographic area and kind of business or operation	Establishments (number)	Receipts (\$1,000)	Annual payroll (\$1,000)	First-quarter payroll (\$1,000)	Paid employees for pay period including March 12 (number)
SOMERVILLE—Con.						
73	Business services	67	185 789	55 529	14 026	3 597
731	Advertising	1	(D)	(D)	(D)	AA
732	Consumer credit reporting agencies, mercantile reporting agencies, and adjustment and collection agencies	1	(D)	(D)	(D)	AA
733	Mailing, reproduction, commercial art and photography, and stenographic services	7	3 812	2 008	468	95
734	Services to dwellings and other buildings	19	(D)	(D)	(D)	GG
735	Miscellaneous equipment rental and leasing	5	5 038	1 936	495	65
736	Personnel supply services	2	(D)	(D)	(D)	BB
737	Computer programming, data processing, and other computer related services	14	125 238	20 927	5 359	459
7371, 2, 3	Computer programming, prepackaged software, and integrated systems	9	(D)	(D)	(D)	CC
7374, 5, 6	Data processing services	1	(D)	(D)	(D)	CC
7377, 8, 9	Computer rental and leasing, maintenance, and related services, n.e.c.	4	(D)	(D)	(D)	BB
738	Miscellaneous business services	18	18 082	9 113	2 322	863
75	Automotive repair, services, and parking	68	24 685	7 769	1 813	311
751	Automotive rental and leasing, without drivers	8	3 123	781	175	32
752	Automobile parking	1	(D)	(D)	(D)	AA
753	Automotive repair shops	51	19 077	6 353	1 487	245
7532	Top, body, and upholstery repair shops and paint shops	17	8 660	3 128	745	111
7538	General automotive repair shops	25	7 153	2 366	540	103
7533, 4, 6, 7, 9	Other automotive repair shops	9	3 264	859	202	31
754	Automotive services, except repair	8	(D)	(D)	(D)	BB
76	Miscellaneous repair services	16	8 741	2 941	713	122
762	Electrical repair shops	4	3 014	1 190	283	41
7622	Radio and television repair shops	1	(D)	(D)	(D)	AA
7623, 9	Other electrical and electronic repair shops	3	(D)	(D)	(D)	BB
763	Watch, clock, and jewelry repair	—	—	—	—	—
764	Reupholstery and furniture repair	2	(D)	(D)	(D)	AA
769	Miscellaneous repair and related services	10	(D)	(D)	(D)	BB
78, 79, 84	Amusement and recreation services, including motion pictures and museums	21	10 183	1 714	397	161
781, 2	Motion picture production, distribution, and services	1	(D)	(D)	(D)	AA
783	Motion picture theaters	2	(D)	(D)	(D)	BB
784	Video tape rental	4	1 447	288	63	37
792	Theatrical producers (except motion picture), bands, orchestras, and entertainers	3	(D)	(D)	(D)	AA
793	Bowling centers	1	(D)	(D)	(D)	AA
79 ex. 792, 3; 84	Commercial sports and other amusement and recreation services, including museums	10	3 012	556	124	49
80	Health services	61	39 267	17 114	3 557	737
801	Offices and clinics of doctors of medicine	20	8 546	3 380	577	88
802	Offices and clinics of dentists	18	6 514	2 780	595	120
803	Offices and clinics of doctors of osteopathy	—	—	—	—	—
804	Offices and clinics of other health practitioners	15	5 260	1 339	305	52
805	Nursing and personal care facilities	4	(D)	(D)	(D)	CC
806	Hospitals	1	(D)	(D)	(D)	EE
807, 8, 9	Other health services	3	(D)	(D)	(D)	BB
81	Legal services	39	11 992	2 909	668	157
823, 4, 9	Selected educational services	3	(D)	(D)	(D)	BB
83	Social services	8	2 969	1 144	235	65
835	Child day care services	2	(D)	(D)	(D)	BB
832, 3, 6, 9	Other social services	6	(D)	(D)	(D)	BB
87 ex. 8733	Engineering, accounting, research, management, and related services (except noncommercial research organizations)	40	33 947	14 216	3 091	569
871	Engineering, architectural, and surveying services	20	16 210	7 382	1 568	198
872	Accounting, auditing, and bookkeeping services	5	1 295	441	110	19
873 ex. 8733	Research, development, and testing services (except noncommercial research organizations)	9	14 511	5 374	1 136	315
874	Management and public relations services	6	1 931	1 019	277	37
89	Services, n.e.c.	3	(D)	(D)	(D)	AA

Table 5. Summary Statistics for Firms Subject to Federal Income Tax for Places With 350 Establishments or More: 1992 — Con.

[Includes only establishments with payroll. For meaning of abbreviations and symbols, see introductory text. For explanation of terms and comparability of 1987 and 1992 censuses, see appendix A. For information on geographic areas followed by ▲, see appendix F]

SIC code	Geographic area and kind of business or operation	Establishments (number)	Receipts (\$1,000)	Annual payroll (\$1,000)	First-quarter payroll (\$1,000)	Paid employees for pay period including March 12 (number)
SPRINGFIELD						
	Total	1 080	814 057	310 358	69 191	17 502
70 ex. 704	Hotels, rooming houses, camps, and other lodging places (except membership lodging)	5	(D)	(D)	(D)	FF
7011	Hotels and motels	4	(D)	(D)	(D)	FF
7011 pt.	Hotels	2	(D)	(D)	(D)	EE
7011 pt.	Motels, motor hotels, and tourist courts	2	(D)	(D)	(D)	BB
702, 3	Other lodging places	1	(D)	(D)	(D)	AA
72	Personal services	115	39 548	13 619	3 421	1 000
721	Laundry, cleaning, and garment services	29	19 698	7 085	1 636	439
7211	Power laundries, family and commercial*	—	—	—	—	—
7213	Linen supply*	1	(D)	(D)	(D)	AA
7215	Coin-operated laundries and drycleaning	14	2 335	1 030	242	116
7216	Drycleaning plants, except rug cleaning*	7	2 250	1 124	255	81
7217	Carpet and upholstery cleaning	1	(D)	(D)	(D)	AA
7218	Industrial laundriers*	4	(D)	(D)	(D)	CC
7212, 9	Other laundry, cleaning, and garment services*	2	(D)	(D)	(D)	AA
722	Photographic studios, portrait	9	898	203	41	17
723, 4	Beauty and barber shops	53	5 999	2 472	590	246
723	Beauty shops	50	5 892	2 456	586	243
724	Barber shops	3	107	16	4	3
725	Shoe repair shops and shoeshine parlors	—	—	—	—	—
726	Funeral service and crematories	15	10 322	2 839	786	87
729	Miscellaneous personal services	9	2 631	1 020	368	211
73	Business services	132	205 402	55 528	12 653	8 080
731	Advertising	5	2 372	548	209	30
732	Consumer credit reporting agencies, mercantile reporting agencies, and adjustment and collection agencies	4	9 390	1 525	392	80
733	Mailing, reproduction, commercial art and photography, and stenographic services	10	4 266	2 095	635	91
734	Services to dwellings and other buildings	31	10 613	5 008	1 067	367
735	Miscellaneous equipment rental and leasing	10	(D)	(D)	(D)	EE
736	Personnel supply services	26	32 507	23 762	4 481	6 422
737	Computer programming, data processing, and other computer related services	14	14 942	6 785	1 663	213
7371, 2, 3	Computer programming, prepackaged software, and integrated systems	6	(D)	(D)	(D)	BB
7374, 5, 6	Data processing services	3	(D)	(D)	(D)	BB
7377, 8, 9	Computer rental and leasing, maintenance, and related services, n.e.c.	5	4 055	2 605	666	81
738	Miscellaneous business services	32	(D)	(D)	(D)	FF
75	Automotive repair, services, and parking	118	72 716	15 667	3 857	805
751	Automotive rental and leasing, without drivers	11	33 446	3 957	953	165
752	Automobile parking	17	(D)	(D)	(D)	BB
753	Automotive repair shops	76	28 451	8 874	2 169	414
7532	Top, body, and upholstery repair shops and paint shops	24	10 937	3 467	892	174
7538	General automotive repair shops	32	8 329	2 625	605	134
7533, 4, 6, 7, 9	Other automotive repair shops	20	9 185	2 782	672	106
754	Automotive services, except repair	14	(D)	(D)	(D)	CC
76	Miscellaneous repair services	27	15 769	6 361	1 557	262
762	Electrical repair shops	8	4 723	2 657	646	147
7622	Radio and television repair shops	—	—	—	—	—
7623, 9	Other electrical and electronic repair shops	8	4 723	2 657	646	147
763	Watch, clock, and jewelry repair	2	(D)	(D)	(D)	AA
764	Reupholstery and furniture repair	4	(D)	(D)	(D)	BB
769	Miscellaneous repair and related services	13	9 806	3 232	804	88
78, 79, 84	Amusement and recreation services, including motion pictures and museums	42	14 815	4 476	1 049	467
781, 2	Motion picture production, distribution, and services	2	(D)	(D)	(D)	BB
783	Motion picture theaters	1	(D)	(D)	(D)	AA
784	Video tape rental	8	3 141	668	188	93
792	Theatrical producers (except motion picture), bands, orchestras, and entertainers	6	3 433	1 198	290	92
793	Bowling centers	2	(D)	(D)	(D)	BB
79 ex. 792, 3, 84	Commercial sports and other amusement and recreation services, including museums	23	6 689	1 877	409	144
80	Health services	327	272 214	131 833	27 093	3 877
801	Offices and clinics of doctors of medicine	160	144 776	77 607	15 005	1 377
802	Offices and clinics of dentists	80	24 224	9 882	2 148	427
803	Offices and clinics of doctors of osteopathy	2	(D)	(D)	(D)	AA
804	Offices and clinics of other health practitioners	38	15 836	6 572	1 391	227
805	Nursing and personal care facilities	8	26 619	14 612	3 607	814
806	Hospitals	—	—	—	—	—
807, 8, 9	Other health services	39	(D)	(D)	(D)	GG
81	Legal services	206	101 430	44 835	9 862	1 193
823, 4, 9	Selected educational services	6	(D)	(D)	(D)	AA

Table 5. Summary Statistics for Firms Subject to Federal Income Tax for Places With 350 Establishments or More: 1992 — Con.

[Includes only establishments with payroll. For meaning of abbreviations and symbols, see introductory text. For explanation of terms and comparability of 1987 and 1992 censuses, see appendix A. For information on geographic areas followed by ▲, see appendix F]

SIC code	Geographic area and kind of business or operation	Establishments (number)	Receipts (\$1,000)	Annual payroll (\$1,000)	First-quarter payroll (\$1,000)	Paid employees for pay period including March 12 (number)
SPRINGFIELD—Con.						
83	Social services	27	7 298	3 786	863	253
835	Child day care services	16	2 357	1 197	272	105
832, 3, 6, 9	Other social services	11	4 941	2 589	591	148
87 ex. 8733	Engineering, accounting, research, management, and related services (except noncommercial research organizations)	74	63 138	27 519	7 011	1 020
871	Engineering, architectural, and surveying services	20	9 329	4 070	974	134
872	Accounting, auditing, and bookkeeping services	24	18 964	7 884	2 050	291
873 ex. 8733	Research, development, and testing services (except noncommercial research organizations)	7	15 565	6 526	1 607	255
874	Management and public relations services	23	19 280	9 039	2 380	340
89	Services, n.e.c.	1	(D)	(D)	(D)	AA
WALTHAM						
	Total	747	1 251 476	517 785	127 186	16 350
70 ex. 704	Hotels, rooming houses, camps, and other lodging places (except membership lodging)	6	30 019	10 000	2 379	480
7011	Hotels and motels	6	30 019	10 000	2 379	480
7011 pt.	Hotels	5	(D)	(D)	(D)	EE
7011 pt.	Motels, motor hotels, and tourist courts	1	(D)	(D)	(D)	BB
702, 3	Other lodging places	—	—	—	—	—
72	Personal services	66	12 695	4 043	946	310
721	Laundry, cleaning, and garment services	14	2 514	770	168	71
7211	Power laundries, family and commercial*	1	(D)	(D)	(D)	AA
7213	Linen supply*	—	—	—	—	—
7215	Coin-operated laundries and drycleaning	7	1 422	408	87	42
7216	Drycleaning plants, except rug cleaning*	4	569	182	45	15
7217	Carpet and upholstery cleaning	2	(D)	(D)	(D)	AA
7218	Industrial laundriers*	—	—	—	—	—
7212, 9	Other laundry, cleaning, and garment services*	—	—	—	—	—
722	Photographic studios, portrait	3	(D)	(D)	(D)	BB
723, 4	Beauty and barber shops	36	4 341	1 600	369	138
723	Beauty shops	35	(D)	(D)	(D)	CC
724	Barber shops	1	(D)	(D)	(D)	AA
725	Shoe repair shops and shoeshine parlors	—	—	—	—	—
726	Funeral service and crematories	5	2 243	498	128	15
729	Miscellaneous personal services	8	(D)	(D)	(D)	BB
73	Business services	216	714 798	310 881	77 892	10 332
731	Advertising	7	2 254	985	226	33
732	Consumer credit reporting agencies, mercantile reporting agencies, and adjustment and collection agencies	2	(D)	(D)	(D)	AA
733	Mailing, reproduction, commercial art and photography, and stenographic services	15	30 695	10 361	2 560	347
734	Services to dwellings and other buildings	25	34 794	22 633	5 322	1 949
735	Miscellaneous equipment rental and leasing	8	12 877	3 443	829	85
736	Personnel supply services	40	92 427	66 118	17 025	2 249
737	Computer programming, data processing, and other computer related services	94	510 461	192 226	48 459	4 821
7371, 2, 3	Computer programming, prepackaged software, and integrated systems	58	228 544	105 468	28 776	1 964
7374, 5, 6	Data processing services	17	245 100	72 160	16 564	2 541
7377, 8, 9	Computer rental and leasing, maintenance, and related services, n.e.c.	19	36 817	14 598	3 119	316
738	Miscellaneous business services	25	(D)	(D)	(D)	FF
75	Automotive repair, services, and parking	58	21 166	5 780	1 386	239
751	Automotive rental and leasing, without drivers	8	4 646	1 176	297	44
752	Automobile parking	—	—	—	—	—
753	Automotive repair shops	42	13 559	3 544	832	138
7532	Top, body, and upholstery repair shops and paint shops	13	4 252	1 292	319	46
7538	General automotive repair shops	19	4 907	1 094	256	49
7533, 4, 6, 7, 9	Other automotive repair shops	10	4 400	1 158	257	43
754	Automotive services, except repair	8	2 961	1 060	257	57
76	Miscellaneous repair services	24	14 232	3 968	1 005	133
762	Electrical repair shops	8	8 814	2 451	615	75
7622	Radio and television repair shops	1	(D)	(D)	(D)	AA
7623, 9	Other electrical and electronic repair shops	7	(D)	(D)	(D)	BB
763	Watch, clock, and jewelry repair	—	—	—	—	—
764	Reupholstery and furniture repair	4	579	108	30	8
769	Miscellaneous repair and related services	12	4 839	1 409	360	50

Table 5. Summary Statistics for Firms Subject to Federal Income Tax for Places With 350 Establishments or More: 1992 — Con.

[Includes only establishments with payroll. For meaning of abbreviations and symbols, see introductory text. For explanation of terms and comparability of 1987 and 1992 censuses, see appendix A. For information on geographic areas followed by ▲, see appendix F]

SIC code	Geographic area and kind of business or operation	Establishments (number)	Receipts (\$1,000)	Annual payroll (\$1,000)	First-quarter payroll (\$1,000)	Paid employees for pay period including March 12 (number)
WALTHAM—Con.						
78, 79, 84	Amusement and recreation services, including motion pictures and museums	34	13 532	3 479	783	272
781, 2	Motion picture production, distribution, and services	6	2 729	879	207	38
783	Motion picture theaters	3	(D)	(D)	(D)	AA
784	Video tape rental	7	1 070	230	47	18
792	Theatrical producers (except motion picture), bands, orchestras, and entertainers	3	(D)	(D)	(D)	AA
793	Bowling centers	1	(D)	(D)	(D)	AA
79 ex. 792, 3; 84	Commercial sports and other amusement and recreation services, including museums	14	7 786	2 064	471	205
80	Health services	126	143 670	46 688	10 534	1 455
801	Offices and clinics of doctors of medicine	52	22 566	10 014	2 282	196
802	Offices and clinics of dentists	29	9 962	3 350	752	145
803	Offices and clinics of doctors of osteopathy	—	—	—	—	—
804	Offices and clinics of other health practitioners	21	5 140	1 536	363	60
805	Nursing and personal care facilities	10	21 092	10 965	2 724	489
806	Hospitals	—	—	—	—	—
807, 8, 9	Other health services	14	84 910	20 823	4 413	565
81	Legal services	37	16 055	4 509	1 007	148
823, 4, 9	Selected educational services	10	5 190	1 928	460	40
83	Social services	15	12 260	6 526	1 457	370
835	Child day care services	11	(D)	(D)	(D)	CC
832, 3, 6, 9	Other social services	4	(D)	(D)	(D)	CC
87 ex. 8733	Engineering, accounting, research, management, and related services (except noncommercial research organizations)	146	245 312	110 164	26 950	2 328
871	Engineering, architectural, and surveying services	39	77 064	33 221	8 393	706
872	Accounting, auditing, and bookkeeping services	28	12 028	4 938	1 008	143
873 ex. 8733	Research, development, and testing services (except noncommercial research organizations)	19	92 434	45 442	11 089	1 000
874	Management and public relations services	60	63 786	26 563	6 460	479
89	Services, n.e.c.	9	22 547	9 819	2 387	243
WELLESLEY TOWN						
	Total	495	391 648	167 232	38 264	4 189
70 ex. 704	Hotels, rooming houses, camps, and other lodging places (except membership lodging)	2	(D)	(D)	(D)	AA
7011	Hotels and motels	1	(D)	(D)	(D)	AA
7011 pt.	Hotels	—	—	—	—	—
7011 pt.	Motels, motor hotels, and tourist courts	1	(D)	(D)	(D)	AA
702, 3	Other lodging places	1	(D)	(D)	(D)	AA
72	Personal services	33	7 783	3 286	769	225
721	Laundry, cleaning, and garment services	7	1 058	357	80	21
7211	Power laundries, family and commercial*	—	—	—	—	—
7213	Linen supply*	—	—	—	—	—
7215	Coin-operated laundries and drycleaning	2	(D)	(D)	(D)	AA
7216	Drycleaning plants, except rug cleaning*	2	(D)	(D)	(D)	AA
7217	Carpet and upholstery cleaning	2	(D)	(D)	(D)	AA
7218	Industrial laundriers*	—	—	—	—	—
7212, 9	Other laundry, cleaning, and garment services*	1	(D)	(D)	(D)	AA
722	Photographic studios, portrait	1	(D)	(D)	(D)	AA
723, 4	Beauty and barber shops	18	4 155	2 029	493	108
723	Beauty shops	18	4 155	2 029	493	108
724	Barber shops	—	—	—	—	—
725	Shoe repair shops and shoeshine parlors	1	(D)	(D)	(D)	AA
726	Funeral service and crematories	2	(D)	(D)	(D)	AA
729	Miscellaneous personal services	4	1 055	376	69	89
73	Business services	102	127 337	57 146	13 046	1 277
731	Advertising	9	13 485	2 461	542	79
732	Consumer credit reporting agencies, mercantile reporting agencies, and adjustment and collection agencies	—	—	—	—	—
733	Mailing, reproduction, commercial art and photography, and stenographic services	5	1 765	497	107	19
734	Services to dwellings and other buildings	5	353	178	34	22
735	Miscellaneous equipment rental and leasing	7	(D)	(D)	(D)	BB
736	Personnel supply services	16	24 618	17 361	3 906	324
737	Computer programming, data processing, and other computer related services	41	61 703	32 558	7 540	670
7371, 2, 3	Computer programming, prepackaged software, and integrated systems	27	39 057	22 932	5 305	383
7374, 5, 6	Data processing services	3	(D)	(D)	(D)	BB
7377, 8, 9	Computer rental and leasing, maintenance, and related services, n.e.c.	11	(D)	(D)	(D)	EE
738	Miscellaneous business services	19	(D)	(D)	(D)	CC

Table 5. Summary Statistics for Firms Subject to Federal Income Tax for Places With 350 Establishments or More: 1992 — Con.

[Includes only establishments with payroll. For meaning of abbreviations and symbols, see introductory text. For explanation of terms and comparability of 1987 and 1992 censuses, see appendix A. For information on geographic areas followed by ▲, see appendix F]

SIC code	Geographic area and kind of business or operation	Establishments (number)	Receipts (\$1,000)	Annual payroll (\$1,000)	First-quarter payroll (\$1,000)	Paid employees for pay period including March 12 (number)
WELLESLEY TOWN—Con.						
75	Automotive repair, services, and parking	4	989	162	53	10
751	Automotive rental and leasing, without drivers	—	—	—	—	—
752	Automobile parking	—	—	—	—	—
753	Automotive repair shops	2	(D)	(D)	(D)	AA
7532	Top, body, and upholstery repair shops and paint shops	1	(D)	(D)	(D)	AA
7538	General automotive repair shops	1	(D)	(D)	(D)	AA
7533, 4, 6, 7, 9	Other automotive repair shops	—	—	—	—	—
754	Automotive services, except repair	2	(D)	(D)	(D)	AA
76	Miscellaneous repair services	4	1 735	464	121	15
762	Electrical repair shops	2	(D)	(D)	(D)	AA
7622	Radio and television repair shops	1	(D)	(D)	(D)	AA
7623, 9	Other electrical and electronic repair shops	1	(D)	(D)	(D)	AA
763	Watch, clock, and jewelry repair	—	—	—	—	—
764	Reupholstery and furniture repair	—	—	—	—	—
769	Miscellaneous repair and related services	2	(D)	(D)	(D)	AA
78, 79, 84	Amusement and recreation services, including motion pictures and museums	14	8 400	3 627	890	315
781, 2	Motion picture production, distribution, and services	4	(D)	(D)	(D)	AA
783	Motion picture theaters	—	—	—	—	—
784	Video tape rental	1	(D)	(D)	(D)	BB
792	Theatrical producers (except motion picture), bands, orchestras, and entertainers	2	(D)	(D)	(D)	AA
793	Bowling centers	—	—	—	—	—
79 ex. 792, 3; 84	Commercial sports and other amusement and recreation services, including museums	7	4 970	2 301	522	238
80	Health services	126	73 387	35 448	7 998	999
801	Offices and clinics of doctors of medicine	64	28 930	14 843	2 904	266
802	Offices and clinics of dentists	37	15 382	5 761	1 326	200
803	Offices and clinics of doctors of osteopathy	—	—	—	—	—
804	Offices and clinics of other health practitioners	15	3 344	979	221	43
805	Nursing and personal care facilities	2	(D)	(D)	(D)	CC
806	Hospitals	1	(D)	(D)	(D)	CC
807, 8, 9	Other health services	7	(D)	(D)	(D)	BB
81	Legal services	46	22 901	7 778	1 439	179
823, 4, 9	Selected educational services	17	15 401	4 243	1 031	195
83	Social services	5	726	399	94	22
835	Child day care services	4	(D)	(D)	(D)	BB
832, 3, 6, 9	Other social services	1	(D)	(D)	(D)	AA
87 ex. 8733	Engineering, accounting, research, management, and related services (except noncommercial research organizations)	137	131 720	54 258	12 748	934
871	Engineering, architectural, and surveying services	21	20 109	10 015	2 311	206
872	Accounting, auditing, and bookkeeping services	31	13 183	7 186	1 646	160
873 ex. 8733	Research, development, and testing services (except noncommercial research organizations)	9	25 023	6 326	1 369	130
874	Management and public relations services	76	73 405	30 731	7 422	438
89	Services, n.e.c.	5	(D)	(D)	(D)	AA
WEYMOUTH TOWN						
	Total	396	262 256	133 191	31 066	6 234
70 ex. 704	Hotels, rooming houses, camps, and other lodging places (except membership lodging)	1	(D)	(D)	(D)	BB
7011	Hotels and motels	1	(D)	(D)	(D)	BB
7011 pt. 7011 pt.	Hotels	—	—	—	—	—
7011 pt.	Motels, motor hotels, and tourist courts	1	(D)	(D)	(D)	BB
702, 3	Other lodging places	—	—	—	—	—
72	Personal services	51	9 861	3 580	825	297
721	Laundry, cleaning, and garment services	12	3 567	1 085	238	103
7211	Power laundries, family and commercial*	1	(D)	(D)	(D)	AA
7213	Linen supply*	—	—	—	—	—
7215	Coin-operated laundries and drycleaning	3	396	65	16	6
7216	Drycleaning plants, except rug cleaning*	5	1 530	464	111	60
7217	Carpet and upholstery cleaning	1	(D)	(D)	(D)	BB
7218	Industrial launderers*	—	—	—	—	—
7212, 9	Other laundry, cleaning, and garment services*	2	(D)	(D)	(D)	AA
722	Photographic studios, portrait	3	(D)	(D)	(D)	BB
723, 4	Beauty and barber shops	26	2 741	1 302	308	116
723	Beauty shops	25	(D)	(D)	(D)	CC
724	Barber shops	1	(D)	(D)	(D)	AA
725	Shoe repair shops and shoeshine parlors	1	(D)	(D)	(D)	AA
726	Funeral service and crematories	4	1 611	294	65	9
729	Miscellaneous personal services	5	673	212	69	28

Table 5. Summary Statistics for Firms Subject to Federal Income Tax for Places With 350 Establishments or More: 1992 — Con.

[Includes only establishments with payroll. For meaning of abbreviations and symbols, see introductory text. For explanation of terms and comparability of 1987 and 1992 censuses, see appendix A. For information on geographic areas followed by ▲, see appendix F]

SIC code	Geographic area and kind of business or operation	Establishments (number)	Receipts (\$1,000)	Annual payroll (\$1,000)	First-quarter payroll (\$1,000)	Paid employees for pay period including March 12 (number)
	WEYMOUTH TOWN — Con.					
73	Business services	60	90 878	58 803	14 468	3 640
731	Advertising	2	(D)	(D)	(D)	BB
732	Consumer credit reporting agencies, mercantile reporting agencies, and adjustment and collection agencies	2	(D)	(D)	(D)	AA
733	Mailing, reproduction, commercial art and photography, and stenographic services	4	5 701	2 065	433	54
734	Services to dwellings and other buildings	20	8 039	3 934	952	521
735	Miscellaneous equipment rental and leasing	2	(D)	(D)	(D)	AA
736	Personnel supply services	2	(D)	(D)	(D)	AA
737	Computer programming, data processing, and other computer related services	11	4 636	2 222	528	100
7371, 2, 3	Computer programming, prepackaged software, and integrated systems	3	(D)	(D)	(D)	AA
7374, 5, 6	Data processing services	7	3 061	1 618	398	79
7377, 8, 9	Computer rental and leasing, maintenance, and related services, n.e.c.	1	(D)	(D)	(D)	AA
738	Miscellaneous business services	17	(D)	(D)	(D)	HH
75	Automotive repair, services, and parking	53	16 776	3 899	894	194
751	Automotive rental and leasing, without drivers	3	(D)	(D)	(D)	AA
752	Automobile parking	3	(D)	(D)	(D)	AA
753	Automotive repair shops	41	13 003	3 287	742	135
7532	Top, body, and upholstery repair shops and paint shops	13	4 462	1 304	273	42
7538	General automotive repair shops	18	5 062	1 084	252	54
7533, 4, 6, 7, 9	Other automotive repair shops	10	3 479	899	217	39
754	Automotive services, except repair	6	1 558	296	74	32
76	Miscellaneous repair services	13	2 544	623	132	35
762	Electrical repair shops	2	(D)	(D)	(D)	AA
7622	Radio and television repair shops	—	—	—	—	—
7623, 9	Other electrical and electronic repair shops	2	(D)	(D)	(D)	AA
763	Watch, clock, and jewelry repair	—	—	—	—	—
764	Reupholstery and furniture repair	2	(D)	(D)	(D)	AA
769	Miscellaneous repair and related services	9	1 978	478	96	26
78, 79, 84	Amusement and recreation services, including motion pictures and museums	18	8 214	1 883	368	181
781, 2	Motion picture production, distribution, and services	—	—	—	—	—
783	Motion picture theaters	2	(D)	(D)	(D)	BB
784	Video tape rental	5	2 111	354	92	36
792	Theatrical producers (except motion picture), bands, orchestras, and entertainers	—	—	—	—	—
793	Bowling centers	3	(D)	(D)	(D)	AA
79 ex. 792, 3; 84	Commercial sports and other amusement and recreation services, including museums	8	3 960	1 261	213	103
80	Health services	126	100 457	50 719	11 152	1 417
801	Offices and clinics of doctors of medicine	60	52 100	29 912	6 533	471
802	Offices and clinics of dentists	33	9 253	3 512	783	137
803	Offices and clinics of doctors of osteopathy	—	—	—	—	—
804	Offices and clinics of other health practitioners	16	4 557	1 804	384	57
805	Nursing and personal care facilities	6	17 199	9 246	2 169	527
806	Hospitals	—	—	—	—	—
807, 8, 9	Other health services	11	17 348	6 245	1 283	225
81	Legal services	25	7 095	1 369	318	59
823, 4, 9	Selected educational services	1	(D)	(D)	(D)	AA
83	Social services	7	(D)	(D)	(D)	BB
835	Child day care services	4	671	302	61	32
832, 3, 6, 9	Other social services	3	(D)	(D)	(D)	BB
87 ex. 8733	Engineering, accounting, research, management, and related services (except noncommercial research organizations)	41	24 487	11 511	2 728	330
871	Engineering, architectural, and surveying services	15	8 242	4 196	947	119
872	Accounting, auditing, and bookkeeping services	14	(D)	(D)	(D)	BB
873 ex. 8733	Research, development, and testing services (except noncommercial research organizations)	2	(D)	(D)	(D)	BB
874	Management and public relations services	10	8 031	3 837	1 053	109
89	Services, n.e.c.	—	—	—	—	—

Table 5. Summary Statistics for Firms Subject to Federal Income Tax for Places With 350 Establishments or More: 1992 — Con.

[Includes only establishments with payroll. For meaning of abbreviations and symbols, see introductory text. For explanation of terms and comparability of 1987 and 1992 censuses, see appendix A. For information on geographic areas followed by ▲, see appendix F]

SIC code	Geographic area and kind of business or operation	Establishments (number)	Receipts (\$1,000)	Annual payroll (\$1,000)	First-quarter payroll (\$1,000)	Paid employees for pay period including March 12 (number)
WOBURN						
	Total	509	549 148	207 121	45 075	8 040
70 ex. 704	Hotels, rooming houses, camps, and other lodging places (except membership lodging)	6	19 160	5 072	1 159	538
7011	Hotels and motels	6	19 160	5 072	1 159	538
7011 pt.	Hotels	4	(D)	(D)	(D)	EE
7011 pt.	Motels, motor hotels, and tourist courts	2	(D)	(D)	(D)	BB
702, 3	Other lodging places	—	—	—	—	—
72	Personal services	48	16 587	6 021	1 475	447
721	Laundry, cleaning, and garment services	18	10 129	3 420	886	278
7211	Power laundries, family and commercial*	1	(D)	(D)	(D)	AA
7213	Linen supply*	—	—	—	—	—
7215	Coin-operated laundries and drycleaning	2	(D)	(D)	(D)	AA
7216	Drycleaning plants, except rug cleaning*	6	4 501	2 285	545	172
7217	Carpet and upholstery cleaning	7	3 760	658	233	79
7218	Industrial laundriers*	1	(D)	(D)	(D)	AA
7212, 9	Other laundry, cleaning, and garment services*	1	(D)	(D)	(D)	AA
722	Photographic studios, portrait	—	—	—	—	—
723, 4	Beauty and barber shops	21	2 521	1 133	269	79
723	Beauty shops	21	2 521	1 133	269	79
724	Barber shops	—	—	—	—	—
725	Shoe repair shops and shoeshine parlors	—	—	—	—	—
726	Funeral service and crematories	4	(D)	(D)	(D)	AA
729	Miscellaneous personal services	5	(D)	(D)	(D)	BB
73	Business services	152	192 911	69 904	16 711	2 807
731	Advertising	5	2 163	519	101	10
732	Consumer credit reporting agencies, mercantile reporting agencies, and adjustment and collection agencies	8	11 168	4 613	1 176	191
733	Mailing, reproduction, commercial art and photography, and stenographic services	21	30 925	12 108	2 830	476
734	Services to dwellings and other buildings	24	17 553	7 270	1 545	534
735	Miscellaneous equipment rental and leasing	5	3 700	1 081	242	39
736	Personnel supply services	16	15 762	10 068	2 563	590
737	Computer programming, data processing, and other computer related services	54	93 920	28 940	6 967	735
7371, 2, 3	Computer programming, prepackaged software, and integrated systems	28	42 521	14 900	3 392	288
7374, 5, 6	Data processing services	7	25 328	6 713	1 911	231
7377, 8, 9	Computer rental and leasing, maintenance, and related services, n.e.c.	19	26 071	7 327	1 664	216
738	Miscellaneous business services	19	17 720	5 305	1 287	232
75	Automotive repair, services, and parking	44	46 400	10 005	2 062	393
751	Automotive rental and leasing, without drivers	6	(D)	(D)	(D)	CC
752	Automobile parking	1	(D)	(D)	(D)	AA
753	Automotive repair shops	35	(D)	(D)	(D)	CC
7532	Top, body, and upholstery repair shops and paint shops	14	(D)	(D)	(D)	BB
7538	General automotive repair shops	15	5 329	1 172	301	58
7533, 4, 6, 7, 9	Other automotive repair shops	6	(D)	(D)	(D)	BB
754	Automotive services, except repair	2	(D)	(D)	(D)	AA
76	Miscellaneous repair services	23	11 497	3 217	757	121
762	Electrical repair shops	6	4 134	759	202	29
7622	Radio and television repair shops	2	(D)	(D)	(D)	AA
7623, 9	Other electrical and electronic repair shops	4	(D)	(D)	(D)	BB
763	Watch, clock, and jewelry repair	—	—	—	—	—
764	Reupholstery and furniture repair	2	(D)	(D)	(D)	AA
769	Miscellaneous repair and related services	15	(D)	(D)	(D)	BB
78, 79, 84	Amusement and recreation services, including motion pictures and museums	20	12 602	2 491	600	275
781, 2	Motion picture production, distribution, and services	—	—	—	—	—
783	Motion picture theaters	1	(D)	(D)	(D)	BB
784	Video tape rental	2	(D)	(D)	(D)	AA
792	Theatrical producers (except motion picture), bands, orchestras, and entertainers	3	(D)	(D)	(D)	BB
793	Bowling centers	1	(D)	(D)	(D)	BB
79 ex. 792, 3, 84	Commercial sports and other amusement and recreation services, including museums	13	4 546	1 352	323	148
80	Health services	74	97 893	45 182	10 121	1 694
801	Offices and clinics of doctors of medicine	25	19 694	9 793	2 057	208
802	Offices and clinics of dentists	19	6 474	2 276	546	100
803	Offices and clinics of doctors of osteopathy	—	—	—	—	—
804	Offices and clinics of other health practitioners	10	2 422	1 049	228	34
805	Nursing and personal care facilities	1	(D)	(D)	(D)	BB
806	Hospitals	3	(D)	(D)	(D)	FF
807, 8, 9	Other health services	16	(D)	(D)	(D)	EE
81	Legal services	22	5 163	1 739	412	68
823, 4, 9	Selected educational services	10	2 998	934	177	66

MA-60 MASSACHUSETTS

SERVICE INDUSTRIES—GEOGRAPHIC AREA SERIES

Table 5. Summary Statistics for Firms Subject to Federal Income Tax for Places With 350 Establishments or More: 1992 — Con.

[Includes only establishments with payroll. For meaning of abbreviations and symbols, see introductory text. For explanation of terms and comparability of 1987 and 1992 censuses, see appendix A. For information on geographic areas followed by ▲, see appendix F]

SIC code	Geographic area and kind of business or operation	Establishments (number)	Receipts (\$1,000)	Annual payroll (\$1,000)	First-quarter payroll (\$1,000)	Paid employees for pay period including March 12 (number)
WOBURN—Con.						
83	Social services	16	3 749	1 584	393	126
835	Child day care services	10	1 978	1 031	243	98
832, 3, 6, 9	Other social services	6	1 771	553	150	28
87 ex. 8733	Engineering, accounting, research, management, and related services (except noncommercial research organizations)	87	115 820	54 114	9 481	1 232
871	Engineering, architectural, and surveying services	22	27 874	12 897	2 910	322
872	Accounting, auditing, and bookkeeping services	15	11 682	4 383	1 010	133
873 ex. 8733	Research, development, and testing services (except noncommercial research organizations)	18	33 772	21 063	1 976	212
874	Management and public relations services	32	42 492	15 771	3 585	565
89	Services, n.e.c.	7	24 368	6 858	1 727	273
WORCESTER						
	Total	1 333	953 051	400 629	92 449	16 672
70 ex. 704	Hotels, rooming houses, camps, and other lodging places (except membership lodging)	9	16 474	4 964	1 132	452
7011	Hotels and motels	8	(D)	(D)	(D)	EE
7011 pt.	Hotels	5	(D)	(D)	(D)	BB
7011 pt.	Motels, motor hotels, and tourist courts	3	(D)	(D)	(D)	EE
702, 3	Other lodging places	1	(D)	(D)	(D)	AA
72	Personal services	145	44 394	15 284	3 755	1 257
721	Laundry, cleaning, and garment services	33	20 276	6 558	1 523	414
7211	Power laundries, family and commercial*	1	(D)	(D)	(D)	AA
7213	Linen supply*	1	(D)	(D)	(D)	CC
7215	Coin-operated laundries and drycleaning	7	515	81	21	17
7216	Drycleaning plants, except rug cleaning*	14	4 753	2 165	505	167
7217	Carpet and upholstery cleaning	3	(D)	(D)	(D)	AA
7218	Industrial laundriers*	2	(D)	(D)	(D)	BB
7212, 9	Other laundry, cleaning, and garment services*	5	(D)	(D)	(D)	AA
722	Photographic studios, portrait	4	(D)	(D)	(D)	BB
723, 4	Beauty and barber shops	78	10 689	4 374	1 056	361
723	Beauty shops	71	10 027	4 047	978	335
724	Barber shops	7	662	327	78	26
725	Shoe repair shops and shoeshine parlors	3	(D)	(D)	(D)	AA
726	Funeral service and crematories	14	7 879	2 043	381	53
729	Miscellaneous personal services	13	4 176	1 827	674	387
73	Business services	206	102 484	51 893	12 427	3 717
731	Advertising	16	8 025	2 759	624	102
732	Consumer credit reporting agencies, mercantile reporting agencies, and adjustment and collection agencies	6	3 220	1 528	420	73
733	Mailing, reproduction, commercial art and photography, and stenographic services	20	4 798	1 680	399	100
734	Services to dwellings and other buildings	40	11 699	5 192	1 260	569
735	Miscellaneous equipment rental and leasing	10	6 389	1 754	352	79
736	Personnel supply services	37	31 092	22 546	5 442	1 831
737	Computer programming, data processing, and other computer related services	18	8 129	2 857	590	74
7371, 2, 3	Computer programming, prepackaged software, and integrated systems	8	3 041	965	147	23
7374, 5, 6	Data processing services	5	3 717	1 591	379	42
7377, 8, 9	Computer rental and leasing, maintenance, and related services, n.e.c.	5	1 371	301	64	9
738	Miscellaneous business services	59	29 132	13 577	3 340	889
75	Automotive repair, services, and parking	147	123 207	22 908	5 619	962
751	Automotive rental and leasing, without drivers	12	(D)	(D)	(D)	EE
752	Automobile parking	16	6 249	1 364	370	108
753	Automotive repair shops	101	36 148	10 062	2 481	466
7532	Top, body, and upholstery repair shops and paint shops	39	16 669	4 553	1 109	211
7538	General automotive repair shops	37	10 710	3 368	890	170
7533, 4, 6, 7, 9	Other automotive repair shops	25	8 769	2 141	482	85
754	Automotive services, except repair	18	(D)	(D)	(D)	BB
76	Miscellaneous repair services	52	17 604	5 357	1 301	204
762	Electrical repair shops	14	4 018	1 216	375	53
7622	Radio and television repair shops	5	(D)	(D)	(D)	AA
7623, 9	Other electrical and electronic repair shops	9	(D)	(D)	(D)	BB
763	Watch, clock, and jewelry repair	1	(D)	(D)	(D)	AA
764	Reupholstery and furniture repair	3	333	83	19	8
769	Miscellaneous repair and related services	34	(D)	(D)	(D)	CC

Table 5. Summary Statistics for Firms Subject to Federal Income Tax for Places With 350 Establishments or More: 1992 — Con.

[Includes only establishments with payroll. For meaning of abbreviations and symbols, see introductory text. For explanation of terms and comparability of 1987 and 1992 censuses, see appendix A. For information on geographic areas followed by ▲, see appendix F]

SIC code	Geographic area and kind of business or operation	Establishments (number)	Receipts (\$1,000)	Annual payroll (\$1,000)	First-quarter payroll (\$1,000)	Paid employees for pay period including March 12 (number)
WORCESTER—Con.						
78, 79, 84	Amusement and recreation services, including motion pictures and museums	48	20 627	4 836	1 103	442
781, 2	Motion picture production, distribution, and services	1	(D)	(D)	(D)	AA
783	Motion picture theaters	5	(D)	(D)	(D)	BB
784	Video tape rental	9	1 070	180	52	37
792	Theatrical producers (except motion picture), bands, orchestras, and entertainers	3	424	51	18	7
793	Bowling centers	1	(D)	(D)	(D)	AA
79 ex. 792, 3; 84	Commercial sports and other amusement and recreation services, including museums	29	12 735	3 231	731	296
80	Health services	373	401 132	204 778	45 756	6 436
801	Offices and clinics of doctors of medicine	171	184 597	109 304	24 074	2 155
802	Offices and clinics of dentists	87	33 649	14 597	3 104	529
803	Offices and clinics of doctors of osteopathy	—	—	—	—	—
804	Offices and clinics of other health practitioners	46	11 741	3 404	816	170
805	Nursing and personal care facilities	26	71 398	36 842	9 082	1 908
806	Hospitals	2	(D)	(D)	(D)	FF
807, 8, 9	Other health services	41	(D)	(D)	(D)	GG
81	Legal services	176	116 694	41 102	9 182	1 219
823, 4, 9	Selected educational services	17	(D)	(D)	(D)	CC
83	Social services	19	5 525	2 571	588	164
835	Child day care services	9	733	320	72	27
832, 3, 6, 9	Other social services	10	4 792	2 251	516	137
87 ex. 8733	Engineering, accounting, research, management, and related services (except noncommercial research organizations)	137	99 154	44 864	10 992	1 634
871	Engineering, architectural, and surveying services	34	15 921	4 914	1 172	173
872	Accounting, auditing, and bookkeeping services	65	48 480	23 299	5 951	958
873 ex. 8733	Research, development, and testing services (except noncommercial research organizations)	5	2 716	1 183	279	51
874	Management and public relations services	33	32 037	15 468	3 590	452
89	Services, n.e.c.	4	(D)	(D)	(D)	BB

Table 6. Summary Statistics for Firms Subject to Federal Income Tax for Counties With 350 Establishments or More: 1992

[Includes only establishments with payroll. For meaning of abbreviations and symbols, see introductory text. For explanation of terms and comparability of 1987 and 1992 censuses, see appendix A. For information on geographic areas followed by ▲, see appendix F]

SIC code	Geographic area and kind of business or operation	Establishments (number)	Receipts (\$1,000)	Annual payroll (\$1,000)	First-quarter payroll (\$1,000)	Paid employees for pay period including March 12 (number)
BARNSTABLE COUNTY						
	Total	1 906	762 207	271 276	56 868	13 157
70 ex. 704	Hotels, rooming houses, camps, and other lodging places (except membership lodging)	281	158 529	42 210	6 392	2 592
7011	Hotels and motels	243	147 125	39 336	6 018	2 506
7011 pt.	Hotels	85	99 513	27 931	4 519	1 617
7011 pt.	Motels, motor hotels, and tourist courts	158	47 612	11 405	1 499	889
702, 3	Other lodging places	38	11 404	2 874	374	86
72	Personal services	225	39 248	13 031	2 791	1 098
721	Laundry, cleaning, and garment services	46	11 524	3 982	789	273
7211	Power laundries, family and commercial*	—	—	—	—	—
7213	Linen supply*	5	(D)	(D)	(D)	BB
7215	Coin-operated laundries and drycleaning	15	2 179	559	124	57
7216	Drycleaning plants, except rug cleaning*	17	4 101	1 367	290	108
7217	Carpet and upholstery cleaning	3	209	14	11	4
7218	Industrial launderers*	1	(D)	(D)	(D)	BB
7212, 9	Other laundry, cleaning, and garment services*	5	(D)	(D)	(D)	AA
722	Photographic studios, portrait	5	(D)	(D)	(D)	AA
723, 4	Beauty and barber shops	130	14 088	5 265	1 087	476
723	Beauty shops	127	13 870	5 180	1 066	470
724	Barber shops	3	218	85	21	6
725	Shoe repair shops and shoeshine parlors	1	(D)	(D)	(D)	AA
726	Funeral service and crematories	12	7 587	2 015	507	90
729	Miscellaneous personal services	31	(D)	(D)	(D)	CC

Table 6. Summary Statistics for Firms Subject to Federal Income Tax for Counties With 350 Establishments or More: 1992 — Con.

[Includes only establishments with payroll. For meaning of abbreviations and symbols, see introductory text. For explanation of terms and comparability of 1987 and 1992 censuses, see appendix A. For information on geographic areas followed by ▲, see appendix F]

SIC code	Geographic area and kind of business or operation	Establishments (number)	Receipts (\$1,000)	Annual payroll (\$1,000)	First-quarter payroll (\$1,000)	Paid employees for pay period including March 12 (number)
BARNSTABLE COUNTY—Con.						
73	Business services	212	100 792	35 198	7 525	1 768
731	Advertising	15	3 418	1 127	223	58
732	Consumer credit reporting agencies, mercantile reporting agencies, and adjustment and collection agencies	8	1 475	737	166	47
733	Mailing, reproduction, commercial art and photography, and stenographic services	18	2 946	572	122	32
734	Services to dwellings and other buildings	51	11 163	4 563	976	377
735	Miscellaneous equipment rental and leasing	20	8 203	2 152	425	85
736	Personnel supply services	10	4 899	3 248	702	345
737	Computer programming, data processing, and other computer related services	28	46 607	17 768	3 741	502
7371, 2, 3	Computer programming, prepackaged software, and integrated systems	14	27 957	12 472	2 411	261
7374, 5, 6	Data processing services	6	(D)	(D)	(D)	CC
7377, 8, 9	Computer rental and leasing, maintenance, and related services, n.e.c.	8	(D)	(D)	(D)	BB
738	Miscellaneous business services	62	22 081	5 031	1 170	322
75	Automotive repair, services, and parking	114	33 674	8 504	1 969	398
751	Automotive rental and leasing, without drivers	4	(D)	(D)	(D)	AA
752	Automobile parking	5	(D)	(D)	(D)	AA
753	Automotive repair shops	93	29 703	7 780	1 806	330
7532	Top, body, and upholstery repair shops and paint shops	25	8 959	2 935	718	108
7538	General automotive repair shops	52	14 620	3 289	751	160
7533, 4, 6, 7, 9	Other automotive repair shops	16	6 124	1 556	337	62
754	Automotive services, except repair	12	2 199	481	114	43
76	Miscellaneous repair services	56	18 376	5 459	1 232	231
762	Electrical repair shops	16	7 291	2 741	648	109
7622	Radio and television repair shops	5	792	150	38	13
7623, 9	Other electrical and electronic repair shops	11	6 499	2 591	610	96
763	Watch, clock, and jewelry repair	3	(D)	(D)	(D)	AA
764	Reupholstery and furniture repair	9	1 180	461	120	29
769	Miscellaneous repair and related services	28	(D)	(D)	(D)	BB
78, 79, 84	Amusement and recreation services, including motion pictures and museums	145	42 112	10 572	1 731	749
781, 2	Motion picture production, distribution, and services	3	(D)	(D)	(D)	AA
783	Motion picture theaters	11	8 137	1 048	213	178
784	Video tape rental	27	4 178	811	171	98
792	Theatrical producers (except motion picture), bands, orchestras, and entertainers	3	(D)	(D)	(D)	AA
793	Bowling centers	7	(D)	(D)	(D)	BB
79 ex. 792, 3; 84	Commercial sports and other amusement and recreation services, including museums	94	24 222	6 883	1 134	425
80	Health services	412	248 330	113 325	25 181	4 564
801	Offices and clinics of doctors of medicine	149	77 139	33 958	6 727	822
802	Offices and clinics of dentists	114	35 052	11 439	2 664	504
803	Offices and clinics of doctors of osteopathy	3	(D)	(D)	(D)	AA
804	Offices and clinics of other health practitioners	81	22 616	7 228	1 558	280
805	Nursing and personal care facilities	20	85 151	45 177	10 901	2 017
806	Hospitals	—	—	—	—	—
807, 8, 9	Other health services	45	(D)	(D)	(D)	FF
81	Legal services	174	47 966	15 176	3 399	548
823, 4, 9	Selected educational services	10	2 027	508	116	40
83	Social services	40	9 275	3 780	887	313
835	Child day care services	32	3 569	1 939	454	178
832, 3, 6, 9	Other social services	8	5 706	1 841	433	135
87 ex. 8733	Engineering, accounting, research, management, and related services (except noncommercial research organizations)	211	54 883	20 830	5 159	785
871	Engineering, architectural, and surveying services	64	21 110	8 765	2 053	272
872	Accounting, auditing, and bookkeeping services	69	(D)	(D)	(D)	CC
873 ex. 8733	Research, development, and testing services (except noncommercial research organizations)	13	(D)	(D)	(D)	BB
874	Management and public relations services	65	15 498	5 504	1 676	279
89	Services, n.e.c.	26	6 995	2 683	486	71

Table 6. Summary Statistics for Firms Subject to Federal Income Tax for Counties With 350 Establishments or More: 1992 — Con.

[Includes only establishments with payroll. For meaning of abbreviations and symbols, see introductory text. For explanation of terms and comparability of 1987 and 1992 censuses, see appendix A. For information on geographic areas followed by ▲, see appendix F]

SIC code	Geographic area and kind of business or operation	Establishments (number)	Receipts (\$1,000)	Annual payroll (\$1,000)	First-quarter payroll (\$1,000)	Paid employees for pay period including March 12 (number)
BERKSHIRE COUNTY						
	Total	1 016	505 412	206 842	43 895	10 286
70 ex. 704	Hotels, rooming houses, camps, and other lodging places (except membership lodging)	88	66 466	21 766	4 563	1 734
7011	Hotels and motels	72	58 784	19 925	4 384	1 702
7011 pt.	Hotels	37	51 939	18 702	4 156	1 595
7011 pt.	Motels, motor hotels, and tourist courts	35	6 845	1 223	228	107
702, 3	Other lodging places	16	7 682	1 841	179	32
72	Personal services	130	24 667	8 973	2 132	782
721	Laundry, cleaning, and garment services	29	10 146	3 945	882	288
7211	Power laundries, family and commercial*	1	(D)	(D)	(D)	AA
7213	Linen supply*	1	(D)	(D)	(D)	CC
7215	Coin-operated laundries and drycleaning	14	1 689	564	125	70
7216	Drycleaning plants, except rug cleaning*	10	2 434	900	194	74
7217	Carpet and upholstery cleaning	1	(D)	(D)	(D)	AA
7218	Industrial laundriers*	1	(D)	(D)	(D)	BB
7212, 9	Other laundry, cleaning, and garment services*	1	(D)	(D)	(D)	AA
722	Photographic studios, portrait	5	(D)	(D)	(D)	BB
723, 4	Beauty and barber shops	68	6 402	2 657	614	299
723	Beauty shops	68	6 402	2 657	614	299
724	Barber shops	—	—	—	—	—
725	Shoe repair shops and shoeshine parlors	—	—	—	—	—
726	Funeral service and crematories	17	(D)	(D)	(D)	BB
729	Miscellaneous personal services	11	(D)	(D)	(D)	BB
73	Business services	124	58 017	23 818	5 139	1 275
731	Advertising	8	2 836	773	190	39
732	Consumer credit reporting agencies, mercantile reporting agencies, and adjustment and collection agencies	1	(D)	(D)	(D)	AA
733	Mailing, reproduction, commercial art and photography, and stenographic services	13	3 060	1 005	231	55
734	Services to dwellings and other buildings	31	6 204	2 934	643	279
735	Miscellaneous equipment rental and leasing	12	(D)	(D)	(D)	BB
736	Personnel supply services	7	5 432	3 619	748	273
737	Computer programming, data processing, and other computer related services	19	25 149	9 750	2 155	269
7371, 2, 3	Computer programming, prepackaged software, and integrated systems	6	(D)	(D)	(D)	CC
7374, 5, 6	Data processing services	7	(D)	(D)	(D)	CC
7377, 8, 9	Computer rental and leasing, maintenance, and related services, n.e.c.	6	(D)	(D)	(D)	AA
738	Miscellaneous business services	33	11 051	4 802	979	316
75	Automotive repair, services, and parking	90	23 150	5 839	1 401	326
751	Automotive rental and leasing, without drivers	6	(D)	(D)	(D)	AA
752	Automobile parking	1	(D)	(D)	(D)	AA
753	Automotive repair shops	74	18 337	4 638	1 115	259
7532	Top, body, and upholstery repair shops and paint shops	31	8 888	2 700	661	154
7538	General automotive repair shops	38	8 095	1 561	369	85
7533, 4, 6, 7, 9	Other automotive repair shops	5	1 354	377	85	20
754	Automotive services, except repair	9	2 655	681	154	46
76	Miscellaneous repair services	32	11 051	3 188	754	138
762	Electrical repair shops	10	5 919	1 331	308	56
7622	Radio and television repair shops	2	(D)	(D)	(D)	AA
7623, 9	Other electrical and electronic repair shops	8	(D)	(D)	(D)	BB
763	Watch, clock, and jewelry repair	—	—	—	—	—
764	Reupholstery and furniture repair	4	504	137	22	7
769	Miscellaneous repair and related services	18	4 628	1 720	424	75
78, 79, 84	Amusement and recreation services, including motion pictures and museums	73	41 702	11 192	2 664	1 214
781, 2	Motion picture production, distribution, and services	4	(D)	(D)	(D)	BB
783	Motion picture theaters	5	2 967	365	89	68
784	Video tape rental	13	2 216	493	130	70
792	Theatrical producers (except motion picture), bands, orchestras, and entertainers	3	(D)	(D)	(D)	AA
793	Bowling centers	7	(D)	(D)	(D)	BB
79 ex. 792, 3, 84	Commercial sports and other amusement and recreation services, including museums	41	26 280	6 699	1 701	972
80	Health services	243	179 692	87 092	18 331	3 284
801	Offices and clinics of doctors of medicine	98	74 645	39 743	7 400	855
802	Offices and clinics of dentists	79	22 428	8 388	1 842	353
803	Offices and clinics of doctors of osteopathy	1	(D)	(D)	(D)	AA
804	Offices and clinics of other health practitioners	40	9 277	3 394	604	139
805	Nursing and personal care facilities	17	65 739	32 536	7 809	1 687
806	Hospitals	—	—	—	—	—
807, 8, 9	Other health services	8	(D)	(D)	(D)	CC
81	Legal services	83	27 559	10 912	2 032	341
823, 4, 9	Selected educational services	11	6 203	2 661	491	111

Table 6. Summary Statistics for Firms Subject to Federal Income Tax for Counties With 350 Establishments or More: 1992 — Con.

[Includes only establishments with payroll. For meaning of abbreviations and symbols, see introductory text. For explanation of terms and comparability of 1987 and 1992 censuses, see appendix A. For information on geographic areas followed by ▲, see appendix F]

SIC code	Geographic area and kind of business or operation	Establishments (number)	Receipts (\$1,000)	Annual payroll (\$1,000)	First-quarter payroll (\$1,000)	Paid employees for pay period including March 12 (number)
BERKSHIRE COUNTY—Con.						
83	Social services	18	3 957	1 787	433	157
835	Child day care services	11	1 461	718	169	71
832, 3, 6, 9	Other social services	7	2 496	1 069	264	86
87 ex. 8733	Engineering, accounting, research, management, and related services (except noncommercial research organizations)	111	60 399	28 206	5 660	890
871	Engineering, architectural, and surveying services	40	21 102	10 422	1 445	200
872	Accounting, auditing, and bookkeeping services	37	9 222	4 296	1 047	183
873 ex. 8733	Research, development, and testing services (except noncommercial research organizations)	10	10 081	3 626	1 024	120
874	Management and public relations services	24	19 994	9 862	2 144	387
89	Services, n.e.c.	13	2 549	1 408	295	34
BRISTOL COUNTY						
	Total	2 978	1 272 031	497 542	112 031	25 385
70 ex. 704	Hotels, rooming houses, camps, and other lodging places (except membership lodging)	41	32 152	8 536	1 977	722
7011	Hotels and motels	35	31 282	8 371	1 943	713
7011 pt.	Hotels	14	6 217	2 217	1 482	502
7011 pt.	Hotels, 25 guestrooms or more	10	21 593	6 127	1 461	499
7011 pt.	Hotels, less than 25 guestrooms	4	322	90	21	3
7011 pt.	Motels, motor hotels, and tourist courts	21	9 367	2 154	461	211
7011 pt.	Motels, tourist courts	13	3 436	839	188	99
7011 pt.	Motor hotels	8	5 931	1 315	273	112
702, 3	Other lodging places	6	870	165	34	9
702	Rooming and boarding houses	3	123	16	5	5
703	Camps and recreational vehicle parks	3	747	149	29	4
72	Personal services	479	97 167	31 686	7 504	2 825
721	Laundry, cleaning, and garment services	115	44 021	14 021	3 224	989
7211	Power laundries, family and commercial*	7	6 963	2 374	563	214
7213	Linen supply*	2	(D)	(D)	(D)	AA
7215	Coin-operated laundries and drycleaning	43	6 983	2 208	453	188
7216	Drycleaning plants, except rug cleaning*	31	6 920	2 729	645	246
7217	Carpet and upholstery cleaning	12	1 312	344	69	32
7218	Industrial launderers*	4	18 687	5 495	1 291	227
7212, 9	Other laundry, cleaning, and garment services*	16	(D)	(D)	(D)	BB
7212	Garment pressing, and agents for laundries and drycleaners	11	2 424	664	138	61
7219	Laundry and garment services, n.e.c.*	5	(D)	(D)	(D)	AA
722	Photographic studios, portrait	21	3 769	988	200	104
723, 4	Beauty and barber shops	255	22 671	8 781	2 003	916
723	Beauty shops	249	22 259	8 606	1 965	900
724	Barber shops	6	412	175	38	16
725	Shoe repair shops and shoeshine parlors	4	263	57	12	8
726	Funeral service and crematories	43	17 291	4 257	994	205
729	Miscellaneous personal services	41	9 152	3 582	1 071	603
7291	Tax return preparation services	13	(D)	(D)	(D)	EE
7299	Miscellaneous personal services, n.e.c.	28	(D)	(D)	(D)	CC
73	Business services	370	183 131	82 369	20 211	6 326
731	Advertising	19	5 538	1 972	450	96
7311	Advertising agencies	14	(D)	(D)	(D)	BB
7312	Outdoor advertising services	2	(D)	(D)	(D)	AA
7313	Radio, television, publishers' advertising representatives	—	—	—	—	—
7319	Advertising, n.e.c.	3	112	28	3	1
732	Consumer credit reporting agencies, mercantile reporting agencies, and adjustment and collection agencies	9	2 127	747	138	34
7322	Adjustment and collection services	5	(D)	(D)	(D)	BB
7323	Credit reporting services	4	(D)	(D)	(D)	AA
733	Mailing, reproduction, commercial art and photography, and stenographic services	27	9 353	2 787	632	144
7331	Direct mail advertising services	3	(D)	(D)	(D)	BB
7334	Photocopying and duplicating services	4	(D)	(D)	(D)	BB
7335, 6	Commercial photography, art, and graphics	13	4 732	1 284	313	46
7335	Commercial photography	6	2 086	655	161	23
7336	Commercial art and graphic design	7	2 646	629	152	23
7338	Secretarial and court reporting services	7	(D)	(D)	(D)	BB
734	Services to dwellings and other buildings	93	24 155	9 497	2 121	693
7342	Disinfecting and pest control services	8	2 015	845	170	35
7349	Building cleaning and maintenance services, n.e.c.	85	22 140	8 652	1 951	658
735	Miscellaneous equipment rental and leasing	35	20 482	4 555	893	190
7352	Medical equipment rental and leasing	7	(D)	(D)	(D)	BB
7353	Heavy construction equipment rental and leasing	4	(D)	(D)	(D)	AA
7359	Equipment rental and leasing, n.e.c.	24	14 066	2 707	491	95
736	Personnel supply services	42	55 230	37 613	9 908	3 876
7361	Employment agencies	12	5 799	4 315	1 076	1 856
7363	Help supply services	30	49 431	33 298	8 832	2 020
7363 pt.	Temporary help supply	23	33 280	23 601	6 102	1 561
7363 pt.	Help supply, except temporary	7	16 151	9 697	2 730	459

Table 6. Summary Statistics for Firms Subject to Federal Income Tax for Counties With 350 Establishments or More: 1992 — Con.

[Includes only establishments with payroll. For meaning of abbreviations and symbols, see introductory text. For explanation of terms and comparability of 1987 and 1992 censuses, see appendix A. For information on geographic areas followed by ▲, see appendix F]

SIC code	Geographic area and kind of business or operation	Establishments (number)	Receipts (\$1,000)	Annual payroll (\$1,000)	First-quarter payroll (\$1,000)	Paid employees for pay period including March 12 (number)
BRISTOL COUNTY — Con.						
73	Business services — Con.					
737	Computer programming, data processing, and other computer related services -----	48	27 233	10 317	2 333	283
7371, 2, 3	Computer programming, prepackaged software, and integrated systems -----	35	24 125	9 200	2 071	242
7371	Computer programming services -----	23	6 562	2 926	523	72
7372	Prepackaged software -----	8	14 910	5 566	1 358	146
7373	Computer integrated systems -----	4	2 653	708	190	24
7374, 5, 6	Data processing services -----	2	(D)	(D)	(D)	AA
7374, 5	Computer processing, information retrieval -----	2	(D)	(D)	(D)	AA
7376	Computer facilities management services -----	—	—	—	—	—
7377, 8, 9	Computer rental and leasing, maintenance, and related services, n.e.c. -----	11	(D)	(D)	(D)	BB
7377	Computer rental and leasing -----	—	—	—	—	—
7378	Computer maintenance and repair -----	6	1 059	221	55	14
7379	Computer related services, n.e.c. -----	5	(D)	(D)	(D)	BB
738	Miscellaneous business services -----	97	39 013	14 881	3 736	1 010
7381, 2	Detective agencies and protective services -----	31	13 719	6 616	1 601	478
7381	Detective, guard, and armored car services -----	25	10 647	5 619	1 359	433
7382	Security systems services -----	6	3 072	997	242	45
7383	News syndicates -----	—	—	—	—	—
7384	Photofinishing laboratories* -----	16	4 095	963	260	65
7389	Business services, n.e.c. -----	50	21 199	7 302	1 875	467
7389 pt.	Sign painting shops -----	1	(D)	(D)	(D)	AA
7389 pt.	Interior designing -----	4	553	244	58	16
7389 pt.	Telephone answering services -----	9	1 444	785	199	131
7389 pt.	Other business services -----	36	(D)	(D)	(D)	EE
75	Automotive repair, services, and parking -----	333	87 054	20 294	4 805	1 175
751	Automotive rental and leasing, without drivers -----	19	9 006	1 118	292	64
7513	Truck rental and leasing, without drivers -----	7	5 597	518	127	26
7514, 5	Passenger car rental and leasing -----	12	3 409	600	165	38
7514	Passenger car rental -----	10	(D)	(D)	(D)	BB
7515	Passenger car leasing -----	2	(D)	(D)	(D)	AA
7519	Utility trailer and recreational vehicle rental -----	—	—	—	—	—
752	Automobile parking -----	4	390	176	27	17
753	Automotive repair shops -----	265	68 446	16 247	3 856	882
7532	Top, body, and upholstery repair shops and paint shops -----	86	21 406	5 476	1 307	306
7532 pt.	Top and body repair shops -----	84	(D)	(D)	(D)	EE
7532 pt.	Paint shops -----	2	(D)	(D)	(D)	AA
7538	General automotive repair shops -----	126	29 843	6 131	1 496	368
7538 pt.	General automotive repair shops, except diesel -----	118	26 432	5 205	1 264	324
7538 pt.	Diesel repair shops -----	8	3 411	926	232	44
7533, 4, 6, 7, 9	Other automotive repair shops -----	53	17 197	4 640	1 053	208
7533	Automotive exhaust system repair shops -----	14	5 881	1 246	275	59
7534	Tire retreading and repair shops -----	2	(D)	(D)	(D)	AA
7536	Automotive glass replacement shops -----	12	4 936	1 490	370	62
7537	Automotive transmission repair shops -----	9	2 212	782	154	35
7539	Automotive repair shops, n.e.c. -----	16	(D)	(D)	(D)	BB
7539 pt.	Radiator repair -----	3	325	66	18	6
7539 pt.	Brake, front end, and wheel alignment -----	5	1 231	436	86	16
7539 pt.	Automotive electrical and fuel system services -----	5	759	245	59	11
7539 pt.	Other automotive repair shops, n.e.c. -----	3	(D)	(D)	(D)	AA
754	Automotive services, except repair -----	45	9 212	2 753	630	212
7542	Carwashes -----	26	4 571	1 552	366	134
7549	Automotive services, except repair and carwashes -----	19	4 641	1 201	264	78
76	Miscellaneous repair services -----	128	54 667	17 636	4 223	654
762	Electrical repair shops -----	37	21 756	8 740	2 106	285
7622	Radio and television repair shops -----	10	1 631	378	96	24
7623, 9	Other electrical and electronic repair shops -----	27	20 125	8 362	2 010	261
7623	Refrigeration and air-conditioning service and repair shops -----	7	2 768	772	184	33
7629	Electrical and electronic repair shops, n.e.c. -----	20	17 357	7 590	1 826	228
763	Watch, clock, and jewelry repair -----	3	(D)	(D)	(D)	AA
764	Reupholstery and furniture repair -----	12	(D)	(D)	(D)	BB
769	Miscellaneous repair and related services -----	76	30 973	8 238	1 961	330
7692	Welding repair -----	12	3 155	860	205	43
7694	Armature rewinding shops -----	4	2 894	1 105	248	39
7699	Repair shops and related services, n.e.c. -----	60	24 924	6 273	1 508	248
78, 79, 84	Amusement and recreation services, including motion pictures and museums -----	198	114 144	21 911	4 278	1 881
781, 2	Motion picture production, distribution, and services -----	5	(D)	(D)	(D)	BB
783	Motion picture theaters -----	8	10 269	1 256	302	142
7832	Motion picture theaters, except drive-in -----	8	10 269	1 256	302	142
7833	Drive-in motion picture theaters -----	—	—	—	—	—
784	Video tape rental -----	43	10 331	1 927	435	277
792	Theatrical producers (except motion picture), bands, orchestras, and entertainers -----	4	(D)	(D)	(D)	AA
7922	Theatrical producers (except motion picture) and miscellaneous theatrical services -----	1	(D)	(D)	(D)	AA
7929	Bands, orchestras, actors, and other entertainers and entertainment groups -----	3	(D)	(D)	(D)	AA
793	Bowling centers -----	12	(D)	(D)	(D)	CC

Table 6. Summary Statistics for Firms Subject to Federal Income Tax for Counties With 350 Establishments or More: 1992 — Con.

[Includes only establishments with payroll. For meaning of abbreviations and symbols, see introductory text. For explanation of terms and comparability of 1987 and 1992 censuses, see appendix A. For information on geographic areas followed by ▲, see appendix F]

SIC code	Geographic area and kind of business or operation	Establishments (number)	Receipts (\$1,000)	Annual payroll (\$1,000)	First-quarter payroll (\$1,000)	Paid employees for pay period including March 12 (number)
BRISTOL COUNTY — Con.						
78, 79, 84	Amusement and recreation services, including motion pictures and museums—Con.					
79 ex. 792, 3, 84	Commercial sports and other amusement and recreation services, including museums	126	70 509	15 418	2 937	1 216
794	Commercial sports	16	35 530	5 781	1 199	287
7941	Professional sports clubs, managers, promoters	—	—	—	—	—
7948	Racing, including track operation	16	35 530	5 781	1 199	287
79 ex. 792, 3, 4, 84	Other amusement and recreation services, including museums	110	34 979	9 637	1 738	929
791	Dance studios, schools, and halls	8	556	98	27	18
7991	Physical fitness facilities	27	8 113	2 445	524	402
7992	Public golf courses	15	8 422	2 584	386	150
7993	Coin-operated amusement devices	7	3 835	833	168	49
7996	Amusement parks	(D)	(D)	(D)	(D)	AA
7997	Membership sports and recreation clubs	18	8 179	2 369	410	226
7999, 84	Amusement and recreation services, including museums, n.e.c. ..	34	(D)	(D)	(D)	BB
7999 pt.	Concession operators of amusement devices and rides	1	(D)	(D)	(D)	AA
7999 pt.	Carnivals, circuses, and fairs	—	—	—	—	—
7999 pt., 84	Other recreation and amusements, including museums	33	(D)	(D)	(D)	BB
80	Health services	727	455 940	217 369	47 954	8 021
801	Offices and clinics of doctors of medicine	327	197 019	103 075	20 688	2 136
8011 pt.	Offices of doctors of medicine	322	(D)	(D)	(D)	GG
8011 pt.	General medical clinics	5	(D)	(D)	(D)	BB
802	Offices and clinics of dentists	180	56 559	19 516	4 363	907
803	Offices and clinics of doctors of osteopathy	5	1 679	800	171	26
804	Offices and clinics of other health practitioners	115	31 752	9 189	2 015	399
8041	Offices and clinics of chiropractors	43	13 055	3 734	729	169
8042	Offices and clinics of optometrists	31	7 602	1 775	412	106
8043	Offices and clinics of podiatrists	14	2 473	451	95	29
8049	Offices and clinics of health practitioners, n.e.c.	27	8 622	3 229	779	95
805	Nursing and personal care facilities	39	96 430	52 609	13 344	2 941
8051	Skilled nursing care facilities	26	85 682	46 957	11 968	2 587
8052	Intermediate care facilities	8	9 637	5 092	1 207	312
8059	Nursing and personal care facilities, n.e.c.	5	1 111	560	169	42
806	Hospitals	1	(D)	(D)	(D)	CC
8062	General medical and surgical hospitals	—	—	—	—	—
8063, 9	Specialty hospitals	1	(D)	(D)	(D)	CC
807, 8, 9	Other health services	60	(D)	(D)	(D)	GG
807	Medical and dental laboratories	17	32 102	13 525	3 407	471
8071	Medical laboratories	12	31 278	13 268	3 353	456
8072	Dental laboratories	5	824	257	54	15
808	Home health care services	12	11 250	5 553	1 448	521
809	Miscellaneous health and allied services, n.e.c.	31	(D)	(D)	(D)	EE
8092	Kidney dialysis centers	2	(D)	(D)	(D)	BB
8093	Specialty outpatient facilities, n.e.c.	24	13 771	5 373	1 245	362
8099	Health and allied services, n.e.c.	5	(D)	(D)	(D)	BB
81	Legal services	280	108 805	39 310	7 466	1 116
823, 4, 9	Selected educational services	27	3 296	969	233	89
823	Libraries	—	—	—	—	—
824	Vocational schools	4	(D)	(D)	(D)	BB
829	Schools and educational services, n.e.c.	23	(D)	(D)	(D)	BB
83	Social services	99	22 931	10 836	2 589	933
835	Child day care services	62	8 858	4 368	1 029	402
832, 3, 6, 9	Other social services	37	14 073	6 468	1 560	531
87 ex. 8733	Engineering, accounting, research, management, and related services (except noncommercial research organizations)	277	106 295	44 081	10 244	1 570
871	Engineering, architectural, and surveying services	76	19 950	8 138	1 828	286
8711	Engineering services	42	12 487	5 341	1 162	156
8712	Architectural services	17	4 198	1 340	343	53
8713	Surveying services	17	3 265	1 457	323	77
872	Accounting, auditing, and bookkeeping services	109	28 410	11 197	2 489	457
873 ex. 8733	Research, development, and testing services (except noncommercial research organizations)	12	17 150	9 754	2 487	272
8731	Commercial physical and biological research	8	15 778	9 185	2 385	237
8732	Commercial economic, sociological, and educational research ..	1	(D)	(D)	(D)	AA
8734	Testing laboratories	3	(D)	(D)	(D)	BB
874	Management and public relations services	80	40 785	14 992	3 440	555
8741	Management services	26	17 174	7 356	1 683	248
8742	Management consulting services	42	12 080	5 130	1 231	219
8743	Public relations services	1	(D)	(D)	(D)	AA
8744	Facilities support management services	3	(D)	(D)	(D)	BB
8748	Business consulting services, n.e.c.	8	(D)	(D)	(D)	BB
89	Services, n.e.c.	19	6 449	2 545	547	73

Table 6. Summary Statistics for Firms Subject to Federal Income Tax for Counties With 350 Establishments or More: 1992 — Con.

[Includes only establishments with payroll. For meaning of abbreviations and symbols, see introductory text. For explanation of terms and comparability of 1987 and 1992 censuses, see appendix A. For information on geographic areas followed by ▲, see appendix F]

SIC code	Geographic area and kind of business or operation	Establishments (number)	Receipts (\$1,000)	Annual payroll (\$1,000)	First-quarter payroll (\$1,000)	Paid employees for pay period including March 12 (number)
ESSEX COUNTY						
	Total	4 803	2 508 378	996 819	229 344	42 560
70 ex. 704	Hotels, rooming houses, camps, and other lodging places (except membership lodging)	99	86 661	24 272	4 897	2 029
7011	Hotels and motels	79	83 268	23 067	4 681	1 915
7011 pt.	Hotels	38	67 246	18 199	3 731	1 509
7011 pt.	Hotels, 25 guestrooms or more	27	64 964	17 803	3 677	1 474
7011 pt.	Hotels, less than 25 guestrooms	11	2 282	396	54	35
7011 pt.	Motels, motor hotels, and tourist courts	41	16 022	4 868	950	406
7011 pt.	Motels, tourist courts	30	8 308	2 287	410	197
7011 pt.	Motor hotels	11	7 714	2 581	540	209
702, 3	Other lodging places	20	3 393	1 205	216	114
702	Rooming and boarding houses	12	2 135	854	200	79
703	Camps and recreational vehicle parks	8	1 258	351	16	35
72	Personal services	607	121 919	43 632	10 411	3 404
721	Laundry, cleaning, and garment services	151	40 938	14 760	3 444	1 010
7211	Power laundries, family and commercial*	7	5 782	2 854	669	162
7213	Linen supply*	5	12 200	4 314	1 038	182
7215	Coin-operated laundries and drycleaning	34	3 640	906	213	136
7216	Drycleaning plants, except rug cleaning*	71	14 333	5 081	1 153	428
7217	Carpet and upholstery cleaning	18	2 624	762	158	50
7218	Industrial laundries*	1	(D)	(D)	(D)	BB
7212, 9	Other laundry, cleaning, and garment services*	15	(D)	(D)	(D)	BB
7212	Garment pressing, and agents for laundries and drycleaners	6	518	126	38	8
7219	Laundry and garment services, n.e.c.*	9	(D)	(D)	(D)	BB
722	Photographic studios, portrait	20	4 922	1 234	286	105
723, 4	Beauty and barber shops	308	32 608	13 857	3 320	1 242
723	Beauty shops	299	32 037	13 616	3 256	1 215
724	Barber shops	9	571	241	64	27
725	Shoe repair shops and shoeshine parlors	1	(D)	(D)	(D)	AA
726	Funeral service and crematories	54	22 992	6 398	1 374	212
729	Miscellaneous personal services	73	(D)	(D)	(D)	FF
7291	Tax return preparation services	12	3 155	1 527	733	408
7299	Miscellaneous personal services, n.e.c.	61	(D)	(D)	(D)	EE
73	Business services	729	692 933	276 257	67 468	11 715
731	Advertising	44	34 778	15 256	2 780	324
7311	Advertising agencies	33	27 429	13 074	2 427	257
7312	Outdoor advertising services	2	(D)	(D)	(D)	AA
7313	Radio, television, publishers' advertising representatives	4	(D)	(D)	(D)	BB
7319	Advertising, n.e.c.	5	(D)	(D)	(D)	AA
732	Consumer credit reporting agencies, mercantile reporting agencies, and adjustment and collection agencies	12	8 714	3 327	878	148
7322	Adjustment and collection services	9	7 816	2 860	789	128
7323	Credit reporting services	3	898	467	89	20
733	Mailing, reproduction, commercial art and photography, and stenographic services	85	41 496	12 276	2 803	475
7331	Direct mail advertising services	9	15 745	3 811	884	141
7334	Photocopying and duplicating services	12	4 293	1 057	192	51
7335, 6	Commercial photography, art, and graphics	49	16 940	4 582	1 049	158
7335	Commercial photography	15	2 421	618	141	33
7336	Commercial art and graphic design	34	14 519	3 964	908	125
7338	Secretarial and court reporting services	15	4 518	2 826	678	125
734	Services to dwellings and other buildings	121	41 071	21 633	5 198	2 142
7342	Disinfecting and pest control services	9	4 354	2 089	600	69
7349	Building cleaning and maintenance services, n.e.c.	112	36 717	19 544	4 598	2 073
735	Miscellaneous equipment rental and leasing	46	22 812	6 075	1 270	253
7352	Medical equipment rental and leasing	5	4 146	1 389	314	40
7353	Heavy construction equipment rental and leasing	9	2 605	696	86	14
7359	Equipment rental and leasing, n.e.c.	32	16 061	3 990	870	199
736	Personnel supply services	82	76 100	50 412	11 794	3 158
7361	Employment agencies	23	9 306	4 995	1 177	252
7363	Help supply services	59	66 794	45 417	10 617	2 906
7363 pt.	Temporary help supply	55	59 542	39 895	8 931	2 709
7363 pt.	Help supply, except temporary	4	7 252	5 522	1 686	197
737	Computer programming, data processing, and other computer related services	182	388 428	140 581	36 305	3 678
7371, 2, 3	Computer programming, prepackaged software, and integrated systems	114	207 310	91 092	23 307	2 189
7371	Computer programming services	72	79 720	46 253	11 402	1 118
7372	Prepackaged software	34	116 118	43 203	11 561	1 038
7373	Computer integrated systems	8	1 472	1 636	344	33
7374, 5, 6	Data processing services	21	14 887	4 472	1 094	131
7374, 5	Computer processing, information retrieval	20	(D)	(D)	(D)	CC
7376	Computer facilities management services	1	(D)	(D)	(D)	BB
7377, 8, 9	Computer rental and leasing, maintenance, and related services, n.e.c.	47	166 231	45 017	11 904	1 358
7377	Computer rental and leasing	5	17 476	6 266	1 253	127
7378	Computer maintenance and repair	13	(D)	(D)	(D)	GG
7379	Computer related services, n.e.c.	29	(D)	(D)	(D)	CC

Table 6. Summary Statistics for Firms Subject to Federal Income Tax for Counties With 350 Establishments or More: 1992 — Con.

[Includes only establishments with payroll. For meaning of abbreviations and symbols, see introductory text. For explanation of terms and comparability of 1987 and 1992 censuses, see appendix A. For information on geographic areas followed by ▲, see appendix F]

SIC code	Geographic area and kind of business or operation	Establishments (number)	Receipts (\$1,000)	Annual payroll (\$1,000)	First-quarter payroll (\$1,000)	Paid employees for pay period including March 12 (number)
ESSEX COUNTY—Con.						
73	Business services—Con.					
738	Miscellaneous business services	157	79 534	26 697	6 440	1 537
7381, 2	Detective agencies and protective services	32	12 936	6 391	1 674	602
7381	Detective, guard, and armored car services	25	(D)	(D)	(D)	FF
7382	Security systems services	7	(D)	(D)	(D)	BB
7383	News syndicates	—	—	—	—	—
7384	Photofinishing laboratories*	27	10 700	3 045	664	158
7389	Business services, n.e.c.	98	55 898	17 261	4 102	777
7389 pt.	Sign painting shops	5	1 268	516	119	17
7389 pt.	Interior designing	8	1 628	308	153	11
7389 pt.	Telephone answering services	10	2 497	1 334	319	148
7389 pt.	Other business services	75	50 505	15 103	3 511	601
75	Automotive repair, services, and parking	433	164 241	33 709	8 078	1 576
751	Automotive rental and leasing, without drivers	18	40 729	3 788	911	142
7513	Truck rental and leasing, without drivers	9	(D)	(D)	(D)	BB
7514, 5	Passenger car rental and leasing	9	(D)	(D)	(D)	CC
7514	Passenger car rental	8	(D)	(D)	(D)	BB
7515	Passenger car leasing	1	(D)	(D)	(D)	BB
7519	Utility trailer and recreational vehicle rental	—	—	—	—	—
752	Automobile parking	21	(D)	(D)	(D)	BB
753	Automotive repair shops	350	106 292	25 439	6 051	1 138
7532	Top, body, and upholstery repair shops and paint shops	119	32 282	8 019	2 003	377
7532 pt.	Top and body repair shops	115	31 360	7 774	1 944	364
7532 pt.	Paint shops	4	922	245	59	13
7538	General automotive repair shops	171	48 914	11 055	2 651	493
7538 pt.	General automotive repair shops, except diesel	165	46 059	10 104	2 423	457
7538 pt.	Diesel repair shops	6	2 855	951	228	36
7533, 4, 6, 7, 9	Other automotive repair shops	60	25 096	6 365	1 397	268
7533	Automotive exhaust system repair shops	13	7 864	1 807	361	82
7534	Tire retreading and repair shops	1	(D)	(D)	(D)	AA
7536	Automotive glass replacement shops	17	7 851	1 950	477	65
7537	Automotive transmission repair shops	10	3 792	1 171	301	58
7539	Automotive repair shops, n.e.c.	19	(D)	(D)	(D)	BB
7539 pt.	Radiator repair	8	(D)	(D)	(D)	AA
7539 pt.	Brake, front end, and wheel alignment	5	1 694	501	91	21
7539 pt.	Automotive electrical and fuel system services	5	1 750	704	122	26
7539 pt.	Other automotive repair shops, n.e.c.	1	(D)	(D)	(D)	AA
754	Automotive services, except repair	44	(D)	(D)	(D)	CC
7542	Carwashes	22	(D)	(D)	(D)	BB
7549	Automotive services, except repair and carwashes	22	8 020	2 182	519	138
76	Miscellaneous repair services	164	71 258	21 609	5 110	838
762	Electrical repair shops	53	28 432	9 601	2 327	392
7622	Radio and television repair shops	11	5 474	2 062	495	85
7623, 9	Other electrical and electronic repair shops	42	22 958	7 539	1 832	307
7623	Refrigeration and air-conditioning service and repair shops	14	4 732	1 387	315	56
7629	Electrical and electronic repair shops, n.e.c.	28	18 226	6 152	1 517	251
763	Watch, clock, and jewelry repair	3	743	181	46	8
764	Reupholstery and furniture repair	19	2 282	714	179	37
769	Miscellaneous repair and related services	89	39 801	11 113	2 558	401
7692	Welding repair	13	2 569	457	104	24
7694	Armature rewinding shops	2	(D)	(D)	(D)	AA
7699	Repair shops and related services, n.e.c.	74	(D)	(D)	(D)	EE
78, 79, 84	Amusement and recreation services, including motion pictures and museums	294	132 574	39 097	7 989	2 703
781, 2	Motion picture production, distribution, and services	11	(D)	(D)	(D)	CC
783	Motion picture theaters	12	13 698	2 033	498	222
7832	Motion picture theaters, except drive-in	12	13 698	2 033	498	222
7833	Drive-in motion picture theaters	—	—	—	—	—
784	Video tape rental	64	15 811	3 554	838	389
792	Theatrical producers (except motion picture), bands, orchestras, and entertainers	4	(D)	(D)	(D)	BB
7922	Theatrical producers (except motion picture) and miscellaneous theatrical services	4	(D)	(D)	(D)	BB
7929	Bands, orchestras, actors, and other entertainers and entertainment groups	—	—	—	—	—
793	Bowling centers	13	3 496	1 106	264	85
79 ex. 792, 3, 84	Commercial sports and other amusement and recreation services, including museums	190	84 832	25 992	4 714	1 845
794	Commercial sports	7	1 213	297	84	15
7941	Professional sports clubs, managers, promoters	1	(D)	(D)	(D)	AA
7948	Racing, including track operation	6	(D)	(D)	(D)	AA
79 ex. 792, 3, 4, 84	Other amusement and recreation services, including museums	183	83 619	25 695	4 630	1 830
791	Dance studios, schools, and halls	12	1 630	561	148	52
7991	Physical fitness facilities	33	12 125	3 297	760	414
7992	Public golf courses	12	8 911	3 269	511	123
7993	Coin-operated amusement devices	14	4 302	1 080	168	47
7996	Amusement parks	1	(D)	(D)	(D)	AA
7997	Membership sports and recreation clubs	26	30 264	10 285	1 681	652
7999, 84	Amusement and recreation services, including museums, n.e.c.	85	(D)	(D)	(D)	FF
7999 pt.	Concession operators of amusement devices and rides	5	2 719	1 157	204	123
7999 pt.	Carnivals, circuses, and fairs	1	(D)	(D)	(D)	BB
7999 pt., 84	Other recreation and amusements, including museums	79	(D)	(D)	(D)	EE

Table 6. Summary Statistics for Firms Subject to Federal Income Tax for Counties With 350 Establishments or More: 1992 — Con.

[Includes only establishments with payroll. For meaning of abbreviations and symbols, see introductory text. For explanation of terms and comparability of 1987 and 1992 censuses, see appendix A. For information on geographic areas followed by ▲, see appendix F]

SIC code	Geographic area and kind of business or operation	Establishments (number)	Receipts (\$1,000)	Annual payroll (\$1,000)	First-quarter payroll (\$1,000)	Paid employees for pay period including March 12 (number)
ESSEX COUNTY — Con.						
80	Health services	1 201	810 007	391 558	87 075	14 314
801	Offices and clinics of doctors of medicine	507	348 124	179 425	37 055	3 712
8011 pt.	Offices of doctors of medicine	497	339 311	175 194	35 952	3 596
8011 pt.	General medical clinics	10	8 813	4 231	1 103	116
802	Offices and clinics of dentists	346	119 862	46 602	10 887	1 970
803	Offices and clinics of doctors of osteopathy	5	(D)	(D)	(D)	AA
804	Offices and clinics of other health practitioners	186	49 729	17 044	3 823	702
8041	Offices and clinics of chiropractors	77	24 179	8 874	1 920	303
8042	Offices and clinics of optometrists	38	8 988	1 949	515	105
8043	Offices and clinics of podiatrists	21	3 777	1 149	265	63
8049	Offices and clinics of health practitioners, n.e.c.	50	12 785	5 072	1 123	231
805	Nursing and personal care facilities	65	208 058	110 059	26 596	6 006
8051	Skilled nursing care facilities	47	178 743	94 013	22 862	5 057
8052	Intermediate care facilities	16	(D)	(D)	(D)	FF
8059	Nursing and personal care facilities, n.e.c.	2	(D)	(D)	(D)	BB
806	Hospitals	2	(D)	(D)	(D)	EE
8062	General medical and surgical hospitals	—	—	—	—	—
8063, 9	Specialty hospitals	2	(D)	(D)	(D)	EE
807, 8, 9	Other health services	90	(D)	(D)	(D)	GG
807	Medical and dental laboratories	40	31 125	11 580	2 747	408
8071	Medical laboratories	30	27 205	9 815	2 303	346
8072	Dental laboratories	10	3 920	1 765	444	62
808	Home health care services	18	15 317	8 151	1 822	877
809	Miscellaneous health and allied services, n.e.c.	32	(D)	(D)	(D)	EE
8092	Kidney dialysis centers	1	(D)	(D)	(D)	AA
8093	Specialty outpatient facilities, n.e.c.	22	13 832	7 213	1 717	235
8099	Health and allied services, n.e.c.	9	(D)	(D)	(D)	BB
81	Legal services	456	142 521	42 492	9 471	1 486
823, 4, 9	Selected educational services	37	11 286	3 332	661	225
823	Libraries	—	—	—	—	—
824	Vocational schools	8	3 720	1 378	353	58
829	Schools and educational services, n.e.c.	29	7 566	1 954	308	167
83	Social services	134	27 015	13 573	3 156	1 107
835	Child day care services	88	15 045	7 731	1 834	753
832, 3, 6, 9	Other social services	46	11 970	5 842	1 322	354
87 ex. 8733	Engineering, accounting, research, management, and related services (except noncommercial research organizations)	613	237 216	103 676	24 194	3 020
871	Engineering, architectural, and surveying services	175	63 594	28 480	6 551	877
8711	Engineering services	117	48 262	21 356	5 003	579
8712	Architectural services	32	6 117	2 227	563	82
8713	Surveying services	26	9 215	4 897	985	216
872	Accounting, auditing, and bookkeeping services	192	57 475	24 012	5 700	830
873 ex. 8733	Research, development, and testing services (except noncommercial research organizations)	37	32 498	15 217	3 636	396
8731	Commercial physical and biological research	14	23 263	11 456	2 829	247
8732	Commercial economic, sociological, and educational research	13	4 224	1 648	348	94
8734	Testing laboratories	10	5 011	2 113	459	55
874	Management and public relations services	209	83 649	35 967	8 307	917
8741	Management services	52	33 603	15 769	4 201	508
8742	Management consulting services	115	41 911	17 908	3 637	325
8743	Public relations services	10	1 613	430	97	15
8744	Facilities support management services	—	—	—	—	—
8748	Business consulting services, n.e.c.	32	6 522	1 860	372	69
89	Services, n.e.c.	36	10 747	3 612	834	143
FRANKLIN COUNTY						
	Total	384	133 991	52 745	12 296	3 189
70 ex. 704	Hotels, rooming houses, camps, and other lodging places (except membership lodging)	13	2 699	594	117	91
7011	Hotels and motels	8	2 389	566	114	86
7011 pt.	Hotels	2	(D)	(D)	(D)	AA
7011 pt.	Motels, motor hotels, and tourist courts	6	(D)	(D)	(D)	BB
702, 3	Other lodging places	5	310	28	3	5

Table 6. Summary Statistics for Firms Subject to Federal Income Tax for Counties With 350 Establishments or More: 1992 — Con.

[Includes only establishments with payroll. For meaning of abbreviations and symbols, see introductory text. For explanation of terms and comparability of 1987 and 1992 censuses, see appendix A. For information on geographic areas followed by ▲, see appendix F]

SIC code	Geographic area and kind of business or operation	Establishments (number)	Receipts (\$1,000)	Annual payroll (\$1,000)	First-quarter payroll (\$1,000)	Paid employees for pay period including March 12 (number)
FRANKLIN COUNTY — Con.						
72	Personal services	54	14 786	5 076	1 251	341
721	Laundry, cleaning, and garment services	15	(D)	(D)	(D)	BB
7211	Power laundries, family and commercial*	—	—	—	—	—
7213	Linen supply*	2	(D)	(D)	(D)	BB
7215	Coin-operated laundries and drycleaning	3	(D)	(D)	(D)	AA
7216	Drycleaning plants, except rug cleaning*	4	439	254	55	23
7217	Carpet and upholstery cleaning	4	(D)	(D)	(D)	AA
7218	Industrial laundriers*	—	—	—	—	—
7212, 9	Other laundry, cleaning, and garment services*	2	(D)	(D)	(D)	AA
722	Photographic studios, portrait	2	(D)	(D)	(D)	CC
723, 4	Beauty and barber shops	26	2 357	1 063	243	98
723	Beauty shops	26	2 357	1 063	243	98
724	Barber shops	—	—	—	—	—
725	Shoe repair shops and shoeshine parlors	—	—	—	—	—
726	Funeral service and crematories	8	(D)	(D)	(D)	BB
729	Miscellaneous personal services	3	127	29	10	5
73	Business services	41	11 781	5 091	1 363	342
731	Advertising	2	(D)	(D)	(D)	AA
732	Consumer credit reporting agencies, mercantile reporting agencies, and adjustment and collection agencies	1	(D)	(D)	(D)	AA
733	Mailing, reproduction, commercial art and photography, and stenographic services	3	311	76	18	6
734	Services to dwellings and other buildings	5	832	466	176	76
735	Miscellaneous equipment rental and leasing	6	(D)	(D)	(D)	BB
736	Personnel supply services	3	(D)	(D)	(D)	BB
737	Computer programming, data processing, and other computer related services	6	660	201	38	10
7371, 2, 3	Computer programming, prepackaged software, and integrated systems	3	(D)	(D)	(D)	AA
7374, 5, 6	Data processing services	1	(D)	(D)	(D)	AA
7377, 8, 9	Computer rental and leasing, maintenance, and related services, n.e.c.	2	(D)	(D)	(D)	AA
738	Miscellaneous business services	15	(D)	(D)	(D)	CC
75	Automotive repair, services, and parking	50	14 332	2 470	571	142
751	Automotive rental and leasing, without drivers	—	—	—	—	—
752	Automobile parking	—	—	—	—	—
753	Automotive repair shops	47	13 676	2 274	519	128
7532	Top, body, and upholstery repair shops and paint shops	11	1 615	409	100	25
7538	General automotive repair shops	32	11 064	1 632	361	90
7533, 4, 6, 7, 9	Other automotive repair shops	4	997	233	58	13
754	Automotive services, except repair	3	656	196	52	14
76	Miscellaneous repair services	14	2 769	736	184	62
762	Electrical repair shops	3	(D)	(D)	(D)	BB
7622	Radio and television repair shops	—	—	—	—	—
7623, 9	Other electrical and electronic repair shops	3	(D)	(D)	(D)	BB
763	Watch, clock, and jewelry repair	—	—	—	—	—
764	Reupholstery and furniture repair	—	—	—	—	—
769	Miscellaneous repair and related services	11	(D)	(D)	(D)	BB
78, 79, 84	Amusement and recreation services, including motion pictures and museums	33	7 560	2 038	523	400
781, 2	Motion picture production, distribution, and services	2	(D)	(D)	(D)	AA
783	Motion picture theaters	2	(D)	(D)	(D)	BB
784	Video tape rental	6	676	179	46	24
792	Theatrical producers (except motion picture), bands, orchestras, and entertainers	1	(D)	(D)	(D)	AA
793	Bowling centers	1	(D)	(D)	(D)	BB
79 ex. 792, 3, 84	Commercial sports and other amusement and recreation services, including museums	21	4 959	1 499	408	310
80	Health services	91	58 052	28 912	6 473	1 455
801	Offices and clinics of doctors of medicine	27	18 431	9 423	1 943	214
802	Offices and clinics of dentists	28	8 301	2 478	576	139
803	Offices and clinics of doctors of osteopathy	—	—	—	—	—
804	Offices and clinics of other health practitioners	23	(D)	(D)	(D)	BB
805	Nursing and personal care facilities	9	23 997	13 537	3 226	750
806	Hospitals	—	—	—	—	—
807, 8, 9	Other health services	4	(D)	(D)	(D)	EE
81	Legal services	29	6 873	2 106	451	94
823, 4, 9	Selected educational services	4	(D)	(D)	(D)	AA
83	Social services	13	2 156	753	164	64
835	Child day care services	8	(D)	(D)	(D)	BB
832, 3, 6, 9	Other social services	5	(D)	(D)	(D)	BB

Table 6. Summary Statistics for Firms Subject to Federal Income Tax for Counties With 350 Establishments or More: 1992 — Con.

[Includes only establishments with payroll. For meaning of abbreviations and symbols, see introductory text. For explanation of terms and comparability of 1987 and 1992 censuses, see appendix A. For information on geographic areas followed by ▲, see appendix F]

SIC code	Geographic area and kind of business or operation	Establishments (number)	Receipts (\$1,000)	Annual payroll (\$1,000)	First-quarter payroll (\$1,000)	Paid employees for pay period including March 12 (number)
FRANKLIN COUNTY — Con.						
87 ex. 8733	Engineering, accounting, research, management, and related services (except noncommercial research organizations) -----	37	11 113	4 224	1 031	164
871	Engineering, architectural, and surveying services -----	16	5 845	1 980	478	70
872	Accounting, auditing, and bookkeeping services -----	17	4 828	2 044	499	88
873 ex. 8733	Research, development, and testing services (except noncommercial research organizations) -----	1	(D)	(D)	(D)	AA
874	Management and public relations services -----	3	(D)	(D)	(D)	AA
89	Services, n.e.c. -----	5	(D)	(D)	(D)	BB
HAMPDEN COUNTY						
Total -----		2 859	1 617 138	637 840	144 118	34 271
70 ex. 704	Hotels, rooming houses, camps, and other lodging places (except membership lodging) -----	47	43 385	12 488	3 075	1 102
7011	Hotels and motels -----	38	41 589	12 128	3 035	1 071
7011 pt.	Hotels -----	14	32 003	9 987	2 572	844
7011 pt.	Hotels, 25 guestrooms or more -----	11	31 564	9 931	2 561	835
7011 pt.	Hotels, less than 25 guestrooms -----	3	439	56	11	9
7011 pt.	Motels, motor hotels, and tourist courts -----	24	9 586	2 141	463	227
7011 pt.	Motels, tourist courts -----	22	(D)	(D)	(D)	CC
7011 pt.	Motor hotels -----	2	(D)	(D)	(D)	BB
702, 3	Other lodging places -----	9	1 796	360	40	31
702	Rooming and boarding houses -----	2	(D)	(D)	(D)	AA
703	Camps and recreational vehicle parks -----	7	(D)	(D)	(D)	BB
72	Personal services -----	396	89 376	31 005	7 568	2 507
721	Laundry, cleaning, and garment services -----	92	37 843	13 550	3 107	868
7211	Power laundries, family and commercial* -----	3	486	201	42	18
7213	Linen supply* -----	3	(D)	(D)	(D)	BB
7215	Coin-operated laundries and drycleaning -----	33	4 800	1 776	413	175
7216	Drycleaning plants, except rug cleaning* -----	30	6 277	2 721	554	205
7217	Carpet and upholstery cleaning -----	10	2 995	1 131	219	95
7218	Industrial launderers* -----	7	20 024	6 827	1 686	322
7212, 9	Other laundry, cleaning, and garment services* -----	6	(D)	(D)	(D)	AA
7212	Garment pressing, and agents for laundries and drycleaners -----	3	(D)	(D)	(D)	AA
7219	Laundry and garment services, n.e.c.* -----	3	(D)	(D)	(D)	AA
722	Photographic studios, portrait -----	22	5 160	1 335	292	102
723, 4	Beauty and barber shops -----	210	20 323	8 513	1 999	806
723	Beauty shops -----	197	19 429	8 121	1 898	768
724	Barber shops -----	13	894	392	101	38
725	Shoe repair shops and shoeshine parlors -----	—	—	—	—	—
726	Funeral service and crematories -----	38	19 826	5 177	1 288	190
729	Miscellaneous personal services -----	34	6 224	2 430	882	541
7291	Tax return preparation services -----	12	3 065	1 429	647	386
7299	Miscellaneous personal services, n.e.c. -----	22	3 159	1 001	235	155
73	Business services -----	385	309 043	98 898	22 791	10 831
731	Advertising -----	20	9 477	2 239	595	88
7311	Advertising agencies -----	17	(D)	(D)	(D)	BB
7312	Outdoor advertising services -----	2	(D)	(D)	(D)	BB
7313	Radio, television, publishers' advertising representatives -----	1	(D)	(D)	(D)	AA
7319	Advertising, n.e.c. -----	—	—	—	—	—
732	Consumer credit reporting agencies, mercantile reporting agencies, and adjustment and collection agencies -----	9	14 544	4 234	1 139	175
7322	Adjustment and collection services -----	6	(D)	(D)	(D)	CC
7323	Credit reporting services -----	3	(D)	(D)	(D)	BB
733	Mailing, reproduction, commercial art and photography, and stenographic services -----	31	11 172	3 864	960	180
7331	Direct mail advertising services -----	2	(D)	(D)	(D)	AA
7334	Photocopying and duplicating services -----	2	(D)	(D)	(D)	AA
7335, 6	Commercial photography, art, and graphics -----	18	5 302	1 506	336	58
7335	Commercial photography -----	9	2 324	537	110	18
7336	Commercial art and graphic design -----	9	2 978	969	226	40
7338	Secretarial and court reporting services -----	9	4 556	2 128	575	102
734	Services to dwellings and other buildings -----	98	22 270	10 308	2 341	946
7342	Disinfecting and pest control services -----	16	6 898	3 153	641	126
7349	Building cleaning and maintenance services, n.e.c. -----	82	15 372	7 155	1 700	820
735	Miscellaneous equipment rental and leasing -----	31	116 192	9 094	2 361	373
7352	Medical equipment rental and leasing -----	7	(D)	(D)	(D)	BB
7353	Heavy construction equipment rental and leasing -----	5	(D)	(D)	(D)	BB
7359	Equipment rental and leasing, n.e.c. -----	19	(D)	(D)	(D)	EE
736	Personnel supply services -----	50	53 750	38 267	7 609	7 292
7361	Employment agencies -----	14	7 791	5 408	1 314	374
7363	Help supply services -----	36	45 959	32 859	6 295	6 918
7363 pt.	Temporary help supply -----	30	39 952	29 147	5 554	6 793
7363 pt.	Help supply, except temporary -----	6	6 007	3 712	741	125

Table 6. Summary Statistics for Firms Subject to Federal Income Tax for Counties With 350 Establishments or More: 1992 — Con.

[Includes only establishments with payroll. For meaning of abbreviations and symbols, see introductory text. For explanation of terms and comparability of 1987 and 1992 censuses, see appendix A. For information on geographic areas followed by ▲, see appendix F]

SIC code	Geographic area and kind of business or operation	Establishments (number)	Receipts (\$1,000)	Annual payroll (\$1,000)	First-quarter payroll (\$1,000)	Paid employees for pay period including March 12 (number)
HAMPDEN COUNTY—Con.						
73	Business services—Con.					
737	Computer programming, data processing, and other computer related services -----	44	27 774	11 516	2 733	386
7371, 2, 3	Computer programming, prepackaged software, and integrated systems -----	23	13 061	5 105	1 146	146
7371	Computer programming services -----	13	5 302	2 368	508	59
7372	Prepackaged software -----	6	(D)	(D)	(D)	BB
7373	Computer integrated systems -----	4	(D)	(D)	(D)	BB
7374, 5, 6	Data processing services -----	7	7 442	2 656	631	111
7374, 5	Computer processing, information retrieval -----	7	7 442	2 656	631	111
7376	Computer facilities management services -----	—	—	—	—	—
7377, 8, 9	Computer rental and leasing, maintenance, and related services, n.e.c. -----	14	7 271	3 755	956	129
7377	Computer rental and leasing -----	1	(D)	(D)	(D)	AA
7378	Computer maintenance and repair -----	11	6 171	3 460	866	117
7379	Computer related services, n.e.c. -----	2	(D)	(D)	(D)	AA
738	Miscellaneous business services -----	102	53 864	19 376	5 053	1 391
7381, 2	Detective agencies and protective services -----	24	14 383	7 403	1 868	559
7381	Detective, guard, and armored car services -----	19	8 814	5 328	1 321	470
7382	Security systems services -----	5	5 569	2 075	547	89
7383	News syndicates -----	1	(D)	(D)	(D)	AA
7384	Photofinishing laboratories* -----	15	(D)	(D)	(D)	CC
7389	Business services, n.e.c. -----	62	(D)	(D)	(D)	FF
7389 pt.	Sign painting shops -----	3	451	121	34	9
7389 pt.	Interior designing -----	4	1 219	420	114	12
7389 pt.	Telephone answering services -----	8	1 721	1 013	272	109
7389 pt.	Other business services -----	47	(D)	(D)	(D)	EE
75	Automotive repair, services, and parking -----	329	144 082	32 777	7 970	1 714
751	Automotive rental and leasing, without drivers -----	23	45 346	5 700	1 449	242
7513	Truck rental and leasing, without drivers -----	9	38 424	4 644	1 137	184
7514, 5	Passenger car rental and leasing -----	13	(D)	(D)	(D)	BB
7514	Passenger car rental -----	9	3 379	623	148	37
7515	Passenger car leasing -----	4	(D)	(D)	(D)	AA
7519	Utility trailer and recreational vehicle rental -----	1	(D)	(D)	(D)	AA
752	Automobile parking -----	19	5 137	834	226	74
753	Automotive repair shops -----	251	83 130	22 952	5 460	1 108
7532	Top, body, and upholstery repair shops and paint shops -----	90	30 863	9 055	2 249	458
7532 pt.	Top and body repair shops -----	88	(D)	(D)	(D)	EE
7532 pt.	Paint shops -----	2	(D)	(D)	(D)	AA
7538	General automotive repair shops -----	104	29 506	7 675	1 752	378
7538 pt.	General automotive repair shops, except diesel -----	96	27 389	7 038	1 619	353
7538 pt.	Diesel repair shops -----	8	2 117	637	133	25
7533, 4, 6, 7, 9	Other automotive repair shops -----	57	22 761	6 222	1 459	272
7533	Automotive exhaust system repair shops -----	14	5 984	1 673	388	80
7534	Tire retreading and repair shops -----	2	(D)	(D)	(D)	BB
7536	Automotive glass replacement shops -----	13	5 484	1 522	343	60
7537	Automotive transmission repair shops -----	11	2 636	834	176	35
7539	Automotive repair shops, n.e.c. -----	17	(D)	(D)	(D)	BB
7539 pt.	Radiator repair -----	4	531	105	23	7
7539 pt.	Brake, front end, and wheel alignment -----	7	1 221	242	71	17
7539 pt.	Automotive electrical and fuel system services -----	2	(D)	(D)	(D)	AA
7539 pt.	Other automotive repair shops, n.e.c. -----	4	(D)	(D)	(D)	BB
754	Automotive services, except repair -----	36	10 469	3 291	835	290
7542	Carwashes -----	22	2 724	832	208	82
7549	Automotive services, except repair and carwashes -----	14	7 745	2 459	627	208
76	Miscellaneous repair services -----	106	42 238	15 461	3 890	640
762	Electrical repair shops -----	25	8 545	4 097	1 002	210
7622	Radio and television repair shops -----	7	1 183	492	119	29
7623, 9	Other electrical and electronic repair shops -----	18	7 362	3 605	883	181
7623	Refrigeration and air-conditioning service and repair shops -----	4	935	382	89	13
7629	Electrical and electronic repair shops, n.e.c. -----	14	6 427	3 223	794	168
763	Watch, clock, and jewelry repair -----	4	893	196	44	14
764	Reupholstery and furniture repair -----	11	1 959	658	161	39
769	Miscellaneous repair and related services -----	66	30 841	10 510	2 683	377
7692	Welding repair -----	7	3 103	1 422	306	39
7694	Armature rewinding shops -----	4	2 046	629	211	25
7699	Repair shops and related services, n.e.c. -----	55	25 692	8 459	2 166	313
78, 79, 84	Amusement and recreation services, including motion pictures and museums -----	182	77 310	21 000	4 473	2 019
781, 2	Motion picture production, distribution, and services -----	7	(D)	(D)	(D)	CC
783	Motion picture theaters -----	4	(D)	(D)	(D)	CC
7832	Motion picture theaters, except drive-in -----	4	(D)	(D)	(D)	CC
7833	Drive-in motion picture theaters -----	—	—	—	—	—
784	Video tape rental -----	42	10 925	2 165	593	305
792	Theatrical producers (except motion picture), bands, orchestras, and entertainers -----	12	5 105	1 768	411	125
7922	Theatrical producers (except motion picture) and miscellaneous theatrical services -----	8	4 665	1 629	374	117
7929	Bands, orchestras, actors, and other entertainers and entertainment groups -----	4	440	139	37	8
793	Bowling centers -----	11	4 530	1 176	331	143

Table 6. Summary Statistics for Firms Subject to Federal Income Tax for Counties With 350 Establishments or More: 1992 — Con.

[Includes only establishments with payroll. For meaning of abbreviations and symbols, see introductory text. For explanation of terms and comparability of 1987 and 1992 censuses, see appendix A. For information on geographic areas followed by ▲, see appendix F]

SIC code	Geographic area and kind of business or operation	Establishments (number)	Receipts (\$1,000)	Annual payroll (\$1,000)	First-quarter payroll (\$1,000)	Paid employees for pay period including March 12 (number)
HAMPDEN COUNTY—Con.						
78, 79, 84	Amusement and recreation services, including motion pictures and museums—Con.					
79 ex. 792, 3, 84	Commercial sports and other amusement and recreation services, including museums -----	106	46 390	13 716	2 636	1 202
794	Commercial sports -----	1	(D)	(D)	(D)	BB
7941	Professional sports clubs, managers, promoters -----	—	—	—	—	—
7948	Racing, including track operation -----	1	(D)	(D)	(D)	BB
79 ex. 792, 3, 4, 84	Other amusement and recreation services, including museums ----	105	(D)	(D)	(D)	GG
791	Dance studios, schools, and halls -----	18	1 652	470	139	74
7991	Physical fitness facilities -----	19	4 903	1 566	395	235
7992	Public golf courses -----	9	4 883	1 609	244	88
7993	Coin-operated amusement devices -----	9	5 179	1 753	398	84
7996	Amusement parks -----	2	(D)	(D)	(D)	BB
7997	Membership sports and recreation clubs -----	11	3 777	1 196	174	56
7999, 84	Amusement and recreation services, including museums, n.e.c. -	37	(D)	(D)	(D)	FF
7999 pt.	Concession operators of amusement devices and rides -----	1	(D)	(D)	(D)	AA
7999 pt., 84	Carnivals, circuses, and fairs -----	1	(D)	(D)	(D)	AA
	Other recreation and amusements, including museums -----	35	(D)	(D)	(D)	FF
80	Health services -----	722	564 374	271 690	58 421	10 098
801	Offices and clinics of doctors of medicine -----	303	222 922	116 911	23 174	2 216
8011 pt.	Offices of doctors of medicine -----	297	216 906	114 573	22 698	2 169
8011 pt.	General medical clinics -----	6	6 016	2 338	476	47
802	Offices and clinics of dentists -----	203	67 481	26 806	5 892	1 177
803	Offices and clinics of doctors of osteopathy -----	4	(D)	(D)	(D)	AA
804	Offices and clinics of other health practitioners -----	104	34 792	13 766	3 212	508
8041	Offices and clinics of chiropractors -----	35	12 930	4 742	1 211	163
8042	Offices and clinics of optometrists -----	25	5 967	1 685	371	78
8043	Offices and clinics of podiatrists -----	16	2 703	613	135	38
8049	Offices and clinics of health practitioners, n.e.c. -----	28	13 192	6 726	1 495	229
805	Nursing and personal care facilities -----	38	134 779	69 655	16 929	4 091
8051	Skilled nursing care facilities -----	35	132 670	68 799	16 669	4 003
8052	Intermediate care facilities -----	1	(D)	(D)	(D)	BB
8059	Nursing and personal care facilities, n.e.c. -----	2	(D)	(D)	(D)	BB
806	Hospitals -----	2	(D)	(D)	(D)	EE
8062	General medical and surgical hospitals -----	—	—	—	—	—
8063, 9	Specialty hospitals -----	2	(D)	(D)	(D)	EE
807, 8, 9	Other health services -----	68	(D)	(D)	(D)	GG
807	Medical and dental laboratories -----	34	37 552	13 603	2 489	275
8071	Medical laboratories -----	19	33 451	11 592	1 999	179
8072	Dental laboratories -----	15	4 101	2 011	490	96
808	Home health care services -----	12	25 999	12 594	2 814	1 131
809	Miscellaneous health and allied services, n.e.c. -----	22	(D)	(D)	(D)	EE
8092	Kidney dialysis centers -----	2	(D)	(D)	(D)	BB
8093	Specialty outpatient facilities, n.e.c. -----	18	12 478	6 407	1 611	282
8099	Health and allied services, n.e.c. -----	2	(D)	(D)	(D)	BB
81	Legal services -----	302	126 258	50 832	11 239	1 465
823, 4, 9	Selected educational services -----	18	12 390	5 224	1 320	286
823	Libraries -----	—	—	—	—	—
824	Vocational schools -----	3	(D)	(D)	(D)	CC
829	Schools and educational services, n.e.c. -----	15	(D)	(D)	(D)	BB
83	Social services -----	84	20 035	10 437	2 375	694
835	Child day care services -----	56	7 751	4 067	905	361
832, 3, 6, 9	Other social services -----	28	12 284	6 370	1 470	333
87 ex. 8733	Engineering, accounting, research, management, and related services (except noncommercial research organizations) -----	279	181 147	85 197	20 324	2 844
871	Engineering, architectural, and surveying services -----	76	58 033	28 732	6 817	808
8711	Engineering services -----	49	50 736	25 510	6 182	708
8712	Architectural services -----	17	5 787	2 537	518	76
8713	Surveying services -----	10	1 510	685	117	24
872	Accounting, auditing, and bookkeeping services -----	104	50 016	25 474	5 996	965
873 ex. 8733	Research, development, and testing services (except noncommercial research organizations) -----	22	37 115	14 601	3 564	516
8731	Commercial physical and biological research -----	5	(D)	(D)	(D)	CC
8732	Commercial economic, sociological, and educational research ----	5	(D)	(D)	(D)	CC
8734	Testing laboratories -----	12	10 262	5 329	1 312	169
874	Management and public relations services -----	77	35 983	16 390	3 947	555
8741	Management services -----	22	20 111	11 095	2 893	354
8742	Management consulting services -----	35	10 611	3 945	724	138
8743	Public relations services -----	1	(D)	(D)	(D)	AA
8744	Facilities support management services -----	1	(D)	(D)	(D)	AA
8748	Business consulting services, n.e.c. -----	18	(D)	(D)	(D)	BB
89	Services, n.e.c. -----	9	7 500	2 831	672	71

Table 6. Summary Statistics for Firms Subject to Federal Income Tax for Counties With 350 Establishments or More: 1992 — Con.

[Includes only establishments with payroll. For meaning of abbreviations and symbols, see introductory text. For explanation of terms and comparability of 1987 and 1992 censuses, see appendix A. For information on geographic areas followed by ▲, see appendix F]

SIC code	Geographic area and kind of business or operation	Establishments (number)	Receipts (\$1,000)	Annual payroll (\$1,000)	First-quarter payroll (\$1,000)	Paid employees for pay period including March 12 (number)
HAMPSHIRE COUNTY						
	Total	789	289 948	115 997	26 110	5 818
70 ex. 704	Hotels, rooming houses, camps, and other lodging places (except membership lodging)	18	12 201	4 878	1 007	426
7011	Hotels and motels	14	11 502	4 758	998	421
7011 pt.	Hotels	9	9 563	4 329	920	375
7011 pt.	Motels, motor hotels, and tourist courts	5	1 939	429	78	46
702, 3	Other lodging places	4	699	120	9	5
72	Personal services	108	13 547	4 380	1 044	400
721	Laundry, cleaning, and garment services	25	3 479	995	248	99
7211	Power laundries, family and commercial*	—	—	—	—	—
7213	Linen supply*	1	(D)	(D)	(D)	AA
7215	Coin-operated laundries and drycleaning	8	908	214	55	29
7216	Drycleaning plants, except rug cleaning*	8	1 674	563	136	56
7217	Carpet and upholstery cleaning	6	(D)	(D)	(D)	AA
7218	Industrial laundriers*	—	—	—	—	—
7212, 9	Other laundry, cleaning, and garment services*	2	(D)	(D)	(D)	AA
722	Photographic studios, portrait	—	—	—	—	—
723, 4	Beauty and barber shops	69	6 320	2 712	652	257
723	Beauty shops	63	(D)	(D)	(D)	CC
724	Barber shops	6	(D)	(D)	(D)	AA
725	Shoe repair shops and shoeshine parlors	1	(D)	(D)	(D)	AA
726	Funeral service and crematories	10	(D)	(D)	(D)	BB
729	Miscellaneous personal services	3	392	110	30	14
73	Business services	100	42 999	14 826	3 357	753
731	Advertising	7	(D)	(D)	(D)	BB
732	Consumer credit reporting agencies, mercantile reporting agencies, and adjustment and collection agencies	2	(D)	(D)	(D)	AA
733	Mailing, reproduction, commercial art and photography, and stenographic services	14	4 800	2 147	358	65
734	Services to dwellings and other buildings	17	1 967	793	197	68
735	Miscellaneous equipment rental and leasing	8	2 865	1 002	208	53
736	Personnel supply services	5	2 449	1 675	388	208
737	Computer programming, data processing, and other computer related services	23	19 327	6 818	1 445	155
7371, 2, 3	Computer programming, prepackaged software, and integrated systems	19	18 843	6 635	1 429	151
7374, 5, 6	Data processing services	2	(D)	(D)	(D)	AA
7377, 8, 9	Computer rental and leasing, maintenance, and related services, n.e.c.	2	(D)	(D)	(D)	AA
738	Miscellaneous business services	24	(D)	(D)	(D)	CC
75	Automotive repair, services, and parking	70	19 758	4 904	1 090	242
751	Automotive rental and leasing, without drivers	3	(D)	(D)	(D)	AA
752	Automobile parking	1	(D)	(D)	(D)	AA
753	Automotive repair shops	56	15 359	3 683	837	167
7532	Top, body, and upholstery repair shops and paint shops	17	6 224	1 423	368	61
7538	General automotive repair shops	33	7 324	1 757	401	82
7533, 4, 6, 7, 9	Other automotive repair shops	6	1 811	503	68	24
754	Automotive services, except repair	10	2 879	754	186	57
76	Miscellaneous repair services	25	9 254	2 355	516	130
762	Electrical repair shops	8	1 377	452	107	35
7622	Radio and television repair shops	4	373	56	12	6
7623, 9	Other electrical and electronic repair shops	4	1 004	396	95	29
763	Watch, clock, and jewelry repair	1	(D)	(D)	(D)	AA
764	Reupholstery and furniture repair	1	(D)	(D)	(D)	AA
769	Miscellaneous repair and related services	15	(D)	(D)	(D)	BB
78, 79, 84	Amusement and recreation services, including motion pictures and museums	66	17 836	4 000	855	588
781, 2	Motion picture production, distribution, and services	2	(D)	(D)	(D)	AA
783	Motion picture theaters	8	4 161	746	198	141
784	Video tape rental	17	3 828	858	215	109
792	Theatrical producers (except motion picture), bands, orchestras, and entertainers	3	(D)	(D)	(D)	AA
793	Bowling centers	2	(D)	(D)	(D)	BB
79 ex. 792, 3, 84	Commercial sports and other amusement and recreation services, including museums	34	8 316	2 144	365	298
80	Health services	184	103 582	49 192	10 765	1 951
801	Offices and clinics of doctors of medicine	64	43 889	21 575	4 201	420
802	Offices and clinics of dentists	48	17 999	6 972	1 391	308
803	Offices and clinics of doctors of osteopathy	3	(D)	(D)	(D)	AA
804	Offices and clinics of other health practitioners	48	9 615	2 959	646	161
805	Nursing and personal care facilities	9	28 217	15 652	4 048	954
806	Hospitals	—	—	—	—	—
807, 8, 9	Other health services	12	(D)	(D)	(D)	CC
81	Legal services	79	19 144	6 066	1 351	257
823, 4, 9	Selected educational services	14	3 603	1 222	303	70

Table 6. Summary Statistics for Firms Subject to Federal Income Tax for Counties With 350 Establishments or More: 1992 — Con.

[Includes only establishments with payroll. For meaning of abbreviations and symbols, see introductory text. For explanation of terms and comparability of 1987 and 1992 censuses, see appendix A. For information on geographic areas followed by ▲, see appendix F]

SIC code	Geographic area and kind of business or operation	Establishments (number)	Receipts (\$1,000)	Annual payroll (\$1,000)	First-quarter payroll (\$1,000)	Paid employees for pay period including March 12 (number)
HAMPSHIRE COUNTY—Con.						
83	Social services	27	9 612	5 419	1 235	349
835	Child day care services	15	1 584	726	187	71
832, 3, 6, 9	Other social services	12	8 028	4 693	1 048	278
87 ex. 8733	Engineering, accounting, research, management, and related services (except noncommercial research organizations)	89	34 865	17 042	4 167	611
871	Engineering, architectural, and surveying services	31	11 183	5 501	1 210	160
872	Accounting, auditing, and bookkeeping services	31	(D)	(D)	(D)	BB
873 ex. 8733	Research, development, and testing services (except noncommercial research organizations)	7	(D)	(D)	(D)	EE
874	Management and public relations services	20	5 365	2 793	713	77
89	Services, n.e.c.	9	3 547	1 713	420	41
MIDDLESEX COUNTY						
	Total	12 579	15 144 181	5 564 398	1 299 153	172 580
70 ex. 704	Hotels, rooming houses, camps, and other lodging places (except membership lodging)	104	331 399	99 351	23 045	7 196
7011	Hotels and motels	89	328 776	98 701	22 946	7 160
7011 pt.	Hotels	55	304 944	91 518	21 384	6 504
7011 pt.	Hotels, 25 guestrooms or more	52	(D)	(D)	(D)	II
7011 pt.	Hotels, less than 25 guestrooms	3	(D)	(D)	(D)	AA
7011 pt.	Motels, motor hotels, and tourist courts	34	23 832	7 183	1 562	656
7011 pt.	Motels, tourist courts	28	16 212	5 448	1 101	458
7011 pt.	Motor hotels	6	7 620	1 735	461	198
702, 3	Other lodging places	15	2 623	650	99	36
702	Rooming and boarding houses	6	722	146	45	23
703	Camps and recreational vehicle parks	9	1 901	504	54	13
7032	Sporting and recreational camps	5	727	240	29	6
7033	Recreational vehicle parks and campsites	4	1 174	264	25	7
72	Personal services	1 421	316 580	105 625	25 193	8 237
721	Laundry, cleaning, and garment services	367	118 030	36 963	8 864	2 519
7211	Power laundries, family and commercial*	16	10 459	4 493	1 042	304
7213	Linen supply*	5	6 954	2 993	759	138
7215	Coin-operated laundries and drycleaning	75	31 069	6 406	1 454	356
7215 pt.	Coin-operated laundries and drycleaning stores	72	(D)	(D)	(D)	CC
7215 pt.	Coin-operated laundry routes	3	(D)	(D)	(D)	CC
7216	Drycleaning plants, except rug cleaning*	186	43 719	15 806	3 809	1 241
7217	Carpet and upholstery cleaning	36	9 908	2 662	668	197
7218	Industrial launderers*	4	8 612	2 515	625	110
7212, 9	Other laundry, cleaning, and garment services*	45	7 309	2 088	507	173
7212	Garment pressing, and agents for laundries and drycleaners	23	4 149	1 104	245	81
7219	Laundry and garment services, n.e.c.*	22	3 160	984	262	92
722	Photographic studios, portrait	44	13 701	3 596	746	298
723, 4	Beauty and barber shops	741	95 016	40 300	9 516	3 206
723	Beauty shops	706	91 793	38 864	9 189	3 108
724	Barber shops	35	3 223	1 436	327	98
725	Shoe repair shops and shoeshine parlors	8	1 154	408	84	25
726	Funeral service and crematories	103	41 346	9 449	2 011	310
729	Miscellaneous personal services	158	47 333	14 909	3 972	1 879
7291	Tax return preparation services	30	8 777	3 923	1 476	878
7299	Miscellaneous personal services, n.e.c.	128	38 556	10 986	2 496	1 001
7299 pt.	Massage parlors, tanning salons, and saunas	20	2 452	833	210	75
7299 pt.	Other personal services	108	36 104	10 153	2 286	926
7299 pt.	Diet and weight reducing services	57	20 292	5 647	1 214	616
7299 pt.	Formal wear rental	11	3 019	657	136	57
7299 pt.	Other personal services, n.e.c.	40	12 793	3 849	936	253
73	Business services	2 689	6 100 904	2 293 952	542 389	70 562
731	Advertising	124	105 469	27 783	6 177	792
7311	Advertising agencies	92	65 324	17 844	3 840	434
7312	Outdoor advertising services	2	(D)	(D)	(D)	BB
7313	Radio, television, publishers' advertising representatives	14	6 620	2 865	543	79
7313 pt.	Radio, television advertising representatives	4	2 766	983	225	41
7313 pt.	Publishers' advertising representatives	10	3 854	1 882	318	38
7319	Advertising, n.e.c.	16	(D)	(D)	(D)	CC
732	Consumer credit reporting agencies, mercantile reporting agencies, and adjustment and collection agencies	38	42 725	16 602	4 091	792
7322	Adjustment and collection services	31	32 785	13 268	3 329	682
7323	Credit reporting services	7	9 940	3 334	762	110
733	Mailing, reproduction, commercial art and photography, and stenographic services	260	188 452	65 499	15 479	2 652
7331	Direct mail advertising services	34	62 813	22 617	5 541	877
7331 pt.	Mailing list compilers, brokers, and managers	5	(D)	(D)	(D)	CC
7331 pt.	Direct mail advertising services, except mailing list services	29	(D)	(D)	(D)	FF
7334	Photocopying and duplicating services	43	56 116	19 422	4 615	809
7334 pt.	Blueprinting and photocopying services	40	(D)	(D)	(D)	FF
7334 pt.	Duplicating services, except printing and photocopying	3	(D)	(D)	(D)	BB
7335, 6	Commercial photography, art, and graphics	140	56 138	17 078	3 850	582
7335	Commercial photography	28	8 262	2 362	554	82
7336	Commercial art and graphic design	112	47 876	14 716	3 296	500
7336 pt.	Commercial art	23	5 100	1 543	347	65
7336 pt.	Graphic arts and related design	89	42 776	13 173	2 949	435
7338	Secretarial and court reporting services	43	13 385	6 382	1 473	384

Table 6. Summary Statistics for Firms Subject to Federal Income Tax for Counties With 350 Establishments or More: 1992 — Con.

[Includes only establishments with payroll. For meaning of abbreviations and symbols, see introductory text. For explanation of terms and comparability of 1987 and 1992 censuses, see appendix A. For information on geographic areas followed by ▲, see appendix F]

SIC code	Geographic area and kind of business or operation	Establishments (number)	Receipts (\$1,000)	Annual payroll (\$1,000)	First-quarter payroll (\$1,000)	Paid employees for pay period including March 12 (number)
MIDDLESEX COUNTY — Con.						
73	Business services—Con.					
734	Services to dwellings and other buildings	363	178 889	95 945	22 594	8 376
7342	Disinfecting and pest control services	39	17 540	8 191	1 614	280
7349	Building cleaning and maintenance services, n.e.c.	324	161 349	87 754	20 980	8 096
735	Miscellaneous equipment rental and leasing	114	116 170	32 082	7 916	1 356
7352	Medical equipment rental and leasing	13	14 729	2 524	541	70
7353	Heavy construction equipment rental and leasing	22	15 040	5 431	1 224	145
7353 pt.	Rental and leasing of heavy construction equipment without operators	10	6 568	2 437	649	67
7353 pt.	Rental and leasing of heavy construction equipment with operators	12	8 472	2 994	575	78
7359	Equipment rental and leasing, n.e.c.	79	86 401	24 127	6 151	1 141
7359 pt.	Equipment rental	62	63 215	18 897	5 120	966
7359 pt.	Rent-to-own	6	(D)	(D)	(D)	BB
7359 pt.	Equipment rental, except rent-to-own	56	(D)	(D)	(D)	FF
7359 pt.	Equipment leasing, except finance leasing	17	23 186	5 230	1 031	175
736	Personnel supply services	273	561 193	412 667	97 985	18 905
7361	Employment agencies	98	49 938	29 643	8 160	1 065
7363	Help supply services	175	511 255	383 024	89 825	17 840
7363 pt.	Temporary help supply	145	395 970	290 013	69 088	14 450
7363 pt.	Help supply, except temporary	30	115 285	93 011	20 737	3 390
7363 pt.	Employee leasing	21	108 147	89 538	19 968	3 197
7363 pt.	Other help supply services	9	7 138	3 473	769	193
737	Computer programming, data processing, and other computer related services	1 087	4 534 548	1 518 034	358 324	30 611
7371, 2, 3	Computer programming, prepackaged software, and integrated systems	761	3 129 838	1 038 983	246 710	19 480
7371	Computer programming services	410	719 224	298 587	73 206	5 889
7372	Prepackaged software	260	2 014 875	587 917	137 734	10 906
7373	Computer integrated systems	91	395 739	152 479	35 770	2 685
7374, 5, 6	Data processing services	103	(D)	(D)	(D)	II
7374, 5	Computer processing, information retrieval	97	613 364	171 827	40 853	5 178
7374	Computer processing and data preparation and processing services	82	555 587	155 973	37 378	4 730
7375	Information retrieval services	15	57 777	15 854	3 475	448
7376	Computer facilities management services	6	(D)	(D)	(D)	CC
7377, 8, 9	Computer rental and leasing, maintenance, and related services, n.e.c.	223	(D)	(D)	(D)	II
7377	Computer rental and leasing	10	(D)	(D)	(D)	CC
7378	Computer maintenance and repair	72	567 636	239 344	55 859	4 757
7379	Computer related services, n.e.c.	141	(D)	(D)	(D)	FF
7379 pt.	Computer consultants	113	92 408	44 144	10 085	711
7379 pt.	Miscellaneous computer services, n.e.c.	28	(D)	(D)	(D)	CC
738	Miscellaneous business services	430	373 458	125 340	29 823	7 078
7381, 2	Detective agencies and protective services	83	102 840	51 758	13 360	3 749
7381	Detective, guard, and armored car services	58	78 617	43 702	11 435	3 361
7381 pt.	Detective agencies and guard services	56	(D)	(D)	(D)	HH
7381 pt.	Armored car services	2	(D)	(D)	(D)	CC
7382	Security systems services	25	24 223	8 056	1 925	388
7383	News syndicates	3	795	419	59	13
7384	Photofinishing laboratories*	54	32 533	6 298	1 628	374
7384 pt.	Photofinishing laboratories, except "one-hour" (mini) labs*	24	25 110	4 364	1 181	227
7384 pt.	One-hour (mini) photofinishing*	30	7 423	1 934	447	147
7389	Business services, n.e.c.	290	237 290	66 865	14 776	2 942
7389 pt.	Sign painting shops	20	3 463	909	193	50
7389 pt.	Interior designing	35	14 918	4 377	1 089	120
7389 pt.	Telephone answering services	22	6 150	2 976	642	275
7389 pt.	Other business services	213	212 759	58 603	12 852	2 497
7389 pt.	Water softening and conditioning services	1	(D)	(D)	(D)	AA
7389 pt.	Packaging and labeling services	6	(D)	(D)	(D)	BB
7389 pt.	Trading stamp services	—	—	—	—	—
7389 pt.	Miscellaneous business services	206	209 330	57 856	12 694	2 459
7389 pt.	Convention and trade show services	16	63 995	14 888	3 161	341
7389 pt.	Private mail centers	9	4 083	1 011	216	106
7389 pt.	Miscellaneous business services, n.e.c.	181	141 252	41 957	9 317	2 012
75	Automotive repair, services, and parking	1 005	439 377	101 114	23 911	4 471
751	Automotive rental and leasing, without drivers	70	103 954	13 644	2 973	539
7513	Truck rental and leasing, without drivers	26	(D)	(D)	(D)	BB
7513 pt.	Truck rental, without drivers	18	26 943	1 901	471	72
7513 pt.	Truck leasing, except finance leasing	8	(D)	(D)	(D)	BB
7514, 5	Passenger car rental and leasing	42	70 126	10 794	2 323	437
7514	Passenger car rental	33	53 669	9 242	1 796	382
7515	Passenger car leasing	9	16 457	1 552	527	55
7519	Utility trailer and recreational vehicle rental	2	(D)	(D)	(D)	AA
752	Automobile parking	55	18 770	3 728	909	300
7521 pt.	Parking lots	41	12 896	2 233	544	187
7521 pt.	Parking structures	14	5 874	1 495	365	113
753	Automotive repair shops	780	281 765	73 778	17 588	3 026
7532	Top, body, and upholstery repair shops and paint shops	257	93 474	27 421	6 781	1 091
7532 pt.	Top and body repair shops	252	90 006	26 455	6 539	1 047
7532 pt.	Paint shops	5	3 468	966	242	44
7538	General automotive repair shops	364	122 244	29 643	6 934	1 264
7538 pt.	General automotive repair shops, except diesel	339	114 877	27 413	6 423	1 172
7538 pt.	Diesel repair shops	25	7 367	2 230	511	92

Table 6. Summary Statistics for Firms Subject to Federal Income Tax for Counties With 350 Establishments or More: 1992 — Con.

[Includes only establishments with payroll. For meaning of abbreviations and symbols, see introductory text. For explanation of terms and comparability of 1987 and 1992 censuses, see appendix A. For information on geographic areas followed by ▲, see appendix F]

SIC code	Geographic area and kind of business or operation	Establishments (number)	Receipts (\$1,000)	Annual payroll (\$1,000)	First-quarter payroll (\$1,000)	Paid employees for pay period including March 12 (number)
MIDDLESEX COUNTY — Con.						
75	Automotive repair, services, and parking — Con.					
753	Automotive repair shops — Con.					
7533, 4, 6, 7, 9	Other automotive repair shops -----	159	66 047	16 714	3 873	671
7533	Automotive exhaust system repair shops -----	27	16 959	3 636	801	151
7534	Tire retreading and repair shops -----	6	2 352	497	120	22
7536	Automotive glass replacement shops -----	51	21 344	5 794	1 368	219
7537	Automotive transmission repair shops -----	30	8 164	2 832	676	115
7539	Automotive repair shops, n.e.c. -----	45	17 228	3 955	908	164
7539 pt.	Radiator repair -----	12	3 238	780	183	37
7539 pt.	Brake, front end, and wheel alignment -----	12	5 749	1 593	376	58
7539 pt.	Automotive electrical and fuel system services -----	13	2 590	889	194	39
7539 pt.	Carburetor repair shops -----	9	1 890	647	131	27
7539 pt.	Automotive electrical repair shops -----	4	700	242	63	12
7539 pt.	Other automotive repair shops, n.e.c. -----	8	5 651	693	155	30
754	Automotive services, except repair -----	100	34 888	9 964	2 441	606
7542	Carwashes -----	45	12 719	4 325	1 098	256
7549	Automotive services, except repair and carwashes -----	55	22 169	5 639	1 343	350
7549 pt.	Lubrication shops -----	20	13 109	3 005	706	203
7549 pt.	Other automotive services -----	35	9 060	2 634	637	147
7549 pt.	Towing services -----	29	7 945	2 264	555	131
7549 pt.	Other automotive services, n.e.c. -----	6	1 115	370	82	16
76	Miscellaneous repair services -----	359	173 621	57 825	14 483	2 017
762	Electrical repair shops -----	107	72 864	28 217	7 611	860
7622	Radio and television repair shops -----	27	7 989	1 966	523	90
7623, 9	Other electrical and electronic repair shops -----	80	64 875	26 251	7 088	770
7623	Refrigeration and air-conditioning service and repair shops -----	16	11 766	3 646	821	111
7629	Electrical and electronic repair shops, n.e.c. -----	64	53 109	22 605	6 267	659
763	Watch, clock, and jewelry repair -----	9	1 449	192	57	19
764	Reupholstery and furniture repair -----	36	5 803	1 940	478	110
769	Miscellaneous repair and related services -----	207	93 505	27 476	6 337	1 028
7692	Welding repair -----	17	5 141	1 299	283	47
7694	Armature rewinding shops -----	6	4 712	1 514	382	54
7699	Repair shops and related services, n.e.c. -----	184	83 652	24 663	5 672	927
7699 pt.	Farm machinery and equipment repair -----	2	(D)	(D)	(D)	AA
7699 pt.	Lawnmower and other small gasoline engine repair -----	11	5 233	1 750	360	60
7699 pt.	Sewer and septic tank cleaning services -----	24	8 019	2 457	541	79
7699 pt.	Other repair and related services, n.e.c. -----	147	(D)	(D)	(D)	FF
78, 79, 84	Amusement and recreation services, including motion pictures and museums -----	586	305 318	70 573	15 192	5 440
781, 2	Motion picture production, distribution, and services -----	70	28 844	8 378	2 022	296
7812 pt.	Motion picture production, except for television -----	31	8 513	2 589	578	88
7812 pt.	Motion picture and tape production for television -----	21	8 975	3 000	737	113
7819	Services allied to motion picture production -----	14	(D)	(D)	(D)	BB
7822 pt.	Motion picture film and tape distributors -----	2	(D)	(D)	(D)	AA
7822 pt.	Motion picture film exchanges -----	1	(D)	(D)	(D)	AA
7822 pt.	Video tape wholesalers -----	1	(D)	(D)	(D)	AA
7822 pt.	Film and tape distribution for television -----	1	(D)	(D)	(D)	AA
7829	Services allied to motion picture distribution -----	1	(D)	(D)	(D)	AA
783	Motion picture theaters -----	29	41 273	4 756	1 207	568
7832	Motion picture theaters, except drive-in -----	28	(D)	(D)	(D)	FF
7833	Drive-in motion picture theaters -----	1	(D)	(D)	(D)	AA
784	Video tape rental -----	129	33 523	7 274	1 726	869
792	Theatrical producers (except motion picture), bands, orchestras, and entertainers -----	43	46 070	7 748	1 146	281
7922	Theatrical producers (except motion picture) and miscellaneous theatrical services -----	29	30 570	5 588	888	216
7922 pt.	Producers of live theatrical productions -----	3	326	76	3	2
7922 pt.	Producers of radio and television shows, except tape producers -----	—	—	—	—	—
7922 pt.	Artists' and entertainers' managers or agents, concert bureaus, booking agents -----	14	25 558	4 013	649	73
7922 pt.	Other theatrical services -----	12	4 686	1 499	236	141
7929	Bands, orchestras, actors, and other entertainers and entertainment groups -----	14	15 500	2 160	258	65
7929 pt.	Dance groups and artists -----	2	(D)	(D)	(D)	AA
7929 pt.	Symphony orchestras, opera companies, and chamber music organizations -----	2	(D)	(D)	(D)	AA
7929 pt.	Other music and entertainment presentations -----	10	(D)	(D)	(D)	BB
7929 pt.	Other music groups and artists -----	6	(D)	(D)	(D)	BB
7929 pt.	Other entertainers and entertainment groups -----	4	(D)	(D)	(D)	BB
793	Bowling centers -----	20	9 069	2 668	697	230
79 ex. 792, 3, 84	Commercial sports and other amusement and recreation services, including museums -----	295	146 539	39 749	8 394	3 196
794	Commercial sports -----	10	3 404	1 041	277	50
7941	Professional sports clubs, managers, promoters -----	4	1 570	519	135	21
7941 pt.	Baseball clubs -----	—	—	—	—	—
7941 pt.	Football clubs -----	—	—	—	—	—
7941 pt.	Other professional sports clubs -----	—	—	—	—	—
7941 pt.	Managers and promoters -----	4	1 570	519	135	21
7948	Racing, including track operation -----	6	1 834	522	142	29
7948 pt.	Auto racetrack operation -----	—	—	—	—	—
7948 pt.	Horse racetrack operation -----	—	—	—	—	—
7948 pt.	Dog racetrack operation -----	—	—	—	—	—
7948 pt.	Racing stables and racing, n.e.c. -----	6	1 834	522	142	29

Table 6. Summary Statistics for Firms Subject to Federal Income Tax for Counties With 350 Establishments or More: 1992 — Con.

[Includes only establishments with payroll. For meaning of abbreviations and symbols, see introductory text. For explanation of terms and comparability of 1987 and 1992 censuses, see appendix A. For information on geographic areas followed by ▲, see appendix F]

SIC code	Geographic area and kind of business or operation	Establishments (number)	Receipts (\$1,000)	Annual payroll (\$1,000)	First-quarter payroll (\$1,000)	Paid employees for pay period including March 12 (number)
MIDDLESEX COUNTY — Con.						
78, 79, 84	Amusement and recreation services, including motion pictures and museums—Con.					
79 ex. 792, 3; 84	Commercial sports and other amusement and recreation services, including museums—Con.					
79 ex. 792, 3, 4; 84	Other amusement and recreation services, including museums	285	143 135	38 708	8 117	3 146
791	Dance studios, schools, and halls	28	2 877	894	225	91
7991	Physical fitness facilities	77	36 475	10 643	2 629	1 216
7991 pt.	Physical fitness centers, except gymnasiums and athletic clubs	65	26 698	7 986	1 988	922
7991 pt.	Gymnasiums and athletic clubs	12	9 777	2 657	641	294
7992	Public golf courses	13	11 202	3 254	319	93
7993	Coin-operated amusement devices	13	6 082	1 785	452	133
7996	Amusement parks	1	(D)	(D)	(D)	AA
7997	Membership sports and recreation clubs	48	36 247	10 552	2 278	1 039
7999, 84	Amusement and recreation services, including museums, n.e.c.	105	(D)	(D)	(D)	FF
7999 pt.	Concession operators of amusement devices and rides	1	(D)	(D)	(D)	AA
7999 pt.	Carnivals, circuses, and fairs	2	(D)	(D)	(D)	AA
7999 pt.	Carnivals and circuses	2	(D)	(D)	(D)	AA
7999 pt., 84	Fairs	—	(D)	(D)	(D)	—
7999 pt., 84	Other recreation and amusements, including museums	102	(D)	(D)	(D)	FF
84	Museums, art galleries, and botanical and zoological gardens	5	1 912	648	53	14
841	Museums and art galleries	2	(D)	(D)	(D)	AA
842	Arboreta and botanical or zoological gardens	3	(D)	(D)	(D)	AA
7999 pt.	Roller skating rinks	3	(D)	(D)	(D)	BB
7999 pt.	Ice skating rinks	5	2 680	554	146	43
7999 pt.	Other amusement and recreation services, n.e.c.	89	38 425	9 933	1 954	465
80	Health services	2 709	1 859 812	801 274	180 615	29 076
801	Offices and clinics of doctors of medicine	1 187	650 635	311 555	66 930	6 601
8011 pt.	Offices of doctors of medicine	1 171	644 875	309 274	66 223	6 535
8011 pt.	General medical clinics	16	5 760	2 281	707	66
802	Offices and clinics of dentists	754	262 115	98 083	22 621	4 117
8021 pt.	Offices of dentists	751	261 366	97 771	22 538	4 104
8021 pt.	Dental clinics	3	749	312	83	13
803	Offices and clinics of doctors of osteopathy	4	929	83	17	6
8031 pt.	Offices of osteopathic physicians	4	929	83	17	6
8031 pt.	Osteopathic clinics	—	—	—	—	—
804	Offices and clinics of other health practitioners	432	118 645	37 924	8 582	1 606
8041	Offices and clinics of chiropractors	135	38 972	10 094	2 365	475
8042	Offices and clinics of optometrists	88	29 455	9 688	2 246	410
8043	Offices and clinics of podiatrists	57	13 496	3 576	786	163
8049	Offices and clinics of health practitioners, n.e.c.	152	36 722	14 566	3 185	558
805	Nursing and personal care facilities	112	350 126	182 371	44 306	9 117
8051	Skilled nursing care facilities	71	295 918	153 698	37 239	7 368
8052	Intermediate care facilities	33	38 615	23 205	5 791	1 385
8059	Nursing and personal care facilities, n.e.c.	8	15 593	5 468	1 276	364
806	Hospitals	4	(D)	(D)	(D)	GG
8062	General medical and surgical hospitals	1	(D)	(D)	(D)	EE
8063, 9	Specialty hospitals	3	(D)	(D)	(D)	FF
8063	Psychiatric hospitals	2	(D)	(D)	(D)	CC
8069	Specialty hospitals, except psychiatric	1	(D)	(D)	(D)	FF
807, 8, 9	Other health services	216	(D)	(D)	(D)	II
807	Medical and dental laboratories	92	197 773	56 929	13 383	1 809
8071	Medical laboratories	57	188 256	52 656	12 412	1 631
8072	Dental laboratories	35	9 517	4 273	971	178
808	Home health care services	51	151 944	61 613	13 194	3 973
809	Miscellaneous health and allied services, n.e.c.	73	(D)	(D)	(D)	FF
8092	Kidney dialysis centers	5	(D)	(D)	(D)	BB
8093	Specialty outpatient facilities, n.e.c.	42	35 152	13 641	3 244	551
8099	Health and allied services, n.e.c.	26	26 221	8 442	1 889	179
81	Legal services	807	273 040	86 464	19 044	2 810
823, 4, 9	Selected educational services	127	84 474	27 456	6 035	1 154
823	Libraries	—	—	—	—	—
824	Vocational schools	43	29 091	9 641	2 504	309
8243	Data processing schools	24	23 578	8 206	2 203	226
8244	Business and secretarial schools	5	1 728	416	83	22
8249	Vocational schools, n.e.c.	14	3 785	1 019	218	61
829	Schools and educational services, n.e.c.	84	55 383	17 815	3 531	845
83	Social services	310	95 824	44 821	10 097	3 427
835	Child day care services	194	37 573	19 792	4 761	1 675
832, 3, 6, 9	Other social services	116	58 251	25 029	5 336	1 752
832	Individual and family social services	34	14 559	7 151	1 670	925
833	Job training and vocational rehabilitation services	12	11 757	5 145	789	153
836	Residential care	51	23 692	10 583	2 379	592
839	Social services, n.e.c.	19	8 243	2 150	498	82

Table 6. Summary Statistics for Firms Subject to Federal Income Tax for Counties With 350 Establishments or More: 1992 — Con.

[Includes only establishments with payroll. For meaning of abbreviations and symbols, see introductory text. For explanation of terms and comparability of 1987 and 1992 censuses, see appendix A. For information on geographic areas followed by ▲, see appendix F]

SIC code	Geographic area and kind of business or operation	Establishments (number)	Receipts (\$1,000)	Annual payroll (\$1,000)	First-quarter payroll (\$1,000)	Paid employees for pay period including March 12 (number)
MIDDLESEX COUNTY — Con.						
87 ex. 8733	Engineering, accounting, research, management, and related services (except noncommercial research organizations) -----	2 308	5 055 620	1 832 172	428 886	37 023
871	Engineering, architectural, and surveying services -----	733	2 644 758	832 330	198 457	17 305
8711	Engineering services -----	493	2 330 924	711 454	170 640	14 299
8712	Architectural services -----	190	300 160	114 164	26 355	2 762
8713	Surveying services -----	50	13 674	6 712	1 462	244
872	Accounting, auditing, and bookkeeping services -----	458	196 296	87 517	19 964	2 421
873 ex. 8733	Research, development, and testing services (except noncommercial research organizations) -----	291	926 519	361 756	81 185	7 926
8731	Commercial physical and biological research -----	157	648 785	251 368	54 306	4 645
8731 pt.	Commercial physical research -----	86	281 398	125 081	27 123	2 295
8731 pt.	Commercial medical and biological research -----	71	387 387	126 287	27 183	2 350
8732	Commercial economic, sociological, and educational research -----	94	219 511	88 794	21 169	2 540
8734	Testing laboratories -----	40	58 223	21 594	5 710	741
874	Management and public relations services -----	826	1 288 047	550 569	129 280	9 371
8741	Management services -----	143	288 647	102 786	26 830	2 495
8742	Management consulting services -----	519	820 480	378 985	88 018	5 365
8743	Public relations services -----	38	30 797	13 196	2 827	269
8744	Facilities support management services -----	8	4 201	1 759	344	56
8748	Business consulting services, n.e.c. -----	118	143 922	53 843	11 261	1 186
89	Services, n.e.c. -----	154	108 212	43 771	10 263	1 167
8999 pt.	Scientific and related consulting services, except environmental -----	47	51 562	21 590	4 999	446
8999 pt.	Other services -----	107	56 650	22 181	5 264	721
8999 pt.	Environmental consulting -----	42	38 755	15 782	3 591	482
8999 pt.	Authors, composers, and other arts-related services -----	23	5 864	1 331	353	32
8999 pt.	Other services, n.e.c. -----	42	12 031	5 068	1 320	207
NORFOLK COUNTY						
Total -----		5 729	4 030 598	1 619 525	372 144	60 081
70 ex. 704	Hotels, rooming houses, camps, and other lodging places (except membership lodging) -----	40	79 616	22 815	5 170	1 757
7011	Hotels and motels -----	34	77 655	22 425	5 110	1 742
7011 pt.	Hotels -----	18	66 572	20 270	4 672	1 527
7011 pt.	Hotels, 25 guestrooms or more -----	16	(D)	(D)	(D)	GG
7011 pt.	Hotels, less than 25 guestrooms -----	2	(D)	(D)	(D)	BB
7011 pt.	Motels, motor hotels, and tourist courts -----	16	11 083	2 155	438	215
7011 pt.	Motels, tourist courts -----	15	(D)	(D)	(D)	CC
7011 pt.	Motor hotels -----	1	(D)	(D)	(D)	BB
702, 3	Other lodging places -----	6	1 961	390	60	15
702	Rooming and boarding houses -----	2	(D)	(D)	(D)	AA
703	Camps and recreational vehicle parks -----	4	(D)	(D)	(D)	AA
72	Personal services -----	675	153 550	54 456	12 682	4 198
721	Laundry, cleaning, and garment services -----	176	48 465	15 941	3 615	1 165
7211	Power laundries, family and commercial* -----	3	547	143	32	13
7213	Linen supply* -----	4	1 554	539	126	31
7215	Coin-operated laundries and drycleaning -----	37	10 871	1 914	442	121
7216	Drycleaning plants, except rug cleaning* -----	90	23 940	9 785	2 199	809
7217	Carpet and upholstery cleaning -----	19	5 569	1 734	369	94
7218	Industrial laundries* -----	2	(D)	(D)	(D)	BB
7212, 9	Other laundry, cleaning, and garment services* -----	21	(D)	(D)	(D)	BB
7212	Garment pressing, and agents for laundries and drycleaners -----	12	2 409	602	145	43
7219	Laundry and garment services, n.e.c.* -----	9	(D)	(D)	(D)	BB
722	Photographic studios, portrait -----	24	6 257	1 658	330	97
723, 4	Beauty and barber shops -----	339	45 575	21 193	5 025	1 720
723	Beauty shops -----	326	43 719	20 174	4 793	1 662
724	Barber shops -----	13	1 856	1 019	232	58
725	Shoe repair shops and shoeshine parlors -----	9	907	538	115	28
726	Funeral service and crematories -----	45	27 446	8 040	1 788	212
729	Miscellaneous personal services -----	82	24 900	7 086	1 809	976
7291	Tax return preparation services -----	14	4 205	1 917	732	427
7299	Miscellaneous personal services, n.e.c. -----	68	20 695	5 169	1 077	549
73	Business services -----	1 037	1 227 509	527 725	127 847	20 649
731	Advertising -----	71	73 588	16 788	3 876	457
7311	Advertising agencies -----	57	66 551	14 178	3 371	390
7312	Outdoor advertising services -----	4	(D)	(D)	(D)	AA
7313	Radio, television, publishers' advertising representatives -----	3	505	174	39	6
7319	Advertising, n.e.c. -----	7	(D)	(D)	(D)	BB
732	Consumer credit reporting agencies, mercantile reporting agencies, and adjustment and collection agencies -----	18	5 574	3 084	742	134
7322	Adjustment and collection services -----	18	5 574	3 084	742	134
7323	Credit reporting services -----	-	-	-	-	-
733	Mailing, reproduction, commercial art and photography, and stenographic services -----	82	50 422	16 755	4 289	670
7331	Direct mail advertising services -----	12	23 935	8 964	2 208	304
7334	Photocopying and duplicating services -----	16	9 557	2 628	892	183
7335, 6	Commercial photography, art, and graphics -----	38	13 646	4 367	936	120
7335	Commercial photography -----	8	1 659	398	80	13
7336	Commercial art and graphic design -----	30	11 987	3 969	856	107
7338	Secretarial and court reporting services -----	16	3 254	796	253	63

Table 6. Summary Statistics for Firms Subject to Federal Income Tax for Counties With 350 Establishments or More: 1992 — Con.

[Includes only establishments with payroll. For meaning of abbreviations and symbols, see introductory text. For explanation of terms and comparability of 1987 and 1992 censuses, see appendix A. For information on geographic areas followed by ▲, see appendix F]

SIC code	Geographic area and kind of business or operation	Establishments (number)	Receipts (\$1,000)	Annual payroll (\$1,000)	First-quarter payroll (\$1,000)	Paid employees for pay period including March 12 (number)
NORFOLK COUNTY — Con.						
73	Business services — Con.					
734	Services to dwellings and other buildings	161	40 407	16 567	3 839	1 583
7342	Disinfecting and pest control services	15	4 950	1 871	396	79
7349	Building cleaning and maintenance services, n.e.c.	146	35 457	14 696	3 443	1 504
735	Miscellaneous equipment rental and leasing	58	47 461	9 600	2 177	328
7352	Medical equipment rental and leasing	9	9 396	2 611	651	88
7353	Heavy construction equipment rental and leasing	16	5 531	1 689	329	53
7359	Equipment rental and leasing, n.e.c.	33	32 534	5 300	1 197	187
736	Personnel supply services	117	146 577	101 198	22 802	5 421
7361	Employment agencies	54	17 022	8 015	1 843	461
7363	Help supply services	63	129 555	93 183	20 959	4 960
7363 pt.	Temporary help supply	55	99 912	73 026	16 727	4 344
7363 pt.	Help supply, except temporary	8	29 643	20 157	4 232	616
737	Computer programming, data processing, and other computer related services	291	602 298	238 982	60 255	5 927
7371, 2, 3	Computer programming, prepackaged software, and integrated systems	184	421 893	164 104	42 447	3 468
7371	Computer programming services	125	292 466	113 303	29 638	2 358
7372	Prepackaged software	47	91 264	38 494	9 720	795
7373	Computer integrated systems	12	38 163	12 307	3 089	315
7374, 5, 6	Data processing services	45	131 423	55 751	13 318	1 902
7374, 5	Computer processing, information retrieval	43	(D)	(D)	(D)	GG
7376	Computer facilities management services	2	(D)	(D)	(D)	BB
7377, 8, 9	Computer rental and leasing, maintenance, and related services, n.e.c.	62	48 982	19 127	4 490	557
7377	Computer rental and leasing	7	7 685	1 838	362	44
7378	Computer maintenance and repair	24	18 267	5 785	1 358	237
7379	Computer related services, n.e.c.	31	23 030	11 504	2 770	276
738	Miscellaneous business services	239	261 182	124 751	29 867	6 129
7381, 2	Detective agencies and protective services	55	101 620	66 891	16 800	4 174
7381	Detective, guard, and armored car services	43	91 213	61 905	15 424	4 022
7382	Security systems services	12	10 407	4 986	1 376	152
7383	News syndicates	1	(D)	(D)	(D)	AA
7384	Photofinishing laboratories*	26	8 793	2 981	651	162
7389	Business services, n.e.c.	157	(D)	(D)	(D)	GG
7389 pt.	Sign painting shops	11	(D)	(D)	(D)	BB
7389 pt.	Interior designing	22	4 332	801	186	59
7389 pt.	Telephone answering services	16	4 417	2 079	519	186
7389 pt.	Other business services	108	138 023	51 313	11 552	1 510
75	Automotive repair, services, and parking	437	161 451	37 167	8 876	1 879
751	Automotive rental and leasing, without drivers	37	22 703	3 105	821	169
7513	Truck rental and leasing, without drivers	17	10 784	1 570	387	77
7514, 5	Passenger car rental and leasing	20	11 919	1 535	434	92
7514	Passenger car rental	12	3 743	735	211	48
7515	Passenger car leasing	8	8 176	800	223	44
7519	Utility trailer and recreational vehicle rental	—	—	—	—	—
752	Automobile parking	17	5 629	985	240	97
753	Automotive repair shops	324	114 447	28 439	6 736	1 263
7532	Top, body, and upholstery repair shops and paint shops	108	41 183	11 443	2 714	488
7532 pt.	Top and body repair shops	105	39 696	11 005	2 612	471
7532 pt.	Paint shops	3	1 487	438	102	17
7538	General automotive repair shops	147	49 360	11 339	2 677	532
7538 pt.	General automotive repair shops, except diesel	141	47 292	10 744	2 527	513
7538 pt.	Diesel repair shops	6	2 068	595	150	19
7533, 4, 6, 7, 9	Other automotive repair shops	69	23 904	5 657	1 345	243
7533	Automotive exhaust system repair shops	10	5 494	1 208	257	46
7534	Tire retreading and repair shops	3	2 187	114	28	8
7536	Automotive glass replacement shops	26	8 610	2 114	527	84
7537	Automotive transmission repair shops	11	2 226	728	193	42
7539	Automotive repair shops, n.e.c.	19	5 387	1 493	340	63
7539 pt.	Radiator repair	5	1 537	494	110	17
7539 pt.	Brake, front end, and wheel alignment	8	2 052	533	130	26
7539 pt.	Automotive electrical and fuel system services	5	(D)	(D)	(D)	AA
7539 pt.	Other automotive repair shops, n.e.c.	1	(D)	(D)	(D)	AA
754	Automotive services, except repair	59	18 672	4 638	1 079	350
7542	Carwashes	33	7 451	2 448	599	248
7549	Automotive services, except repair and carwashes	26	11 221	2 190	480	102
76	Miscellaneous repair services	200	134 695	35 617	8 781	1 258
762	Electrical repair shops	64	60 234	13 615	3 474	482
7622	Radio and television repair shops	17	31 595	4 275	1 015	132
7623, 9	Other electrical and electronic repair shops	47	28 639	9 340	2 459	350
7623	Refrigeration and air-conditioning service and repair shops	12	6 566	2 359	654	64
7629	Electrical and electronic repair shops, n.e.c.	35	22 073	6 981	1 805	286
763	Watch, clock, and jewelry repair	3	323	98	22	5
764	Reupholstery and furniture repair	17	3 081	1 057	280	61
769	Miscellaneous repair and related services	116	71 057	20 847	5 005	710
7692	Welding repair	3	(D)	(D)	(D)	AA
7694	Armature rewinding shops	10	5 665	1 481	370	55
7699	Repair shops and related services, n.e.c.	103	(D)	(D)	(D)	FF

Table 6. Summary Statistics for Firms Subject to Federal Income Tax for Counties With 350 Establishments or More: 1992 – Con.

[Includes only establishments with payroll. For meaning of abbreviations and symbols, see introductory text. For explanation of terms and comparability of 1987 and 1992 censuses, see appendix A. For information on geographic areas followed by ▲, see appendix F]

SIC code	Geographic area and kind of business or operation	Establishments (number)	Receipts (\$1,000)	Annual payroll (\$1,000)	First-quarter payroll (\$1,000)	Paid employees for pay period including March 12 (number)
NORFOLK COUNTY – Con.						
78, 79, 84	Amusement and recreation services, including motion pictures and museums	262	265 203	72 950	12 578	2 803
781, 2	Motion picture production, distribution, and services	33	143 031	8 547	2 208	288
783	Motion picture theaters	16	21 497	2 627	631	326
7832	Motion picture theaters, except drive-in	16	21 497	2 627	631	326
7833	Drive-in motion picture theaters	–	–	–	–	–
784	Video tape rental	47	15 052	3 151	756	359
792	Theatrical producers (except motion picture), bands, orchestras, and entertainers	11	3 184	1 236	218	16
7922	Theatrical producers (except motion picture) and miscellaneous theatrical services	5	1 784	937	185	7
7929	Bands, orchestras, actors, and other entertainers and entertainment groups	6	1 400	299	33	9
793	Bowling centers	12	2 696	798	196	56
79 ex. 792, 3, 4; 84	Commercial sports and other amusement and recreation services, including museums	143	79 743	56 591	8 569	1 758
794	Commercial sports	6	14 689	35 862	4 663	172
7941	Professional sports clubs, managers, promoters	3	(D)	(D)	(D)	CC
7948	Racing, including track operation	3	(D)	(D)	(D)	AA
79 ex. 792, 3, 4; 84	Other amusement and recreation services, including museums	137	65 054	20 729	3 906	1 586
791	Dance studios, schools, and halls	13	1 803	369	123	44
7991	Physical fitness facilities	34	16 058	4 444	1 080	567
7992	Public golf courses	6	4 113	1 229	111	28
7993	Coin-operated amusement devices	4	782	156	32	6
7996	Amusement parks	1	(D)	(D)	(D)	AA
7997	Membership sports and recreation clubs	17	15 061	5 983	1 029	405
7999, 84	Amusement and recreation services, including museums, n.e.c. ..	62	(D)	(D)	(D)	FF
7999 pt.	Concession operators of amusement devices and rides	1	(D)	(D)	(D)	AA
7999 pt.	Carnivals, circuses, and fairs	1	(D)	(D)	(D)	AA
7999 pt., 84	Other recreation and amusements, including museums	60	(D)	(D)	(D)	FF
80	Health services	1 514	1 111 006	509 712	114 689	17 292
801	Offices and clinics of doctors of medicine	673	448 489	209 873	44 556	4 184
8011 pt.	Offices of doctors of medicine	656	431 771	204 961	43 353	4 004
8011 pt.	General medical clinics	17	16 718	4 912	1 203	180
802	Offices and clinics of dentists	433	142 393	53 116	11 833	2 127
803	Offices and clinics of doctors of osteopathy	2	(D)	(D)	(D)	AA
804	Offices and clinics of other health practitioners	222	57 327	19 836	4 337	756
8041	Offices and clinics of chiropractors	75	20 074	6 520	1 347	207
8042	Offices and clinics of optometrists	44	9 536	2 271	530	122
8043	Offices and clinics of podiatrists	31	7 608	2 606	610	101
8049	Offices and clinics of health practitioners, n.e.c.	72	20 109	8 439	1 850	326
805	Nursing and personal care facilities	68	217 207	114 313	26 678	5 934
8051	Skilled nursing care facilities	45	191 065	100 537	23 275	5 091
8052	Intermediate care facilities	16	16 568	10 336	2 548	584
8059	Nursing and personal care facilities, n.e.c.	7	9 574	3 440	855	259
806	Hospitals	5	108 978	61 619	15 308	1 959
8062	General medical and surgical hospitals	1	(D)	(D)	(D)	CC
8063, 9	Specialty hospitals	4	(D)	(D)	(D)	GG
807, 8, 9	Other health services	111	(D)	(D)	(D)	GG
807	Medical and dental laboratories	56	71 447	22 967	5 604	731
8071	Medical laboratories	34	65 967	20 578	5 031	632
8072	Dental laboratories	22	5 480	2 389	573	99
808	Home health care services	17	28 278	14 986	3 240	1 111
809	Miscellaneous health and allied services, n.e.c.	38	(D)	(D)	(D)	EE
8092	Kidney dialysis centers	3	(D)	(D)	(D)	BB
8093	Specialty outpatient facilities, n.e.c.	21	17 640	5 910	1 580	277
8099	Health and allied services, n.e.c.	14	(D)	(D)	(D)	CC
81	Legal services	447	153 603	49 823	10 476	1 442
823, 4, 9	Selected educational services	63	32 029	8 595	1 937	388
823	Libraries	–	–	–	–	–
824	Vocational schools	13	10 705	3 212	696	92
829	Schools and educational services, n.e.c.	50	21 324	5 383	1 241	296
83	Social services	153	31 896	15 906	3 893	1 254
835	Child day care services	111	15 542	7 861	1 942	711
832, 3, 6, 9	Other social services	42	16 354	8 045	1 951	543

Table 6. Summary Statistics for Firms Subject to Federal Income Tax for Counties With 350 Establishments or More: 1992 — Con.

[Includes only establishments with payroll. For meaning of abbreviations and symbols, see introductory text. For explanation of terms and comparability of 1987 and 1992 censuses, see appendix A. For information on geographic areas followed by ▲, see appendix F.]

SIC code	Geographic area and kind of business or operation	Establishments (number)	Receipts (\$1,000)	Annual payroll (\$1,000)	First-quarter payroll (\$1,000)	Paid employees for pay period including March 12 (number)
NORFOLK COUNTY — Con.						
87 ex. 8733	Engineering, accounting, research, management, and related services (except noncommercial research organizations) -----	845	655 356	270 752	62 062	6 806
871	Engineering, architectural, and surveying services -----	198	153 618	71 145	15 804	1 769
8711	Engineering services -----	140	137 868	64 091	14 268	1 526
8712	Architectural services -----	38	8 932	3 521	774	128
8713	Surveying services -----	20	6 818	3 533	762	115
872	Accounting, auditing, and bookkeeping services -----	297	110 340	49 580	11 253	1 406
873 ex. 8733	Research, development, and testing services (except noncommercial research organizations) -----	58	142 652	56 762	13 434	1 516
8731	Commercial physical and biological research -----	29	25 551	10 228	2 247	211
8732	Commercial economic, sociological, and educational research -----	16	61 525	20 371	4 589	469
8734	Testing laboratories -----	13	55 576	26 163	6 598	836
874	Management and public relations services -----	292	248 746	93 265	21 571	2 115
8741	Management services -----	74	105 837	36 102	8 179	959
8742	Management consulting services -----	159	107 691	42 626	10 121	779
8743	Public relations services -----	16	8 670	3 067	669	100
8744	Facilities support management services -----	—	—	—	—	—
8748	Business consulting services, n.e.c. -----	43	26 548	11 470	2 602	277
89	Services, n.e.c. -----	56	24 684	14 007	3 153	355
PLYMOUTH COUNTY						
	Total -----	2 787	1 428 918	606 453	136 238	27 312
70 ex. 704	Hotels, rooming houses, camps, and other lodging places (except membership lodging) -----	44	32 733	8 568	1 714	764
7011	Hotels and motels -----	32	27 671	7 229	1 563	738
7011 pt.	Hotels -----	16	18 178	4 637	1 031	489
7011 pt.	Hotels, 25 guestrooms or more -----	11	17 669	4 509	1 006	434
7011 pt.	Hotels, less than 25 guestrooms -----	5	509	128	25	55
7011 pt.	Motels, motor hotels, and tourist courts -----	16	9 493	2 592	532	249
7011 pt.	Motels, tourist courts -----	12	4 505	1 066	179	105
7011 pt.	Motor hotels -----	4	4 988	1 526	353	144
702, 3	Other lodging places -----	12	5 062	1 339	151	26
702	Rooming and boarding houses -----	3	227	24	6	3
703	Camps and recreational vehicle parks -----	9	4 835	1 315	145	23
72	Personal services -----	354	64 822	22 616	5 424	2 138
721	Laundry, cleaning, and garment services -----	92	22 075	7 305	1 657	554
7211	Power laundries, family and commercial* -----	1	(D)	(D)	(D)	AA
7213	Linen supply* -----	2	(D)	(D)	(D)	BB
7215	Coin-operated laundries and drycleaning -----	33	4 794	1 195	245	109
7216	Drycleaning plants, except rug cleaning* -----	32	6 873	2 478	608	249
7217	Carpet and upholstery cleaning -----	7	(D)	(D)	(D)	AA
7218	Industrial laundries* -----	—	—	—	—	—
7212, 9	Other laundry, cleaning, and garment services* -----	17	(D)	(D)	(D)	BB
7212	Garment pressing, and agents for laundries and drycleaners -----	14	2 533	638	114	53
7219	Laundry and garment services, n.e.c.* -----	3	(D)	(D)	(D)	BB
722	Photographic studios, portrait -----	18	2 939	617	159	64
723, 4	Beauty and barber shops -----	173	18 697	8 240	1 913	809
723	Beauty shops -----	170	(D)	(D)	(D)	FF
724	Barber shops -----	3	(D)	(D)	(D)	AA
725	Shoe repair shops and shoeshine parlors -----	—	—	—	—	—
726	Funeral service and crematories -----	30	12 513	3 161	682	122
729	Miscellaneous personal services -----	41	8 598	3 293	1 013	589
7291	Tax return preparation services -----	9	1 927	974	454	324
7299	Miscellaneous personal services, n.e.c. -----	32	6 671	2 319	559	265
73	Business services -----	431	327 155	156 730	35 428	7 842
731	Advertising -----	24	9 399	3 757	852	91
7311	Advertising agencies -----	22	(D)	(D)	(D)	BB
7312	Outdoor advertising services -----	—	—	—	—	—
7313	Radio, television, publishers' advertising representatives -----	1	(D)	(D)	(D)	AA
7319	Advertising, n.e.c. -----	1	(D)	(D)	(D)	AA
732	Consumer credit reporting agencies, mercantile reporting agencies, and adjustment and collection agencies -----	16	17 527	5 951	1 544	276
7322	Adjustment and collection services -----	15	(D)	(D)	(D)	CC
7323	Credit reporting services -----	1	(D)	(D)	(D)	BB
733	Mailing, reproduction, commercial art and photography, and stenographic services -----	47	20 088	6 415	1 522	288
7331	Direct mail advertising services -----	11	9 444	3 327	727	178
7334	Photocopying and duplicating services -----	6	5 373	1 427	336	59
7335, 6	Commercial photography, art, and graphics -----	19	4 613	1 514	426	36
7335	Commercial photography -----	5	563	202	48	12
7336	Commercial art and graphic design -----	14	4 050	1 312	378	24
7338	Secretarial and court reporting services -----	11	658	147	33	15
734	Services to dwellings and other buildings -----	94	17 467	7 218	1 586	504
7342	Disinfecting and pest control services -----	19	2 870	1 125	189	39
7349	Building cleaning and maintenance services, n.e.c. -----	75	14 597	6 093	1 397	465
735	Miscellaneous equipment rental and leasing -----	27	10 325	2 466	578	125
7352	Medical equipment rental and leasing -----	2	(D)	(D)	(D)	AA
7353	Heavy construction equipment rental and leasing -----	4	(D)	(D)	(D)	AA
7359	Equipment rental and leasing, n.e.c. -----	21	(D)	(D)	(D)	CC

Table 6. Summary Statistics for Firms Subject to Federal Income Tax for Counties With 350 Establishments or More: 1992 — Con.

[Includes only establishments with payroll. For meaning of abbreviations and symbols, see introductory text. For explanation of terms and comparability of 1987 and 1992 censuses, see appendix A. For information on geographic areas followed by ▲, see appendix F]

SIC code	Geographic area and kind of business or operation	Establishments (number)	Receipts (\$1,000)	Annual payroll (\$1,000)	First-quarter payroll (\$1,000)	Paid employees for pay period including March 12 (number)
PLYMOUTH COUNTY — Con.						
73	Business services — Con.					
736	Personnel supply services	48	45 176	26 674	5 580	2 060
7361	Employment agencies	26	8 476	4 377	641	170
7363	Help supply services	22	36 700	22 297	4 939	1 890
7363 pt.	Temporary help supply	17	(D)	(D)	(D)	GG
7363 pt.	Help supply, except temporary	5	(D)	(D)	(D)	CC
737	Computer programming, data processing, and other computer related services	79	53 639	16 719	3 711	471
7371, 2, 3	Computer programming, prepackaged software, and integrated systems	51	34 807	11 052	2 391	228
7371	Computer programming services	43	26 822	9 165	1 966	165
7372	Prepackaged software	8	7 985	1 887	425	63
7373	Computer integrated systems	—	—	—	—	—
7374, 5, 6	Data processing services	14	13 961	3 816	896	185
7374, 5	Computer processing, information retrieval	14	13 961	3 816	896	185
7376	Computer facilities management services	—	—	—	—	—
7377, 8, 9	Computer rental and leasing, maintenance, and related services, n.e.c.	14	4 871	1 851	424	58
7377	Computer rental and leasing	—	—	—	—	—
7378	Computer maintenance and repair	5	(D)	(D)	(D)	BB
7379	Computer related services, n.e.c.	9	(D)	(D)	(D)	AA
738	Miscellaneous business services	96	153 534	87 530	20 055	4 027
7381, 2	Detective agencies and protective services	16	15 460	9 634	2 353	897
7381	Detective, guard, and armored car services	12	(D)	(D)	(D)	FF
7382	Security systems services	4	(D)	(D)	(D)	BB
7383	News syndicates	2	(D)	(D)	(D)	AA
7384	Photofinishing laboratories*	10	(D)	(D)	(D)	BB
7389	Business services, n.e.c.	68	135 842	77 140	17 535	3 079
7389 pt.	Sign painting shops	6	(D)	(D)	(D)	AA
7389 pt.	Interior designing	7	2 024	555	106	20
7389 pt.	Telephone answering services	4	(D)	(D)	(D)	BB
7389 pt.	Other business services	51	(D)	(D)	(D)	HH
75	Automotive repair, services, and parking	249	76 391	17 418	4 087	857
751	Automotive rental and leasing, without drivers	16	10 878	1 657	412	75
7513	Truck rental and leasing, without drivers	3	(D)	(D)	(D)	AA
7514, 5	Passenger car rental and leasing	12	9 676	1 309	318	55
7514	Passenger car rental	9	(D)	(D)	(D)	BB
7515	Passenger car leasing	3	(D)	(D)	(D)	AA
7519	Utility trailer and recreational vehicle rental	1	(D)	(D)	(D)	AA
752	Automobile parking	—	—	—	—	—
753	Automotive repair shops	194	55 859	13 285	3 127	611
7532	Top, body, and upholstery repair shops and paint shops	56	17 315	4 771	1 190	230
7532 pt.	Top and body repair shops	53	16 278	4 488	1 121	219
7532 pt.	Paint shops	3	1 037	283	69	11
7538	General automotive repair shops	92	24 863	4 919	1 050	226
7538 pt.	General automotive repair shops, except diesel	84	21 561	4 164	1 004	216
7538 pt.	Diesel repair shops	8	3 302	755	46	10
7533, 4, 6, 7, 9	Other automotive repair shops	46	13 681	3 595	887	155
7533	Automotive exhaust system repair shops	8	2 842	615	148	30
7534	Tire retreading and repair shops	1	(D)	(D)	(D)	AA
7536	Automotive glass replacement shops	18	5 526	1 459	363	68
7537	Automotive transmission repair shops	6	1 434	351	86	17
7539	Automotive repair shops, n.e.c.	13	(D)	(D)	(D)	BB
7539 pt.	Radiator repair	2	(D)	(D)	(D)	AA
7539 pt.	Brake, front end, and wheel alignment	4	(D)	(D)	(D)	AA
7539 pt.	Automotive electrical and fuel system services	6	610	129	33	8
7539 pt.	Other automotive repair shops, n.e.c.	1	(D)	(D)	(D)	AA
754	Automotive services, except repair	39	9 654	2 476	548	171
7542	Carwashes	23	4 896	1 216	296	102
7549	Automotive services, except repair and carwashes	16	4 758	1 260	252	69
76	Miscellaneous repair services	98	34 713	11 778	2 569	553
762	Electrical repair shops	26	13 165	5 694	1 276	223
7622	Radio and television repair shops	6	828	287	75	13
7623, 9	Other electrical and electronic repair shops	20	12 337	5 407	1 201	210
7623	Refrigeration and air-conditioning service and repair shops	4	(D)	(D)	(D)	BB
7629	Electrical and electronic repair shops, n.e.c.	16	(D)	(D)	(D)	CC
763	Watch, clock, and jewelry repair	1	(D)	(D)	(D)	AA
764	Reupholstery and furniture repair	5	(D)	(D)	(D)	AA
769	Miscellaneous repair and related services	66	20 904	5 924	1 260	324
7692	Welding repair	3	890	286	53	10
7694	Armature rewinding shops	3	(D)	(D)	(D)	AA
7699	Repair shops and related services, n.e.c.	60	(D)	(D)	(D)	EE
78, 79, 84	Amusement and recreation services, including motion pictures and museums	181	67 817	16 566	3 224	1 315
781, 2	Motion picture production, distribution, and services	1	(D)	(D)	(D)	AA
783	Motion picture theaters	8	10 448	1 163	280	148
7832	Motion picture theaters, except drive-in	8	10 448	1 163	280	148
7833	Drive-in motion picture theaters	—	—	—	—	—
784	Video tape rental	34	5 540	1 109	236	153

Table 6. Summary Statistics for Firms Subject to Federal Income Tax for Counties With 350 Establishments or More: 1992 — Con.

[Includes only establishments with payroll. For meaning of abbreviations and symbols, see introductory text. For explanation of terms and comparability of 1987 and 1992 censuses, see appendix A. For information on geographic areas followed by ▲, see appendix F]

SIC code	Geographic area and kind of business or operation	Establishments (number)	Receipts (\$1,000)	Annual payroll (\$1,000)	First-quarter payroll (\$1,000)	Paid employees for pay period including March 12 (number)
PLYMOUTH COUNTY — Con.						
78, 79, 84	Amusement and recreation services, including motion pictures and museums — Con.					
792	Theatrical producers (except motion picture), bands, orchestras, and entertainers	5	(D)	(D)	(D)	AA
7922	Theatrical producers (except motion picture) and miscellaneous theatrical services	2	(D)	(D)	(D)	AA
7929	Bands, orchestras, actors, and other entertainers and entertainment groups	3	(D)	(D)	(D)	AA
793	Bowling centers	9	3 725	1 074	274	103
79 ex. 792, 3; 84	Commercial sports and other amusement and recreation services, including museums	124	45 865	12 066	2 220	893
794	Commercial sports	3	(D)	(D)	(D)	BB
7941	Professional sports clubs, managers, promoters	2	(D)	(D)	(D)	BB
7948	Racing, including track operation	1	(D)	(D)	(D)	AA
79 ex. 792, 3, 4; 84	Other amusement and recreation services, including museums	121	(D)	(D)	(D)	FF
791	Dance studios, schools, and halls	13	1 705	426	117	45
7991	Physical fitness facilities	27	5 474	1 430	377	209
7992	Public golf courses	9	5 626	1 967	253	66
7993	Coin-operated amusement devices	7	3 433	573	127	62
7996	Amusement parks	2	(D)	(D)	(D)	BB
7997	Membership sports and recreation clubs	25	14 225	3 882	603	235
7999, 84	Amusement and recreation services, including museums, n.e.c. ..	38	10 833	2 638	480	209
7999 pt.	Concession operators of amusement devices and rides	3	526	168	—	—
7999 pt.	Carnivals, circuses, and fairs	2	(D)	(D)	(D)	AA
7999 pt., 84	Other recreation and amusements, including museums	33	(D)	(D)	(D)	CC
80	Health services	704	553 768	263 810	59 651	9 961
801	Offices and clinics of doctors of medicine	261	224 521	116 487	24 939	2 449
8011 pt.	Offices of doctors of medicine	253	213 700	109 437	23 180	2 328
8011 pt.	General medical clinics	8	10 821	7 050	1 759	121
802	Offices and clinics of dentists	205	67 466	25 424	5 811	1 083
803	Offices and clinics of doctors of osteopathy	4	(D)	(D)	(D)	AA
804	Offices and clinics of other health practitioners	130	42 610	13 495	2 661	657
8041	Offices and clinics of chiropractors	45	9 763	2 276	522	122
8042	Offices and clinics of optometrists	22	5 037	1 208	299	76
8043	Offices and clinics of podiatrists	14	2 480	820	119	33
8049	Offices and clinics of health practitioners, n.e.c.	49	25 330	9 191	1 721	426
805	Nursing and personal care facilities	45	139 518	73 911	18 092	3 942
8051	Skilled nursing care facilities	32	126 701	66 454	16 182	3 490
8052	Intermediate care facilities	8	11 270	6 742	1 715	383
8059	Nursing and personal care facilities, n.e.c.	5	1 547	715	195	69
806	Hospitals	1	(D)	(D)	(D)	CC
8062	General medical and surgical hospitals	—	—	—	—	—
8063, 9	Specialty hospitals	1	(D)	(D)	(D)	CC
807, 8, 9	Other health services	58	(D)	(D)	(D)	GG
807	Medical and dental laboratories	27	31 776	13 105	3 293	456
8071	Medical laboratories	18	30 038	12 455	3 148	429
8072	Dental laboratories	9	1 738	650	145	27
808	Home health care services	10	14 793	7 632	1 699	889
809	Miscellaneous health and allied services, n.e.c.	21	(D)	(D)	(D)	CC
8092	Kidney dialysis centers	1	(D)	(D)	(D)	BB
8093	Specialty outpatient facilities, n.e.c.	15	11 427	5 602	1 285	168
8099	Health and allied services, n.e.c.	5	(D)	(D)	(D)	BB
81	Legal services	229	70 576	23 953	4 983	779
823, 4, 9	Selected educational services	18	3 125	1 303	304	92
823	Libraries	—	—	—	—	—
824	Vocational schools	5	(D)	(D)	(D)	BB
829	Schools and educational services, n.e.c.	13	(D)	(D)	(D)	BB
83	Social services	108	18 819	8 168	2 025	702
835	Child day care services	78	9 299	4 619	1 173	468
832, 3, 6, 9	Other social services	30	9 520	3 549	852	234
87 ex. 8733	Engineering, accounting, research, management, and related services (except noncommercial research organizations)	358	173 766	73 931	16 542	2 277
871	Engineering, architectural, and surveying services	124	49 473	21 990	4 825	640
8711	Engineering services	73	33 784	15 307	3 361	417
8712	Architectural services	25	9 041	3 074	776	95
8713	Surveying services	26	6 648	3 609	688	128
872	Accounting, auditing, and bookkeeping services	96	25 850	11 104	2 562	387
873 ex. 8733	Research, development, and testing services (except noncommercial research organizations)	21	29 607	12 737	3 153	425
8731	Commercial physical and biological research	5	(D)	(D)	(D)	CC
8732	Commercial economic, sociological, and educational research	6	(D)	(D)	(D)	BB
8734	Testing laboratories	10	16 965	7 268	1 680	253
874	Management and public relations services	117	68 836	28 100	6 002	825
8741	Management services	35	25 563	11 175	2 733	403
8742	Management consulting services	59	36 646	14 399	2 719	360
8743	Public relations services	4	742	249	71	6
8744	Facilities support management services	—	—	—	—	—
8748	Business consulting services, n.e.c.	19	5 885	2 277	479	56
89	Services, n.e.c.	13	5 233	1 612	287	32

Table 6. Summary Statistics for Firms Subject to Federal Income Tax for Counties With 350 Establishments or More: 1992 — Con.

[Includes only establishments with payroll. For meaning of abbreviations and symbols, see introductory text. For explanation of terms and comparability of 1987 and 1992 censuses, see appendix A. For information on geographic areas followed by ▲, see appendix F]

SIC code	Geographic area and kind of business or operation	Establishments (number)	Receipts (\$1,000)	Annual payroll (\$1,000)	First-quarter payroll (\$1,000)	Paid employees for pay period including March 12 (number)
SUFFOLK COUNTY						
	Total	6 045	8 707 732	3 548 293	809 245	106 148
70 ex. 704	Hotels, rooming houses, camps, and other lodging places (except membership lodging)	73	584 455	176 113	39 740	9 051
7011	Hotels and motels	62	580 408	175 140	39 546	8 984
7011 pt.	Hotels	45	550 503	167 221	38 518	8 631
7011 pt.	Hotels, 25 guestrooms or more	41	549 149	166 822	38 422	8 596
7011 pt.	Hotels, less than 25 guestrooms	4	1 354	399	96	35
7011 pt.	Motels, motor hotels, and tourist courts	17	29 905	7 919	1 028	353
7011 pt.	Motels, tourist courts	14	(D)	(D)	(D)	CC
7011 pt.	Motor hotels	3	(D)	(D)	(D)	CC
702, 3	Other lodging places	11	4 047	973	194	67
702	Rooming and boarding houses	11	4 047	973	194	67
703	Camps and recreational vehicle parks	—	—	—	—	—
72	Personal services	577	159 710	55 514	13 104	3 689
721	Laundry, cleaning, and garment services	185	68 239	24 843	5 846	1 420
7211	Power laundries, family and commercial*	8	3 653	1 663	414	136
7213	Linen supply*	7	(D)	(D)	(D)	EE
7215	Coin-operated laundries and drycleaning	48	4 873	1 219	288	115
7216	Drycleaning plants, except rug cleaning*	79	16 180	5 683	1 385	425
7217	Carpet and upholstery cleaning	1	(D)	(D)	(D)	AA
7218	Industrial laundriers*	6	15 103	5 005	1 222	213
7212, 9	Other laundry, cleaning, and garment services*	36	(D)	(D)	(D)	EE
7212	Garment pressing, and agents for laundries and drycleaners	16	2 863	671	160	54
7219	Laundry and garment services, n.e.c.*	20	(D)	(D)	(D)	CC
722	Photographic studios, portrait	12	3 634	946	217	55
723, 4	Beauty and barber shops	285	52 192	21 230	4 943	1 525
723	Beauty shops	264	51 005	20 695	4 803	1 479
724	Barber shops	21	1 187	535	140	46
725	Shoe repair shops and shoeshine parlors	9	852	340	88	27
726	Funeral service and crematories	40	20 755	4 199	983	173
729	Miscellaneous personal services	46	14 038	3 956	1 027	489
7291	Tax return preparation services	7	365	163	97	93
7299	Miscellaneous personal services, n.e.c.	39	13 673	3 793	930	396
73	Business services	1 158	1 784 307	683 280	154 213	30 201
731	Advertising	118	207 088	112 675	22 350	1 820
7311	Advertising agencies	97	187 633	106 370	20 857	1 678
7312	Outdoor advertising services	1	(D)	(D)	(D)	AA
7313	Radio, television, publishers' advertising representatives	16	18 097	5 630	1 343	112
7319	Advertising, n.e.c.	4	(D)	(D)	(D)	BB
732	Consumer credit reporting agencies, mercantile reporting agencies, and adjustment and collection agencies	15	15 932	8 542	2 274	286
7322	Adjustment and collection services	10	13 374	7 827	2 064	263
7323	Credit reporting services	5	2 558	715	210	23
733	Mailing, reproduction, commercial art and photography, and stenographic services	202	128 464	37 453	8 817	1 237
7331	Direct mail advertising services	18	24 965	8 417	1 943	314
7334	Photocopying and duplicating services	26	17 957	4 946	1 216	242
7335, 6	Commercial photography, art, and graphics	132	70 429	21 308	5 056	607
7335	Commercial photography	38	10 463	3 058	658	97
7336	Commercial art and graphic design	94	59 966	18 250	4 398	510
7338	Secretarial and court reporting services	26	15 113	2 782	602	74
734	Services to dwellings and other buildings	134	153 349	98 540	23 970	7 024
7342	Disinfecting and pest control services	12	2 947	1 559	325	58
7349	Building cleaning and maintenance services, n.e.c.	122	150 402	96 981	23 645	6 966
735	Miscellaneous equipment rental and leasing	63	288 071	38 825	9 271	2 593
7352	Medical equipment rental and leasing	3	(D)	(D)	(D)	BB
7353	Heavy construction equipment rental and leasing	21	(D)	(D)	(D)	EE
7359	Equipment rental and leasing, n.e.c.	39	223 633	26 594	6 490	2 300
736	Personnel supply services	166	165 888	99 908	22 598	7 133
7361	Employment agencies	86	48 881	24 568	5 321	900
7363	Help supply services	80	117 007	75 340	17 277	6 233
7363 pt.	Temporary help supply	74	106 553	71 353	16 381	6 117
7363 pt.	Help supply, except temporary	6	10 454	3 987	896	116
737	Computer programming, data processing, and other computer related services	192	505 542	155 393	37 094	3 614
7371, 2, 3	Computer programming, prepackaged software, and integrated systems	109	290 454	98 226	23 695	2 364
7371	Computer programming services	66	69 133	31 468	7 302	569
7372	Prepackaged software	30	74 328	28 952	7 435	638
7373	Computer integrated systems	13	146 993	37 806	8 958	1 157
7374, 5, 6	Data processing services	38	178 327	43 949	10 394	988
7374, 5	Computer processing, information retrieval	38	178 327	43 949	10 394	988
7376	Computer facilities management services	—	—	—	—	—
7377, 8, 9	Computer rental and leasing, maintenance, and related services, n.e.c.	45	36 761	13 218	3 005	262
7377	Computer rental and leasing	3	(D)	(D)	(D)	BB
7378	Computer maintenance and repair	6	2 856	772	180	22
7379	Computer related services, n.e.c.	36	(D)	(D)	(D)	CC

Table 6. Summary Statistics for Firms Subject to Federal Income Tax for Counties With 350 Establishments or More: 1992 — Con.

[Includes only establishments with payroll. For meaning of abbreviations and symbols, see introductory text. For explanation of terms and comparability of 1987 and 1992 censuses, see appendix A. For information on geographic areas followed by ▲, see appendix F]

SIC code	Geographic area and kind of business or operation	Establishments (number)	Receipts (\$1,000)	Annual payroll (\$1,000)	First-quarter payroll (\$1,000)	Paid employees for pay period including March 12 (number)
SUFFOLK COUNTY—Con.						
73	Business services—Con.					
738	Miscellaneous business services	268	319 973	131 944	27 839	6 494
7381, 2	Detective agencies and protective services	71	92 348	53 831	12 697	4 544
7381	Detective, guard, and armored car services	65	67 849	44 839	10 691	4 138
7382	Security systems services	6	24 499	8 992	2 006	406
7383	News syndicates	8	12 153	3 631	864	91
7384	Photofinishing laboratories*	32	13 087	4 346	987	176
7389	Business services, n.e.c.	157	202 385	70 136	13 291	1 683
7389 pt.	Sign painting shops	7	920	274	59	19
7389 pt.	Interior designing	11	7 495	1 890	538	37
7389 pt.	Telephone answering services	13	4 154	2 057	487	159
7389 pt.	Other business services	126	189 816	65 915	12 207	1 468
75	Automotive repair, services, and parking	480	401 792	77 667	18 399	3 806
751	Automotive rental and leasing, without drivers	37	221 702	29 250	7 231	1 445
7513	Truck rental and leasing, without drivers	10	22 721	3 731	1 148	70
7514, 5	Passenger car rental and leasing	27	198 981	25 519	6 083	1 375
7514	Passenger car rental	25	(D)	(D)	(D)	GG
7515	Passenger car leasing	2	(D)	(D)	(D)	AA
7519	Utility trailer and recreational vehicle rental	—	—	—	—	—
752	Automobile parking	143	65 931	14 941	3 401	907
753	Automotive repair shops	262	96 558	27 973	6 443	1 171
7532	Top, body, and upholstery repair shops and paint shops	96	33 730	9 963	2 357	435
7532 pt.	Top and body repair shops	90	30 728	8 946	2 204	401
7532 pt.	Paint shops	6	3 002	1 017	153	34
7538	General automotive repair shops	112	38 108	10 986	2 561	478
7538 pt.	General automotive repair shops, except diesel	107	34 534	9 928	2 301	444
7538 pt.	Diesel repair shops	5	3 574	1 058	260	34
7533, 4, 6, 7, 9	Other automotive repair shops	54	24 720	7 024	1 525	258
7533	Automotive exhaust system repair shops	14	7 736	2 082	475	71
7534	Tire retreading and repair shops	1	(D)	(D)	(D)	AA
7536	Automotive glass replacement shops	17	5 203	1 422	250	55
7537	Automotive transmission repair shops	8	3 409	1 114	287	39
7539	Automotive repair shops, n.e.c.	14	(D)	(D)	(D)	BB
7539 pt.	Radiator repair	3	1 733	223	59	19
7539 pt.	Brake, front end, and wheel alignment	5	4 647	1 588	316	43
7539 pt.	Automotive electrical and fuel system services	5	(D)	(D)	(D)	AA
7539 pt.	Other automotive repair shops, n.e.c.	1	(D)	(D)	(D)	AA
754	Automotive services, except repair	38	17 601	5 503	1 324	283
7542	Carwashes	15	4 067	1 541	391	95
7549	Automotive services, except repair and carwashes	23	13 534	3 962	933	188
76	Miscellaneous repair services	118	49 377	15 155	3 789	613
762	Electrical repair shops	23	10 563	3 394	866	141
7622	Radio and television repair shops	5	2 628	767	218	35
7623, 9	Other electrical and electronic repair shops	18	7 935	2 627	648	106
7623	Refrigeration and air-conditioning service and repair shops	2	(D)	(D)	(D)	BB
7629	Electrical and electronic repair shops, n.e.c.	16	(D)	(D)	(D)	BB
763	Watch, clock, and jewelry repair	21	4 166	1 221	280	55
764	Reupholstery and furniture repair	14	3 003	1 119	249	57
769	Miscellaneous repair and related services	60	31 645	9 421	2 394	360
7692	Welding repair	4	848	158	40	7
7694	Armature rewinding shops	2	(D)	(D)	(D)	BB
7699	Repair shops and related services, n.e.c.	54	(D)	(D)	(D)	EE
78, 79, 84	Amusement and recreation services, including motion pictures and museums	278	426 877	167 253	36 124	4 538
781, 2	Motion picture production, distribution, and services	54	130 240	21 069	5 014	581
783	Motion picture theaters	15	(D)	(D)	(D)	EE
7832	Motion picture theaters, except drive-in	14	(D)	(D)	(D)	EE
7833	Drive-in motion picture theaters	1	(D)	(D)	(D)	AA
784	Video tape rental	38	13 697	2 419	538	270
792	Theatrical producers (except motion picture), bands, orchestras, and entertainers	42	42 270	10 370	1 986	582
7922	Theatrical producers (except motion picture) and miscellaneous theatrical services	32	33 607	7 795	1 363	550
7929	Bands, orchestras, actors, and other entertainers and entertainment groups	10	8 663	2 575	623	32
793	Bowling centers	9	(D)	(D)	(D)	BB
79 ex. 792, 3, 84	Commercial sports and other amusement and recreation services, including museums	120	215 749	129 412	27 598	2 725
794	Commercial sports	14	162 069	114 191	24 276	1 570
7941	Professional sports clubs, managers, promoters	9	(D)	(D)	(D)	FF
7948	Racing, including track operation	5	(D)	(D)	(D)	FF
79 ex. 792, 3, 4, 84	Other amusement and recreation services, including museums	106	53 680	15 221	3 322	1 155
791	Dance studios, schools, and halls	8	3 643	1 267	310	128
7991	Physical fitness facilities	33	23 808	6 834	1 742	602
7992	Public golf courses	3	488	196	18	6
7993	Coin-operated amusement devices	6	1 237	207	67	23
7996	Amusement parks	—	—	—	—	—
7997	Membership sports and recreation clubs	15	9 777	3 471	721	223
7999, 84	Amusement and recreation services, including museums, n.e.c.	41	14 727	3 246	464	173
7999 pt.	Concession operators of amusement devices and rides	1	(D)	(D)	(D)	AA
7999 pt.	Carnivals, circuses, and fairs	2	(D)	(D)	(D)	AA
7999 pt., 84	Other recreation and amusements, including museums	38	13 642	3 032	454	170

Table 6. Summary Statistics for Firms Subject to Federal Income Tax for Counties With 350 Establishments or More: 1992 — Con.

[Includes only establishments with payroll. For meaning of abbreviations and symbols, see introductory text. For explanation of terms and comparability of 1987 and 1992 censuses, see appendix A. For information on geographic areas followed by ▲, see appendix F]

SIC code	Geographic area and kind of business or operation	Establishments (number)	Receipts (\$1,000)	Annual payroll (\$1,000)	First-quarter payroll (\$1,000)	Paid employees for pay period including March 12 (number)
SUFFOLK COUNTY—Con.						
80	Health services -----	959	840 294	407 073	94 110	11 841
801	Offices and clinics of doctors of medicine -----	457	432 531	228 788	49 965	3 031
8011 pt.	Offices of doctors of medicine -----	449	425 145	225 907	49 483	2 985
8011 pt.	General medical clinics -----	8	7 386	2 881	482	46
802	Offices and clinics of dentists -----	238	88 622	28 933	6 588	1 247
803	Offices and clinics of doctors of osteopathy -----	3	(D)	(D)	(D)	AA
804	Offices and clinics of other health practitioners -----	116	39 247	15 830	3 308	550
8041	Offices and clinics of chiropractors -----	34	13 233	4 092	850	129
8042	Offices and clinics of optometrists -----	34	7 236	2 065	401	108
8043	Offices and clinics of podiatrists -----	14	2 613	645	163	35
8049	Offices and clinics of health practitioners, n.e.c. -----	34	16 165	9 028	1 894	278
805	Nursing and personal care facilities -----	59	175 357	94 180	25 225	5 342
8051	Skilled nursing care facilities -----	38	145 836	77 911	20 948	4 243
8052	Intermediate care facilities -----	11	20 807	11 250	2 965	758
8059	Nursing and personal care facilities, n.e.c. -----	10	8 714	5 019	1 312	341
806	Hospitals -----	1	(D)	(D)	(D)	CC
8062	General medical and surgical hospitals -----	—	—	—	—	—
8063, 9	Specialty hospitals -----	1	(D)	(D)	(D)	CC
807, 8, 9	Other health services -----	85	(D)	(D)	(D)	GG
807	Medical and dental laboratories -----	32	9 114	3 838	818	162
8071	Medical laboratories -----	15	5 657	2 358	483	78
8072	Dental laboratories -----	17	3 457	1 480	335	84
808	Home health care services -----	18	23 166	11 180	2 340	726
809	Miscellaneous health and allied services, n.e.c. -----	35	(D)	(D)	(D)	FF
8092	Kidney dialysis centers -----	2	(D)	(D)	(D)	CC
8093	Specialty outpatient facilities, n.e.c. -----	21	41 009	13 376	3 199	384
8099	Health and allied services, n.e.c. -----	12	(D)	(D)	(D)	BB
81	Legal services -----	1 181	2 123 687	787 024	171 169	15 385
823, 4, 9	Selected educational services -----	73	79 390	17 017	3 859	847
823	Libraries -----	—	—	—	—	—
824	Vocational schools -----	17	10 432	3 646	848	184
829	Schools and educational services, n.e.c. -----	56	68 958	13 371	3 011	663
83	Social services -----	84	43 509	21 800	4 810	1 115
835	Child day care services -----	43	6 690	3 508	779	290
832, 3, 6, 9	Other social services -----	41	36 819	18 292	4 031	825
87 ex. 8733	Engineering, accounting, research, management, and related services (except noncommercial research organizations) -----	1 019	2 175 012	1 122 721	265 802	24 643
871	Engineering, architectural, and surveying services -----	319	902 788	565 587	137 891	11 775
8711	Engineering services -----	147	705 380	486 995	119 499	9 799
8712	Architectural services -----	167	190 406	75 296	17 700	1 860
8713	Surveying services -----	5	7 002	3 296	692	116
872	Accounting, auditing, and bookkeeping services -----	192	557 251	220 935	53 090	6 331
873 ex. 8733	Research, development, and testing services (except noncommercial research organizations) -----	51	71 979	31 810	7 044	1 119
8731	Commercial physical and biological research -----	19	31 717	15 953	3 438	335
8732	Commercial economic, sociological, and educational research -----	26	35 869	14 148	3 242	738
8734	Testing laboratories -----	6	4 393	1 709	364	46
874	Management and public relations services -----	457	642 994	304 389	67 777	5 418
8741	Management services -----	101	102 212	44 054	9 936	1 104
8742	Management consulting services -----	244	442 289	221 484	49 407	3 469
8743	Public relations services -----	50	40 207	15 471	3 486	342
8744	Facilities support management services -----	7	8 529	2 894	434	62
8748	Business consulting services, n.e.c. -----	55	49 757	20 486	4 514	441
89	Services, n.e.c. -----	45	39 322	17 676	4 126	419
WORCESTER COUNTY						
	Total -----	4 407	2 446 365	952 781	218 291	43 323
70 ex. 704	Hotels, rooming houses, camps, and other lodging places (except membership lodging) -----	72	69 589	19 709	4 605	1 780
7011	Hotels and motels -----	55	63 959	18 583	4 439	1 695
7011 pt.	Hotels -----	25	37 900	11 514	2 785	976
7011 pt.	Hotels, 25 guestrooms or more -----	20	36 967	11 207	2 709	950
7011 pt.	Hotels, less than 25 guestrooms -----	5	933	307	76	26
7011 pt.	Motels, motor hotels, and tourist courts -----	30	26 059	7 069	1 654	719
7011 pt.	Motels, tourist courts -----	22	9 857	2 734	646	262
7011 pt.	Motor hotels -----	8	16 202	4 335	1 008	457
702, 3	Other lodging places -----	17	5 630	1 126	166	85
702	Rooming and boarding houses -----	5	626	146	33	13
703	Camps and recreational vehicle parks -----	12	5 004	980	133	72

Table 6. Summary Statistics for Firms Subject to Federal Income Tax for Counties With 350 Establishments or More: 1992 — Con.

[Includes only establishments with payroll. For meaning of abbreviations and symbols, see introductory text. For explanation of terms and comparability of 1987 and 1992 censuses, see appendix A. For information on geographic areas followed by ▲, see appendix F]

SIC code	Geographic area and kind of business or operation	Establishments (number)	Receipts (\$1,000)	Annual payroll (\$1,000)	First-quarter payroll (\$1,000)	Paid employees for pay period including March 12 (number)
WORCESTER COUNTY — Con.						
72	Personal services	577	104 697	34 007	8 128	3 004
721	Laundry, cleaning, and garment services	124	34 861	11 299	2 675	865
7211	Power laundries, family and commercial*	5	2 640	1 377	342	95
7213	Linen supply*	1	(D)	(D)	(D)	CC
7215	Coin-operated laundries and drycleaning	37	3 348	636	156	108
7216	Drycleaning plants, except rug cleaning*	43	9 776	3 709	882	325
7217	Carpet and upholstery cleaning	14	2 268	710	166	66
7218	Industrial launderers*	4	(D)	(D)	(D)	BB
7212, 9	Other laundry, cleaning, and garment services*	20	(D)	(D)	(D)	BB
7212	Garment pressing, and agents for laundries and drycleaners	11	2 484	497	112	39
7219	Laundry and garment services, n.e.c.*	9	(D)	(D)	(D)	AA
722	Photographic studios, portrait	27	6 475	1 484	353	124
723, 4	Beauty and barber shops	327	31 397	12 645	2 966	1 231
723	Beauty shops	305	29 904	12 000	2 840	1 182
724	Barber shops	22	1 493	645	126	49
725	Shoe repair shops and shoeshine parlors	4	312	117	26	17
726	Funeral service and crematories	59	22 264	5 126	1 064	178
729	Miscellaneous personal services	36	9 388	3 336	1 044	589
7291	Tax return preparation services	13	2 614	1 452	627	398
7299	Miscellaneous personal services, n.e.c.	23	6 774	1 884	417	191
73	Business services	715	584 885	225 613	51 041	10 491
731	Advertising	33	11 694	3 810	851	149
7311	Advertising agencies	29	8 599	2 363	544	103
7312	Outdoor advertising services	1	(D)	(D)	(D)	AA
7313	Radio, television, publishers' advertising representatives	1	(D)	(D)	(D)	BB
7319	Advertising, n.e.c.	2	(D)	(D)	(D)	AA
732	Consumer credit reporting agencies, mercantile reporting agencies, and adjustment and collection agencies	14	4 805	2 445	628	125
7322	Adjustment and collection services	13	(D)	(D)	(D)	CC
7323	Credit reporting services	1	(D)	(D)	(D)	AA
733	Mailing, reproduction, commercial art and photography, and stenographic services	59	20 529	4 768	1 069	258
7331	Direct mail advertising services	6	9 147	1 414	299	86
7334	Photocopying and duplicating services	3	879	103	24	7
7335, 6	Commercial photography, art, and graphics	36	8 121	2 096	472	112
7335	Commercial photography	10	1 690	359	57	23
7336	Commercial art and graphic design	26	6 431	1 737	415	89
7338	Secretarial and court reporting services	14	2 382	1 155	274	53
734	Services to dwellings and other buildings	152	29 914	12 461	2 860	1 300
7342	Disinfecting and pest control services	18	4 638	1 745	293	83
7349	Building cleaning and maintenance services, n.e.c.	134	25 276	10 716	2 567	1 217
735	Miscellaneous equipment rental and leasing	57	54 965	13 261	2 917	566
7352	Medical equipment rental and leasing	9	10 182	2 538	574	118
7353	Heavy construction equipment rental and leasing	9	5 852	1 871	400	49
7359	Equipment rental and leasing, n.e.c.	39	38 931	8 852	1 943	399
736	Personnel supply services	82	72 756	51 133	11 630	4 308
7361	Employment agencies	20	3 792	1 950	410	96
7363	Help supply services	62	68 964	49 183	11 220	4 212
7363 pt.	Temporary help supply	56	67 308	47 870	10 886	4 163
7363 pt.	Help supply, except temporary	6	1 656	1 313	334	49
737	Computer programming, data processing, and other computer related services	148	291 934	110 408	24 587	2 079
7371, 2, 3	Computer programming, prepackaged software, and integrated systems	94	225 265	87 900	19 166	1 510
7371	Computer programming services	58	28 106	13 481	2 936	268
7372	Prepackaged software	23	79 654	43 697	10 979	840
7373	Computer integrated systems	13	117 505	30 722	5 251	402
7374, 5, 6	Data processing services	12	(D)	(D)	(D)	CC
7374, 5	Computer processing, information retrieval	12	(D)	(D)	(D)	CC
7376	Computer facilities management services	—	—	—	—	—
7377, 8, 9	Computer rental and leasing, maintenance, and related services, n.e.c.	42	(D)	(D)	(D)	EE
7377	Computer rental and leasing	4	(D)	(D)	(D)	AA
7378	Computer maintenance and repair	10	(D)	(D)	(D)	CC
7379	Computer related services, n.e.c.	28	(D)	(D)	(D)	CC
738	Miscellaneous business services	170	98 288	27 327	6 499	1 706
7381, 2	Detective agencies and protective services	40	16 677	8 555	1 809	690
7381	Detective, guard, and armored car services	35	12 019	7 083	1 443	622
7382	Security systems services	5	4 658	1 472	366	68
7383	News syndicates	1	(D)	(D)	(D)	AA
7384	Photofinishing laboratories*	19	5 342	1 612	387	86
7389	Business services, n.e.c.	110	(D)	(D)	(D)	FF
7389 pt.	Sign painting shops	6	(D)	(D)	(D)	BB
7389 pt.	Interior designing	7	1 909	466	119	22
7389 pt.	Telephone answering services	9	1 703	788	185	72
7389 pt.	Other business services	88	(D)	(D)	(D)	FF

Table 6. Summary Statistics for Firms Subject to Federal Income Tax for Counties With 350 Establishments or More: 1992 — Con.

[Includes only establishments with payroll. For meaning of abbreviations and symbols, see introductory text. For explanation of terms and comparability of 1987 and 1992 censuses, see appendix A. For information on geographic areas followed by ▲, see appendix F]

SIC code	Geographic area and kind of business or operation	Establishments (number)	Receipts (\$1,000)	Annual payroll (\$1,000)	First-quarter payroll (\$1,000)	Paid employees for pay period including March 12 (number)
WORCESTER COUNTY — Con.						
75	Automotive repair, services, and parking	471	231 164	46 950	11 394	2 203
751	Automotive rental and leasing, without drivers	28	89 369	12 078	2 860	379
7513	Truck rental and leasing, without drivers	13	(D)	(D)	(D)	EE
7514, 5	Passenger car rental and leasing	13	(D)	(D)	(D)	BB
7514	Passenger car rental	12	3 731	550	120	39
7515	Passenger car leasing	1	(D)	(D)	(D)	AA
7519	Utility trailer and recreational vehicle rental	2	(D)	(D)	(D)	AA
752	Automobile parking	16	6 249	1 364	370	108
753	Automotive repair shops	380	120 120	29 014	7 092	1 446
7532	Top, body, and upholstery repair shops and paint shops	133	46 509	12 016	2 927	585
7532 pt.	Top and body repair shops	128	45 451	11 711	2 854	571
7532 pt.	Paint shops	5	1 058	305	73	14
7538	General automotive repair shops	175	50 766	11 347	2 828	599
7538 pt.	General automotive repair shops, except diesel	159	45 801	9 978	2 475	527
7538 pt.	Diesel repair shops	16	4 965	1 369	353	72
7533, 4, 6, 7, 9	Other automotive repair shops	72	22 845	5 651	1 337	262
7533	Automotive exhaust system repair shops	11	4 642	1 100	257	46
7534	Tire retreading and repair shops	3	(D)	(D)	(D)	AA
7536	Automotive glass replacement shops	18	4 316	1 005	204	46
7537	Automotive transmission repair shops	17	4 593	1 601	409	77
7539	Automotive repair shops, n.e.c.	23	(D)	(D)	(D)	BB
7539 pt.	Radiator repair	8	2 215	541	101	22
7539 pt.	Brake, front end, and wheel alignment	10	4 993	962	255	40
7539 pt.	Automotive electrical and fuel system services	3	(D)	(D)	(D)	AA
7539 pt.	Other automotive repair shops, n.e.c.	2	(D)	(D)	(D)	AA
754	Automotive services, except repair	47	15 426	4 494	1 072	270
7542	Carwashes	25	4 850	1 504	361	76
7549	Automotive services, except repair and carwashes	22	10 576	2 990	711	194
76	Miscellaneous repair services	174	66 959	19 760	4 594	795
762	Electrical repair shops	40	18 778	6 025	1 476	253
7622	Radio and television repair shops	8	2 195	327	77	16
7623, 9	Other electrical and electronic repair shops	32	16 583	5 698	1 399	237
7623	Refrigeration and air-conditioning service and repair shops	8	4 150	631	145	25
7629	Electrical and electronic repair shops, n.e.c.	24	12 433	5 067	1 254	212
763	Watch, clock, and jewelry repair	4	402	107	26	8
764	Reupholstery and furniture repair	13	3 030	909	213	53
769	Miscellaneous repair and related services	117	44 749	12 719	2 879	481
7692	Welding repair	16	3 278	839	200	35
7694	Armature rewinding shops	8	4 807	1 690	429	68
7699	Repair shops and related services, n.e.c.	93	36 664	10 190	2 250	378
78, 79, 84	Amusement and recreation services, including motion pictures and museums	241	96 059	23 940	5 095	2 803
781, 2	Motion picture production, distribution, and services	5	(D)	(D)	(D)	BB
783	Motion picture theaters	16	11 562	1 797	411	211
7832	Motion picture theaters, except drive-in	13	(D)	(D)	(D)	CC
7833	Drive-in motion picture theaters	3	(D)	(D)	(D)	AA
784	Video tape rental	61	11 771	2 124	525	302
792	Theatrical producers (except motion picture), bands, orchestras, and entertainers	9	(D)	(D)	(D)	BB
7922	Theatrical producers (except motion picture) and miscellaneous theatrical services	3	(D)	(D)	(D)	AA
7929	Bands, orchestras, actors, and other entertainers and entertainment groups	6	1 350	272	32	20
793	Bowling centers	16	5 471	1 806	420	174
79 ex. 792, 3; 84	Commercial sports and other amusement and recreation services, including museums	134	63 489	17 202	3 543	2 063
794	Commercial sports	1	(D)	(D)	(D)	AA
7941	Professional sports clubs, managers, promoters	—	—	—	—	—
7948	Racing, including track operation	1	(D)	(D)	(D)	AA
79 ex. 792, 3, 4; 84	Other amusement and recreation services, including museums	133	(D)	(D)	(D)	GG
791	Dance studios, schools, and halls	19	2 573	868	221	94
7991	Physical fitness facilities	33	11 377	2 810	703	318
7992	Public golf courses	11	6 798	1 925	190	81
7993	Coin-operated amusement devices	7	1 356	200	41	26
7996	Amusement parks	2	(D)	(D)	(D)	BB
7997	Membership sports and recreation clubs	23	17 971	5 540	694	324
7999, 84	Amusement and recreation services, including museums, n.e.c.	38	(D)	(D)	(D)	GG
7999 pt.	Concession operators of amusement devices and rides	—	—	—	—	—
7999 pt.	Carnivals, circuses, and fairs	—	—	—	—	—
7999 pt., 84	Other recreation and amusements, including museums	38	(D)	(D)	(D)	GG

Table 6. Summary Statistics for Firms Subject to Federal Income Tax for Counties With 350 Establishments or More: 1992 — Con.

[Includes only establishments with payroll. For meaning of abbreviations and symbols, see introductory text. For explanation of terms and comparability of 1987 and 1992 censuses, see appendix A. For information on geographic areas followed by ▲, see appendix F]

SIC code	Geographic area and kind of business or operation	Establishments (number)	Receipts (\$1,000)	Annual payroll (\$1,000)	First-quarter payroll (\$1,000)	Paid employees for pay period including March 12 (number)
WORCESTER COUNTY — Con.						
80	Health services	1 098	832 524	400 341	90 827	15 211
801	Offices and clinics of doctors of medicine	455	361 824	190 286	42 275	4 573
8011 pt.	Offices of doctors of medicine	443	353 556	185 241	41 146	4 501
8011 pt.	General medical clinics	12	8 268	5 045	1 129	72
802	Offices and clinics of dentists	304	101 719	38 297	8 610	1 731
803	Offices and clinics of doctors of osteopathy	6	2 792	1 370	311	40
804	Offices and clinics of other health practitioners	172	42 794	13 416	3 092	658
8041	Offices and clinics of chiropractors	50	13 549	3 458	760	184
8042	Offices and clinics of optometrists	44	12 421	3 676	846	172
8043	Offices and clinics of podiatrists	22	4 323	1 461	370	75
8049	Offices and clinics of health practitioners, n.e.c.	56	12 501	4 821	1 116	227
805	Nursing and personal care facilities	76	200 028	107 186	25 660	6 101
8051	Skilled nursing care facilities	52	171 080	92 160	22 028	5 151
8052	Intermediate care facilities	11	22 571	11 893	2 804	687
8059	Nursing and personal care facilities, n.e.c.	13	6 377	3 133	828	263
806	Hospitals	3	(D)	(D)	(D)	FF
8062	General medical and surgical hospitals	—	—	—	—	—
8063, 9	Specialty hospitals	3	(D)	(D)	(D)	FF
807, 8, 9	Other health services	82	(D)	(D)	(D)	GG
807	Medical and dental laboratories	43	63 561	24 189	5 193	841
8071	Medical laboratories	25	59 344	22 272	4 678	742
8072	Dental laboratories	18	4 217	1 917	515	99
808	Home health care services	17	10 818	5 516	1 001	455
809	Miscellaneous health and allied services, n.e.c.	22	(D)	(D)	(D)	CC
8092	Kidney dialysis centers	1	(D)	(D)	(D)	BB
8093	Specialty outpatient facilities, n.e.c.	11	10 700	3 387	686	108
8099	Health and allied services, n.e.c.	10	(D)	(D)	(D)	BB
81	Legal services	370	161 082	55 229	12 302	1 808
823, 4, 9	Selected educational services	44	8 399	3 013	872	289
823	Libraries	—	—	—	—	—
824	Vocational schools	12	2 725	1 168	355	80
829	Schools and educational services, n.e.c.	32	5 674	1 845	517	209
83	Social services	148	32 143	15 377	3 589	1 219
835	Child day care services	102	13 244	6 697	1 635	641
832, 3, 6, 9	Other social services	46	18 899	8 680	1 954	578
87 ex. 8733	Engineering, accounting, research, management, and related services (except noncommercial research organizations)	460	240 767	103 254	24 047	3 514
871	Engineering, architectural, and surveying services	154	70 855	26 635	5 988	755
8711	Engineering services	103	56 852	20 763	4 722	541
8712	Architectural services	27	7 139	2 244	486	76
8713	Surveying services	24	6 864	3 628	780	138
872	Accounting, auditing, and bookkeeping services	157	69 997	31 677	7 990	1 336
873 ex. 8733	Research, development, and testing services (except noncommercial research organizations)	31	29 718	12 784	2 899	464
8731	Commercial physical and biological research	8	7 607	3 642	810	84
8732	Commercial economic, sociological, and educational research	4	1 672	704	162	40
8734	Testing laboratories	19	20 439	8 438	1 927	340
874	Management and public relations services	118	70 197	32 158	7 170	959
8741	Management services	33	31 687	14 300	3 511	618
8742	Management consulting services	66	31 200	16 104	3 273	267
8743	Public relations services	4	2 030	303	65	13
8744	Facilities support management services	—	—	—	—	—
8748	Business consulting services, n.e.c.	15	5 280	1 451	321	61
89	Services, n.e.c.	37	18 097	5 588	1 797	206

Table 7a. Summary Statistics for Firms Subject to Federal Income Tax for Metropolitan Areas: 1992

[Includes only establishments with payroll. For meaning of abbreviations and symbols, see introductory text. For explanation of terms and comparability of 1987 and 1992 censuses, see appendix A. For definitions of CMSA's, MSA's, and PMSA's, see appendix D]

SIC code	Geographic area and kind of business or operation	Establishments (number)	Receipts (\$1,000)	Annual payroll (\$1,000)	First-quarter payroll (\$1,000)	Paid employees for pay period including March 12 (number)
BARNSTABLE-YARMOUTH, MA MSA						
	Total	1 382	591 259	208 484	43 800	10 022
70 ex. 704	Hotels, rooming houses, camps, and other lodging places (except membership lodging)	175	128 646	35 221	5 514	2 056
7011	Hotels and motels	164	122 068	33 379	5 260	2 007
7011 pt.	Hotels	62	88 845	24 925	4 106	1 372
7011 pt.	Motels, motor hotels, and tourist courts	102	33 223	8 454	1 154	635
702, 3	Other lodging places	11	6 578	1 842	254	49
72	Personal services	170	31 534	10 381	2 193	844
721	Laundry, cleaning, and garment services	34	9 765	3 432	666	217
7211	Power laundries, family and commercial*	—	—	—	—	—
7213	Linen supply*	4	(D)	(D)	(D)	BB
7215	Coin-operated laundries and drycleaning	11	1 733	435	93	42
7216	Drycleaning plants, except rug cleaning*	12	2 994	991	207	72
7217	Carpet and upholstery cleaning	2	(D)	(D)	(D)	AA
7218	Industrial laundriers*	1	(D)	(D)	(D)	BB
7212, 9	Other laundry, cleaning, and garment services*	4	(D)	(D)	(D)	AA
722	Photographic studios, portrait	5	858	140	30	12
723, 4	Beauty and barber shops	96	10 873	3 877	803	364
723	Beauty shops	96	10 873	3 877	803	364
724	Barber shops	—	—	—	—	—
725	Shoe repair shops and shoeshine parlors	1	(D)	(D)	(D)	AA
726	Funeral service and crematories	9	(D)	(D)	(D)	BB
729	Miscellaneous personal services	25	(D)	(D)	(D)	CC
73	Business services	167	91 385	32 209	6 802	1 571
731	Advertising	12	3 235	1 095	214	57
732	Consumer credit reporting agencies, mercantile reporting agencies, and adjustment and collection agencies	8	1 475	737	166	47
733	Mailing, reproduction, commercial art and photography, and stenographic services	13	1 844	398	95	27
734	Services to dwellings and other buildings	37	9 395	3 900	845	334
735	Miscellaneous equipment rental and leasing	15	6 979	1 682	344	68
736	Personnel supply services	7	3 468	2 325	475	299
737	Computer programming, data processing, and other computer related services	25	45 421	17 699	3 722	497
7371, 2, 3	Computer programming, prepackaged software, and integrated systems	12	(D)	(D)	(D)	EE
7374, 5, 6	Data processing services	6	(D)	(D)	(D)	CC
7377, 8, 9	Computer rental and leasing, maintenance, and related services, n.e.c.	7	(D)	(D)	(D)	BB
738	Miscellaneous business services	50	19 568	4 373	941	242
75	Automotive repair, services, and parking	79	25 227	6 236	1 492	287
751	Automotive rental and leasing, without drivers	3	(D)	(D)	(D)	AA
752	Automobile parking	3	(D)	(D)	(D)	AA
753	Automotive repair shops	64	22 028	5 658	1 360	230
7532	Top, body, and upholstery repair shops and paint shops	20	7 485	2 482	618	91
7538	General automotive repair shops	33	10 134	2 089	501	99
7533, 4, 6, 7, 9	Other automotive repair shops	11	4 409	1 087	241	40
754	Automotive services, except repair	9	(D)	(D)	(D)	BB
76	Miscellaneous repair services	45	16 580	5 062	1 145	207
762	Electrical repair shops	11	6 599	2 585	613	97
7622	Radio and television repair shops	2	(D)	(D)	(D)	AA
7623, 9	Other electrical and electronic repair shops	9	(D)	(D)	(D)	BB
763	Watch, clock, and jewelry repair	3	(D)	(D)	(D)	AA
764	Reupholstery and furniture repair	8	1 075	427	110	26
769	Miscellaneous repair and related services	23	(D)	(D)	(D)	BB
78, 79, 84	Amusement and recreation services, including motion pictures and museums	97	28 727	7 491	1 241	519
781, 2	Motion picture production, distribution, and services	3	(D)	(D)	(D)	AA
783	Motion picture theaters	7	(D)	(D)	(D)	BB
784	Video tape rental	18	2 750	479	110	54
792	Theatrical producers (except motion picture), bands, orchestras, and entertainers	2	(D)	(D)	(D)	AA
793	Bowling centers	4	1 153	384	82	25
79 ex. 792, 3, 84	Commercial sports and other amusement and recreation services, including museums	63	15 545	4 783	832	342
80	Health services	306	183 223	81 337	18 101	3 263
801	Offices and clinics of doctors of medicine	104	57 825	25 831	5 093	550
802	Offices and clinics of dentists	88	27 044	8 946	2 102	388
803	Offices and clinics of doctors of osteopathy	2	(D)	(D)	(D)	AA
804	Offices and clinics of other health practitioners	60	19 045	6 391	1 372	227
805	Nursing and personal care facilities	14	60 866	31 134	7 616	1 395
806	Hospitals	—	—	—	—	—
807, 8, 9	Other health services	38	(D)	(D)	(D)	FF
81	Legal services	134	39 043	12 607	2 848	450
823, 4, 9	Selected educational services	10	2 027	508	116	40

MA-92 MASSACHUSETTS

SERVICE INDUSTRIES—GEOGRAPHIC AREA SERIES

Table 7a. Summary Statistics for Firms Subject to Federal Income Tax for Metropolitan Areas: 1992—Con.

[Includes only establishments with payroll. For meaning of abbreviations and symbols, see introductory text. For explanation of terms and comparability of 1987 and 1992 censuses, see appendix A. For definitions of CMSA's, MSA's, and PMSA's, see appendix D]

SIC code	Geographic area and kind of business or operation	Establishments (number)	Receipts (\$1,000)	Annual payroll (\$1,000)	First-quarter payroll (\$1,000)	Paid employees for pay period including March 12 (number)
BARNSTABLE-YARMOUTH, MA MSA—Con.						
83	Social services	31	4 912	2 306	548	203
835	Child day care services	26	2 769	1 529	357	147
832, 3, 6, 9	Other social services	5	2 143	777	191	56
87 ex. 8733	Engineering, accounting, research, management, and related services (except noncommercial research organizations)	155	37 832	14 226	3 619	564
871	Engineering, architectural, and surveying services	46	13 773	5 814	1 301	180
872	Accounting, auditing, and bookkeeping services	53	9 932	3 757	814	133
873 ex. 8733	Research, development, and testing services (except noncommercial research organizations)	6	1 156	348	88	12
874	Management and public relations services	50	12 971	4 307	1 416	239
89	Services, n.e.c.	13	2 123	900	181	18
BOSTON-WORCESTER-LAWRENCE, MA-NH-ME-CT CMSA						
	Total	43 733	38 229 549	14 872 391	3 412 119	523 959
70 ex. 704	Hotels, rooming houses, camps, and other lodging places (except membership lodging)	619	1 328 554	384 342	86 448	25 351
	Hotels and motels	503	1 297 665	377 140	85 337	24 930
7011 pt.	Hotels	258	1 152 577	338 793	78 049	21 845
7011 pt.	Hotels, 25 guestrooms or more	211	1 144 740	337 010	77 707	21 646
7011 pt.	Hotels, less than 25 guestrooms	47	7 837	1 783	342	199
7011 pt.	Motels, motor hotels, and tourist courts	245	145 088	38 347	7 288	3 085
7011 pt.	Motels, tourist courts	192	90 835	23 630	4 038	1 786
7011 pt.	Motor hotels	53	54 253	14 717	3 250	1 299
	Other lodging places	116	30 899	7 202	1 111	421
702, 3	Rooming and boarding houses	44	8 242	2 237	504	205
703	Camps and recreational vehicle parks	72	22 647	4 965	607	216
7032	Sporting and recreational camps	20	4 923	1 291	140	52
7033	Recreational vehicle parks and campsites	52	17 724	3 674	467	164
72	Personal services	5 089	1 108 843	380 442	90 245	30 247
721	Laundry, cleaning, and garment services	1 300	418 045	137 987	32 419	9 385
7211	Power laundries, family and commercial*	43	33 673	14 110	3 392	952
7213	Linen supply*	28	55 823	20 763	4 799	956
7215	Coin-operated laundries and drycleaning	327	67 211	14 419	3 283	1 185
7215 pt.	Coin-operated laundries and drycleaning stores	317	(D)	(D)	(D)	GG
7215 pt.	Coin-operated laundry routes	10	(D)	(D)	(D)	CC
7216	Drycleaning plants, except rug cleaning*	570	130 730	48 594	11 462	4 062
7217	Carpet and upholstery cleaning	128	25 899	7 622	1 754	547
7218	Industrial laundries*	28	68 965	20 702	4 941	923
7212, 9	Other laundry, cleaning, and garment services*	176	35 744	11 777	2 788	760
7212	Garment pressing, and agents for laundries and drycleaners	98	18 113	4 551	1 010	357
7219	Laundry and garment services, n.e.c.*	78	17 631	7 226	1 778	403
722	Photographic studios, portrait	197	(D)	(D)	(D)	FF
723, 4	Beauty and barber shops	2 636	327 273	139 228	32 699	11 812
723	Beauty shops	2 517	317 404	134 773	31 670	11 479
724	Barber shops	119	9 869	4 455	1 029	333
725	Shoe repair shops and shoeshine parlors	36	(D)	(D)	(D)	CC
726	Funeral service and crematories	387	169 251	42 525	9 219	1 413
729	Miscellaneous personal services	533	141 316	46 769	12 835	6 540
7291	Tax return preparation services	113	27 356	13 647	5 442	3 347
7299	Miscellaneous personal services, n.e.c.	420	113 960	33 122	7 393	3 193
7299 pt.	Massage parlors, tanning salons, and saunas	78	7 916	2 231	542	284
7299 pt.	Other personal services	342	106 044	30 891	6 851	2 909
7299 pt.	Diet and weight reducing services	181	57 072	16 989	3 652	1 901
7299 pt.	Formal wear rental	48	14 914	3 867	841	241
7299 pt.	Other personal services, n.e.c.	113	34 058	10 035	2 358	767
73	Business services	8 104	11 689 875	4 604 812	1 073 891	175 040
731	Advertising	471	468 566	186 888	38 213	3 867
7311	Advertising agencies	376	387 158	163 398	33 020	3 140
7312	Outdoor advertising services	11	25 943	4 600	1 033	124
7313	Radio, television, publishers' advertising representatives	43	34 122	11 760	2 524	290
7313 pt.	Radio, television advertising representatives	22	(D)	(D)	(D)	CC
7313 pt.	Publishers' advertising representatives	21	(D)	(D)	(D)	CC
7319	Advertising, n.e.c.	41	21 343	7 130	1 636	313
732	Consumer credit reporting agencies, mercantile reporting agencies, and adjustment and collection agencies	137	115 208	46 349	11 637	2 002
7322	Adjustment and collection services	113	84 798	38 015	9 637	1 689
7323	Credit reporting services	24	30 410	8 334	2 000	313
733	Mailing, reproduction, commercial art and photography, and stenographic services	842	483 346	151 845	36 029	6 075
7331	Direct mail advertising services	104	156 816	51 535	12 221	2 088
7331 pt.	Mailing list compilers, brokers, and managers	22	26 919	8 068	1 714	335
7331 pt.	Direct mail advertising services, except mailing list services	82	129 897	43 467	10 507	1 753
7334	Photocopying and duplicating services	124	99 261	31 148	7 663	1 459
7334 pt.	Blueprinting and photocopying services	118	(D)	(D)	(D)	GG
7334 pt.	Duplicating services, except printing and photocopying	6	(D)	(D)	(D)	BB
7335, 6	Commercial photography, art, and graphics	467	183 976	54 244	12 626	1 757
7335	Commercial photography	122	30 243	8 312	1 845	313
7336	Commercial art and graphic design	345	153 733	45 932	10 781	1 444
7336 pt.	Commercial art	50	12 683	4 715	1 288	142
7336 pt.	Graphic arts and related design	295	141 050	41 217	9 493	1 302
7338	Secretarial and court reporting services	147	43 293	14 918	3 519	771

Table 7a. Summary Statistics for Firms Subject to Federal Income Tax for Metropolitan Areas: 1992 — Con.

[Includes only establishments with payroll. For meaning of abbreviations and symbols, see introductory text. For explanation of terms and comparability of 1987 and 1992 censuses, see appendix A. For definitions of CMSA's, MSA's, and PMSA's, see appendix D]

SIC code	Geographic area and kind of business or operation	Establishments (number)	Receipts (\$1,000)	Annual payroll (\$1,000)	First-quarter payroll (\$1,000)	Paid employees for pay period including March 12 (number)
BOSTON-WORCESTER-LAWRENCE, MA-NH-ME-CT CMSA—Con.						
73	Business services—Con.					
734	Services to dwellings and other buildings	1 283	518 429	280 543	66 382	23 560
7342	Disinfecting and pest control services	130	42 351	18 761	3 791	688
7349	Building cleaning and maintenance services, n.e.c.	1 153	476 078	261 782	62 591	22 872
735	Miscellaneous equipment rental and leasing	463	586 685	115 193	26 778	5 753
7352	Medical equipment rental and leasing	54	72 550	12 977	2 930	434
7353	Heavy construction equipment rental and leasing	107	84 922	24 496	5 300	669
7353 pt.	Rental and leasing of heavy construction equipment without operators	48	43 220	9 598	2 247	285
7353 pt.	Rental and leasing of heavy construction equipment with operators	59	41 702	14 898	3 053	384
7359	Equipment rental and leasing, n.e.c.	302	429 213	77 720	18 548	4 650
7359 pt.	Equipment rental	257	257 499	65 473	15 839	4 232
7359 pt.	Rent-to-own	47	29 379	5 042	1 194	241
7359 pt.	Equipment rental, except rent-to-own	210	228 120	60 431	14 645	3 991
7359 pt.	Equipment leasing, except finance leasing	45	171 714	12 247	2 709	418
736	Personnel supply services	917	1 364 614	951 044	216 038	55 154
7361	Employment agencies	366	172 379	96 166	21 791	5 231
7363	Help supply services	551	1 192 235	854 878	194 247	49 923
7363 pt.	Temporary help supply	481	880 445	624 864	143 852	39 857
7363 pt.	Help supply, except temporary	70	311 790	230 014	50 395	10 066
7363 pt.	Employee leasing	45	284 999	214 815	46 682	9 468
7363 pt.	Other help supply services	25	26 791	15 199	3 713	598
737	Computer programming, data processing, and other computer related services	2 378	6 755 835	2 307 354	548 713	49 359
7371, 2, 3	Computer programming, prepackaged software, and integrated systems	1 583	4 528 013	1 580 135	377 547	31 125
7371	Computer programming services	949	1 328 662	563 622	138 090	11 436
7372	Prepackaged software	462	2 442 204	767 901	182 840	14 764
7373	Computer integrated systems	172	757 147	248 612	56 617	4 925
7374, 5, 6	Data processing services	267	1 104 222	317 295	75 148	9 372
7374, 5	Computer processing, information retrieval	253	1 071 326	303 729	71 955	9 042
7374	Computer processing and data preparation and processing services	211	912 872	263 684	63 355	8 145
7375	Information retrieval services	42	158 454	40 045	8 600	897
7376	Computer facilities management services	14	32 896	13 566	3 193	330
7377, 8, 9	Computer rental and leasing, maintenance, and related services, n.e.c.	528	1 123 600	409 924	96 018	8 862
7377	Computer rental and leasing	32	120 772	15 985	3 362	360
7378	Computer maintenance and repair	160	772 558	295 355	70 589	6 496
7379	Computer related services, n.e.c.	336	230 270	98 584	22 067	2 006
7379 pt.	Computer consultants	278	185 292	82 931	19 138	1 673
7379 pt.	Miscellaneous computer services, n.e.c.	58	44 978	15 653	2 929	333
738	Miscellaneous business services	1 613	1 397 192	565 596	130 101	29 270
7381, 2	Detective agencies and protective services	349	378 124	215 795	53 062	15 656
7381	Detective, guard, and armored car services	272	295 018	186 335	45 899	14 411
7381 pt.	Detective agencies and guard services	255	271 253	175 331	43 136	13 859
7381 pt.	Armored car services	17	23 765	11 004	2 763	552
7382	Security systems services	77	83 106	29 460	7 163	1 245
7383	News syndicates	17	16 853	4 407	1 003	118
7384	Photofinishing laboratories*	207	82 240	22 118	5 232	1 211
7384 pt.	Photofinishing laboratories, except "one-hour" (mini) labs*	94	58 312	16 237	3 904	745
7384 pt.	One-hour (mini) photofinishing*	113	23 928	5 881	1 328	466
7389	Business services, n.e.c.	1 040	919 975	323 276	70 804	12 285
7389 pt.	Sign painting shops	61	10 768	2 996	683	167
7389 pt.	Interior designing	105	35 411	9 019	2 339	299
7389 pt.	Telephone answering services	92	25 903	12 175	2 745	1 076
7389 pt.	Other business services	782	847 893	299 086	65 037	10 743
7389 pt.	Water softening and conditioning services	8	4 045	1 386	368	42
7389 pt.	Packaging and labeling services	40	(D)	(D)	(D)	EE
7389 pt.	Trading stamp services	3	(D)	(D)	(D)	BB
7389 pt.	Miscellaneous business services	731	785 336	286 118	62 712	10 308
7389 pt.	Convention and trade show services	67	191 310	61 009	13 093	1 355
7389 pt.	Private mail centers	45	13 497	3 333	744	225
7389 pt.	Miscellaneous business services, n.e.c.	619	580 529	221 776	48 875	8 728
75	Automotive repair, services, and parking	3 721	1 816 195	379 649	90 585	18 119
751	Automotive rental and leasing, without drivers	261	640 689	81 221	19 443	3 530
7513	Truck rental and leasing, without drivers	101	221 027	30 907	7 479	1 013
7513 pt.	Truck rental, without drivers	61	(D)	(D)	(D)	FF
7513 pt.	Truck leasing, except finance leasing	40	(D)	(D)	(D)	EE
7514, 5	Passenger car rental and leasing	154	418 133	50 111	11 916	2 506
7514	Passenger car rental	125	281 978	39 453	9 015	2 007
7515	Passenger car leasing	29	136 155	10 658	2 901	499
7519	Utility trailer and recreational vehicle rental	6	1 529	203	48	11
752	Automobile parking	260	(D)	(D)	(D)	GG
7521 pt.	Parking lots	181	57 125	11 288	2 476	836
7521 pt.	Parking structures	79	(D)	(D)	(D)	FF
753	Automotive repair shops	2 794	941 362	239 869	57 156	10 748
7532	Top, body, and upholstery repair shops and paint shops	921	(D)	(D)	(D)	HH
7532 pt.	Top and body repair shops	893	304 749	85 456	21 051	3 895
7532 pt.	Paint shops	28	(D)	(D)	(D)	CC
7538	General automotive repair shops	1 321	406 635	95 580	22 678	4 428
7538 pt.	General automotive repair shops, except diesel	1 229	371 866	85 641	20 435	4 036
7538 pt.	Diesel repair shops	92	34 769	9 939	2 243	392

Table 7a. Summary Statistics for Firms Subject to Federal Income Tax for Metropolitan Areas: 1992 — Con.

[Includes only establishments with payroll. For meaning of abbreviations and symbols, see introductory text. For explanation of terms and comparability of 1987 and 1992 censuses, see appendix A. For definitions of CMSA's, MSA's, and PMSA's, see appendix D]

SIC code	Geographic area and kind of business or operation	Establishments (number)	Receipts (\$1,000)	Annual payroll (\$1,000)	First-quarter payroll (\$1,000)	Paid employees for pay period including March 12 (number)
BOSTON—WORCESTER—LAWRENCE, MA—NH—ME—CT CMSA—Con.						
75	Automotive repair, services, and parking —Con.					
753	Automotive repair shops —Con.					
7533, 4, 6, 7, 9	Other automotive repair shops -----	552	(D)	(D)	(D)	GG
7533	Automotive exhaust system repair shops -----	101	54 206	12 730	2 829	537
7534	Tire retreading and repair shops -----	20	(D)	(D)	(D)	BB
7536	Automotive glass replacement shops -----	159	57 850	15 160	3 544	591
7537	Automotive transmission repair shops -----	102	29 325	9 755	2 371	432
7539	Automotive repair shops, n.e.c. -----	170	68 030	16 379	3 648	659
7539 pt.	Radiator repair -----	46	12 479	2 601	576	129
7539 pt.	Brake, front end, and wheel alignment -----	59	35 398	8 717	1 960	303
7539 pt.	Automotive electrical and fuel system services -----	46	10 140	3 188	665	140
7539 pt.	Carburetor repair shops -----	19	4 790	1 411	291	61
7539 pt.	Automotive electrical repair shops -----	27	5 350	1 777	374	79
7539 pt.	Other automotive repair shops, n.e.c. -----	19	10 013	1 873	447	87
754	Automotive services, except repair -----	406	(D)	(D)	(D)	GG
7542	Carwashes -----	205	(D)	(D)	(D)	GG
7549	Automotive services, except repair and carwashes -----	201	83 383	20 920	4 867	1 222
7549 pt.	Lubrication shops -----	84	42 161	10 709	2 424	694
7549 pt.	Other automotive services -----	117	41 222	10 211	2 443	528
7549 pt.	Towing services -----	94	31 440	6 787	1 663	405
7549 pt.	Other automotive services, n.e.c. -----	23	9 782	3 424	780	123
76	Miscellaneous repair services -----	1 397	644 348	200 877	48 607	7 620
762	Electrical repair shops -----	398	(D)	(D)	(D)	HH
7622	Radio and television repair shops -----	101	(D)	(D)	(D)	EE
7623, 9	Other electrical and electronic repair shops -----	297	186 576	71 258	17 993	2 506
7623	Refrigeration and air-conditioning service and repair shops -----	63	36 754	11 099	2 679	354
7629	Electrical and electronic repair shops, n.e.c. -----	234	149 822	60 159	15 314	2 152
763	Watch, clock, and jewelry repair -----	45	(D)	(D)	(D)	CC
764	Reupholstery and furniture repair -----	121	(D)	(D)	(D)	EE
769	Miscellaneous repair and related services -----	833	373 195	109 122	25 630	4 157
7692	Welding repair -----	74	18 468	4 585	1 075	197
7694	Armature rewinding shops -----	40	28 121	8 414	2 045	312
7699	Repair shops and related services, n.e.c. -----	719	326 606	96 123	22 510	3 648
7699 pt.	Farm machinery and equipment repair -----	10	1 471	395	103	23
7699 pt.	Lawnmower and other small gasoline engine repair -----	35	11 662	3 436	723	136
7699 pt.	Sewer and septic tank cleaning services -----	81	25 611	7 846	1 695	324
7699 pt.	Other repair and related services, n.e.c. -----	593	287 862	84 446	19 989	3 165
78, 79, 84	Amusement and recreation services, including motion pictures and museums -----	2 350	1 539 695	451 379	91 590	24 202
781, 2	Motion picture production, distribution, and services -----	194	327 540	47 406	11 681	1 440
7812 pt.	Motion picture production, except for television -----	80	55 977	20 250	4 882	569
7812 pt.	Motion picture and tape production for television -----	41	(D)	(D)	(D)	EE
7819	Services allied to motion picture production -----	41	(D)	(D)	(D)	EE
7822 pt.	Motion picture film and tape distributors -----	22	(D)	(D)	(D)	CC
7822 pt.	Motion picture film exchanges -----	15	(D)	(D)	(D)	CC
7822 pt.	Video tape wholesalers -----	7	(D)	(D)	(D)	BB
7822 pt.	Film and tape distribution for television -----	1	(D)	(D)	(D)	AA
7829	Services allied to motion picture distribution -----	9	(D)	(D)	(D)	BB
783	Motion picture theaters -----	116	137 495	18 296	4 410	2 099
7832	Motion picture theaters, except drive-in -----	110	136 394	18 077	4 382	2 069
7833	Drive-in motion picture theaters -----	6	1 101	219	28	30
784	Video tape rental -----	518	(D)	(D)	(D)	HH
792	Theatrical producers (except motion picture), bands, orchestras, and entertainers -----	133	(D)	(D)	(D)	GG
7922	Theatrical producers (except motion picture) and miscellaneous theatrical services -----	87	86 907	17 328	2 899	851
7922 pt.	Producers of live theatrical productions -----	19	(D)	(D)	(D)	CC
7922 pt.	Producers of radio and television shows, except tape producers -----	3	(D)	(D)	(D)	BB
7922 pt.	Artists' and entertainers' managers or agents, concert bureaus, booking agents -----	37	40 741	8 284	1 392	150
7922 pt.	Other theatrical services -----	28	29 451	4 439	676	545
7929	Bands, orchestras, actors, and other entertainers and entertainment groups -----	46	(D)	(D)	(D)	CC
7929 pt.	Dance groups and artists -----	3	195	46	12	4
7929 pt.	Symphony orchestras, opera companies, and chamber music organizations -----	2	(D)	(D)	(D)	AA
7929 pt.	Other music and entertainment presentations -----	41	(D)	(D)	(D)	CC
7929 pt.	Other music groups and artists -----	19	(D)	(D)	(D)	BB
7929 pt.	Other entertainers and entertainment groups -----	22	(D)	(D)	(D)	BB
793	Bowling centers -----	101	(D)	(D)	(D)	GG
79 ex. 792, 3, 84	Commercial sports and other amusement and recreation services, including museums -----	1 288	799 668	325 858	62 869	15 646
794	Commercial sports -----	71	247 331	165 620	32 354	2 571
7941	Professional sports clubs, managers, promoters -----	20	(D)	(D)	(D)	FF
7941 pt.	Baseball clubs -----	1	(D)	(D)	(D)	CC
7941 pt.	Football clubs -----	1	(D)	(D)	(D)	CC
7941 pt.	Other professional sports clubs -----	3	(D)	(D)	(D)	CC
7941 pt.	Managers and promoters -----	15	(D)	(D)	(D)	EE
7948	Racing, including track operation -----	51	(D)	(D)	(D)	GG
7948 pt.	Auto racetrack operation -----	5	3 941	523	35	9
7948 pt.	Horse racetrack operation -----	4	(D)	(D)	(D)	FF
7948 pt.	Dog racetrack operation -----	4	61 565	13 489	3 109	797
7948 pt.	Racing stables and racing, n.e.c. -----	38	(D)	(D)	(D)	CC

Table 7a. Summary Statistics for Firms Subject to Federal Income Tax for Metropolitan Areas: 1992—Con.

[Includes only establishments with payroll. For meaning of abbreviations and symbols, see introductory text. For explanation of terms and comparability of 1987 and 1992 censuses, see appendix A. For definitions of CMSA's, MSA's, and PMSA's, see appendix D]

SIC code	Geographic area and kind of business or operation	Establishments (number)	Receipts (\$1,000)	Annual payroll (\$1,000)	First-quarter payroll (\$1,000)	Paid employees for pay period including March 12 (number)
BOSTON-WORCESTER-LAWRENCE, MA-NH-ME-CT CMSA—Con.						
78, 79, 84	Amusement and recreation services, including motion pictures and museums—Con.					
79 ex. 792, 3; 84	Commercial sports and other amusement and recreation services, including museums—Con.					
79 ex. 792, 3, 4; 84	Other amusement and recreation services, including museums	1 217	552 337	160 238	30 515	13 075
791	Dance studios, schools, and halls	117	16 530	4 925	1 278	530
7991	Physical fitness facilities	284	119 372	33 908	8 352	4 102
7991 pt.	Physical fitness centers, except gymnasiums and athletic clubs	229	90 837	25 469	6 194	3 010
7991 pt.	Gymnasiums and athletic clubs	55	28 535	8 439	2 158	1 092
7992	Public golf courses	70	50 048	15 769	2 033	593
7993	Coin-operated amusement devices	78	34 417	8 385	1 671	547
7996	Amusement parks	13	23 762	9 840	651	378
7997	Membership sports and recreation clubs	185	141 010	45 630	8 141	3 367
7999, 84	Amusement and recreation services, including museums, n.e.c.	470	167 198	41 781	8 389	3 558
7999 pt.	Concession operators of amusement devices and rides	18	(D)	(D)	(D)	CC
7999 pt.	Carnivals, circuses, and fairs	10	(D)	(D)	(D)	BB
7999 pt.	Carnivals and circuses	6	(D)	(D)	(D)	BB
7999 pt.	Fairs	4	(D)	(D)	(D)	AA
7999 pt., 84	Other recreation and amusements, including museums	442	150 250	38 859	7 898	3 330
84	Museums, art galleries, and botanical and zoological gardens	17	7 010	2 254	233	89
841	Museums and art galleries	11	(D)	(D)	(D)	BB
842	Arboreta and botanical or zoological gardens	6	(D)	(D)	(D)	AA
7999 pt.	Roller skating rinks	17	4 983	1 506	377	215
7999 pt.	Ice skating rinks	13	8 619	2 154	524	148
7999 pt.	Other amusement and recreation services, n.e.c.	395	129 638	32 945	6 764	2 878
80	Health services	9 768	7 070 978	3 255 550	733 509	115 133
801	Offices and clinics of doctors of medicine	4 184	2 868 439	1 452 748	309 832	28 833
8011 pt.	Offices of doctors of medicine	4 094	2 784 234	1 409 556	299 654	27 980
8011 pt.	General medical clinics	90	84 205	43 192	10 178	853
802	Offices and clinics of dentists	2 717	922 888	341 472	77 674	14 516
8021 pt.	Offices of dentists	2 707	(D)	(D)	(D)	JJ
8021 pt.	Dental clinics	10	(D)	(D)	(D)	BB
803	Offices and clinics of doctors of osteopathy	35	11 030	4 633	1 018	149
8031 pt.	Offices of osteopathic physicians	35	11 030	4 633	1 018	149
8031 pt.	Osteopathic clinics	—	—	—	—	—
804	Offices and clinics of other health practitioners	1 543	431 994	145 359	31 800	6 071
8041	Offices and clinics of chiropractors	517	145 061	42 629	9 324	1 774
8042	Offices and clinics of optometrists	325	89 236	25 131	5 810	1 214
8043	Offices and clinics of podiatrists	186	40 066	11 959	2 700	549
8049	Offices and clinics of health practitioners, n.e.c.	515	157 631	65 640	13 966	2 534
805	Nursing and personal care facilities	481	1 439 395	754 877	184 286	40 904
8051	Skilled nursing care facilities	313	1 209 070	633 876	154 524	33 261
8052	Intermediate care facilities	118	186 776	102 485	25 095	6 251
8059	Nursing and personal care facilities, n.e.c.	50	43 549	18 516	4 667	1 392
806	Hospitals	25	415 499	192 059	45 590	7 220
8062	General medical and surgical hospitals	4	105 703	38 176	8 774	1 677
8063, 9	Specialty hospitals	21	309 796	153 883	36 816	5 543
8063	Psychiatric hospitals	12	124 691	54 436	12 600	2 168
8069	Specialty hospitals, except psychiatric	9	185 105	99 447	24 216	3 375
807, 8, 9	Other health services	783	981 733	364 402	83 309	17 440
807	Medical and dental laboratories	354	467 251	157 360	37 126	5 411
8071	Medical laboratories	217	431 594	141 833	33 424	4 717
8072	Dental laboratories	137	35 657	15 527	3 702	694
808	Home health care services	159	268 282	120 840	26 116	9 008
809	Miscellaneous health and allied services, n.e.c.	270	246 200	86 202	20 067	3 021
8092	Kidney dialysis centers	16	(D)	(D)	(D)	EE
8093	Specialty outpatient facilities, n.e.c.	167	150 654	55 778	13 168	2 079
8099	Health and allied services, n.e.c.	87	(D)	(D)	(D)	FF
81	Legal services	4 046	3 207 343	1 175 539	253 486	27 191
823, 4, 9	Selected educational services	432	239 221	68 481	15 638	3 394
823	Libraries	—	—	—	—	—
824	Vocational schools	116	70 104	25 570	6 480	1 017
8243	Data processing schools	49	35 383	11 692	3 003	379
8244	Business and secretarial schools	17	9 211	3 015	750	163
8249	Vocational schools, n.e.c.	50	25 510	10 863	2 727	475
829	Schools and educational services, n.e.c.	316	169 117	42 911	9 158	2 377
83	Social services	1 246	308 373	147 527	34 292	11 281
835	Child day care services	840	127 804	65 271	15 762	6 044
832, 3, 6, 9	Other social services	406	180 569	82 256	18 530	5 237
832	Individual and family social services	144	56 548	28 695	6 181	1 907
833	Job training and vocational rehabilitation services	44	38 561	17 965	4 006	919
836	Residential care	169	65 546	30 455	7 107	2 184
839	Social services, n.e.c.	49	19 914	5 141	1 236	227

Table 7a. Summary Statistics for Firms Subject to Federal Income Tax for Metropolitan Areas: 1992—Con.

[Includes only establishments with payroll. For meaning of abbreviations and symbols, see introductory text. For explanation of terms and comparability of 1987 and 1992 censuses, see appendix A. For definitions of CMSA's, MSA's, and PMSA's, see appendix D]

SIC code	Geographic area and kind of business or operation	Establishments (number)	Receipts (\$1,000)	Annual payroll (\$1,000)	First-quarter payroll (\$1,000)	Paid employees for pay period including March 12 (number)
BOSTON-WORCESTER-LAWRENCE, MA-NH-ME-CT CMSA—Con.						
87 ex. 8733	Engineering, accounting, research, management, and related services (except noncommercial research organizations) -----	6 564	9 034 943	3 721 863	870 278	83 695
871	Engineering, architectural, and surveying services -----	1 989	4 042 875	1 613 853	384 301	35 149
8711	Engineering services -----	1 264	3 444 345	1 377 439	330 031	28 815
8712	Architectural services -----	530	540 265	206 838	48 081	5 197
8713	Surveying services -----	195	58 265	29 576	6 189	1 137
872	Accounting, auditing, and bookkeeping services -----	1 689	1 097 931	457 224	108 131	13 982
873 ex. 8733	Research, development, and testing services (except noncommercial research organizations) -----	552	1 289 849	518 364	117 889	12 636
8731	Commercial physical and biological research -----	257	776 350	312 656	68 426	5 972
8731 pt.	Commercial physical research -----	145	155 886	34 142	2 909	2 909
8731 pt.	Commercial medical and biological research -----	112	455 046	156 770	34 284	3 063
8732	Commercial economic, sociological, and educational research -----	173	329 730	127 940	30 122	4 030
8734	Testing laboratories -----	122	183 769	77 768	19 341	2 634
874	Management and public relations services -----	2 334	2 604 288	1 132 422	259 957	21 928
8741	Management services -----	523	660 620	261 714	63 158	6 889
8742	Management consulting services -----	1 331	1 578 919	733 198	167 506	11 667
8743	Public relations services -----	133	87 801	33 700	7 433	778
8744	Facilities support management services -----	18	15 854	5 636	1 031	166
8748	Business consulting services, n.e.c. -----	329	261 094	98 174	20 829	2 428
89	Services, n.e.c. -----	397	241 181	101 930	23 550	2 686
8999 pt.	Scientific and related consulting services, except environmental -----	101	77 424	32 092	7 684	716
8999 pt.	Other services -----	296	163 757	69 838	15 866	1 970
8999 pt.	Environmental consulting -----	123	121 305	53 306	12 071	1 481
8999 pt.	Authors, composers, and other arts-related services -----	57	11 728	3 780	861	104
8999 pt.	Other services, n.e.c. -----	116	30 724	12 752	2 934	385
Boston, MA-NH PMSA						
Total -----		28 643	29 450 676	11 406 870	2 625 546	373 169
70 ex. 704	Hotels, rooming houses, camps, and other lodging places (except membership lodging) -----	328	1 075 242	318 976	71 795	19 700
7011	Hotels and motels -----	273	1 060 272	315 361	71 229	19 542
7011 pt.	Hotels -----	154	969 887	290 757	66 760	17 712
7011 pt.	Hotels, 25 guestrooms or more -----	129	964 815	289 614	66 501	17 555
7011 pt.	Hotels, less than 25 guestrooms -----	25	5 072	1 143	259	157
7011 pt.	Motels, motor hotels, and tourist courts -----	119	90 385	24 604	4 469	1 830
7011 pt.	Motels, tourist courts -----	97	62 423	16 651	2 679	1 168
7011 pt.	Motor hotels -----	22	27 962	7 953	1 790	662
702, 3	Other lodging places -----	55	14 970	3 615	566	158
702	Rooming and boarding houses -----	29	6 099	1 444	303	113
703	Camps and recreational vehicle parks -----	26	8 871	2 171	263	45
7032	Sporting and recreational camps -----	13	3 983	1 120	132	19
7033	Recreational vehicle parks and campsites -----	13	4 888	1 051	131	26
72	Personal services -----	3 191	707 907	243 891	57 813	18 669
721	Laundry, cleaning, and garment services -----	859	254 555	83 889	19 679	5 698
7211	Power laundries, family and commercial* -----	32	20 009	8 987	2 126	594
7213	Linen supply* -----	16	20 046	7 170	1 536	343
7215	Coin-operated laundries and drycleaning -----	193	50 232	10 285	2 379	723
7215 pt.	Coin-operated laundries and drycleaning stores -----	184	(D)	(D)	(D)	FF
7215 pt.	Coin-operated laundry routes -----	9	(D)	(D)	(D)	CC
7216	Drycleaning plants, except rug cleaning* -----	403	93 371	34 692	8 204	2 791
7217	Carpet and upholstery cleaning -----	72	17 976	5 226	1 209	329
7218	Industrial laundries* -----	12	25 741	8 164	2 016	357
7212, 9	Other laundry, cleaning, and garment services* -----	131	27 180	9 345	2 209	561
7212	Garment pressing, and agents for laundries and drycleaners -----	69	11 980	3 026	670	229
7219	Laundry and garment services, n.e.c.* -----	62	15 200	6 319	1 539	332
722	Photographic studios, portrait -----	107	25 116	6 341	1 394	452
723, 4	Beauty and barber shops -----	1 614	217 405	93 638	22 123	7 437
723	Beauty shops -----	1 534	210 910	90 561	21 396	7 227
724	Barber shops -----	80	6 495	3 077	727	210
725	Shoe repair shops and shoeshine parlors -----	28	3 151	1 400	322	83
726	Funeral service and crematories -----	225	106 845	26 881	5 885	854
729	Miscellaneous personal services -----	358	100 835	31 742	8 410	4 145
7291	Tax return preparation services -----	64	16 628	7 700	3 082	1 817
7299	Miscellaneous personal services, n.e.c. -----	294	84 207	24 042	5 328	2 328
7299 pt.	Massage parlors, tanning salons, and saunas -----	52	5 639	1 620	408	201
7299 pt.	Other personal services -----	242	78 568	22 422	4 920	2 127
7299 pt.	Diet and weight reducing services -----	131	39 698	11 473	2 430	1 348
7299 pt.	Formal wear rental -----	30	11 009	2 776	572	168
7299 pt.	Other personal services, n.e.c. -----	81	27 861	8 173	1 918	611

Table 7a. Summary Statistics for Firms Subject to Federal Income Tax for Metropolitan Areas: 1992—Con.

[Includes only establishments with payroll. For meaning of abbreviations and symbols, see introductory text. For explanation of terms and comparability of 1987 and 1992 censuses, see appendix A. For definitions of CMSA's, MSA's, and PMSA's, see appendix D]

SIC code	Geographic area and kind of business or operation	Establishments (number)	Receipts (\$1,000)	Annual payroll (\$1,000)	First-quarter payroll (\$1,000)	Paid employees for pay period including March 12 (number)
BOSTON-WORCESTER-LAWRENCE, MA-NH-ME-CT CMSA—Con.						
Boston, MA-NH PMSA—Con.						
73	Business services -----	5 505	9 362 460	3 646 602	854 192	130 930
731	Advertising -----	361	417 677	171 995	35 059	3 348
7311	Advertising agencies -----	286	349 196	152 591	30 654	2 764
7312	Outdoor advertising services -----	8	(D)	(D)	(D)	CC
7313	Radio, television, publishers' advertising representatives -----	36	25 702	8 782	1 942	200
7313 pt.	Radio, television advertising representatives -----	18	(D)	(D)	(D)	CC
7313 pt.	Publishers' advertising representatives -----	18	(D)	(D)	(D)	BB
7319	Advertising, n.e.c. -----	31	(D)	(D)	(D)	EE
732	Consumer credit reporting agencies, mercantile reporting agencies, and adjustment and collection agencies -----	87	72 942	31 856	8 048	1 397
7322	Adjustment and collection services -----	73	60 203	27 714	7 054	1 258
7323	Credit reporting services -----	14	12 739	4 142	994	139
733	Mailing, reproduction, commercial art and photography, and stenographic services -----	638	415 220	133 348	31 694	5 127
7331	Direct mail advertising services -----	78	132 474	44 882	10 719	1 693
7331 pt.	Mailing list compilers, brokers, and managers -----	17	21 230	7 445	1 595	291
7331 pt.	Direct mail advertising services, except mailing list services -----	61	111 244	37 437	9 124	1 402
7334	Photocopying and duplicating services -----	97	92 017	29 068	7 156	1 326
7334 pt.	Blueprinting and photocopying services -----	92	(D)	(D)	(D)	GG
7334 pt.	Duplicating services, except printing and photocopying -----	5	(D)	(D)	(D)	BB
7335, 6	Commercial photography, art, and graphics -----	361	154 531	46 550	10 794	1 455
7335	Commercial photography -----	88	23 626	6 719	1 505	235
7336	Commercial art and graphic design -----	273	130 905	39 831	9 289	1 220
7336 pt.	Commercial art -----	42	10 641	4 137	1 143	118
7336 pt.	Graphic arts and related design -----	231	120 264	35 694	8 146	1 102
7338	Secretarial and court reporting services -----	102	36 198	12 848	3 025	653
734	Services to dwellings and other buildings -----	799	413 044	229 554	54 631	18 729
7342	Disinfecting and pest control services -----	86	26 758	11 823	2 402	423
7349	Building cleaning and maintenance services, n.e.c. -----	713	386 286	217 731	52 229	18 306
735	Miscellaneous equipment rental and leasing -----	262	456 547	83 343	20 038	4 460
7352	Medical equipment rental and leasing -----	27	49 406	7 556	1 755	217
7353	Heavy construction equipment rental and leasing -----	63	64 113	18 756	4 163	476
7353 pt.	Rental and leasing of heavy construction equipment without operators -----	30	33 175	7 468	1 774	210
7353 pt.	Rental and leasing of heavy construction equipment with operators -----	33	30 938	11 288	2 389	266
7359	Equipment rental and leasing, n.e.c. -----	172	343 028	57 031	14 120	3 767
7359 pt.	Equipment rental -----	143	185 239	47 992	11 989	3 475
7359 pt.	Rent-to-own -----	18	(D)	(D)	(D)	CC
7359 pt.	Equipment rental, except rent-to-own -----	125	(D)	(D)	(D)	HH
7359 pt.	Equipment leasing, except finance leasing -----	29	157 789	9 039	2 131	292
736	Personnel supply services -----	615	938 362	660 408	155 236	34 942
7361	Employment agencies -----	269	126 251	68 621	16 895	4 063
7363	Help supply services -----	346	812 111	591 787	138 341	30 879
7363 pt.	Temporary help supply -----	303	657 131	475 214	112 449	26 812
7363 pt.	Help supply, except temporary -----	43	154 980	116 573	25 892	4 067
7363 pt.	Employee leasing -----	30	137 554	107 640	23 436	3 726
7363 pt.	Other help supply services -----	13	17 426	8 933	2 456	341
737	Computer programming, data processing, and other computer related services -----	1 671	5 537 695	1 867 467	442 339	39 495
7371, 2, 3	Computer programming, prepackaged software, and integrated systems -----	1 121	3 738 562	1 260 732	301 002	24 672
7371	Computer programming services -----	657	1 067 456	438 932	108 780	8 686
7372	Prepackaged software -----	347	2 146 234	642 718	151 275	12 277
7373	Computer integrated systems -----	117	524 872	179 082	40 947	3 709
7374, 5, 6	Data processing services -----	205	(D)	(D)	(D)	II
7374, 5	Computer processing, information retrieval -----	197	915 948	265 369	63 295	8 019
7374	Computer processing and data preparation and processing services -----	163	797 618	237 086	57 097	7 315
7375	Information retrieval services -----	34	118 330	28 283	6 198	704
7376	Computer facilities management services -----	8	(D)	(D)	(D)	CC
7377, 8, 9	Computer rental and leasing, maintenance, and related services, n.e.c. -----	345	(D)	(D)	(D)	II
7377	Computer rental and leasing -----	25	118 988	15 455	3 249	340
7378	Computer maintenance and repair -----	98	577 438	242 675	56 963	4 948
7379	Computer related services, n.e.c. -----	222	(D)	(D)	(D)	GG
7379 pt.	Computer consultants -----	183	138 230	62 706	13 771	1 107
7379 pt.	Miscellaneous computer services, n.e.c. -----	39	(D)	(D)	(D)	EE
738	Miscellaneous business services -----	1 072	1 110 973	468 631	107 147	23 432
7381, 2	Detective agencies and protective services -----	234	300 970	180 677	45 085	12 950
7381	Detective, guard, and armored car services -----	187	239 966	158 437	39 606	12 040
7381 pt.	Detective agencies and guard services -----	176	223 521	151 198	37 714	11 706
7381 pt.	Armored car services -----	11	16 445	7 239	1 892	334
7382	Security systems services -----	47	61 004	22 240	5 479	910
7383	News syndicates -----	13	(D)	(D)	(D)	CC
7384	Photofinishing laboratories* -----	130	63 017	16 428	3 879	858
7384 pt.	Photofinishing laboratories, except "one-hour" (mini) labs* -----	56	46 370	12 369	2 977	529
7384 pt.	One-hour (mini) photofinishing* -----	74	16 647	4 059	902	329
7389	Business services, n.e.c. -----	695	(D)	(D)	(D)	II
7389 pt.	Sign painting shops -----	40	(D)	(D)	(D)	CC
7389 pt.	Interior designing -----	79	30 192	7 968	2 080	241
7389 pt.	Telephone answering services -----	57	15 312	7 461	1 740	684

Table 7a. Summary Statistics for Firms Subject to Federal Income Tax for Metropolitan Areas: 1992—Con.

[Includes only establishments with payroll. For meaning of abbreviations and symbols, see introductory text. For explanation of terms and comparability of 1987 and 1992 censuses, see appendix A. For definitions of CMSA's, MSA's, and PMSA's, see appendix D]

SIC code	Geographic area and kind of business or operation	Establishments (number)	Receipts (\$1,000)	Annual payroll (\$1,000)	First-quarter payroll (\$1,000)	Paid employees for pay period including March 12 (number)
	BOSTON-WORCESTER-LAWRENCE, MA-NH-ME-CT CMSA—Con.					
	Boston, MA-NH PMSA—Con.					
73	Business services—Con.					
738	Miscellaneous business services—Con.					
7389	Business services, n.e.c.—Con.					
7389 pt.	Other business services -----	519	679 843	250 170	53 035	8 487
7389 pt.	Water softening and conditioning services -----	4	3 188	1 087	304	29
7389 pt.	Packaging and labeling services -----	25	(D)	(D)	(D)	CC
7389 pt.	Trading stamp services -----	2	(D)	(D)	(D)	BB
7389 pt.	Miscellaneous business services -----	488	625 721	239 855	51 146	8 231
7389 pt.	Convention and trade show services -----	43	126 493	44 393	9 016	934
7389 pt.	Private mail centers -----	31	11 388	3 032	683	203
7389 pt.	Miscellaneous business services, n.e.c. -----	414	487 840	192 430	41 447	7 094
75	Automotive repair, services, and parking -----	2 248	1 111 507	238 967	56 791	11 294
751	Automotive rental and leasing, without drivers -----	164	364 795	48 850	11 727	2 257
7513	Truck rental and leasing, without drivers -----	63	(D)	(D)	(D)	EE
7513 pt.	Truck rental, without drivers -----	38	(D)	(D)	(D)	CC
7513 pt.	Truck leasing, except finance leasing -----	25	41 095	6 483	1 769	148
7514, 5	Passenger car rental and leasing -----	99	287 742	38 607	9 066	1 936
7514	Passenger car rental -----	80	261 419	36 036	8 248	1 835
7515	Passenger car leasing -----	19	26 323	2 571	818	101
7519	Utility trailer and recreational vehicle rental -----	2	(D)	(D)	(D)	AA
752	Automobile parking -----	218	92 171	19 817	4 589	1 311
7521 pt.	Parking lots -----	160	51 419	10 141	2 185	742
7521 pt.	Parking structures -----	58	40 752	9 676	2 404	569
753	Automotive repair shops -----	1 618	568 815	146 807	34 819	6 275
7532	Top, body, and upholstery repair shops and paint shops -----	554	195 794	55 407	13 544	2 367
7532 pt.	Top and body repair shops -----	537	187 182	52 770	12 996	2 260
7532 pt.	Paint shops -----	17	8 612	2 637	548	107
7538	General automotive repair shops -----	736	242 855	57 834	13 592	2 548
7538 pt.	General automotive repair shops, except diesel -----	699	229 559	53 988	12 648	2 400
7538 pt.	Diesel repair shops -----	37	13 296	3 846	944	148
7533, 4, 6, 7, 9	Other automotive repair shops -----	328	130 166	33 566	7 683	1 360
7533	Automotive exhaust system repair shops -----	59	34 022	7 776	1 750	305
7534	Tire retreading and repair shops -----	11	5 629	846	208	46
7536	Automotive glass replacement shops -----	111	38 533	10 296	2 407	395
7537	Automotive transmission repair shops -----	55	16 805	5 643	1 381	249
7539	Automotive repair shops, n.e.c. -----	92	35 177	9 005	1 937	365
7539 pt.	Radiator repair -----	23	6 988	1 573	353	75
7539 pt.	Brake, front end, and wheel alignment -----	32	14 390	4 289	932	153
7539 pt.	Automotive electrical and fuel system services -----	27	7 028	2 294	453	94
7539 pt.	Carburetor repair shops -----	13	3 690	1 122	220	46
7539 pt.	Automotive electrical repair shops -----	14	3 338	1 172	233	48
7539 pt.	Other automotive repair shops, n.e.c. -----	10	6 771	849	199	43
754	Automotive services, except repair -----	248	85 726	23 493	5 656	1 451
7542	Carwashes -----	124	30 705	9 820	2 477	708
7549	Automotive services, except repair and carwashes -----	124	55 021	13 673	3 179	743
7549 pt.	Lubrication shops -----	41	23 694	5 510	1 252	350
7549 pt.	Other automotive services -----	83	31 327	8 163	1 927	393
7549 pt.	Towing services -----	66	22 728	5 074	1 238	292
7549 pt.	Other automotive services, n.e.c. -----	17	8 599	3 089	689	101
76	Miscellaneous repair services -----	820	404 559	130 940	32 225	4 771
762	Electrical repair shops -----	237	149 427	56 224	14 531	1 891
7622	Radio and television repair shops -----	57	19 356	5 702	1 428	249
7623, 9	Other electrical and electronic repair shops -----	180	130 071	50 522	13 103	1 642
7623	Refrigeration and air-conditioning service and repair shops -----	45	28 311	9 037	2 195	280
7629	Electrical and electronic repair shops, n.e.c. -----	135	101 760	41 485	10 908	1 362
763	Watch, clock, and jewelry repair -----	33	6 524	1 704	407	83
764	Reupholstery and furniture repair -----	83	13 351	4 577	1 121	244
769	Miscellaneous repair and related services -----	467	235 257	68 435	16 166	2 553
7692	Welding repair -----	33	9 472	2 287	511	87
7694	Armature rewinding shops -----	21	15 528	4 209	1 042	148
7699	Repair shops and related services, n.e.c. -----	413	210 257	61 939	14 613	2 318
7699 pt.	Farm machinery and equipment repair -----	2	(D)	(D)	(D)	AA
7699 pt.	Lawnmower and other small gasoline engine repair -----	19	7 918	2 514	519	87
7699 pt.	Sewer and septic tank cleaning services -----	45	16 549	5 480	1 224	209
7699 pt.	Other repair and related services, n.e.c. -----	347	(D)	(D)	(D)	GG
78, 79, 84	Amusement and recreation services, including motion pictures and museums -----	1 450	1 121 029	343 329	69 671	14 965
781, 2	Motion picture production, distribution, and services -----	170	306 668	39 529	9 658	1 227
7812 pt.	Motion picture production, except for television -----	65	39 407	13 414	3 156	397
7812 pt.	Motion picture and tape production for television -----	35	18 028	6 792	1 666	230
7819	Services allied to motion picture production -----	39	(D)	(D)	(D)	EE
7822 pt.	Motion picture film and tape distributors -----	21	(D)	(D)	(D)	CC
7822 pt.	Motion picture film exchanges -----	15	(D)	(D)	(D)	CC
7822 pt.	Video tape wholesalers -----	6	(D)	(D)	(D)	BB
7822 pt.	Film and tape distribution for television -----	1	(D)	(D)	(D)	AA
7829	Services allied to motion picture distribution -----	9	(D)	(D)	(D)	BB
783	Motion picture theaters -----	71	96 332	12 042	2 989	1 361
7832	Motion picture theaters, except drive-in -----	70	(D)	(D)	(D)	GG
7833	Drive-in motion picture theaters -----	1	(D)	(D)	(D)	AA
784	Video tape rental -----	280	73 864	15 396	3 620	1 790

Table 7a. Summary Statistics for Firms Subject to Federal Income Tax for Metropolitan Areas: 1992—Con.

[Includes only establishments with payroll. For meaning of abbreviations and symbols, see introductory text. For explanation of terms and comparability of 1987 and 1992 censuses, see appendix A. For definitions of CMSA's, MSA's, and PMSA's, see appendix D]

SIC code	Geographic area and kind of business or operation	Establishments (number)	Receipts (\$1,000)	Annual payroll (\$1,000)	First-quarter payroll (\$1,000)	Paid employees for pay period including March 12 (number)
	BOSTON—WORCESTER—LAWRENCE, MA—NH—ME—CT CMSA—Con.					
	Boston, MA—NH PMSA—Con.					
78, 79, 84	Amusement and recreation services, including motion pictures and museums—Con.					
792	Theatrical producers (except motion picture), bands, orchestras, and entertainers	104	109 637	21 859	3 687	923
7922	Theatrical producers (except motion picture) and miscellaneous theatrical services	68	82 759	16 560	2 748	795
7922 pt.	Producers of live theatrical productions	15	12 376	3 032	507	102
7922 pt.	Producers of radio and television shows, except tape producers	2	(D)	(D)	(D)	BB
7922 pt.	Artists' and entertainers' managers or agents, concert bureaus, booking agents	29	39 237	7 979	1 327	135
7922 pt.	Other theatrical services	22	(D)	(D)	(D)	FF
7929	Bands, orchestras, actors, and other entertainers and entertainment groups	36	26 878	5 299	939	128
7929 pt.	Dance groups and artists	2	(D)	(D)	(D)	AA
7929 pt.	Symphony orchestras, opera companies, and chamber music organizations	2	(D)	(D)	(D)	AA
7929 pt.	Other music and entertainment presentations	32	(D)	(D)	(D)	CC
7929 pt.	Other music groups and artists	16	16 859	1 990	352	60
7929 pt.	Other entertainers and entertainment groups	16	(D)	(D)	(D)	BB
793	Bowling centers	57	18 407	5 738	1 448	466
79 ex. 792, 3, 84	Commercial sports and other amusement and recreation services, including museums	768	516 121	248 765	48 269	9 198
794	Commercial sports	43	193 734	154 379	30 041	2 032
7941	Professional sports clubs, managers, promoters	19	113 372	134 212	25 192	962
7941 pt.	Baseball clubs	1	(D)	(D)	(D)	CC
7941 pt.	Football clubs	1	(D)	(D)	(D)	CC
7941 pt.	Other professional sports clubs	3	(D)	(D)	(D)	CC
7941 pt.	Managers and promoters	14	(D)	(D)	(D)	EE
7948	Racing, including track operation	24	80 362	20 167	4 849	1 070
7948 pt.	Auto racetrack operation	—	—	—	—	—
7948 pt.	Horse racetrack operation	3	(D)	(D)	(D)	EE
7948 pt.	Dog racetrack operation	2	(D)	(D)	(D)	FF
7948 pt.	Racing stables and racing, n.e.c.	19	12 893	3 731	953	100
79 ex. 792, 3, 4; 84	Other amusement and recreation services, including museums	725	322 387	94 386	18 228	7 166
791	Dance studios, schools, and halls	65	10 052	2 924	764	303
7991	Physical fitness facilities	183	88 715	25 224	6 040	2 841
7991 pt.	Physical fitness centers, except gymnasiums and athletic clubs	147	66 154	18 643	4 422	2 083
7991 pt.	Gymnasiums and athletic clubs	36	22 561	6 581	1 618	758
7992	Public golf courses	36	25 505	8 241	942	215
7993	Coin-operated amusement devices	37	12 134	2 974	639	176
7996	Amusement parks	5	4 615	1 400	235	51
7997	Membership sports and recreation clubs	100	77 382	25 656	4 694	1 873
7999, 84	Amusement and recreation services, including museums, n.e.c. ..	299	103 984	27 967	4 914	1 707
7999 pt.	Concession operators of amusement devices and rides	9	3 442	1 421	96	17
7999 pt.	Carnivals, circuses, and fairs	8	(D)	(D)	(D)	BB
7999 pt.	Carnivals and circuses	4	(D)	(D)	(D)	BB
7999 pt.	Fairs	4	(D)	(D)	(D)	AA
7999 pt., 84	Other recreation and amusements, including museums	282	(D)	(D)	(D)	GG
84	Museums, art galleries, and botanical and zoological gardens	10	6 462	2 099	201	80
841	Museums and art galleries	6	(D)	(D)	(D)	BB
842	Arboreta and botanical or zoological gardens	4	(D)	(D)	(D)	AA
7999 pt.	Roller skating rinks	6	1 843	624	173	84
7999 pt.	Ice skating rinks	8	6 282	1 726	425	105
7999 pt.	Other amusement and recreation services, n.e.c.	258	(D)	(D)	(D)	GG
80	Health services	6 276	4 485 700	2 045 805	464 489	70 722
801	Offices and clinics of doctors of medicine	2 743	1 817 779	903 468	194 303	17 236
8011 pt.	Offices of doctors of medicine	2 691	1 780 700	889 400	190 696	16 870
8011 pt.	General medical clinics	52	37 079	14 068	3 607	366
802	Offices and clinics of dentists	1 754	593 394	215 955	49 634	9 169
8021 pt.	Offices of dentists	1 744	(D)	(D)	(D)	II
8021 pt.	Dental clinics	10	(D)	(D)	(D)	BB
803	Offices and clinics of doctors of osteopathy	17	5 349	2 221	497	58
8031 pt.	Offices of osteopathic physicians	17	5 349	2 221	497	58
8031 pt.	Osteopathic clinics	—	—	—	—	—
804	Offices and clinics of other health practitioners	954	261 383	88 020	19 510	3 519
8041	Offices and clinics of chiropractors	324	92 391	27 903	6 156	1 077
8042	Offices and clinics of optometrists	193	48 339	13 363	3 086	652
8043	Offices and clinics of podiatrists	118	25 989	7 652	1 742	335
8049	Offices and clinics of health practitioners, n.e.c.	319	94 664	39 102	8 526	1 455
805	Nursing and personal care facilities	301	906 713	479 385	117 563	25 203
8051	Skilled nursing care facilities	195	776 046	409 064	100 142	20 807
8052	Intermediate care facilities	75	94 863	55 489	13 742	3 341
8059	Nursing and personal care facilities, n.e.c.	31	35 804	14 832	3 679	1 055
806	Hospitals	11	196 704	102 726	24 269	3 480
8062	General medical and surgical hospitals	2	(D)	(D)	(D)	EE
8063, 9	Specialty hospitals	9	(D)	(D)	(D)	HH
8063	Psychiatric hospitals	7	(D)	(D)	(D)	GG
8069	Specialty hospitals, except psychiatric	2	(D)	(D)	(D)	GG

MA-100 MASSACHUSETTS

SERVICE INDUSTRIES—GEOGRAPHIC AREA SERIES

Table 7a. Summary Statistics for Firms Subject to Federal Income Tax for Metropolitan Areas: 1992 — Con.

[Includes only establishments with payroll. For meaning of abbreviations and symbols, see introductory text. For explanation of terms and comparability of 1987 and 1992 censuses, see appendix A. For definitions of CMSA's, MSA's, and PMSA's, see appendix D]

SIC code	Geographic area and kind of business or operation	Establishments (number)	Receipts (\$1,000)	Annual payroll (\$1,000)	First-quarter payroll (\$1,000)	Paid employees for pay period including March 12 (number)
	BOSTON-WORCESTER-LAWRENCE, MA-NH-ME-CT CMSA—Con.					
	Boston, MA-NH PMSA—Con.					
80	Health services—Con.					
807, 8, 9	Other health services	496	704 378	254 030	58 713	12 057
807	Medical and dental laboratories	223	322 790	102 002	24 449	3 348
8071	Medical laboratories	134	299 823	91 935	22 103	2 920
8072	Dental laboratories	89	22 967	10 067	2 346	428
808	Home health care services	101	203 558	90 747	19 749	6 640
809	Miscellaneous health and allied services, n.e.c.	172	178 030	61 281	14 515	2 069
8092	Kidney dialysis centers	12	(D)	(D)	(D)	CC
8093	Specialty outpatient facilities, n.e.c.	101	102 902	37 812	9 158	1 358
8099	Health and allied services, n.e.c.	59	(D)	(D)	(D)	EE
81	Legal services	2 781	2 663 120	958 979	208 055	20 801
823, 4, 9	Selected educational services	299	205 754	55 805	12 365	2 611
823	Libraries	—	—	—	—	—
824	Vocational schools	78	53 914	17 535	4 324	638
8243	Data processing schools	37	32 626	10 531	2 735	325
8244	Business and secretarial schools	13	7 442	2 251	506	103
8249	Vocational schools, n.e.c.	28	13 846	4 753	1 083	210
829	Schools and educational services, n.e.c.	221	151 840	38 270	8 041	1 973
83	Social services	694	196 702	95 274	21 781	6 863
835	Child day care services	454	71 794	37 299	8 887	3 323
832, 3, 6, 9	Other social services	240	124 908	57 975	12 894	3 540
832	Individual and family social services	82	39 174	21 356	4 475	1 401
833	Job training and vocational rehabilitation services ..	22	25 335	11 737	2 599	533
836	Residential care	94	42 159	19 876	4 605	1 386
839	Social services, n.e.c.	42	18 240	5 006	1 215	220
87 ex. 8733	Engineering, accounting, research, management, and related services (except noncommercial research organizations) ..	4 759	7 929 231	3 248 310	757 805	69 756
871	Engineering, architectural, and surveying services	1 426	3 750 137	1 485 930	354 564	31 371
8711	Engineering services	876	3 199 090	1 269 691	304 558	25 815
8712	Architectural services	445	514 098	197 878	46 082	4 904
8713	Surveying services	105	36 949	18 361	3 924	652
872	Accounting, auditing, and bookkeeping services	1 106	907 367	376 558	88 424	10 760
873 ex. 8733	Research, development, and testing services (except noncommercial research organizations)	431	1 162 201	461 145	104 052	10 992
8731	Commercial physical and biological research	214	718 607	283 431	61 362	5 399
8731 pt.	Commercial physical research	118	274 178	131 089	27 996	2 430
8731 pt.	Commercial medical and biological research	96	444 428	152 342	33 366	2 969
8732	Commercial economic, sociological, and educational research ..	150	315 191	124 009	29 068	3 803
8734	Testing laboratories	67	128 403	53 705	13 622	1 790
874	Management and public relations services	1 796	2 109 526	924 677	210 765	16 633
8741	Management services	375	401 315	151 717	36 033	3 998
8742	Management consulting services	1 040	1 375 652	645 923	147 579	9 750
8743	Public relations services	114	81 480	32 236	7 111	721
8744	Facilities support management services	15	12 730	4 653	778	118
8748	Business consulting services, n.e.c.	252	238 349	90 148	19 264	2 046
89	Services, n.e.c.	292	187 465	79 992	18 564	2 087
8999 pt.	Scientific and related consulting services, except environmental ..	77	68 268	28 263	6 690	601
8999 pt.	Other services	215	119 197	51 729	11 874	1 486
8999 pt.	Environmental consulting	79	84 147	38 096	8 809	1 086
8999 pt.	Authors, composers, and other arts-related services	47	9 921	3 058	727	86
8999 pt.	Other services, n.e.c.	89	25 129	10 575	2 338	314
	Brockton, MA PMSA					
	Total	1 334	756 081	300 368	68 009	13 635
70 ex. 704	Hotels, rooming houses, camps, and other lodging places (except membership lodging)	10	6 787	1 713	413	161
7011	Hotels and motels	9	(D)	(D)	(D)	CC
7011 pt.	Hotels	7	(D)	(D)	(D)	CC
7011 pt.	Motels, motor hotels, and tourist courts	2	(D)	(D)	(D)	AA
702, 3	Other lodging places	1	(D)	(D)	(D)	AA

Table 7a. Summary Statistics for Firms Subject to Federal Income Tax for Metropolitan Areas: 1992—Con.

[Includes only establishments with payroll. For meaning of abbreviations and symbols, see introductory text. For explanation of terms and comparability of 1987 and 1992 censuses, see appendix A. For definitions of CMSA's, MSA's, and PMSA's, see appendix D]

SIC code	Geographic area and kind of business or operation	Establishments (number)	Receipts (\$1,000)	Annual payroll (\$1,000)	First-quarter payroll (\$1,000)	Paid employees for pay period including March 12 (number)
BOSTON-WORCESTER-LAWRENCE, MA-NH-ME-CT CMSA—Con.						
Brockton, MA PMSA—Con.						
72	Personal services	196	38 545	13 708	3 465	1 387
721	Laundry, cleaning, and garment services	59	15 487	5 195	1 181	340
7211	Power laundries, family and commercial*	1	(D)	(D)	(D)	AA
7213	Linen supply*	1	(D)	(D)	(D)	BB
7215	Coin-operated laundries and drycleaning	22	3 952	1 045	206	83
7216	Drycleaning plants, except rug cleaning*	24	3 981	1 243	307	120
7217	Carpet and upholstery cleaning	4	(D)	(D)	(D)	AA
7218	Industrial laundriers*	—	—	—	—	—
7212, 9	Other laundry, cleaning, and garment services*	7	(D)	(D)	(D)	BB
722	Photographic studios, portrait	6	1 012	223	62	30
723, 4	Beauty and barber shops	92	10 126	4 516	1 053	477
723	Beauty shops	90	(D)	(D)	(D)	EE
724	Barber shops	2	(D)	(D)	(D)	AA
725	Shoe repair shops and shoeshine parlors	—	—	—	—	—
726	Funeral service and crematories	18	6 637	1 694	374	70
729	Miscellaneous personal services	21	5 283	2 080	795	470
73	Business services	183	135 476	55 374	13 222	3 432
731	Advertising	7	3 101	805	233	34
732	Consumer credit reporting agencies, mercantile reporting agencies, and adjustment and collection agencies	6	11 572	2 930	748	119
733	Mailing, reproduction, commercial art and photography, and stenographic services	14	4 341	2 064	555	132
734	Services to dwellings and other buildings	42	12 515	6 137	1 409	434
735	Miscellaneous equipment rental and leasing	20	8 365	2 092	485	95
736	Personnel supply services	25	32 449	20 732	4 573	1 849
737	Computer programming, data processing, and other computer related services	23	7 116	2 768	631	85
7371, 2, 3	Computer programming, prepackaged software, and integrated systems	13	3 792	1 586	357	42
7374, 5, 6	Data processing services	5	793	336	88	19
7377, 8, 9	Computer rental and leasing, maintenance, and related services, n.e.c.	5	2 531	846	186	24
738	Miscellaneous business services	46	56 017	17 846	4 588	684
75	Automotive repair, services, and parking	163	51 769	12 036	2 758	573
751	Automotive rental and leasing, without drivers	10	9 015	1 107	261	59
752	Automobile parking	—	—	—	—	—
753	Automotive repair shops	132	37 291	9 265	2 142	415
7532	Top, body, and upholstery repair shops and paint shops	38	10 542	3 046	728	137
7538	General automotive repair shops	65	16 650	3 356	688	154
7533, 4, 6, 7, 9	Other automotive repair shops	29	10 099	2 863	726	124
754	Automotive services, except repair	21	5 463	1 664	355	99
76	Miscellaneous repair services	48	43 652	8 029	1 872	294
762	Electrical repair shops	14	(D)	(D)	(D)	CC
7622	Radio and television repair shops	4	(D)	(D)	(D)	BB
7623, 9	Other electrical and electronic repair shops	10	(D)	(D)	(D)	BB
763	Watch, clock, and jewelry repair	—	—	—	—	—
764	Reupholstery and furniture repair	—	—	—	—	—
769	Miscellaneous repair and related services	34	(D)	(D)	(D)	CC
78, 79, 84	Amusement and recreation services, including motion pictures and museums	92	67 240	13 112	2 758	995
781, 2	Motion picture production, distribution, and services	1	(D)	(D)	(D)	AA
783	Motion picture theaters	4	5 101	661	155	86
784	Video tape rental	15	(D)	(D)	(D)	BB
792	Theatrical producers (except motion picture), bands, orchestras, and entertainers	—	—	—	—	—
793	Bowling centers	6	2 883	703	179	71
79 ex. 792, 3, 84	Commercial sports and other amusement and recreation services, including museums	66	56 542	11 156	2 306	774
80	Health services	345	302 941	148 985	33 574	5 096
801	Offices and clinics of doctors of medicine	138	136 575	73 646	15 510	1 532
802	Offices and clinics of dentists	97	29 843	11 312	2 579	492
803	Offices and clinics of doctors of osteopathy	1	(D)	(D)	(D)	AA
804	Offices and clinics of other health practitioners	53	19 704	7 299	1 289	327
805	Nursing and personal care facilities	23	67 613	36 213	9 177	1 964
806	Hospitals	—	—	—	—	—
807, 8, 9	Other health services	33	(D)	(D)	(D)	FF
81	Legal services	117	50 247	19 962	3 667	529
823, 4, 9	Selected educational services	10	2 187	995	250	60
83	Social services	50	7 506	3 053	793	300
835	Child day care services	36	5 026	2 407	661	252
832, 3, 6, 9	Other social services	14	2 480	646	132	48

MA-102 MASSACHUSETTS

SERVICE INDUSTRIES—GEOGRAPHIC AREA SERIES

Table 7a. Summary Statistics for Firms Subject to Federal Income Tax for Metropolitan Areas: 1992—Con.

[Includes only establishments with payroll. For meaning of abbreviations and symbols, see introductory text. For explanation of terms and comparability of 1987 and 1992 censuses, see appendix A. For definitions of CMSA's, MSA's, and PMSA's, see appendix D]

SIC code	Geographic area and kind of business or operation	Establishments (number)	Receipts (\$1,000)	Annual payroll (\$1,000)	First-quarter payroll (\$1,000)	Paid employees for pay period including March 12 (number)
BOSTON-WORCESTER-LAWRENCE, MA-NH-ME-CT CMSA—Con.						
Brockton, MA PMSA—Con.						
87 ex. 8733	Engineering, accounting, research, management, and related services (except noncommercial research organizations) -----	113	47 574	22 732	5 093	792
871	Engineering, architectural, and surveying services -----	40	13 176	6 073	1 318	182
872	Accounting, auditing, and bookkeeping services -----	34	9 309	4 115	1 015	155
873 ex. 8733	Research, development, and testing services (except noncommercial research organizations) -----	7	8 158	4 216	913	111
874	Management and public relations services -----	32	16 931	8 328	1 847	344
89	Services, n.e.c. -----	7	2 157	669	144	16
Fitchburg-Leominster, MA PMSA						
Total -----		773	291 369	112 568	25 890	5 809
70 ex. 704	Hotels, rooming houses, camps, and other lodging places (except membership lodging) -----	12	9 123	2 848	640	231
7011	Hotels and motels -----	10	(D)	(D)	(D)	CC
7011 pt.	Hotels -----	6	7 775	2 604	589	196
7011 pt.	Motels, motor hotels, and tourist courts -----	4	(D)	(D)	(D)	BB
702, 3	Other lodging places -----	2	(D)	(D)	(D)	AA
72	Personal services -----	106	15 937	5 025	1 207	471
721	Laundry, cleaning, and garment services -----	28	4 514	1 440	352	136
7211	Power laundries, family and commercial* -----	1	(D)	(D)	(D)	BB
7213	Linen supply* -----	—	—	—	—	—
7215	Coin-operated laundries and drycleaning -----	11	(D)	(D)	(D)	BB
7216	Drycleaning plants, except rug cleaning* -----	9	1 389	506	113	39
7217	Carpet and upholstery cleaning -----	3	(D)	(D)	(D)	BB
7218	Industrial launderers* -----	1	(D)	(D)	(D)	AA
7212, 9	Other laundry, cleaning, and garment services* -----	3	571	165	40	16
722	Photographic studios, portrait -----	2	(D)	(D)	(D)	AA
723, 4	Beauty and barber shops -----	55	4 851	2 009	481	235
723	Beauty shops -----	50	4 705	1 966	471	228
724	Barber shops -----	5	146	43	10	7
725	Shoe repair shops and shoeshine parlors -----	1	(D)	(D)	(D)	AA
726	Funeral service and crematories -----	15	5 131	1 223	284	52
729	Miscellaneous personal services -----	5	(D)	(D)	(D)	BB
73	Business services -----	97	32 277	13 056	3 103	815
731	Advertising -----	4	(D)	(D)	(D)	AA
732	Consumer credit reporting agencies, mercantile reporting agencies, and adjustment and collection agencies -----	1	(D)	(D)	(D)	AA
733	Mailing, reproduction, commercial art and photography, and stenographic services -----	8	2 162	483	118	34
734	Services to dwellings and other buildings -----	22	3 197	1 290	286	203
735	Miscellaneous equipment rental and leasing -----	13	6 054	1 747	405	68
736	Personnel supply services -----	9	8 044	5 640	1 369	289
737	Computer programming, data processing, and other computer related services -----	13	3 641	1 546	361	39
7371, 2, 3	Computer programming, prepackaged software, and integrated systems -----	8	3 186	1 389	326	33
7374, 5, 6	Data processing services -----	2	(D)	(D)	(D)	AA
7377, 8, 9	Computer rental and leasing, maintenance, and related services, n.e.c. -----	3	(D)	(D)	(D)	AA
738	Miscellaneous business services -----	27	(D)	(D)	(D)	CC
75	Automotive repair, services, and parking -----	81	25 502	6 215	1 455	321
751	Automotive rental and leasing, without drivers -----	5	1 614	274	66	13
752	Automobile parking -----	—	—	—	—	—
753	Automotive repair shops -----	68	21 195	5 041	1 174	257
7532	Top, body, and upholstery repair shops and paint shops -----	26	10 087	2 557	573	130
7538	General automotive repair shops -----	29	6 622	1 352	336	85
7533, 4, 6, 7, 9	Other automotive repair shops -----	13	4 486	1 132	265	42
754	Automotive services, except repair -----	8	2 693	900	215	51
76	Miscellaneous repair services -----	38	13 131	3 625	873	155
762	Electrical repair shops -----	6	(D)	(D)	(D)	AA
7622	Radio and television repair shops -----	1	(D)	(D)	(D)	AA
7623, 9	Other electrical and electronic repair shops -----	5	(D)	(D)	(D)	AA
763	Watch, clock, and jewelry repair -----	1	(D)	(D)	(D)	AA
764	Reupholstery and furniture repair -----	8	2 453	760	175	38
769	Miscellaneous repair and related services -----	23	(D)	(D)	(D)	CC

Table 7a. Summary Statistics for Firms Subject to Federal Income Tax for Metropolitan Areas: 1992—Con.

[Includes only establishments with payroll. For meaning of abbreviations and symbols, see introductory text. For explanation of terms and comparability of 1987 and 1992 censuses, see appendix A. For definitions of CMSA's, MSA's, and PMSA's, see appendix D]

SIC code	Geographic area and kind of business or operation	Establishments (number)	Receipts (\$1,000)	Annual payroll (\$1,000)	First-quarter payroll (\$1,000)	Paid employees for pay period including March 12 (number)
	BOSTON-WORCESTER-LAWRENCE, MA-NH-ME-CT CMSA—Con.					
	Fitchburg-Leominster, MA PMSA—Con.					
78, 79, 84	Amusement and recreation services, including motion pictures and museums	48	17 756	4 277	773	423
781, 2	Motion picture production, distribution, and services	1	(D)	(D)	(D)	AA
783	Motion picture theaters	3	(D)	(D)	(D)	BB
784	Video tape rental	13	4 463	862	202	102
792	Theatrical producers (except motion picture), bands, orchestras, and entertainers	—	—	—	—	—
793	Bowling centers	6	(D)	(D)	(D)	BB
79 ex. 792, 3; 84	Commercial sports and other amusement and recreation services, including museums	25	8 174	2 381	320	199
80	Health services	222	139 749	64 055	14 690	2 627
801	Offices and clinics of doctors of medicine	104	62 704	28 442	6 498	741
802	Offices and clinics of dentists	55	19 819	7 592	1 716	341
803	Offices and clinics of doctors of osteopathy	1	(D)	(D)	(D)	AA
804	Offices and clinics of other health practitioners	37	11 740	3 945	935	182
805	Nursing and personal care facilities	15	35 851	19 915	4 576	1 175
806	Hospitals	1	(D)	(D)	(D)	BB
807, 8, 9	Other health services	9	(D)	(D)	(D)	CC
81	Legal services	68	14 817	4 378	980	209
823, 4, 9	Selected educational services	3	(D)	(D)	(D)	AA
83	Social services	36	5 997	3 071	765	300
835	Child day care services	22	2 538	1 309	326	135
832, 3, 6, 9	Other social services	14	3 459	1 762	439	165
87 ex. 8733	Engineering, accounting, research, management, and related services (except noncommercial research organizations)	57	14 066	5 504	1 259	232
871	Engineering, architectural, and surveying services	16	(D)	(D)	(D)	BB
872	Accounting, auditing, and bookkeeping services	23	(D)	(D)	(D)	CC
873 ex. 8733	Research, development, and testing services (except noncommercial research organizations)	4	(D)	(D)	(D)	BB
874	Management and public relations services	14	2 811	1 019	160	20
89	Services, n.e.c.	5	(D)	(D)	(D)	AA
	Lawrence, MA-NH PMSA					
	Total	2 307	1 623 564	597 810	138 787	24 182
70 ex. 704	Hotels, rooming houses, camps, and other lodging places (except membership lodging)	29	27 066	7 947	1 767	678
7011	Hotels and motels	18	23 473	6 974	1 607	586
7011 pt.	Hotels	7	19 032	5 729	1 362	482
7011 pt.	Hotels, 25 guestrooms or more	6	(D)	(D)	(D)	EE
7011 pt.	Hotels, less than 25 guestrooms	1	(D)	(D)	(D)	AA
7011 pt.	Motels, motor hotels, and tourist courts	11	4 441	1 245	245	104
7011 pt.	Motels, tourist courts	6	3 279	883	175	63
7011 pt.	Motor hotels	5	1 162	362	70	41
702, 3	Other lodging places	11	3 593	973	160	92
702	Rooming and boarding houses	2	(D)	(D)	(D)	BB
703	Camps and recreational vehicle parks	9	(D)	(D)	(D)	BB
72	Personal services	288	60 336	21 402	5 085	1 802
721	Laundry, cleaning, and garment services	69	22 493	8 264	1 932	542
7211	Power laundries, family and commercial*	2	(D)	(D)	(D)	AA
7213	Linen supply*	3	(D)	(D)	(D)	CC
7215	Coin-operated laundries and drycleaning	18	2 027	487	129	69
7216	Drycleaning plants, except rug cleaning*	33	7 279	2 929	636	259
7217	Carpet and upholstery cleaning	7	1 081	330	65	25
7218	Industrial launderers*	1	(D)	(D)	(D)	BB
7212, 9	Other laundry, cleaning, and garment services*	5	(D)	(D)	(D)	AA
7212	Garment pressing, and agents for laundries and drycleaners	4	321	72	21	4
7219	Laundry and garment services, n.e.c.*	1	(D)	(D)	(D)	AA
722	Photographic studios, portrait	12	2 564	662	149	63
723, 4	Beauty and barber shops	149	16 344	6 610	1 537	669
723	Beauty shops	145	16 049	6 516	1 511	659
724	Barber shops	4	295	94	26	10
725	Shoe repair shops and shoeshine parlors	—	—	—	—	—
726	Funeral service and crematories	23	8 563	2 085	467	76
729	Miscellaneous personal services	35	10 372	3 781	1 000	452
7291	Tax return preparation services	5	(D)	(D)	(D)	CC
7299	Miscellaneous personal services, n.e.c.	30	(D)	(D)	(D)	CC

MA-104 MASSACHUSETTS

SERVICE INDUSTRIES—GEOGRAPHIC AREA SERIES

Table 7a. Summary Statistics for Firms Subject to Federal Income Tax for Metropolitan Areas: 1992—Con.

[Includes only establishments with payroll. For meaning of abbreviations and symbols, see introductory text. For explanation of terms and comparability of 1987 and 1992 censuses, see appendix A. For definitions of CMSA's, MSA's, and PMSA's, see appendix D]

SIC code	Geographic area and kind of business or operation	Establishments (number)	Receipts (\$1,000)	Annual payroll (\$1,000)	First-quarter payroll (\$1,000)	Paid employees for pay period including March 12 (number)
	BOSTON-WORCESTER-LAWRENCE, MA-NH-ME-CT CMSA—Con.					
	Lawrence, MA-NH PMSA—Con.					
73	Business services -----	427	603 877	217 078	52 841	8 111
731	Advertising -----	20	9 735	3 033	619	101
7311	Advertising agencies -----	14	(D)	(D)	(D)	BB
7312	Outdoor advertising services -----	1	(D)	(D)	(D)	AA
7313	Radio, television, publishers' advertising representatives -----	3	(D)	(D)	(D)	BB
7319	Advertising, n.e.c. -----	2	(D)	(D)	(D)	AA
732	Consumer credit reporting agencies, mercantile reporting agencies, and adjustment and collection agencies -----	9	11 185	4 906	1 217	185
7322	Adjustment and collection services -----	6	(D)	(D)	(D)	CC
7323	Credit reporting services -----	3	(D)	(D)	(D)	BB
733	Mailing, reproduction, commercial art and photography, and stenographic services -----	30	12 208	2 355	512	88
7331	Direct mail advertising services -----	4	(D)	(D)	(D)	BB
7334	Photocopying and duplicating services -----	2	(D)	(D)	(D)	AA
7335, 6	Commercial photography, art, and graphics -----	20	5 554	1 547	351	49
7335	Commercial photography -----	6	785	256	76	23
7336	Commercial art and graphic design -----	14	4 769	1 291	275	26
7338	Secretarial and court reporting services -----	4	(D)	(D)	(D)	AA
734	Services to dwellings and other buildings -----	60	18 906	9 740	2 378	1 002
7342	Disinfecting and pest control services -----	6	3 537	1 522	425	49
7349	Building cleaning and maintenance services, n.e.c. -----	54	15 369	8 218	1 953	953
735	Miscellaneous equipment rental and leasing -----	35	13 955	3 839	832	144
7352	Medical equipment rental and leasing -----	2	(D)	(D)	(D)	AA
7353	Heavy construction equipment rental and leasing -----	10	(D)	(D)	(D)	BB
7359	Equipment rental and leasing, n.e.c. -----	23	10 511	2 777	629	115
736	Personnel supply services -----	54	63 212	39 418	8 166	2 133
7361	Employment agencies -----	17	20 653	13 294	2 395	270
7363	Help supply services -----	37	42 559	26 124	5 771	1 863
7363 pt.	Temporary help supply -----	36	(D)	(D)	(D)	GG
7363 pt.	Help supply, except temporary -----	1	(D)	(D)	(D)	BB
737	Computer programming, data processing, and other computer related services -----	134	432 323	140 019	35 753	3 518
7371, 2, 3	Computer programming, prepackaged software, and integrated systems -----	91	202 498	90 639	22 601	2 041
7371	Computer programming services -----	54	95 589	54 255	13 140	1 191
7372	Prepackaged software -----	25	95 396	34 960	9 247	819
7373	Computer integrated systems -----	12	11 513	1 424	214	31
7374, 5, 6	Data processing services -----	14	(D)	(D)	(D)	EE
7374, 5	Computer processing, information retrieval -----	12	(D)	(D)	(D)	EE
7376	Computer facilities management services -----	2	(D)	(D)	(D)	BB
7377, 8, 9	Computer rental and leasing, maintenance, and related services, n.e.c. -----	29	(D)	(D)	(D)	GG
7377	Computer rental and leasing -----	7	(D)	(D)	(D)	—
7378	Computer maintenance and repair -----	7	(D)	(D)	(D)	GG
7379	Computer related services, n.e.c. -----	22	(D)	(D)	(D)	CC
738	Miscellaneous business services -----	85	42 353	13 768	3 364	940
7381, 2	Detective agencies and protective services -----	22	8 542	4 829	1 200	432
7381	Detective, guard, and armored car services -----	17	(D)	(D)	(D)	EE
7382	Security systems services -----	5	(D)	(D)	(D)	AA
7383	News syndicates -----	1	(D)	(D)	(D)	AA
7384	Photofinishing laboratories* -----	13	2 536	602	141	37
7389	Business services, n.e.c. -----	49	(D)	(D)	(D)	EE
7389 pt.	Sign painting shops -----	2	(D)	(D)	(D)	AA
7389 pt.	Interior designing -----	2	(D)	(D)	(D)	AA
7389 pt.	Telephone answering services -----	7	2 145	1 097	247	98
7389 pt.	Other business services -----	38	27 001	6 717	1 655	356
75	Automotive repair, services, and parking -----	223	152 181	26 867	6 307	1 166
751	Automotive rental and leasing, without drivers -----	16	(D)	(D)	(D)	EE
7513	Truck rental and leasing, without drivers -----	6	(D)	(D)	(D)	EE
7514, 5	Passenger car rental and leasing -----	10	(D)	(D)	(D)	CC
7514	Passenger car rental -----	8	(D)	(D)	(D)	BB
7515	Passenger car leasing -----	2	(D)	(D)	(D)	BB
7519	Utility trailer and recreational vehicle rental -----	—	—	—	—	—
752	Automobile parking -----	12	(D)	(D)	(D)	BB
753	Automotive repair shops -----	178	53 144	13 117	3 094	589
7532	Top, body, and upholstery repair shops and paint shops -----	52	14 235	3 642	911	174
7532 pt.	Top and body repair shops -----	51	(D)	(D)	(D)	CC
7532 pt.	Paint shops -----	1	(D)	(D)	(D)	AA
7538	General automotive repair shops -----	101	25 857	6 484	1 525	298
7538 pt.	General automotive repair shops, except diesel -----	96	5 233	5 642	1 329	265
7538 pt.	Diesel repair shops -----	5	2 539	842	196	33
7533, 4, 6, 7, 9	Other automotive repair shops -----	25	13 052	2 991	658	117
7533	Automotive exhaust system repair shops -----	5	4 405	1 080	229	58
7534	Tire retreading and repair shops -----	3	(D)	(D)	(D)	AA
7536	Automotive glass replacement shops -----	8	4 978	1 055	255	30
7537	Automotive transmission repair shops -----	4	1 104	356	92	11
7539	Automotive repair shops, n.e.c. -----	5	(D)	(D)	(D)	AA
7539 pt.	Radiator repair -----	3	680	74	18	6
7539 pt.	Brake, front end, and wheel alignment -----	1	(D)	(D)	(D)	AA
7539 pt.	Automotive electrical and fuel system services -----	—	—	—	—	—
7539 pt.	Other automotive repair shops, n.e.c. -----	1	(D)	(D)	(D)	AA
754	Automotive services, except repair -----	17	5 188	1 582	367	108
7542	Carwashes -----	6	906	222	58	14
7549	Automotive services, except repair and carwashes -----	11	4 282	1 360	309	94

Table 7a. Summary Statistics for Firms Subject to Federal Income Tax for Metropolitan Areas: 1992—Con.

[Includes only establishments with payroll. For meaning of abbreviations and symbols, see introductory text. For explanation of terms and comparability of 1987 and 1992 censuses, see appendix A. For definitions of CMSA's, MSA's, and PMSA's, see appendix D]

SIC code	Geographic area and kind of business or operation	Establishments (number)	Receipts (\$1,000)	Annual payroll (\$1,000)	First-quarter payroll (\$1,000)	Paid employees for pay period including March 12 (number)
BOSTON-WORCESTER-LAWRENCE, MA-NH-ME-CT CMSA—Con.						
Lawrence, MA-NH PMSA—Con.						
76	Miscellaneous repair services	73	29 835	9 908	2 398	361
762	Electrical repair shops	25	15 874	5 620	1 316	207
7622	Radio and television repair shops	8	4 510	1 830	438	79
7623, 9	Other electrical and electronic repair shops	17	11 364	3 790	878	128
7623	Refrigeration and air-conditioning service and repair shops	1	(D)	(D)	(D)	AA
7629	Electrical and electronic repair shops, n.e.c.	16	(D)	(D)	(D)	CC
763	Watch, clock, and jewelry repair	1	(D)	(D)	(D)	AA
764	Reupholstery and furniture repair	7	(D)	(D)	(D)	AA
769	Miscellaneous repair and related services	40	13 194	4 091	1 033	141
7692	Welding repair	4	597	230	46	6
7694	Armature rewinding shops	—	—	—	—	—
7699	Repair shops and related services, n.e.c.	36	12 597	3 861	987	135
78, 79, 84	Amusement and recreation services, including motion pictures and museums	135	93 512	30 709	5 541	1 684
781, 2	Motion picture production, distribution, and services	6	(D)	(D)	(D)	CC
783	Motion picture theaters	4	(D)	(D)	(D)	BB
7832	Motion picture theaters, except drive-in	4	(D)	(D)	(D)	BB
7833	Drive-in motion picture theaters	—	—	—	—	—
784	Video tape rental	42	8 969	1 893	406	231
792	Theatrical producers (except motion picture), bands, orchestras, and entertainers	2	(D)	(D)	(D)	AA
7922	Theatrical producers (except motion picture) and miscellaneous theatrical services	2	(D)	(D)	(D)	AA
7929	Bands, orchestras, actors, and other entertainers and entertainment groups	—	—	—	—	—
793	Bowling centers	3	2 147	818	140	44
79 ex. 792, 3, 84	Commercial sports and other amusement and recreation services, including museums	78	62 078	21 071	3 225	1 176
794	Commercial sports	6	(D)	(D)	(D)	CC
7941	Professional sports clubs, managers, promoters	—	—	—	—	—
7948	Racing, including track operation	6	(D)	(D)	(D)	CC
79 ex. 792, 3, 4; 84	Other amusement and recreation services, including museums	72	(D)	(D)	(D)	FF
791	Dance studios, schools, and halls	6	924	336	80	26
7991	Physical fitness facilities	10	2 322	489	130	80
7992	Public golf courses	2	(D)	(D)	(D)	BB
7993	Coin-operated amusement devices	3	947	112	26	15
7996	Amusement parks	1	(D)	(D)	(D)	BB
7997	Membership sports and recreation clubs	14	22 136	7 095	1 234	493
7999, 84	Amusement and recreation services, including museums, n.e.c. ..	36	8 488	1 880	469	209
7999 pt.	Concession operators of amusement devices and rides	6	1 305	521	179	117
7999 pt.	Carnivals, circuses, and fairs	—	—	—	—	—
7999 pt., 84	Other recreation and amusements, including museums	30	7 183	1 359	290	92
80	Health services	517	443 741	199 798	45 453	7 326
801	Offices and clinics of doctors of medicine	222	157 153	72 952	14 875	1 556
8011 pt.	Offices of doctors of medicine	213	150 245	69 736	14 253	1 457
8011 pt.	General medical clinics	9	6 908	3 216	622	99
802	Offices and clinics of dentists	147	53 722	21 929	5 019	875
803	Offices and clinics of doctors of osteopathy	2	(D)	(D)	(D)	AA
804	Offices and clinics of other health practitioners	77	23 892	7 872	1 775	349
8041	Offices and clinics of chiropractors	29	10 188	3 483	721	130
8042	Offices and clinics of optometrists	15	4 609	913	216	53
8043	Offices and clinics of podiatrists	10	2 201	819	190	35
8049	Offices and clinics of health practitioners, n.e.c.	23	6 894	2 657	648	131
805	Nursing and personal care facilities	26	81 481	42 408	10 415	2 420
8051	Skilled nursing care facilities	19	64 962	33 705	8 371	1 920
8052	Intermediate care facilities	7	16 519	8 703	2 044	500
8059	Nursing and personal care facilities, n.e.c.	—	—	—	—	—
806	Hospitals	5	85 222	37 254	9 669	1 367
8062	General medical and surgical hospitals	1	(D)	(D)	(D)	EE
8063, 9	Specialty hospitals	4	(D)	(D)	(D)	FF
807, 8, 9	Other health services	38	(D)	(D)	(D)	FF
807	Medical and dental laboratories	19	23 397	8 719	1 935	289
8071	Medical laboratories	18	(D)	(D)	(D)	EE
8072	Dental laboratories	1	(D)	(D)	(D)	AA
808	Home health care services	8	13 259	5 859	1 175	376
809	Miscellaneous health and allied services, n.e.c.	11	(D)	(D)	(D)	BB
8092	Kidney dialysis centers	—	—	—	—	—
8093	Specialty outpatient facilities, n.e.c.	9	(D)	(D)	(D)	BB
8099	Health and allied services, n.e.c.	2	(D)	(D)	(D)	AA
81	Legal services	194	53 166	16 347	3 782	633
823, 4, 9	Selected educational services	19	6 092	1 534	331	87
823	Libraries	—	—	—	—	—
824	Vocational schools	3	(D)	(D)	(D)	BB
829	Schools and educational services, n.e.c.	16	(D)	(D)	(D)	BB

MA-106 MASSACHUSETTS

SERVICE INDUSTRIES—GEOGRAPHIC AREA SERIES

Table 7a. Summary Statistics for Firms Subject to Federal Income Tax for Metropolitan Areas: 1992—Con.

[Includes only establishments with payroll. For meaning of abbreviations and symbols, see introductory text. For explanation of terms and comparability of 1987 and 1992 censuses, see appendix A. For definitions of CMSA's, MSA's, and PMSA's, see appendix D]

SIC code	Geographic area and kind of business or operation	Establishments (number)	Receipts (\$1,000)	Annual payroll (\$1,000)	First-quarter payroll (\$1,000)	Paid employees for pay period including March 12 (number)
	BOSTON-WORCESTER-LAWRENCE, MA-NH-ME-CT CMSA—Con.					
	Lawrence, MA-NH PMSA—Con.					
83	Social services	85	13 603	6 622	1 581	606
835	Child day care services	65	9 606	4 810	1 164	458
832, 3, 6, 9	Other social services	20	3 997	1 812	417	148
87 ex. 8733	Engineering, accounting, research, management, and related services (except noncommercial research organizations)	297	126 310	52 601	12 427	1 609
871	Engineering, architectural, and surveying services	93	29 650	13 213	3 037	441
8711	Engineering services	68	22 974	9 939	2 374	273
8712	Architectural services	10	1 705	427	99	21
8713	Surveying services	15	4 971	2 847	564	147
872	Accounting, auditing, and bookkeeping services	106	40 491	15 139	3 818	554
873 ex. 8733	Research, development, and testing services (except noncommercial research organizations)	15	17 641	7 788	1 895	177
8731	Commercial physical and biological research	5	(D)	(D)	(D)	CC
8732	Commercial economic, sociological, and educational research	5	(D)	(D)	(D)	BB
8734	Testing laboratories	5	(D)	(D)	(D)	BB
874	Management and public relations services	83	38 528	16 461	3 677	437
8741	Management services	21	18 268	8 945	2 127	251
8742	Management consulting services	42	17 004	6 409	1 314	148
8743	Public relations services	5	1 053	345	82	11
8744	Facilities support management services	—	—	—	—	—
8748	Business consulting services, n.e.c.	15	2 203	762	154	27
89	Services, n.e.c.	20	13 845	6 997	1 274	119
	Lowell, MA-NH PMSA					
	Total	1 686	1 181 958	451 915	107 658	16 919
70 ex. 704	Hotels, rooming houses, camps, and other lodging places (except membership lodging)	19	30 159	9 140	2 198	776
7011	Hotels and motels	14	29 426	8 880	2 154	756
7011 pt.	Hotels	12	(D)	(D)	(D)	FF
7011 pt.	Motels, motor hotels, and tourist courts	2	(D)	(D)	(D)	BB
702, 3	Other lodging places	5	733	260	44	20
72	Personal services	227	46 856	15 588	3 555	1 253
721	Laundry, cleaning, and garment services	50	14 651	5 375	1 304	365
7211	Power laundries, family and commercial*	1	(D)	(D)	(D)	AA
7213	Linen supply*	3	(D)	(D)	(D)	CC
7215	Coin-operated laundries and drycleaning	12	1 400	399	71	32
7216	Drycleaning plants, except rug cleaning*	24	5 098	1 631	396	143
7217	Carpet and upholstery cleaning	7	873	197	44	24
7218	Industrial laundries*	—	—	—	—	—
7212, 9	Other laundry, cleaning, and garment services*	3	(D)	(D)	(D)	AA
722	Photographic studios, portrait	7	5 653	1 614	314	153
723, 4	Beauty and barber shops	136	15 085	5 807	1 328	559
723	Beauty shops	133	14 438	5 508	1 261	531
724	Barber shops	3	647	299	67	28
725	Shoe repair shops and shoeshine parlors	—	—	—	—	—
726	Funeral service and crematories	19	7 857	1 801	373	69
729	Miscellaneous personal services	15	3 610	991	236	107
73	Business services	309	398 299	156 288	36 879	5 140
731	Advertising	4	(D)	(D)	(D)	BB
732	Consumer credit reporting agencies, mercantile reporting agencies, and adjustment and collection agencies	3	(D)	(D)	(D)	AA
733	Mailing, reproduction, commercial art and photography, and stenographic services	21	10 255	2 736	627	82
734	Services to dwellings and other buildings	51	10 123	4 324	938	328
735	Miscellaneous equipment rental and leasing	23	20 256	4 398	833	117
736	Personnel supply services	27	33 676	18 610	3 830	1 405
737	Computer programming, data processing, and other computer related services	121	282 733	111 881	27 418	2 155
7371, 2, 3	Computer programming, prepackaged software, and integrated systems	80	224 075	87 822	21 448	1 535
7374, 5, 6	Data processing services	6	(D)	(D)	(D)	EE
7377, 8, 9	Computer rental and leasing, maintenance, and related services, n.e.c.	35	(D)	(D)	(D)	EE
738	Miscellaneous business services	59	(D)	(D)	(D)	GG
75	Automotive repair, services, and parking	180	55 695	13 814	3 188	675
751	Automotive rental and leasing, without drivers	3	(D)	(D)	(D)	AA
752	Automobile parking	6	(D)	(D)	(D)	BB
753	Automotive repair shops	154	49 050	11 688	2 691	521
7532	Top, body, and upholstery repair shops and paint shops	46	13 289	3 392	795	141
7538	General automotive repair shops	76	25 973	5 993	1 427	281
7533, 4, 6, 7, 9	Other automotive repair shops	32	9 788	2 303	469	99
754	Automotive services, except repair	17	4 563	1 395	349	110

Table 7a. Summary Statistics for Firms Subject to Federal Income Tax for Metropolitan Areas: 1992—Con.

[Includes only establishments with payroll. For meaning of abbreviations and symbols, see introductory text. For explanation of terms and comparability of 1987 and 1992 censuses, see appendix A. For definitions of CMSA's, MSA's, and PMSA's, see appendix D]

SIC code	Geographic area and kind of business or operation	Establishments (number)	Receipts (\$1,000)	Annual payroll (\$1,000)	First-quarter payroll (\$1,000)	Paid employees for pay period including March 12 (number)
	BOSTON-WORCESTER-LAWRENCE, MA-NH-ME-CT CMSA—Con.					
	Lowell, MA-NH PMSA—Con.					
76	Miscellaneous repair services -----	66	16 173	5 158	1 137	217
762	Electrical repair shops -----	20	5 018	1 899	463	79
7622	Radio and television repair shops -----	4	(D)	(D)	(D)	AA
7623, 9	Other electrical and electronic repair shops -----	16	(D)	(D)	(D)	BB
763	Watch, clock, and jewelry repair -----	3	419	22	6	4
764	Reupholstery and furniture repair -----	3	531	199	42	15
769	Miscellaneous repair and related services -----	40	10 205	3 038	626	119
78, 79, 84	Amusement and recreation services, including motion pictures and museums -----	89	49 403	11 707	2 633	941
781, 2	Motion picture production, distribution, and services -----	—	—	—	—	—
783	Motion picture theaters -----	5	3 881	563	139	70
784	Video tape rental -----	23	5 282	1 006	235	124
792	Theatrical producers (except motion picture), bands, orchestras, and entertainers -----	4	(D)	(D)	(D)	AA
793	Bowling centers -----	2	(D)	(D)	(D)	BB
79 ex. 792, 3, 84	Commercial sports and other amusement and recreation services, including museums -----	55	37 757	9 591	2 122	701
80	Health services -----	363	229 564	100 312	22 257	4 179
801	Offices and clinics of doctors of medicine -----	149	76 025	34 273	6 908	802
802	Offices and clinics of dentists -----	109	42 812	16 536	3 713	690
803	Offices and clinics of doctors of osteopathy -----	—	—	—	—	—
804	Offices and clinics of other health practitioners -----	64	21 771	6 858	1 577	313
805	Nursing and personal care facilities -----	14	64 017	32 360	7 893	1 748
806	Hospitals -----	—	—	—	—	—
807, 8, 9	Other health services -----	27	24 939	10 285	2 166	626
81	Legal services -----	146	48 084	16 241	3 529	506
823, 4, 9	Selected educational services -----	13	(D)	(D)	(D)	BB
83	Social services -----	49	12 727	5 678	1 372	434
835	Child day care services -----	35	8 404	4 250	1 064	352
832, 3, 6, 9	Other social services -----	14	4 323	1 428	308	82
87 ex. 8733	Engineering, accounting, research, management, and related services (except noncommercial research organizations) -----	212	288 741	115 297	30 314	2 700
871	Engineering, architectural, and surveying services -----	70	47 175	22 261	6 246	620
872	Accounting, auditing, and bookkeeping services -----	64	13 057	4 623	1 099	196
873 ex. 8733	Research, development, and testing services (except noncommercial research organizations) -----	24	33 072	14 903	4 042	335
874	Management and public relations services -----	54	195 437	73 510	18 927	1 549
89	Services, n.e.c. -----	13	(D)	(D)	(D)	BB
	Manchester, NH PMSA					
	Total -----	1 612	1 084 136	449 221	95 602	18 819
	(See appropriate State for SIC detail.)					
	Nashua, NH PMSA					
	Total -----	1 407	653 351	269 867	60 733	11 031
	(See appropriate State for SIC detail.)					
	New Bedford, MA PMSA					
	Total -----	1 033	413 777	167 741	37 272	8 343
70 ex. 704	Hotels, rooming houses, camps, and other lodging places (except membership lodging) -----	14	5 007	1 401	268	138
7011	Hotels and motels -----	9	4 266	1 199	252	130
7011 pt.	Hotels -----	3	(D)	(D)	(D)	BB
7011 pt.	Motels, motor hotels, and tourist courts -----	6	(D)	(D)	(D)	BB
702, 3	Other lodging places -----	5	741	202	16	8

MA-108 MASSACHUSETTS

SERVICE INDUSTRIES—GEOGRAPHIC AREA SERIES

Table 7a. Summary Statistics for Firms Subject to Federal Income Tax for Metropolitan Areas: 1992—Con.

[Includes only establishments with payroll. For meaning of abbreviations and symbols, see introductory text. For explanation of terms and comparability of 1987 and 1992 censuses, see appendix A. For definitions of CMSA's, MSA's, and PMSA's, see appendix D]

SIC code	Geographic area and kind of business or operation	Establishments (number)	Receipts (\$1,000)	Annual payroll (\$1,000)	First-quarter payroll (\$1,000)	Paid employees for pay period including March 12 (number)
	BOSTON-WORCESTER-LAWRENCE, MA-NH-ME-CT CMSA—Con.					
	New Bedford, MA PMSA —Con.					
72	Personal services -----	152	39 826	12 550	3 022	1 039
721	Laundry, cleaning, and garment services -----	35	24 033	7 267	1 645	448
7211	Power laundries, family and commercial* -----	1	(D)	(D)	(D)	CC
7213	Linen supply* -----	—	—	—	—	—
7215	Coin-operated laundries and drycleaning -----	18	3 145	908	188	74
7216	Drycleaning plants, except rug cleaning* -----	6	1 701	727	176	68
7217	Carpet and upholstery cleaning -----	3	276	51	10	6
7218	Industrial laundries* -----	3	(D)	(D)	(D)	CC
7212, 9	Other laundry, cleaning, and garment services* -----	4	(D)	(D)	(D)	BB
722	Photographic studios, portrait -----	6	1 185	326	74	31
723, 4	Beauty and barber shops -----	86	6 953	2 638	616	285
723	Beauty shops -----	85	(D)	(D)	(D)	EE
724	Barber shops -----	1	(D)	(D)	(D)	AA
725	Shoe repair shops and shoeshine parlors -----	—	—	—	—	—
726	Funeral service and crematories -----	14	5 488	1 403	316	49
729	Miscellaneous personal services -----	11	2 167	916	371	226
73	Business services -----	119	33 403	13 544	2 956	938
731	Advertising -----	7	1 878	680	161	50
732	Consumer credit reporting agencies, mercantile reporting agencies, and adjustment and collection agencies -----	1	(D)	(D)	(D)	AA
733	Mailing, reproduction, commercial art and photography, and stenographic services -----	13	5 442	1 566	345	71
734	Services to dwellings and other buildings -----	30	4 709	2 208	478	121
735	Miscellaneous equipment rental and leasing -----	12	3 454	725	174	42
736	Personnel supply services -----	14	8 180	5 061	1 082	421
737	Computer programming, data processing, and other computer related services -----	9	1 283	478	118	24
7371, 2, 3	Computer programming, prepackaged software, and integrated systems -----	4	789	315	85	16
7374, 5, 6	Data processing services -----	2	(D)	(D)	(D)	AA
7377, 8, 9	Computer rental and leasing, maintenance, and related services, n.e.c. -----	3	(D)	(D)	(D)	AA
738	Miscellaneous business services -----	33	(D)	(D)	(D)	CC
75	Automotive repair, services, and parking -----	116	29 237	7 800	1 908	455
751	Automotive rental and leasing, without drivers -----	8	(D)	(D)	(D)	BB
752	Automobile parking -----	2	(D)	(D)	(D)	AA
753	Automotive repair shops -----	90	22 963	6 440	1 576	346
7532	Top, body, and upholstery repair shops and paint shops -----	26	6 256	2 117	562	127
7538	General automotive repair shops -----	44	8 801	1 955	447	113
7533, 4, 6, 7, 9	Other automotive repair shops -----	20	7 906	2 368	567	106
754	Automotive services, except repair -----	16	2 862	809	218	82
76	Miscellaneous repair services -----	51	25 400	6 131	1 479	262
762	Electrical repair shops -----	13	5 054	1 249	302	67
7622	Radio and television repair shops -----	4	852	286	73	17
7623, 9	Other electrical and electronic repair shops -----	9	4 202	963	229	50
763	Watch, clock, and jewelry repair -----	—	—	—	—	—
764	Reupholstery and furniture repair -----	4	179	62	7	4
769	Miscellaneous repair and related services -----	34	20 167	4 820	1 170	191
78, 79, 84	Amusement and recreation services, including motion pictures and museums -----	70	17 042	4 098	799	499
781, 2	Motion picture production, distribution, and services -----	—	—	—	—	—
783	Motion picture theaters -----	3	(D)	(D)	(D)	BB
784	Video tape rental -----	18	2 804	512	110	57
792	Theatrical producers (except motion picture), bands, orchestras, and entertainers -----	—	—	—	—	—
793	Bowling centers -----	3	(D)	(D)	(D)	BB
79 ex. 792, 3, 84	Commercial sports and other amusement and recreation services, including museums -----	46	10 212	2 817	496	296
80	Health services -----	238	171 283	86 581	18 483	3 438
801	Offices and clinics of doctors of medicine -----	92	67 217	38 401	7 900	708
802	Offices and clinics of dentists -----	60	20 320	7 149	1 610	315
803	Offices and clinics of doctors of osteopathy -----	2	(D)	(D)	(D)	AA
804	Offices and clinics of other health practitioners -----	42	12 228	4 282	816	172
805	Nursing and personal care facilities -----	20	45 951	24 403	5 707	1 392
806	Hospitals -----	1	(D)	(D)	(D)	CC
807, 8, 9	Other health services -----	21	(D)	(D)	(D)	FF
81	Legal services -----	109	37 154	11 502	2 550	414
823, 4, 9	Selected educational services -----	6	(D)	(D)	(D)	BB
83	Social services -----	41	9 844	4 660	1 120	420
835	Child day care services -----	22	3 419	1 646	372	152
832, 3, 6, 9	Other social services -----	19	6 425	3 014	748	268

Table 7a. Summary Statistics for Firms Subject to Federal Income Tax for Metropolitan Areas: 1992—Con.

[Includes only establishments with payroll. For meaning of abbreviations and symbols, see introductory text. For explanation of terms and comparability of 1987 and 1992 censuses, see appendix A. For definitions of CMSA's, MSA's, and PMSA's, see appendix D]

SIC code	Geographic area and kind of business or operation	Establishments (number)	Receipts (\$1,000)	Annual payroll (\$1,000)	First-quarter payroll (\$1,000)	Paid employees for pay period including March 12 (number)
	BOSTON-WORCESTER-LAWRENCE, MA-NH-ME-CT CMSA—Con.					
	New Bedford, MA PMSA —Con.					
87 ex. 8733	Engineering, accounting, research, management, and related services (except noncommercial research organizations) -----	112	43 624	18 647	4 509	697
871	Engineering, architectural, and surveying services -----	36	(D)	(D)	(D)	CC
872	Accounting, auditing, and bookkeeping services -----	45	(D)	(D)	(D)	CC
873 ex. 8733	Research, development, and testing services (except noncommercial research organizations) -----	1	(D)	(D)	(D)	BB
874	Management and public relations services -----	30	19 342	8 419	2 114	308
89	Services, n.e.c. -----	5	(D)	(D)	(D)	BB
	Portsmouth-Rochester, NH-ME PMSA					
	Total -----	1 894	908 608	377 340	81 865	18 750
	(See appropriate State for SIC detail.)					
	Worcester, MA-CT PMSA					
	Total -----	3 044	1 866 029	738 691	170 757	33 302
70 ex. 704	Hotels, rooming houses, camps, and other lodging places (except membership lodging) -----	52	55 034	15 093	3 479	1 423
7011	Hotels and motels -----	39	49 780	14 045	3 318	1 340
7011 pt.	Hotels -----	15	26 173	7 530	1 795	671
7011 pt.	Hotels, 25 guestrooms or more -----	11	25 384	7 403	1 770	660
7011 pt.	Hotels, less than 25 guestrooms -----	4	789	127	25	11
7011 pt.	Motels, motor hotels, and tourist courts -----	24	23 607	6 515	1 523	669
7011 pt.	Motels, tourist courts -----	16	7 405	2 180	515	212
7011 pt.	Motor hotels -----	8	16 202	4 335	1 008	457
702, 3	Other lodging places -----	13	5 254	1 048	161	83
702	Rooming and boarding houses -----	4	519	126	28	11
703	Camps and recreational vehicle parks -----	9	4 735	922	133	72
72	Personal services -----	407	79 328	25 143	5 993	2 176
721	Laundry, cleaning, and garment services -----	80	26 844	8 190	1 933	608
7211	Power laundries, family and commercial* -----	2	(D)	(D)	(D)	AA
7213	Linen supply* -----	1	(D)	(D)	(D)	CC
7215	Coin-operated laundries and drycleaning -----	20	1 972	355	93	61
7216	Drycleaning plants, except rug cleaning* -----	32	8 157	3 108	745	273
7217	Carpet and upholstery cleaning -----	8	872	157	41	22
7218	Industrial launderers* -----	3	(D)	(D)	(D)	BB
7212, 9	Other laundry, cleaning, and garment services* -----	14	2 297	401	87	32
7212	Garment pressing, and agents for laundries and drycleaners -----	7	1 821	302	64	22
7219	Laundry and garment services, n.e.c.* -----	7	476	99	23	10
722	Photographic studios, portrait -----	23	5 240	1 234	288	101
723, 4	Beauty and barber shops -----	234	23 425	9 393	2 195	868
723	Beauty shops -----	221	22 346	8 904	2 103	833
724	Barber shops -----	13	1 079	489	92	35
725	Shoe repair shops and shoeshine parlors -----	3	(D)	(D)	(D)	AA
726	Funeral service and crematories -----	41	16 127	3 607	718	115
729	Miscellaneous personal services -----	26	(D)	(D)	(D)	EE
7291	Tax return preparation services -----	9	2 102	1 212	531	358
7299	Miscellaneous personal services, n.e.c. -----	17	(D)	(D)	(D)	CC
73	Business services -----	516	453 038	181 702	42 198	8 856
731	Advertising -----	26	9 559	3 346	752	126
7311	Advertising agencies -----	23	7 101	2 061	467	85
7312	Outdoor advertising services -----	1	(D)	(D)	(D)	AA
7313	Radio, television, publishers' advertising representatives -----	1	(D)	(D)	(D)	BB
7319	Advertising, n.e.c. -----	1	(D)	(D)	(D)	AA
732	Consumer credit reporting agencies, mercantile reporting agencies, and adjustment and collection agencies -----	12	4 713	2 399	617	121
7322	Adjustment and collection services -----	12	4 713	2 399	617	121
7323	Credit reporting services -----	-	-	-	-	-
733	Mailing, reproduction, commercial art and photography, and stenographic services -----	37	9 606	3 137	719	174
7331	Direct mail advertising services -----	4	2 040	746	176	59
7334	Photocopying and duplicating services -----	3	879	103	24	7
7335, 6	Commercial photography, art, and graphics -----	18	4 478	1 198	259	60
7335	Commercial photography -----	6	1 033	224	22	13
7336	Commercial art and graphic design -----	12	3 445	974	237	47
7338	Secretarial and court reporting services -----	12	2 209	1 090	260	48
734	Services to dwellings and other buildings -----	113	22 530	9 710	2 307	1 001
7342	Disinfecting and pest control services -----	14	4 115	1 599	278	78
7349	Building cleaning and maintenance services, n.e.c. -----	99	18 415	8 111	2 029	923
735	Miscellaneous equipment rental and leasing -----	34	43 763	9 709	2 117	440
7352	Medical equipment rental and leasing -----	4	7 226	1 479	345	76
7353	Heavy construction equipment rental and leasing -----	5	2 079	411	76	21
7359	Equipment rental and leasing, n.e.c. -----	25	34 458	7 819	1 696	343

MA-110 MASSACHUSETTS

SERVICE INDUSTRIES—GEOGRAPHIC AREA SERIES

Table 7a. Summary Statistics for Firms Subject to Federal Income Tax for Metropolitan Areas: 1992—Con.

[Includes only establishments with payroll. For meaning of abbreviations and symbols, see introductory text. For explanation of terms and comparability of 1987 and 1992 censuses, see appendix A. For definitions of CMSA's, MSA's, and PMSA's, see appendix D]

SIC code	Geographic area and kind of business or operation	Establishments (number)	Receipts (\$1,000)	Annual payroll (\$1,000)	First-quarter payroll (\$1,000)	Paid employees for pay period including March 12 (number)
	BOSTON-WORCESTER-LAWRENCE, MA-NH-ME-CT CMSA—Con.					
	Worcester, MA-CT PMSA —Con.					
73	Business services—Con.					
736	Personnel supply services -----	67	61 580	43 208	9 700	3 848
7361	Employment agencies -----	18	3 630	1 888	393	94
7363	Help supply services -----	49	57 950	41 320	9 307	3 754
7363 pt.	Temporary help supply -----	43	56 294	40 007	8 973	3 705
7363 pt.	Help supply, except temporary -----	6	1 656	1 313	334	49
737	Computer programming, data processing, and other computer related services -----	101	242 189	88 612	20 798	1 741
7371, 2, 3	Computer programming, prepackaged software, and integrated systems -----	64	188 824	71 159	16 667	1 311
7371	Computer programming services -----	38	22 620	10 500	2 375	210
7372	Prepackaged software -----	17	78 245	43 153	10 834	820
7373	Computer integrated systems -----	9	87 959	17 506	3 458	281
7374, 5, 6	Data processing services -----	8	(D)	(D)	(D)	CC
7374, 5	Computer processing, information retrieval -----	8	(D)	(D)	(D)	CC
7376	Computer facilities management services -----	—	—	—	—	—
7377, 8, 9	Computer rental and leasing, maintenance, and related services, n.e.c. -----	29	(D)	(D)	(D)	CC
7377	Computer rental and leasing -----	4	(D)	(D)	(D)	AA
7378	Computer maintenance and repair -----	7	2 548	769	247	29
7379	Computer related services, n.e.c. -----	18	(D)	(D)	(D)	CC
738	Miscellaneous business services -----	126	59 098	21 581	5 188	1 405
7381, 2	Detective agencies and protective services -----	30	14 017	7 602	1 596	602
7381	Detective, guard, and armored car services -----	28	(D)	(D)	(D)	FF
7382	Security systems services -----	2	(D)	(D)	(D)	BB
7383	News syndicates -----	1	(D)	(D)	(D)	AA
7384	Photofinishing laboratories* -----	14	4 476	1 431	340	73
7389	Business services, n.e.c. -----	81	(D)	(D)	(D)	FF
7389 pt.	Sign painting shops -----	4	1 233	263	66	20
7389 pt.	Interior designing -----	4	(D)	(D)	(D)	AA
7389 pt.	Telephone answering services -----	6	1 298	594	137	48
7389 pt.	Other business services -----	67	35 545	11 220	2 929	642
75	Automotive repair, services, and parking -----	326	182 047	35 645	8 710	1 621
751	Automotive rental and leasing, without drivers -----	22	84 003	10 791	2 577	335
7513	Truck rental and leasing, without drivers -----	10	(D)	(D)	(D)	EE
7514, 5	Passenger car rental and leasing -----	10	(D)	(D)	(D)	BB
7514	Passenger car rental -----	9	(D)	(D)	(D)	BB
7515	Passenger car leasing -----	1	(D)	(D)	(D)	AA
7519	Utility trailer and recreational vehicle rental -----	2	(D)	(D)	(D)	AA
752	Automobile parking -----	16	6 249	1 364	370	108
753	Automotive repair shops -----	256	82 941	20 827	5 123	1 016
7532	Top, body, and upholstery repair shops and paint shops -----	90	32 423	8 472	2 063	404
7532 pt.	Top and body repair shops -----	87	31 937	8 332	2 025	397
7532 pt.	Paint shops -----	3	486	140	38	7
7538	General automotive repair shops -----	117	34 295	8 286	2 095	424
7538 pt.	General automotive repair shops, except diesel -----	104	30 652	7 306	1 837	375
7538 pt.	Diesel repair shops -----	13	3 643	980	258	49
7533, 4, 6, 7, 9	Other automotive repair shops -----	49	16 223	4 069	965	188
7533	Automotive exhaust system repair shops -----	7	2 797	697	164	31
7534	Tire retreading and repair shops -----	2	(D)	(D)	(D)	AA
7536	Automotive glass replacement shops -----	9	2 344	582	126	28
7537	Automotive transmission repair shops -----	13	3 484	1 184	291	59
7539	Automotive repair shops, n.e.c. -----	18	(D)	(D)	(D)	BB
7539 pt.	Radiator repair -----	7	2 138	530	100	21
7539 pt.	Brake, front end, and wheel alignment -----	7	4 078	818	219	31
7539 pt.	Automotive electrical and fuel system services -----	3	(D)	(D)	(D)	AA
7539 pt.	Other automotive repair shops, n.e.c. -----	1	(D)	(D)	(D)	AA
754	Automotive services, except repair -----	32	8 854	2 663	640	162
7542	Carwashes -----	18	3 275	1 153	268	49
7549	Automotive services, except repair and carwashes -----	14	5 579	1 510	372	113
76	Miscellaneous repair services -----	120	45 326	13 775	3 169	552
762	Electrical repair shops -----	31	14 981	5 216	1 278	216
7622	Radio and television repair shops -----	7	2 040	308	72	14
7623, 9	Other electrical and electronic repair shops -----	24	12 941	4 908	1 206	202
7623	Refrigeration and air-conditioning service and repair shops -----	6	3 939	597	135	23
7629	Electrical and electronic repair shops, n.e.c. -----	18	9 002	4 311	1 071	179
763	Watch, clock, and jewelry repair -----	3	(D)	(D)	(D)	AA
764	Reupholstery and furniture repair -----	5	(D)	(D)	(D)	AA
769	Miscellaneous repair and related services -----	81	29 483	8 322	1 833	315
7692	Welding repair -----	11	2 171	615	143	24
7694	Armature rewinding shops -----	5	3 732	1 342	346	55
7699	Repair shops and related services, n.e.c. -----	65	23 580	6 365	1 344	236

Table 7a. Summary Statistics for Firms Subject to Federal Income Tax for Metropolitan Areas: 1992—Con.

[Includes only establishments with payroll. For meaning of abbreviations and symbols, see introductory text. For explanation of terms and comparability of 1987 and 1992 censuses, see appendix A. For definitions of CMSA's, MSA's, and PMSA's, see appendix D.]

SIC code	Geographic area and kind of business or operation	Establishments (number)	Receipts (\$1,000)	Annual payroll (\$1,000)	First-quarter payroll (\$1,000)	Paid employees for pay period including March 12 (number)
	BOSTON-WORCESTER-LAWRENCE, MA-NH-ME-CT CMSA—Con.					
	Worcester, MA-CT PMSA —Con.					
78, 79, 84	Amusement and recreation services, including motion pictures and museums	165	64 293	15 777	3 754	2 188
781, 2	Motion picture production, distribution, and services	4	(D)	(D)	(D)	BB
783	Motion picture theaters	11	7 318	1 195	273	126
7832	Motion picture theaters, except drive-in	9	(D)	(D)	(D)	CC
7833	Drive-in motion picture theaters	2	(D)	(D)	(D)	AA
784	Video tape rental	43	6 964	1 202	303	192
792	Theatrical producers (except motion picture), bands, orchestras, and entertainers	6	(D)	(D)	(D)	AA
7922	Theatrical producers (except motion picture) and miscellaneous theatrical services	3	(D)	(D)	(D)	AA
7929	Bands, orchestras, actors, and other entertainers and entertainment groups	3	(D)	(D)	(D)	AA
793	Bowling centers	9	4 013	1 267	278	123
79 ex. 792, 3; 84	Commercial sports and other amusement and recreation services, including museums	92	43 427	11 344	2 722	1 702
794	Commercial sports	1	(D)	(D)	(D)	AA
7941	Professional sports clubs, managers, promoters	—	—	—	—	—
7948	Racing, including track operation	1	(D)	(D)	(D)	AA
79 ex. 792, 3, 4; 84	Other amusement and recreation services, including museums	91	(D)	(D)	(D)	GG
791	Dance studios, schools, and halls	14	2 143	801	204	85
7991	Physical fitness facilities	18	7 314	1 591	417	182
7992	Public golf courses	8	4 501	1 131	157	69
7993	Coin-operated amusement devices	5	984	148	28	18
7996	Amusement parks	—	—	—	—	—
7997	Membership sports and recreation clubs	18	11 952	3 691	518	213
7999, 84	Amusement and recreation services, including museums, n.e.c.	28	(D)	(D)	(D)	GG
7999 pt.	Concession operators of amusement devices and rides	—	—	—	—	—
7999 pt.	Carnivals, circuses, and fairs	—	—	—	—	—
7999 pt., 84	Other recreation and amusements, including museums	28	(D)	(D)	(D)	GG
80	Health services	742	619 360	302 524	68 399	11 036
801	Offices and clinics of doctors of medicine	296	266 522	145 911	32 182	3 267
8011 pt.	Offices of doctors of medicine	288	260 836	142 544	31 522	3 220
8011 pt.	General medical clinics	8	5 686	3 367	660	47
802	Offices and clinics of dentists	206	68 394	26 254	5 776	1 137
803	Offices and clinics of doctors of osteopathy	4	(D)	(D)	(D)	BB
804	Offices and clinics of other health practitioners	116	27 284	8 587	1 962	419
8041	Offices and clinics of chiropractors	37	10 498	2 964	645	142
8042	Offices and clinics of optometrists	28	6 262	1 495	354	89
8043	Offices and clinics of podiatrists	17	3 448	1 199	317	65
8049	Offices and clinics of health practitioners, n.e.c.	34	7 076	2 929	646	123
805	Nursing and personal care facilities	53	146 148	77 170	18 826	4 361
8051	Skilled nursing care facilities	36	124 718	65 970	16 106	3 647
8052	Intermediate care facilities	6	15 451	8 248	1 936	470
8059	Nursing and personal care facilities, n.e.c.	11	5 979	2 952	784	244
806	Hospitals	2	(D)	(D)	(D)	FF
8062	General medical and surgical hospitals	—	—	—	—	—
8063, 9	Specialty hospitals	2	(D)	(D)	(D)	FF
807, 8, 9	Other health services	65	(D)	(D)	(D)	GG
807	Medical and dental laboratories	34	54 452	20 892	4 374	705
8071	Medical laboratories	22	51 266	19 359	3 964	630
8072	Dental laboratories	12	3 186	1 533	410	75
808	Home health care services	15	10 741	5 351	955	412
809	Miscellaneous health and allied services, n.e.c.	16	(D)	(D)	(D)	CC
8092	Kidney dialysis centers	—	—	—	—	—
8093	Specialty outpatient facilities, n.e.c.	7	9 209	2 637	577	85
8099	Health and allied services, n.e.c.	9	(D)	(D)	(D)	BB
81	Legal services	265	134 578	47 171	10 494	1 466
823, 4, 9	Selected educational services	33	(D)	(D)	(D)	CC
823	Libraries	—	—	—	—	—
824	Vocational schools	11	2 069	940	302	72
829	Schools and educational services, n.e.c.	22	(D)	(D)	(D)	CC
83	Social services	76	20 008	9 258	2 087	650
835	Child day care services	51	6 416	3 112	757	297
832, 3, 6, 9	Other social services	25	13 592	6 146	1 330	353

MA-112 MASSACHUSETTS

SERVICE INDUSTRIES—GEOGRAPHIC AREA SERIES

Table 7a. Summary Statistics for Firms Subject to Federal Income Tax for Metropolitan Areas: 1992 — Con.

[Includes only establishments with payroll. For meaning of abbreviations and symbols, see introductory text. For explanation of terms and comparability of 1987 and 1992 censuses, see appendix A. For definitions of CMSA's, MSA's, and PMSA's, see appendix D]

SIC code	Geographic area and kind of business or operation	Establishments (number)	Receipts (\$1,000)	Annual payroll (\$1,000)	First-quarter payroll (\$1,000)	Paid employees for pay period including March 12 (number)
BOSTON-WORCESTER-LAWRENCE, MA-NH-ME-CT CMSA—Con.						
Worcester, MA-CT PMSA —Con.						
87 ex. 8733	Engineering, accounting, research, management, and related services (except noncommercial research organizations) -----	321	196 810	87 166	20 567	2 958
871	Engineering, architectural, and surveying services -----	100	51 375	20 460	4 699	555
8711	Engineering services -----	66	41 948	16 693	3 890	412
8712	Architectural services -----	18	5 916	1 892	431	66
8713	Surveying services -----	16	3 511	1 875	378	77
872	Accounting, auditing, and bookkeeping services -----	108	58 508	27 179	6 885	1 136
873 ex. 8733	Research, development, and testing services (except noncommercial research organizations) -----	23	25 677	11 123	2 523	390
8731	Commercial physical and biological research -----	5	(D)	(D)	(D)	BB
8732	Commercial economic, sociological, and educational research -----	1	(D)	(D)	(D)	AA
8734	Testing laboratories -----	17	18 562	7 666	1 734	309
874	Management and public relations services -----	90	61 250	28 404	6 460	877
8741	Management services -----	22	26 171	12 017	3 050	564
8742	Management consulting services -----	56	28 683	14 803	3 068	255
8743	Public relations services -----	3	(D)	(D)	(D)	AA
8744	Facilities support management services -----	—	—	—	—	—
8748	Business consulting services, n.e.c. -----	9	(D)	(D)	(D)	BB
89	Services, n.e.c. -----	21	(D)	(D)	(D)	CC
PITTSFIELD, MA MSA						
	Total -----	668	352 002	149 803	30 572	6 868
70 ex. 704	Hotels, rooming houses, camps, and other lodging places (except membership lodging) -----	45	50 761	17 724	3 666	1 381
7011	Hotels and motels -----	40	46 894	16 491	3 558	1 367
7011 pt. 7011 pt.	Hotels -----	22	42 620	15 594	3 383	1 303
	Motels, motor hotels, and tourist courts -----	18	4 274	897	175	64
702, 3	Other lodging places -----	5	3 867	1 233	108	14
72	Personal services -----	95	18 943	6 907	1 675	588
721	Laundry, cleaning, and garment services -----	19	8 426	3 250	747	227
7211	Power laundries, family and commercial* -----	—	—	—	—	—
7213	Linen supply* -----	1	(D)	(D)	(D)	CC
7215	Coin-operated laundries and drycleaning -----	9	(D)	(D)	(D)	BB
7216	Drycleaning plants, except rug cleaning* -----	8	1 951	707	168	66
7217	Carpet and upholstery cleaning -----	—	—	—	—	—
7218	Industrial launderers* -----	1	(D)	(D)	(D)	BB
7212, 9	Other laundry, cleaning, and garment services* -----	—	—	—	—	—
722	Photographic studios, portrait -----	4	(D)	(D)	(D)	BB
723, 4	Beauty and barber shops -----	51	4 531	1 867	424	206
723	Beauty shops -----	51	4 531	1 867	424	206
724	Barber shops -----	—	—	—	—	—
725	Shoe repair shops and shoeshine parlors -----	—	—	—	—	—
726	Funeral service and crematories -----	12	3 887	1 109	257	39
729	Miscellaneous personal services -----	9	(D)	(D)	(D)	BB
73	Business services -----	86	51 403	21 924	4 728	1 047
731	Advertising -----	5	2 195	649	165	35
732	Consumer credit reporting agencies, mercantile reporting agencies, and adjustment and collection agencies -----	1	(D)	(D)	(D)	AA
733	Mailing, reproduction, commercial art and photography, and stenographic services -----	5	1 658	622	155	30
734	Services to dwellings and other buildings -----	22	5 437	2 627	575	200
735	Miscellaneous equipment rental and leasing -----	8	2 606	467	98	24
736	Personnel supply services -----	7	5 432	3 619	748	273
737	Computer programming, data processing, and other computer related services -----	16	24 421	9 618	2 126	265
7371, 2, 3	Computer programming, prepackaged software, and integrated systems -----	6	(D)	(D)	(D)	CC
7374, 5, 6	Data processing services -----	5	(D)	(D)	(D)	CC
7377, 8, 9	Computer rental and leasing, maintenance, and related services, n.e.c. -----	5	(D)	(D)	(D)	AA
738	Miscellaneous business services -----	22	(D)	(D)	(D)	CC
75	Automotive repair, services, and parking -----	61	16 175	4 061	996	212
751	Automotive rental and leasing, without drivers -----	6	(D)	(D)	(D)	AA
752	Automobile parking -----	1	(D)	(D)	(D)	AA
753	Automotive repair shops -----	47	11 476	2 867	710	145
7532	Top, body, and upholstery repair shops and paint shops -----	21	6 186	1 684	425	79
7538	General automotive repair shops -----	22	(D)	(D)	(D)	BB
7533, 4, 6, 7, 9	Other automotive repair shops -----	4	(D)	(D)	(D)	AA
754	Automotive services, except repair -----	7	2 541	674	154	46

Table 7a. Summary Statistics for Firms Subject to Federal Income Tax for Metropolitan Areas: 1992—Con.

[Includes only establishments with payroll. For meaning of abbreviations and symbols, see introductory text. For explanation of terms and comparability of 1987 and 1992 censuses, see appendix A. For definitions of CMSA's, MSA's, and PMSA's, see appendix D]

SIC code	Geographic area and kind of business or operation	Establishments (number)	Receipts (\$1,000)	Annual payroll (\$1,000)	First-quarter payroll (\$1,000)	Paid employees for pay period including March 12 (number)
PITTSFIELD, MA MSA—Con.						
76	Miscellaneous repair services	24	8 128	2 835	692	126
762	Electrical repair shops	8	3 964	1 219	290	53
7622	Radio and television repair shops	2	(D)	(D)	(D)	AA
7623, 9	Other electrical and electronic repair shops	6	(D)	(D)	(D)	BB
763	Watch, clock, and jewelry repair	—	—	—	—	—
764	Reupholstery and furniture repair	3	271	58	13	5
769	Miscellaneous repair and related services	13	3 893	1 558	389	68
78, 79, 84	Amusement and recreation services, including motion pictures and museums	42	23 651	5 547	1 145	373
781, 2	Motion picture production, distribution, and services	1	(D)	(D)	(D)	AA
783	Motion picture theaters	2	(D)	(D)	(D)	BB
784	Video tape rental	8	1 505	327	85	46
792	Theatrical producers (except motion picture), bands, orchestras, and entertainers	2	(D)	(D)	(D)	AA
793	Bowling centers	4	(D)	(D)	(D)	AA
79 ex. 792, 3, 84	Commercial sports and other amusement and recreation services, including museums	25	12 929	2 524	544	257
80	Health services	160	109 963	57 013	11 547	1 999
801	Offices and clinics of doctors of medicine	62	57 592	31 421	5 722	655
802	Offices and clinics of dentists	55	16 254	6 811	1 494	260
803	Offices and clinics of doctors of osteopathy	—	—	—	—	—
804	Offices and clinics of other health practitioners	28	(D)	(D)	(D)	BB
805	Nursing and personal care facilities	9	22 770	13 579	3 292	755
806	Hospitals	—	—	—	—	—
807, 8, 9	Other health services	6	(D)	(D)	(D)	CC
81	Legal services	60	22 178	9 589	1 702	271
823, 4, 9	Selected educational services	6	1 923	749	90	29
83	Social services	12	1 936	984	236	99
835	Child day care services	8	1 148	608	145	62
832, 3, 6, 9	Other social services	4	788	376	91	37
87 ex. 8733	Engineering, accounting, research, management, and related services (except noncommercial research organizations)	71	46 343	22 286	4 074	734
871	Engineering, architectural, and surveying services	26	19 101	9 884	1 310	176
872	Accounting, auditing, and bookkeeping services	25	6 435	3 098	729	114
873 ex. 8733	Research, development, and testing services (except noncommercial research organizations)	5	5 455	2 135	522	95
874	Management and public relations services	15	15 352	7 169	1 513	349
89	Services, n.e.c.	6	598	184	21	9
PROVIDENCE—FALL RIVER—WARWICK, RI—MA MSA						
Total		8 135	3 707 986	1 433 931	314 653	65 581
70 ex. 704	Hotels, rooming houses, camps, and other lodging places (except membership lodging)	82	75 675	19 687	4 384	1 631
7011	Hotels and motels	68	73 014	19 088	4 326	1 580
7011 pt.	Hotels	26	50 186	13 578	3 173	1 090
7011 pt.	Hotels, 25 guestrooms or more	18	49 454	13 426	3 135	1 077
7011 pt.	Hotels, less than 25 guestrooms	8	732	152	38	13
7011 pt.	Motels, motor hotels, and tourist courts	42	22 828	5 510	1 153	490
7011 pt.	Motels, tourist courts	26	10 373	2 737	573	234
7011 pt.	Motor hotels	16	12 455	2 773	580	256
702, 3	Other lodging places	14	2 661	599	58	51
702	Rooming and boarding houses	3	(D)	(D)	(D)	AA
703	Camps and recreational vehicle parks	11	(D)	(D)	(D)	BB
72	Personal services	1 138	209 604	69 842	16 113	5 772
721	Laundry, cleaning, and garment services	280	76 382	25 363	5 970	2 006
7211	Power laundries, family and commercial*	16	4 605	1 666	402	198
7213	Linen supply*	9	16 820	6 415	1 464	365
7215	Coin-operated laundries and drycleaning	104	12 498	3 448	764	396
7216	Drycleaning plants, except rug cleaning*	87	18 070	7 128	1 651	598
7217	Carpet and upholstery cleaning	30	7 806	1 953	528	214
7218	Industrial launderers*	3	12 774	3 620	900	148
7212, 9	Other laundry, cleaning, and garment services*	31	3 809	1 133	261	87
7212	Garment pressing, and agents for laundries and drycleaners	11	1 158	252	58	30
7219	Laundry and garment services, n.e.c.*	20	2 651	881	203	57
722	Photographic studios, portrait	47	12 651	3 385	696	219
723, 4	Beauty and barber shops	589	49 228	20 024	4 644	1 853
723	Beauty shops	551	47 187	19 124	4 449	1 778
724	Barber shops	38	2 041	900	195	75
725	Shoe repair shops and shoeshine parlors	9	567	95	20	15
726	Funeral service and crematories	105	44 923	11 174	2 485	522
729	Miscellaneous personal services	108	25 853	9 801	2 298	1 157
7291	Tax return preparation services	20	2 739	1 259	570	414
7299	Miscellaneous personal services, n.e.c.	88	23 114	8 542	1 728	743

Table 7a. Summary Statistics for Firms Subject to Federal Income Tax for Metropolitan Areas: 1992 — Con.

[Includes only establishments with payroll. For meaning of abbreviations and symbols, see introductory text. For explanation of terms and comparability of 1987 and 1992 censuses, see appendix A. For definitions of CMSA's, MSA's, and PMSA's, see appendix D]

SIC code	Geographic area and kind of business or operation	Establishments (number)	Receipts (\$1,000)	Annual payroll (\$1,000)	First-quarter payroll (\$1,000)	Paid employees for pay period including March 12 (number)
	PROVIDENCE-FALL RIVER-WARWICK, RI-MA MSA - Con.					
73	Business services -----	1 299	775 661	337 957	71 464	18 624
731	Advertising -----	83	56 514	23 509	5 002	578
7311	Advertising agencies -----	69	47 606	21 286	4 525	512
7312	Outdoor advertising services -----	6	6 227	1 525	342	47
7313	Radio, television, publishers' advertising representatives -----	3	(D)	(D)	(D)	AA
7319	Advertising, n.e.c. -----	5	(D)	(D)	(D)	AA
732	Consumer credit reporting agencies, mercantile reporting agencies, and adjustment and collection agencies -----	22	13 164	3 869	912	186
7322	Adjustment and collection services -----	9	1 278	468	107	27
7323	Credit reporting services -----	13	11 886	3 401	805	159
733	Mailing, reproduction, commercial art and photography, and stenographic services -----	123	39 646	12 602	2 755	635
7331	Direct mail advertising services -----	8	6 269	1 667	409	113
7334	Photocopying and duplicating services -----	20	8 880	2 618	565	146
7335, 6	Commercial photography, art, and graphics -----	67	14 698	4 686	988	167
7335	Commercial photography -----	18	3 451	826	185	37
7336	Commercial art and graphic design -----	49	11 247	3 860	803	130
7338	Secretarial and court reporting services -----	28	9 799	3 631	793	209
734	Services to dwellings and other buildings -----	290	69 536	31 382	7 206	3 157
7342	Disinfecting and pest control services -----	28	10 265	5 350	1 107	211
7349	Building cleaning and maintenance services, n.e.c. -----	262	59 271	26 032	6 099	2 946
735	Miscellaneous equipment rental and leasing -----	89	61 412	16 270	3 393	1 025
7352	Medical equipment rental and leasing -----	10	6 310	1 739	380	84
7353	Heavy construction equipment rental and leasing -----	18	12 377	3 969	734	191
7359	Equipment rental and leasing, n.e.c. -----	61	42 725	10 562	2 279	750
736	Personnel supply services -----	175	194 021	129 959	24 418	7 427
7361	Employment agencies -----	73	20 023	11 161	1 877	930
7363	Help supply services -----	102	173 998	118 798	22 541	6 497
7363 pt.	Temporary help supply -----	79	93 816	55 599	11 962	4 196
7363 pt.	Help supply, except temporary -----	23	80 182	63 199	10 579	2 301
737	Computer programming, data processing, and other computer related services -----	180	162 030	60 497	12 797	1 523
7371, 2, 3	Computer programming, prepackaged software, and integrated systems -----	123	121 229	46 059	9 142	916
7371	Computer programming services -----	84	26 628	12 405	2 722	363
7372	Prepackaged software -----	21	79 798	27 814	5 102	389
7373	Computer integrated systems -----	18	14 803	5 840	1 318	164
7374, 5, 6	Data processing services -----	20	29 098	10 007	2 502	453
7374, 5	Computer processing, information retrieval -----	20	29 098	10 007	2 502	453
7376	Computer facilities management services -----	-	-	-	-	-
7377, 8, 9	Computer rental and leasing, maintenance, and related services, n.e.c. -----	37	11 703	4 431	1 153	154
7377	Computer rental and leasing -----	-	-	-	-	-
7378	Computer maintenance and repair -----	11	5 931	1 662	475	60
7379	Computer related services, n.e.c. -----	26	5 772	2 769	678	94
738	Miscellaneous business services -----	337	179 338	59 869	14 981	4 093
7381, 2	Detective agencies and protective services -----	80	40 839	20 791	5 399	1 689
7381	Detective, guard, and armored car services -----	63	28 328	16 032	4 287	1 430
7382	Security systems services -----	17	12 511	4 759	1 112	259
7383	News syndicates -----	4	1 988	643	166	18
7384	Photofinishing laboratories* -----	33	12 923	4 224	1 058	216
7389	Business services, n.e.c. -----	220	123 588	34 211	8 358	2 170
7389 pt.	Sign painting shops -----	14	2 357	540	122	29
7389 pt.	Interior designing -----	19	6 409	2 041	427	77
7389 pt.	Telephone answering services -----	19	3 571	1 800	420	210
7389 pt.	Other business services -----	168	111 251	29 830	7 389	1 854
75	Automotive repair, services, and parking -----	789	271 330	57 886	13 853	2 996
751	Automotive rental and leasing, without drivers -----	42	77 293	10 171	2 355	510
7513	Truck rental and leasing, without drivers -----	15	(D)	(D)	(D)	CC
7514, 5	Passenger car rental and leasing -----	25	39 424	5 492	1 233	287
7514	Passenger car rental -----	22	(D)	(D)	(D)	EE
7515	Passenger car leasing -----	3	(D)	(D)	(D)	AA
7519	Utility trailer and recreational vehicle rental -----	2	(D)	(D)	(D)	AA
752	Automobile parking -----	22	11 997	2 214	565	161
753	Automotive repair shops -----	640	163 435	41 342	9 952	1 992
7532	Top, body, and upholstery repair shops and paint shops -----	226	63 299	17 219	4 213	784
7532 pt.	Top and body repair shops -----	212	60 030	16 303	4 002	730
7532 pt.	Paint shops -----	14	3 269	916	211	54
7538	General automotive repair shops -----	296	65 111	14 574	3 509	778
7538 pt.	General automotive repair shops, except diesel -----	272	57 369	12 503	3 016	677
7538 pt.	Diesel repair shops -----	24	7 742	2 071	493	101
7533, 4, 6, 7, 9	Other automotive repair shops -----	118	35 025	9 549	2 230	430
7533	Automotive exhaust system repair shops -----	27	9 390	2 146	441	92
7534	Tire retreading and repair shops -----	6	767	161	43	14
7536	Automotive glass replacement shops -----	17	6 694	1 547	403	70
7537	Automotive transmission repair shops -----	23	6 380	2 225	527	100
7539	Automotive repair shops, n.e.c. -----	45	11 794	3 470	816	154
7539 pt.	Radiator repair -----	10	1 686	355	91	22
7539 pt.	Brake, front end, and wheel alignment -----	10	4 850	1 579	352	61
7539 pt.	Automotive electrical and fuel system services -----	21	4 609	1 357	326	62
7539 pt.	Other automotive repair shops, n.e.c. -----	4	649	179	47	9
754	Automotive services, except repair -----	85	18 605	4 159	981	333
7542	Carwashes -----	38	6 333	1 653	349	145
7549	Automotive services, except repair and carwashes -----	47	12 272	2 506	632	188

Table 7a. Summary Statistics for Firms Subject to Federal Income Tax for Metropolitan Areas: 1992—Con.

[Includes only establishments with payroll. For meaning of abbreviations and symbols, see introductory text. For explanation of terms and comparability of 1987 and 1992 censuses, see appendix A. For definitions of CMSA's, MSA's, and PMSA's, see appendix D]

SIC code	Geographic area and kind of business or operation	Establishments (number)	Receipts (\$1,000)	Annual payroll (\$1,000)	First-quarter payroll (\$1,000)	Paid employees for pay period including March 12 (number)
	PROVIDENCE-FALL RIVER-WARWICK, RI-MA MSA—Con.					
76	Miscellaneous repair services	318	116 263	37 469	8 628	1 539
762	Electrical repair shops	83	36 953	13 761	3 182	589
7622	Radio and television repair shops	23	5 903	1 817	454	89
7623, 9	Other electrical and electronic repair shops	60	31 050	11 944	2 728	500
7623	Refrigeration and air-conditioning service and repair shops	16	7 707	2 119	530	80
7629	Electrical and electronic repair shops, n.e.c.	44	23 343	9 825	2 198	420
763	Watch, clock, and jewelry repair	18	3 682	1 063	220	56
764	Reupholstery and furniture repair	40	4 514	1 139	239	79
769	Miscellaneous repair and related services	177	71 114	21 506	4 987	815
7692	Welding repair	27	5 816	2 043	410	88
7694	Armature rewinding shops	6	(D)	(D)	(D)	CC
7699	Repair shops and related services, n.e.c.	144	(D)	(D)	(D)	FF
78, 79, 84	Amusement and recreation services, including motion pictures and museums	407	199 392	51 487	10 104	3 864
781, 2	Motion picture production, distribution, and services	15	13 406	2 200	449	89
783	Motion picture theaters	22	21 069	3 116	669	372
7832	Motion picture theaters, except drive-in	21	(D)	(D)	(D)	EE
7833	Drive-in motion picture theaters	1	(D)	(D)	(D)	BB
784	Video tape rental	76	17 669	3 449	838	434
792	Theatrical producers (except motion picture), bands, orchestras, and entertainers	23	6 397	1 285	254	147
7922	Theatrical producers (except motion picture) and miscellaneous theatrical services	10	(D)	(D)	(D)	BB
7929	Bands, orchestras, actors, and other entertainers and entertainment groups	13	(D)	(D)	(D)	BB
793	Bowling centers	22	10 003	3 031	745	337
79 ex. 792, 3; 84	Commercial sports and other amusement and recreation services, including museums	249	130 848	38 406	7 149	2 485
794	Commercial sports	13	33 830	10 613	2 360	550
7941	Professional sports clubs, managers, promoters	1	(D)	(D)	(D)	AA
7948	Racing, including track operation	12	(D)	(D)	(D)	FF
79 ex. 792, 3, 4; 84	Other amusement and recreation services, including museums	236	97 018	27 793	4 789	1 935
791	Dance studios, schools, and halls	33	3 249	1 186	293	164
7991	Physical fitness facilities	48	13 378	3 602	939	476
7992	Public golf courses	25	11 573	3 538	455	150
7993	Coin-operated amusement devices	20	8 677	1 888	446	113
7996	Amusement parks	5	(D)	(D)	(D)	CC
7997	Membership sports and recreation clubs	37	24 272	9 463	1 570	587
7999, 84	Amusement and recreation services, including museums, n.e.c. ..	68	(D)	(D)	(D)	EE
7999 pt.	Concession operators of amusement devices and rides	2	(D)	(D)	(D)	AA
7999 pt.	Carnivals, circuses, and fairs	1	(D)	(D)	(D)	AA
7999 pt., 84	Other recreation and amusements, including museums	65	19 295	3 875	704	279
80	Health services	2 074	1 179 570	529 482	117 926	19 839
801	Offices and clinics of doctors of medicine	993	532 958	255 154	52 706	5 686
8011 pt.	Offices of doctors of medicine	981	517 894	249 720	51 388	5 452
8011 pt.	General medical clinics	12	15 064	5 434	1 318	234
802	Offices and clinics of dentists	431	159 093	60 599	13 604	2 467
803	Offices and clinics of doctors of osteopathy	55	17 200	8 011	1 866	227
804	Offices and clinics of other health practitioners	301	74 622	21 595	5 125	1 066
8041	Offices and clinics of chiropractors	86	20 980	5 856	1 227	244
8042	Offices and clinics of optometrists	88	23 634	5 228	1 246	327
8043	Offices and clinics of podiatrists	52	11 916	3 583	852	181
8049	Offices and clinics of health practitioners, n.e.c.	75	18 092	6 928	1 800	314
805	Nursing and personal care facilities	90	254 713	129 961	31 847	7 883
8051	Skilled nursing care facilities	74	238 738	123 667	29 748	7 360
8052	Intermediate care facilities	13	(D)	(D)	(D)	EE
8059	Nursing and personal care facilities, n.e.c.	3	(D)	(D)	(D)	CC
806	Hospitals	—	—	—	—	—
8062	General medical and surgical hospitals	—	—	—	—	—
8063, 9	Specialty hospitals	—	—	—	—	—
807, 8, 9	Other health services	204	140 984	54 162	12 778	2 510
807	Medical and dental laboratories	126	69 856	29 250	6 906	960
8071	Medical laboratories	95	62 242	25 673	5 678	841
8072	Dental laboratories	31	7 614	3 577	1 228	119
808	Home health care services	30	22 939	10 509	2 567	848
809	Miscellaneous health and allied services, n.e.c.	48	48 189	14 403	3 305	702
8092	Kidney dialysis centers	3	(D)	(D)	(D)	CC
8093	Specialty outpatient facilities, n.e.c.	33	21 699	9 555	2 199	443
8099	Health and allied services, n.e.c.	12	(D)	(D)	(D)	CC
81	Legal services	747	391 348	135 053	27 954	3 677
823, 4, 9	Selected educational services	54	17 217	5 565	1 353	363
823	Libraries	—	—	—	—	—
824	Vocational schools	22	12 921	4 135	1 032	233
829	Schools and educational services, n.e.c.	32	4 296	1 430	321	130
83	Social services	252	43 299	19 314	4 742	1 742
835	Child day care services	177	20 416	10 034	2 525	1 093
832, 3, 6, 9	Other social services	75	22 883	9 280	2 217	649

Table 7a. Summary Statistics for Firms Subject to Federal Income Tax for Metropolitan Areas: 1992 — Con.

[Includes only establishments with payroll. For meaning of abbreviations and symbols, see introductory text. For explanation of terms and comparability of 1987 and 1992 censuses, see appendix A. For definitions of CMSA's, MSA's, and PMSA's, see appendix D]

SIC code	Geographic area and kind of business or operation	Establishments (number)	Receipts (\$1,000)	Annual payroll (\$1,000)	First-quarter payroll (\$1,000)	Paid employees for pay period including March 12 (number)
PROVIDENCE-FALL RIVER-WARWICK, RI-MA MSA — Con.						
87 ex. 8733	Engineering, accounting, research, management, and related services (except noncommercial research organizations) -----	911	408 868	162 933	36 695	5 319
871	Engineering, architectural, and surveying services -----	267	150 075	61 827	13 212	1 766
8711	Engineering services -----	168	120 136	49 452	10 486	1 350
8712	Architectural services -----	64	23 172	9 052	2 114	274
8713	Surveying services -----	35	6 767	3 323	612	142
872	Accounting, auditing, and bookkeeping services -----	356	130 977	49 733	12 146	1 973
873 ex. 8733	Research, development, and testing services (except noncommercial research organizations) -----	43	28 725	13 483	2 878	458
8731	Commercial physical and biological research -----	15	(D)	(D)	(D)	CC
8732	Commercial economic, sociological, and educational research -----	14	(D)	(D)	(D)	CC
8734	Testing laboratories -----	14	10 424	4 349	996	113
874	Management and public relations services -----	245	99 091	37 890	8 459	1 122
8741	Management services -----	69	32 556	13 808	2 965	411
8742	Management consulting services -----	114	42 438	15 391	3 465	387
8743	Public relations services -----	18	(D)	(D)	(D)	BB
8744	Facilities support management services -----	7	(D)	(D)	(D)	BB
8748	Business consulting services, n.e.c. -----	37	14 716	5 400	1 280	236
89	Services, n.e.c. -----	64	19 759	7 256	1 437	215
SPRINGFIELD, MA MSA						
Total -----		3 612	1 900 543	751 390	169 805	39 836
70 ex. 704	Hotels, rooming houses, camps, and other lodging places (except membership lodging) -----	58	53 692	16 212	3 947	1 403
7011	Hotels and motels -----	50	52 000	15 915	3 917	1 388
7011 pt.	Hotels -----	21	40 475	13 345	3 376	1 115
7011 pt.	Hotels, 25 guestrooms or more -----	16	39 877	13 272	3 364	1 101
7011 pt.	Hotels, less than 25 guestrooms -----	5	598	73	12	14
7011 pt.	Motels, motor hotels, and tourist courts -----	29	11 525	2 570	541	273
7011 pt.	Motels, tourist courts -----	27	(D)	(D)	(D)	CC
7011 pt.	Motor hotels -----	2	(D)	(D)	(D)	BB
702, 3	Other lodging places -----	8	1 692	297	30	15
702	Rooming and boarding houses -----	2	(D)	(D)	(D)	AA
703	Camps and recreational vehicle parks -----	6	(D)	(D)	(D)	AA
72	Personal services -----	501	101 961	35 087	8 548	2 898
721	Laundry, cleaning, and garment services -----	116	41 122	14 519	3 352	967
7211	Power laundries, family and commercial* -----	3	486	201	42	18
7213	Linen supply* -----	3	(D)	(D)	(D)	BB
7215	Coin-operated laundries and drycleaning -----	42	5 770	2 002	471	207
7216	Drycleaning plants, except rug cleaning* -----	38	7 951	3 284	690	281
7217	Carpet and upholstery cleaning -----	15	3 584	1 306	268	104
7218	Industrial laundries* -----	7	20 024	6 827	1 686	322
7212, 9	Other laundry, cleaning, and garment services* -----	8	(D)	(D)	(D)	AA
7212	Garment pressing, and agents for laundries and drycleaners -----	4	159	24	7	4
7219	Laundry and garment services, n.e.c.* -----	4	(D)	(D)	(D)	AA
722	Photographic studios, portrait -----	22	5 160	1 335	292	102
723, 4	Beauty and barber shops -----	279	26 662	11 247	2 656	1 066
723	Beauty shops -----	260	25 469	10 736	2 528	1 018
724	Barber shops -----	19	1 193	511	128	48
725	Shoe repair shops and shoeshine parlors -----	—	—	—	—	—
726	Funeral service and crematories -----	47	22 401	5 446	1 336	208
729	Miscellaneous personal services -----	37	6 616	2 540	912	555
7291	Tax return preparation services -----	12	3 065	1 429	647	386
7299	Miscellaneous personal services, n.e.c. -----	25	3 551	1 111	265	169
73	Business services -----	478	350 992	113 484	26 105	11 562
731	Advertising -----	27	11 812	3 064	965	132
7311	Advertising agencies -----	23	9 016	2 415	803	97
7312	Outdoor advertising services -----	2	(D)	(D)	(D)	BB
7313	Radio, television, publishers' advertising representatives -----	1	(D)	(D)	(D)	AA
7319	Advertising, n.e.c. -----	1	(D)	(D)	(D)	AA
732	Consumer credit reporting agencies, mercantile reporting agencies, and adjustment and collection agencies -----	11	14 686	4 322	1 165	178
7322	Adjustment and collection services -----	8	(D)	(D)	(D)	CC
7323	Credit reporting services -----	3	(D)	(D)	(D)	BB
733	Mailing, reproduction, commercial art and photography, and stenographic services -----	45	15 972	6 011	1 318	245
7331	Direct mail advertising services -----	3	(D)	(D)	(D)	BB
7334	Photocopying and duplicating services -----	6	(D)	(D)	(D)	BB
7335, 6	Commercial photography, art, and graphics -----	27	8 100	3 053	568	77
7335	Commercial photography -----	12	2 539	573	118	22
7336	Commercial art and graphic design -----	15	5 561	2 480	450	55
7338	Secretarial and court reporting services -----	9	4 556	2 128	575	102
734	Services to dwellings and other buildings -----	113	24 102	11 059	2 527	1 002
7342	Disinfecting and pest control services -----	18	7 571	3 435	730	136
7349	Building cleaning and maintenance services, n.e.c. -----	95	16 531	7 624	1 797	866
735	Miscellaneous equipment rental and leasing -----	37	118 358	9 930	2 544	419
7352	Medical equipment rental and leasing -----	9	(D)	(D)	(D)	BB
7353	Heavy construction equipment rental and leasing -----	6	(D)	(D)	(D)	BB
7359	Equipment rental and leasing, n.e.c. -----	22	(D)	(D)	(D)	EE

Table 7a. Summary Statistics for Firms Subject to Federal Income Tax for Metropolitan Areas: 1992 — Con.

[Includes only establishments with payroll. For meaning of abbreviations and symbols, see introductory text. For explanation of terms and comparability of 1987 and 1992 censuses, see appendix A. For definitions of CMSA's, MSA's, and PMSA's, see appendix D]

SIC code	Geographic area and kind of business or operation	Establishments (number)	Receipts (\$1,000)	Annual payroll (\$1,000)	First-quarter payroll (\$1,000)	Paid employees for pay period including March 12 (number)
SPRINGFIELD, MA MSA — Con.						
73	Business services — Con.					
736	Personnel supply services	55	56 199	39 942	7 997	7 500
7361	Employment agencies	16	8 142	5 489	1 323	377
7363	Help supply services	39	48 057	34 453	6 674	7 123
7363 pt.	Temporary help supply	33	42 050	30 741	5 933	6 998
7363 pt.	Help supply, except temporary	6	6 007	3 712	741	125
737	Computer programming, data processing, and other computer related services	65	46 947	18 307	4 172	539
7371, 2, 3	Computer programming, prepackaged software, and integrated systems	42	31 904	11 740	2 575	297
7371	Computer programming services	27	8 873	4 173	830	109
7372	Prepackaged software	10	20 931	6 854	1 619	162
7373	Computer integrated systems	7	2 100	713	126	26
7374, 5, 6	Data processing services	5	7 421	2 652	631	111
7374, 5	Computer processing, information retrieval	7	7 421	2 652	631	111
7376	Computer facilities management services	—	—	—	—	—
7377, 8, 9	Computer rental and leasing, maintenance, and related services, n.e.c.	16	7 622	3 915	966	131
7377	Computer rental and leasing	1	(D)	(D)	(D)	AA
7378	Computer maintenance and repair	12	6 250	3 489	876	119
7379	Computer related services, n.e.c.	3	(D)	(D)	(D)	AA
738	Miscellaneous business services	125	62 916	20 849	5 417	1 547
7381, 2	Detective agencies and protective services	26	16 070	8 095	2 042	654
7381	Detective, guard, and armored car services	21	10 501	6 020	1 495	565
7382	Security systems services	5	5 569	2 075	547	89
7383	News syndicates	1	(D)	(D)	(D)	AA
7384	Photofinishing laboratories*	18	(D)	(D)	(D)	CC
7389	Business services, n.e.c.	80	(D)	(D)	(D)	FF
7389 pt.	Sign painting shops	3	(D)	(D)	(D)	AA
7389 pt.	Interior designing	4	1 219	420	114	12
7389 pt.	Telephone answering services	11	1 799	1 048	278	114
7389 pt.	Other business services	62	30 428	8 351	1 986	521
75	Automotive repair, services, and parking	395	163 782	37 578	9 022	1 947
751	Automotive rental and leasing, without drivers	26	46 416	6 077	1 493	252
7513	Truck rental and leasing, without drivers	10	(D)	(D)	(D)	CC
7514, 5	Passenger car rental and leasing	15	6 203	1 109	217	54
7514	Passenger car rental	11	4 133	956	183	45
7515	Passenger car leasing	4	2 070	153	34	9
7519	Utility trailer and recreational vehicle rental	1	(D)	(D)	(D)	AA
752	Automobile parking	19	5 516	904	239	79
753	Automotive repair shops	304	98 502	26 552	6 269	1 269
7532	Top, body, and upholstery repair shops and paint shops	107	37 087	10 478	2 617	519
7532 pt.	Top and body repair shops	104	36 329	10 214	2 558	504
7532 pt.	Paint shops	3	758	264	59	15
7538	General automotive repair shops	134	36 843	9 349	2 125	454
7538 pt.	General automotive repair shops, except diesel	124	34 615	8 701	1 988	427
7538 pt.	Diesel repair shops	10	2 228	648	137	27
7533, 4, 6, 7, 9	Other automotive repair shops	63	24 572	6 725	1 527	296
7533	Automotive exhaust system repair shops	17	7 068	2 008	414	98
7534	Tire retreading and repair shops	2	(D)	(D)	(D)	BB
7536	Automotive glass replacement shops	14	5 771	1 650	375	64
7537	Automotive transmission repair shops	11	2 636	834	176	35
7539	Automotive repair shops, n.e.c.	19	(D)	(D)	(D)	BB
7539 pt.	Radiator repair	4	531	105	23	7
7539 pt.	Brake, front end, and wheel alignment	8	1 508	262	76	18
7539 pt.	Automotive electrical and fuel system services	2	(D)	(D)	(D)	AA
7539 pt.	Other automotive repair shops, n.e.c.	5	(D)	(D)	(D)	BB
754	Automotive services, except repair	46	13 348	4 045	1 021	347
7542	Carwashes	26	3 449	1 013	254	100
7549	Automotive services, except repair and carwashes	20	9 899	3 032	767	247
76	Miscellaneous repair services	129	50 459	17 461	4 316	749
762	Electrical repair shops	32	9 418	4 271	1 038	226
7622	Radio and television repair shops	11	1 556	548	131	35
7623, 9	Other electrical and electronic repair shops	21	7 862	3 723	907	191
7623	Refrigeration and air-conditioning service and repair shops	4	935	382	89	13
7629	Electrical and electronic repair shops, n.e.c.	17	6 927	3 341	818	178
763	Watch, clock, and jewelry repair	5	1 030	245	54	18
764	Reupholstery and furniture repair	12	2 036	666	163	40
769	Miscellaneous repair and related services	80	37 975	12 279	3 061	465
7692	Welding repair	8	3 378	1 495	332	43
7694	Armature rewinding shops	5	2 190	689	226	28
7699	Repair shops and related services, n.e.c.	67	32 407	10 095	2 503	394
78, 79, 84	Amusement and recreation services, including motion pictures and museums	242	93 668	24 611	5 241	2 516
781, 2	Motion picture production, distribution, and services	9	3 210	1 215	292	128
783	Motion picture theaters	12	11 476	1 732	420	259
7832	Motion picture theaters, except drive-in	12	11 476	1 732	420	259
7833	Drive-in motion picture theaters	—	—	—	—	—
784	Video tape rental	57	14 666	3 007	806	413

Table 7a. Summary Statistics for Firms Subject to Federal Income Tax for Metropolitan Areas: 1992—Con.

[Includes only establishments with payroll. For meaning of abbreviations and symbols, see introductory text. For explanation of terms and comparability of 1987 and 1992 censuses, see appendix A. For definitions of CMSA's, MSA's, and PMSA's, see appendix D]

SIC code	Geographic area and kind of business or operation	Establishments (number)	Receipts (\$1,000)	Annual payroll (\$1,000)	First-quarter payroll (\$1,000)	Paid employees for pay period including March 12 (number)
SPRINGFIELD, MA MSA—Con.						
78, 79, 84	Amusement and recreation services, including motion pictures and museums—Con.					
792	Theatrical producers (except motion picture), bands, orchestras, and entertainers	15	5 360	1 798	421	134
7922	Theatrical producers (except motion picture) and miscellaneous theatrical services	10	4 868	1 652	383	125
7929	Bands, orchestras, actors, and other entertainers and entertainment groups	5	492	146	38	9
793	Bowling centers	13	5 641	1 372	386	172
79 ex. 792, 3; 84	Commercial sports and other amusement and recreation services, including museums	136	53 315	15 487	2 916	1 410
794	Commercial sports	2	(D)	(D)	(D)	BB
7941	Professional sports clubs, managers, promoters	1	(D)	(D)	(D)	AA
7948	Racing, including track operation	1	(D)	(D)	(D)	BB
79 ex. 792, 3, 4; 84	Other amusement and recreation services, including museums	134	(D)	(D)	(D)	GG
791	Dance studios, schools, and halls	23	2 043	561	162	93
7991	Physical fitness facilities	26	5 853	1 919	482	277
7992	Public golf courses	9	5 008	1 671	260	91
7993	Coin-operated amusement devices	11	6 067	1 923	394	91
7996	Amusement parks	2	(D)	(D)	(D)	BB
7997	Membership sports and recreation clubs	18	6 138	1 744	277	108
7999, 84	Amusement and recreation services, including museums, n.e.c. ..	45	(D)	(D)	(D)	FF
7999 pt.	Concession operators of amusement devices and rides	1	(D)	(D)	(D)	AA
7999 pt.	Carnivals, circuses, and fairs	2	(D)	(D)	(D)	AA
7999 pt., 84	Other recreation and amusements, including museums	42	(D)	(D)	(D)	FF
80	Health services	905	668 275	320 953	69 197	12 080
801	Offices and clinics of doctors of medicine	366	266 348	138 160	27 297	2 628
8011 pt.	Offices of doctors of medicine	358	248 376	130 548	25 656	2 501
8011 pt.	General medical clinics	8	17 972	7 612	1 641	127
802	Offices and clinics of dentists	252	85 595	33 803	7 290	1 490
803	Offices and clinics of doctors of osteopathy	7	1 037	238	48	16
804	Offices and clinics of other health practitioners	151	44 381	16 722	3 855	667
8041	Offices and clinics of chiropractors	57	17 616	6 076	1 483	225
8042	Offices and clinics of optometrists	34	7 853	2 086	479	105
8043	Offices and clinics of podiatrists	22	4 028	1 122	221	57
8049	Offices and clinics of health practitioners, n.e.c.	38	14 884	7 438	1 672	280
805	Nursing and personal care facilities	48	164 286	86 098	21 153	5 097
8051	Skilled nursing care facilities	41	159 406	83 604	20 451	4 838
8052	Intermediate care facilities	3	3 238	1 889	437	129
8059	Nursing and personal care facilities, n.e.c.	4	1 642	605	265	130
806	Hospitals	2	(D)	(D)	(D)	EE
8062	General medical and surgical hospitals	—	—	—	—	—
8063, 9	Specialty hospitals	2	(D)	(D)	(D)	EE
807, 8, 9	Other health services	79	(D)	(D)	(D)	GG
807	Medical and dental laboratories	39	38 071	13 800	2 536	284
8071	Medical laboratories	20	33 557	11 620	2 006	180
8072	Dental laboratories	19	4 514	2 180	530	104
808	Home health care services	14	26 423	12 861	2 879	1 152
809	Miscellaneous health and allied services, n.e.c.	26	(D)	(D)	(D)	EE
8092	Kidney dialysis centers	2	(D)	(D)	(D)	BB
8093	Specialty outpatient facilities, n.e.c.	19	12 574	6 450	1 620	284
8099	Health and allied services, n.e.c.	5	4 685	1 677	398	78
81	Legal services	382	145 543	56 911	12 593	1 723
823, 4, 9	Selected educational services	32	15 993	6 446	1 623	356
823	Libraries	—	—	—	—	—
824	Vocational schools	5	(D)	(D)	(D)	CC
829	Schools and educational services, n.e.c.	27	(D)	(D)	(D)	CC
83	Social services	111	29 647	15 856	3 610	1 043
835	Child day care services	71	9 335	4 793	1 092	432
832, 3, 6, 9	Other social services	40	20 312	11 063	2 518	611
87 ex. 8733	Engineering, accounting, research, management, and related services (except noncommercial research organizations)	362	215 783	102 265	24 514	3 448
871	Engineering, architectural, and surveying services	104	69 140	34 230	8 044	966
8711	Engineering services	61	56 044	27 926	6 725	774
8712	Architectural services	27	9 068	4 227	896	117
8713	Surveying services	16	4 028	2 077	423	75
872	Accounting, auditing, and bookkeeping services	133	53 819	26 645	6 327	1 038
873 ex. 8733	Research, development, and testing services (except noncommercial research organizations)	29	51 427	22 145	5 465	814
8731	Commercial physical and biological research	8	15 066	6 051	1 523	242
8732	Commercial economic, sociological, and educational research	9	26 099	10 765	2 630	403
8734	Testing laboratories	12	10 262	5 329	1 312	169
874	Management and public relations services	96	41 397	19 245	4 678	630
8741	Management services	27	22 884	12 806	3 359	379
8742	Management consulting services	45	12 288	4 833	923	178
8743	Public relations services	2	(D)	(D)	(D)	AA
8744	Facilities support management services	1	(D)	(D)	(D)	AA
8748	Business consulting services, n.e.c.	21	(D)	(D)	(D)	BB
89	Services, n.e.c.	17	10 748	4 526	1 089	111

Table 7b. Summary Statistics for Firms Exempt From Federal Income Tax for Metropolitan Areas: 1992

[Includes only establishments with payroll. For meaning of abbreviations and symbols, see introductory text. For explanation of terms and comparability of 1987 and 1992 censuses, see appendix A. For definitions of CMSA's, MSA's, and PMSA's, see appendix D]

SIC code	Geographic area and kind of business or operation	Establishments (number)	Revenue (\$1,000)	Annual payroll (\$1,000)	First-quarter payroll (\$1,000)	Paid employees for pay period including March 12 (number)
BARNSTABLE-YARMOUTH, MA MSA						
	Total	240	207 490	93 622	22 997	3 872
7032, 704	Camps and membership lodging	6	(D)	(D)	(D)	AA
792, 7991 pt., 7997, 7999 pt., 84	Selected amusement, recreation, and related services	33	16 202	5 550	870	190
8011 pt.; 8021 pt.; 805, 6, 8, 9	Selected health services	17	(D)	(D)	(D)	GG
8111 pt.	Legal aid societies and similar legal services	3	(D)	(D)	(D)	BB
823, 4, 9	Selected educational services	16	3 362	1 417	372	138
83	Social services	108	44 664	18 812	4 661	1 172
835	Child day care services	22	3 210	1 947	489	157
832, 3, 6, 9	Other social services	86	41 454	16 865	4 172	1 015
861, 2, 4, 9	Selected membership organizations	52	14 959	4 713	1 006	298
873, 4 ex. 8744	Research, testing, and consulting services, except facilities support management services	5	(D)	(D)	(D)	AA
BOSTON-WORCESTER-LAWRENCE, MA-NH-ME-CT CMSA						
	Total	6 133	15 327 673	6 929 906	1 697 343	267 904
7032, 704	Camps and membership lodging	74	(D)	(D)	(D)	FF
7032	Sporting and recreational camps	44	(D)	(D)	(D)	FF
704	Organization hotels and lodging houses, on membership basis	30	(D)	(D)	(D)	BB
792, 7991 pt., 7997, 7999 pt., 84	Selected amusement, recreation, and related services	431	(D)	(D)	(D)	II
792	Theatrical producers (except motion picture), bands, orchestras, and entertainers	78	(D)	(D)	(D)	GG
7922	Theatrical producers (except motion picture) and miscellaneous theatrical services	47	(D)	(D)	(D)	FF
7922 pt.	Producers of live theatrical productions	27	24 007	9 210	1 941	701
7922 pt.	Producers of radio and television shows, except tape	1	(D)	(D)	(D)	AA
7922 pt.	Artists' and entertainers' managers or agents, concert bureaus, booking agents	3	(D)	(D)	(D)	AA
7929	Other theatrical services	16	(D)	(D)	(D)	CC
7929 pt.	Bands, orchestras, actors, and other entertainers and entertainment groups	31	61 396	24 649	5 819	817
7929 pt.	Dance groups and artists	7	(D)	(D)	(D)	CC
7929 pt.	Symphony orchestras, opera companies, and chamber music organizations	16	(D)	(D)	(D)	FF
7929 pt.	Other music groups and artists	4	(D)	(D)	(D)	AA
7929 pt.	Other entertainers and entertainment groups	4	(D)	(D)	(D)	BB
7991 pt., 7997	Gymnasiums, athletic clubs, and membership sports and recreation clubs	215	(D)	(D)	(D)	HH
7991 pt.	Gymnasiums and athletic clubs	7	(D)	(D)	(D)	BB
7997	Membership sports and recreation clubs	208	(D)	(D)	(D)	HH
7999 pt.	Fairs	4	(D)	(D)	(D)	CC
84	Museums, art galleries, and botanical and zoological gardens	134	109 047	44 357	11 292	2 571
841	Museums and art galleries	130	(D)	(D)	(D)	GG
842	Arboreta and botanical or zoological gardens	4	(D)	(D)	(D)	CC
8011 pt.; 8021 pt.; 805, 6, 8, 9	Selected health services	646	(D)	(D)	(D)	MM
8011 pt., 8021 pt.	Clinics of doctors of medicine and dentists	100	(D)	(D)	(D)	JJ
8011 pt.	General medical clinics	100	(D)	(D)	(D)	JJ
8021 pt.	Dental clinics	-	-	-	-	-
805	Nursing and personal care facilities	144	(D)	(D)	(D)	JJ
8051	Skilled nursing care facilities	65	(D)	(D)	(D)	JJ
8052	Intermediate care facilities	72	(D)	(D)	(D)	GG
8059	Nursing and personal care facilities, n.e.c.	7	(D)	(D)	(D)	CC
806	Hospitals	117	(D)	(D)	(D)	MM
8062	General medical and surgical hospitals	81	(D)	(D)	(D)	MM
8062 pt.	General medical and surgical hospitals, nongovernment	69	6 278 245	2 794 463	679 196	99 198
8062 pt.	General medical and surgical hospitals, government	12	(D)	(D)	(D)	JJ
8063, 9	Specialty hospitals	36	1 525 283	825 819	202 820	26 051
8063	Psychiatric hospitals	15	492 401	312 517	77 148	9 768
8063 pt.	Psychiatric hospitals, nongovernment	4	(D)	(D)	(D)	GG
8063 pt.	Psychiatric hospitals, government	11	(D)	(D)	(D)	II
8069	Specialty hospitals, except psychiatric	21	1 032 882	513 302	125 672	16 283
8069 pt.	Specialty hospitals, except psychiatric; nongovernment	13	(D)	(D)	(D)	JJ
8069 pt.	Specialty hospitals, except psychiatric; government	8	(D)	(D)	(D)	HH
808, 9	Other health services	285	617 458	304 045	73 338	14 263
808	Home health care services	118	319 515	168 965	39 858	8 746
809	Miscellaneous health and allied services, n.e.c.	167	297 943	135 080	33 480	5 517
8092	Kidney dialysis centers	1	(D)	(D)	(D)	BB
8093	Specialty outpatient facilities, n.e.c.	131	190 386	102 379	25 640	4 329
8099	Health and allied services, n.e.c.	35	(D)	(D)	(D)	GG

MA-120 MASSACHUSETTS

SERVICE INDUSTRIES—GEOGRAPHIC AREA SERIES

Table 7b. Summary Statistics for Firms Exempt From Federal Income Tax for Metropolitan Areas: 1992—Con.

[Includes only establishments with payroll. For meaning of abbreviations and symbols, see introductory text. For explanation of terms and comparability of 1987 and 1992 censuses, see appendix A. For definitions of CMSA's, MSA's, and PMSA's, see appendix D]

SIC code	Geographic area and kind of business or operation	Establishments (number)	Revenue (\$1,000)	Annual payroll (\$1,000)	First-quarter payroll (\$1,000)	Paid employees for pay period including March 12 (number)
BOSTON-WORCESTER-LAWRENCE, MA-NH-ME-CT CMSA—Con.						
8111 pt.	Legal aid societies and similar legal services	33	(D)	(D)	(D)	FF
823, 4, 9	Selected educational services	249	(D)	(D)	(D)	HH
823	Libraries.....	34	(D)	(D)	(D)	EE
824	Vocational schools	39	(D)	(D)	(D)	EE
8243	Data processing schools	—	—	—	—	—
8244	Business and secretarial schools	4	(D)	(D)	(D)	BB
8249	Vocational schools, n.e.c.	35	(D)	(D)	(D)	EE
829	Schools and educational services, n.e.c.	176	147 031	31 595	7 574	2 044
83	Social services	2 933	1 879 817	792 562	189 767	50 870
835	Child day care services	549	(D)	(D)	(D)	II
832, 3, 6, 9	Other social services	2 384	(D)	(D)	(D)	KK
832	Individual and family social services	828	(D)	(D)	(D)	JJ
833	Job training and vocational rehabilitation services	195	(D)	(D)	(D)	II
836	Residential care	874	(D)	(D)	(D)	JJ
839	Social services, n.e.c.	487	(D)	(D)	(D)	II
861, 2, 4, 9	Selected membership organizations	1 518	710 647	227 325	53 023	13 533
861	Business associations	281	(D)	(D)	(D)	GG
864	Civic, social, and fraternal associations	930	287 714	87 789	20 484	8 618
862, 9	Other membership organizations	307	(D)	(D)	(D)	HH
862	Professional membership organizations	111	(D)	(D)	(D)	GG
869	Membership organizations, n.e.c.	196	154 133	40 359	8 441	2 065
873, 4 ex. 8744	Research, testing, and consulting services, except facilities support management services	249	(D)	(D)	(D)	JJ
873	Research, development, and testing services	178	(D)	(D)	(D)	JJ
8731	Commercial physical and biological research	20	(D)	(D)	(D)	II
8732	Commercial economic, sociological, and educational research	30	(D)	(D)	(D)	EE
8733	Noncommercial research organizations	125	(D)	(D)	(D)	HH
8734	Testing laboratories	3	(D)	(D)	(D)	CC
874 ex. 8744	Management and public relations services, except facilities support management services	71	(D)	(D)	(D)	GG
8741	Management services	22	34 887	16 897	4 081	315
8742	Management consulting services	20	65 435	19 428	4 500	493
8743	Public relations services	9	(D)	(D)	(D)	BB
8748	Business consulting services, n.e.c.	20	(D)	(D)	(D)	CC
Boston, MA-NH PMSA						
Total		4 088	11 556 739	5 225 002	1 282 668	190 438
7032, 704	Camps and membership lodging	46	10 093	2 364	343	334
7032	Sporting and recreational camps	26	5 846	1 868	208	286
704	Organization hotels and lodging houses, on membership basis	20	4 247	496	135	48
792, 7991 pt., 7997, 7999 pt., 84	Selected amusement, recreation, and related services	307	312 856	117 497	25 807	6 003
792	Theatrical producers (except motion picture), bands, orchestras, and entertainers	57	101 426	35 475	8 358	1 563
7922	Theatrical producers (except motion picture) and miscellaneous theatrical services	32	41 420	11 246	2 618	763
7922 pt.	Producers of live theatrical productions	18	21 196	7 889	1 599	574
7922 pt.	Producers of radio and television shows, except tape	1	(D)	(D)	(D)	AA
7922 pt.	Artists' and entertainers' managers or agents, concert bureaus, booking agents	3	(D)	(D)	(D)	AA
7922 pt.	Other theatrical services	10	(D)	(D)	(D)	CC
7929	Bands, orchestras, actors, and other entertainers and entertainment groups	25	60 006	24 229	5 740	800
7929 pt.	Dance groups and artists	6	(D)	(D)	(D)	CC
7929 pt.	Symphony orchestras, opera companies, and chamber music organizations	13	(D)	(D)	(D)	FF
7929 pt.	Other music groups and artists	3	(D)	(D)	(D)	AA
7929 pt.	Other entertainers and entertainment groups	3	(D)	(D)	(D)	BB
7991 pt., 7997	Gymnasiums, athletic clubs, and membership sports and recreation clubs	155	121 097	48 389	8 635	2 534
7991 pt.	Gymnasiums and athletic clubs	5	(D)	(D)	(D)	BB
7997	Membership sports and recreation clubs	150	(D)	(D)	(D)	GG
7999 pt.	Fairs	3	(D)	(D)	(D)	AA
84	Museums, art galleries, and botanical and zoological gardens	92	(D)	(D)	(D)	GG
841	Museums and art galleries	90	(D)	(D)	(D)	GG
842	Arboreta and botanical or zoological gardens	2	(D)	(D)	(D)	CC

Table 7b. Summary Statistics for Firms Exempt From Federal Income Tax for Metropolitan Areas: 1992—Con.

[Includes only establishments with payroll. For meaning of abbreviations and symbols, see introductory text. For explanation of terms and comparability of 1987 and 1992 censuses, see appendix A. For definitions of CMSA's, MSA's, and PMSA's, see appendix D]

SIC code	Geographic area and kind of business or operation	Establishments (number)	Revenue (\$1,000)	Annual payroll (\$1,000)	First-quarter payroll (\$1,000)	Paid employees for pay period including March 12 (number)
	BOSTON-WORCESTER-LAWRENCE, MA-NH-ME-CT CMSA—Con.					
	Boston, MA-NH PMSA—Con.					
8011 pt.; 8021 pt.; 805, 6, 8, 9	Selected health services -----	399	7 878 670	3 755 567	930 924	126 003
8011 pt., 8021 pt.	Clinics of doctors of medicine and dentists -----	72	796 426	421 884	106 474	9 621
8011 pt.	General medical clinics -----	72	796 426	421 884	106 474	9 621
8021 pt.	Dental clinics -----	—	—	—	—	—
805	Nursing and personal care facilities -----	84	246 830	130 473	31 191	6 626
8051	Skilled nursing care facilities -----	38	223 166	117 779	28 154	5 869
8052	Intermediate care facilities -----	41	20 411	10 806	2 603	661
8059	Nursing and personal care facilities, n.e.c. -----	5	3 253	1 888	434	96
806	Hospitals -----	78	6 407 472	3 001 862	744 312	100 766
8062	General medical and surgical hospitals -----	52	5 177 600	2 349 274	585 603	80 579
8062 pt.	General medical and surgical hospitals, nongovernment -----	43	4 622 790	2 058 530	498 411	70 993
8062 pt.	General medical and surgical hospitals, government -----	9	554 810	290 744	87 192	9 586
8063, 9	Specialty hospitals -----	26	1 229 872	652 588	158 709	20 187
8063	Psychiatric hospitals -----	9	248 254	174 086	43 197	5 275
8063 pt.	Psychiatric hospitals, nongovernment -----	3	(D)	(D)	(D)	GG
8063 pt.	Psychiatric hospitals, government -----	6	(D)	(D)	(D)	HH
8069	Specialty hospitals, except psychiatric -----	17	981 618	478 502	115 512	14 912
8069 pt.	Specialty hospitals, except psychiatric; nongovernment -----	13	(D)	(D)	(D)	JJ
8069 pt.	Specialty hospitals, except psychiatric; government -----	4	(D)	(D)	(D)	GG
808, 9	Other health services -----	165	427 942	201 348	48 947	8 990
808	Home health care services -----	67	213 022	110 121	26 402	5 472
809	Miscellaneous health and allied services, n.e.c. -----	98	214 920	91 227	22 545	3 518
8092	Kidney dialysis centers -----	1	(D)	(D)	(D)	BB
8093	Specialty outpatient facilities, n.e.c. -----	74	120 828	63 600	15 896	2 612
8099	Health and allied services, n.e.c. -----	23	(D)	(D)	(D)	FF
8111 pt.	Legal aid societies and similar legal services -----	20	19 744	10 691	2 542	356
823, 4, 9	Selected educational services -----	190	160 786	37 505	9 023	2 272
823	Libraries -----	16	11 185	4 204	985	207
824	Vocational schools -----	30	14 947	5 908	1 443	381
8243	Data processing schools -----	—	—	—	—	—
8244	Business and secretarial schools -----	4	(D)	(D)	(D)	BB
8249	Vocational schools, n.e.c. -----	26	(D)	(D)	(D)	EE
829	Schools and educational services, n.e.c. -----	144	134 654	27 393	6 595	1 684
83	Social services -----	1 980	1 286 691	547 517	130 799	33 300
835	Child day care services -----	408	161 583	83 310	19 875	5 560
832, 3, 6, 9	Other social services -----	1 572	1 125 108	464 207	110 924	27 740
832	Individual and family social services -----	527	411 302	181 967	42 910	10 334
833	Job training and vocational rehabilitation services -----	116	92 146	50 758	12 243	4 250
836	Residential care -----	573	272 876	144 603	34 797	8 684
839	Social services, n.e.c. -----	356	348 784	86 879	20 974	4 472
861, 2, 4, 9	Selected membership organizations -----	945	522 521	172 086	40 391	8 798
861	Business associations -----	206	134 133	51 999	12 616	1 422
864	Civic, social, and fraternal associations -----	518	171 012	51 558	12 328	4 814
862, 9	Other membership organizations -----	221	217 376	68 529	15 447	2 562
862	Professional membership organizations -----	86	98 123	36 019	8 872	968
869	Membership organizations, n.e.c. -----	135	119 253	32 510	6 575	1 594
873, 4 ex. 8744	Research, testing, and consulting services, except facilities support management services -----	201	1 365 378	581 775	142 839	13 372
873	Research, development, and testing services -----	147	1 253 367	546 081	134 491	12 552
8731	Commercial physical and biological research -----	18	(D)	(D)	(D)	II
8732	Commercial economic, sociological, and educational research -----	23	(D)	(D)	(D)	EE
8733	Noncommercial research organizations -----	104	380 488	118 657	27 953	3 618
8734	Testing laboratories -----	2	(D)	(D)	(D)	CC
874 ex. 8744	Management and public relations services, except facilities support management services -----	54	112 011	35 694	8 348	820
8741	Management services -----	15	25 651	12 603	3 074	218
8742	Management consulting services -----	16	63 171	18 099	4 180	442
8743	Public relations services -----	6	616	235	60	9
8748	Business consulting services, n.e.c. -----	17	22 573	4 757	1 034	151

MA-122 MASSACHUSETTS

SERVICE INDUSTRIES—GEOGRAPHIC AREA SERIES

Table 7b. **Summary Statistics for Firms Exempt From Federal Income Tax for Metropolitan Areas: 1992—Con.**

[Includes only establishments with payroll. For meaning of abbreviations and symbols, see introductory text. For explanation of terms and comparability of 1987 and 1992 censuses, see appendix A. For definitions of CMSA's, MSA's, and PMSA's, see appendix D]

SIC code	Geographic area and kind of business or operation	Establishments (number)	Revenue (\$1,000)	Annual payroll (\$1,000)	First-quarter payroll (\$1,000)	Paid employees for pay period including March 12 (number)
BOSTON-WORCESTER-LAWRENCE, MA-NH-ME-CT CMSA—Con.						
Brockton, MA PMSA						
	Total	175	437 734	215 862	53 114	9 048
7032, 704	Camps and membership lodging	2	(D)	(D)	(D)	AA
792, 7991 pt., 7997, 7999 pt., 84	Selected amusement, recreation, and related services	8	2 775	1 148	201	56
8011 pt.; 8021 pt.; 805, 6, 8, 9	Selected health services	21	348 950	181 707	45 520	6 507
8111 pt.	Legal aid societies and similar legal services	1	(D)	(D)	(D)	AA
823, 4, 9	Selected educational services	7	2 672	1 351	256	65
83	Social services	90	62 119	24 964	5 984	1 931
835	Child day care services	15	4 426	2 406	606	166
832, 3, 6, 9	Other social services	75	57 693	22 558	5 378	1 765
861, 2, 4, 9	Selected membership organizations	43	19 497	6 038	1 015	462
873, 4 ex. 8744	Research, testing, and consulting services, except facilities support management services	3	(D)	(D)	(D)	AA
Fitchburg-Leominster, MA PMSA						
	Total	176	207 738	94 431	22 634	5 436
7032, 704	Camps and membership lodging	2	(D)	(D)	(D)	AA
792, 7991 pt., 7997, 7999 pt., 84	Selected amusement, recreation, and related services	8	2 910	1 121	170	82
8011 pt.; 8021 pt.; 805, 6, 8, 9	Selected health services	20	(D)	(D)	(D)	HH
8111 pt.	Legal aid societies and similar legal services	2	(D)	(D)	(D)	AA
823, 4, 9	Selected educational services	1	(D)	(D)	(D)	AA
83	Social services	92	54 360	20 950	4 992	1 939
835	Child day care services	5	(D)	(D)	(D)	CC
832, 3, 6, 9	Other social services	87	(D)	(D)	(D)	GG
861, 2, 4, 9	Selected membership organizations	46	9 889	2 559	652	303
873, 4 ex. 8744	Research, testing, and consulting services, except facilities support management services	5	(D)	(D)	(D)	BB
Lawrence, MA-NH PMSA						
	Total	272	392 693	178 427	43 465	9 097
7032, 704	Camps and membership lodging	2	(D)	(D)	(D)	CC
792, 7991 pt., 7997, 7999 pt., 84	Selected amusement, recreation, and related services	6	(D)	(D)	(D)	BB
8011 pt.; 8021 pt.; 805, 6, 8, 9	Selected health services	25	227 927	117 675	28 943	4 917
8111 pt.	Legal aid societies and similar legal services	—	—	—	—	—
823, 4, 9	Selected educational services	6	3 225	378	88	35
83	Social services	138	119 462	44 632	10 796	3 020
835	Child day care services	27	13 086	4 659	1 190	364
832, 3, 6, 9	Other social services	111	106 376	39 973	9 606	2 656
861, 2, 4, 9	Selected membership organizations	87	29 064	10 555	2 495	850
873, 4 ex. 8744	Research, testing, and consulting services, except facilities support management services	8	9 562	4 221	954	108

SERVICE INDUSTRIES—GEOGRAPHIC AREA SERIES

MASSACHUSETTS MA-123

Table 7b. **Summary Statistics for Firms Exempt From Federal Income Tax for Metropolitan Areas: 1992—Con.**

[Includes only establishments with payroll. For meaning of abbreviations and symbols, see introductory text. For explanation of terms and comparability of 1987 and 1992 censuses, see appendix A. For definitions of CMSA's, MSA's, and PMSA's, see appendix D]

SIC code	Geographic area and kind of business or operation	Establishments (number)	Revenue (\$1,000)	Annual payroll (\$1,000)	First-quarter payroll (\$1,000)	Paid employees for pay period including March 12 (number)
BOSTON-WORCESTER-LAWRENCE, MA-NH-ME-CT CMSA—Con.						
Lowell, MA-NH PMSA						
	Total	183	587 524	285 570	70 625	10 938
7032, 704	Camps and membership lodging	2	(D)	(D)	(D)	BB
792, 7991 pt., 7997, 7999 pt., 84	Selected amusement, recreation, and related services	8	6 870	2 394	435	120
8011 pt.; 8021 pt.; 805, 6, 8, 9	Selected health services	32	524 373	259 244	64 542	8 956
8111 pt.	Legal aid societies and similar legal services	1	(D)	(D)	(D)	BB
823, 4, 9	Selected educational services	3	(D)	(D)	(D)	AA
83	Social services	74	29 902	16 156	3 907	1 167
835	Child day care services	20	5 427	3 041	758	206
832, 3, 6, 9	Other social services	54	24 475	13 115	3 149	961
861, 2, 4, 9	Selected membership organizations	59	21 316	5 865	1 324	611
873, 4 ex. 8744	Research, testing, and consulting services, except facilities support management services	4	3 025	696	134	18
Manchester, NH PMSA						
	Total	199	410 162	165 467	39 934	6 589
(See appropriate State for SIC detail.)						
Nashua, NH PMSA						
	Total	138	234 235	84 508	20 571	4 268
(See appropriate State for SIC detail.)						
New Bedford, MA PMSA						
	Total	155	229 149	105 775	25 715	5 135
7032, 704	Camps and membership lodging	1	(D)	(D)	(D)	AA
792, 7991 pt., 7997, 7999 pt., 84	Selected amusement, recreation, and related services	11	7 515	2 598	444	234
8011 pt.; 8021 pt.; 805, 6, 8, 9	Selected health services	18	152 715	76 776	18 823	3 029
8111 pt.	Legal aid societies and similar legal services	2	(D)	(D)	(D)	AA
823, 4, 9	Selected educational services	4	(D)	(D)	(D)	BB
83	Social services	73	58 657	22 654	5 527	1 589
835	Child day care services	8	2 039	1 117	280	87
832, 3, 6, 9	Other social services	65	56 618	21 537	5 247	1 502
861, 2, 4, 9	Selected membership organizations	44	7 850	2 551	628	232
873, 4 ex. 8744	Research, testing, and consulting services, except facilities support management services	2	(D)	(D)	(D)	AA
Portsmouth-Rochester, NH-ME PMSA						
	Total	247	248 232	105 434	24 047	5 582
(See appropriate State for SIC detail.)						

Table 7b. **Summary Statistics for Firms Exempt From Federal Income Tax for Metropolitan Areas: 1992—Con.**

[Includes only establishments with payroll. For meaning of abbreviations and symbols, see introductory text. For explanation of terms and comparability of 1987 and 1992 censuses, see appendix A. For definitions of CMSA's, MSA's, and PMSA's, see appendix D]

SIC code	Geographic area and kind of business or operation	Establishments (number)	Revenue (\$1,000)	Annual payroll (\$1,000)	First-quarter payroll (\$1,000)	Paid employees for pay period including March 12 (number)
	BOSTON-WORCESTER-LAWRENCE, MA-NH-ME-CT CMSA—Con.					
	Worcester, MA-CT PMSA					
	Total	500	1 023 467	469 430	114 570	21 373
7032, 704	Camps and membership lodging	5	(D)	(D)	(D)	AA
792, 7991 pt., 7997, 7999 pt., 84	Selected amusement, recreation, and related services	25	23 703	11 580	2 525	771
8011 pt.; 8021 pt.; 805, 6, 8, 9	Selected health services	56	769 706	355 268	87 450	14 032
8011 pt., 8021 pt., 805	Clinics of doctors of medicine and dentists	6	16 982	8 315	2 116	280
	Nursing and personal care facilities	19	63 585	34 616	8 073	1 891
806, 8062, 8063, 9	Hospitals	11	637 425	286 757	70 861	10 723
	General medical and surgical hospitals	7	551 957	239 210	58 986	8 923
	Specialty hospitals	4	85 468	47 547	11 875	1 800
808, 9	Other health services	20	51 714	25 580	6 400	1 138
8111 pt.	Legal aid societies and similar legal services	1	(D)	(D)	(D)	BB
823, 4, 9	Selected educational services	20	6 171	2 404	555	237
83	Social services	251	151 187	70 193	16 910	4 853
835	Child day care services	32	9 994	5 365	1 238	361
832, 3, 6, 9	Other social services	219	141 193	64 828	15 672	4 492
832	Individual and family social services	72	42 108	18 935	4 614	1 242
833	Job training and vocational rehabilitation services	14	10 629	5 886	1 352	676
836	Residential care	95	44 123	25 929	6 605	1 587
839	Social services, n.e.c.	38	44 333	14 078	3 101	987
861, 2, 4, 9	Selected membership organizations	121	37 089	11 793	2 769	1 032
861	Business associations	20	8 064	2 066	392	73
864	Civic, social, and fraternal associations	78	19 567	6 955	1 721	801
862, 9	Other membership organizations	23	9 458	2 772	656	158
873, 4 ex., 8744	Research, testing, and consulting services, except facilities support management services	21	32 296	16 709	4 074	402
873	Research, development, and testing services	13	29 198	15 273	3 739	341
874 ex., 8744	Management and public relations services, except facilities support management services	8	3 098	1 436	335	61
	PITTSFIELD, MA MSA					
	Total	185	212 644	98 661	23 410	4 531
7032, 704	Camps and membership lodging	2	(D)	(D)	(D)	AA
792, 7991 pt., 7997, 7999 pt., 84	Selected amusement, recreation, and related services	19	11 602	4 263	773	277
8011 pt.; 8021 pt.; 805, 6, 8, 9	Selected health services	18	140 005	67 582	16 268	2 469
8111 pt.	Legal aid societies and similar legal services	1	(D)	(D)	(D)	AA
823, 4, 9	Selected educational services	9	7 635	4 040	1 001	119
83	Social services	92	38 755	17 144	4 025	1 214
835	Child day care services	5	(D)	(D)	(D)	BB
832, 3, 6, 9	Other social services	87	(D)	(D)	(D)	GG
861, 2, 4, 9	Selected membership organizations	38	11 018	3 975	923	400
873, 4 ex., 8744	Research, testing, and consulting services, except facilities support management services	6	2 800	1 236	345	41

SERVICE INDUSTRIES—GEOGRAPHIC AREA SERIES

MASSACHUSETTS MA-125

Table 7b. Summary Statistics for Firms Exempt From Federal Income Tax for Metropolitan Areas: 1992—Con.

[Includes only establishments with payroll. For meaning of abbreviations and symbols, see introductory text. For explanation of terms and comparability of 1987 and 1992 censuses, see appendix A. For definitions of CMSA's, MSA's, and PMSA's, see appendix D]

SIC code	Geographic area and kind of business or operation	Establishments (number)	Revenue (\$1,000)	Annual payroll (\$1,000)	First-quarter payroll (\$1,000)	Paid employees for pay period including March 12 (number)
PROVIDENCE-FALL RIVER-WARWICK, RI-MA MSA						
	Total	1 164	2 415 148	1 093 033	267 179	46 659
7032, 704	Camps and membership lodging	22	5 084	1 149	154	80
7032	Sporting and recreational camps	7	(D)	(D)	(D)	BB
704	Organization hotels and lodging houses, on membership basis	15	(D)	(D)	(D)	AA
792, 7991 pt., 7997, 7999 pt., 84	Selected amusement, recreation, and related services	74	33 163	13 324	2 374	718
792	Theatrical producers (except motion picture), bands, orchestras, and entertainers	14	(D)	(D)	(D)	EE
7922	Theatrical producers (except motion picture) and miscellaneous theatrical services	8	(D)	(D)	(D)	CC
7922 pt.	Producers of live theatrical productions	6	(D)	(D)	(D)	CC
7922 pt.	Producers of radio and television shows, except tape	—	—	—	—	—
7922 pt.	Artists' and entertainers' managers or agents, concert bureaus, booking agents	1	(D)	(D)	(D)	AA
7922 pt.	Other theatrical services	1	(D)	(D)	(D)	AA
7929	Bands, orchestras, actors, and other entertainers and entertainment groups	6	(D)	(D)	(D)	CC
7929 pt.	Dance groups and artists	2	(D)	(D)	(D)	AA
7929 pt.	Symphony orchestras, opera companies, and chamber music organizations	1	(D)	(D)	(D)	CC
7929 pt.	Other music groups and artists	3	(D)	(D)	(D)	AA
7929 pt.	Other entertainers and entertainment groups	—	—	—	—	—
7991 pt., 7997	Gymnasiums, athletic clubs, and membership sports and recreation clubs	43	24 219	9 431	1 370	344
7991 pt.	Gymnasiums and athletic clubs	—	—	—	—	—
7997	Membership sports and recreation clubs	43	24 219	9 431	1 370	344
7999 pt.	Fairs	—	—	—	—	—
84	Museums, art galleries, and botanical and zoological gardens	17	(D)	(D)	(D)	CC
841	Museums and art galleries	17	(D)	(D)	(D)	CC
842	Arboreta and botanical or zoological gardens	—	—	—	—	—
8011 pt., 8021 pt., 805, 6, 8, 9	Selected health services	169	1 709 492	875 867	216 024	32 411
8011 pt., 8021 pt.	Clinics of doctors of medicine and dentists	25	79 726	27 585	6 483	785
8011 pt.	General medical clinics	25	79 726	27 585	6 483	785
8021 pt.	Dental clinics	—	—	—	—	—
805	Nursing and personal care facilities	63	130 214	68 372	16 572	4 049
8051	Skilled nursing care facilities	24	98 732	55 358	13 320	3 125
8052	Intermediate care facilities	35	(D)	(D)	(D)	FF
8059	Nursing and personal care facilities, n.e.c.	4	(D)	(D)	(D)	BB
806	Hospitals	23	1 377 996	714 950	176 927	24 555
8062	General medical and surgical hospitals	16	(D)	(D)	(D)	JJ
8062 pt.	General medical and surgical hospitals, nongovernment	14	1 060 627	539 946	133 755	18 660
8062 pt.	General medical and surgical hospitals, government	2	(D)	(D)	(D)	GG
8063, 9	Specialty hospitals	7	(D)	(D)	(D)	HH
8063	Psychiatric hospitals	5	87 705	51 263	12 550	1 806
8063 pt.	Psychiatric hospitals, nongovernment	3	(D)	(D)	(D)	GG
8063 pt.	Psychiatric hospitals, government	2	(D)	(D)	(D)	FF
8069	Specialty hospitals, except psychiatric	2	(D)	(D)	(D)	GG
8069 pt.	Specialty hospitals, except psychiatric; nongovernment	1	(D)	(D)	(D)	GG
8069 pt.	Specialty hospitals, except psychiatric; government	1	(D)	(D)	(D)	EE
808, 9	Other health services	58	121 556	64 960	16 042	3 022
808	Home health care services	22	67 332	37 379	9 401	1 749
809	Miscellaneous health and allied services, n.e.c.	36	54 224	27 581	6 641	1 273
8092	Kidney dialysis centers	1	(D)	(D)	(D)	BB
8093	Specialty outpatient facilities, n.e.c.	30	(D)	(D)	(D)	FF
8099	Health and allied services, n.e.c.	5	(D)	(D)	(D)	EE
8111 pt.	Legal aid societies and similar legal services	8	3 689	1 469	353	51
823, 4, 9	Selected educational services	42	10 234	3 443	813	242
823	Libraries	16	2 836	1 209	277	125
824	Vocational schools	5	1 112	428	109	23
8243	Data processing schools	—	—	—	—	—
8244	Business and secretarial schools	—	—	—	—	—
8249	Vocational schools, n.e.c.	5	1 112	428	109	23
829	Schools and educational services, n.e.c.	21	6 286	1 806	427	94
83	Social services	468	474 658	140 100	33 735	9 306
835	Child day care services	62	17 262	9 609	2 610	746
832, 3, 6, 9	Other social services	406	457 396	130 491	31 125	8 560
832	Individual and family social services	129	110 666	39 676	9 683	2 383
833	Job training and vocational rehabilitation services	39	41 613	23 703	5 758	2 405
836	Residential care	142	78 793	40 943	9 610	2 443
839	Social services, n.e.c.	96	226 324	26 169	6 074	1 329
861, 2, 4, 9	Selected membership organizations	358	160 987	48 586	11 600	3 491
861	Business associations	50	30 398	6 848	1 664	222
864	Civic, social, and fraternal associations	238	69 532	23 612	5 568	2 398
862, 9	Other membership organizations	70	61 057	18 126	4 368	871
862	Professional membership organizations	22	(D)	(D)	(D)	EE
869	Membership organizations, n.e.c.	48	(D)	(D)	(D)	FF

Table 7b. Summary Statistics for Firms Exempt From Federal Income Tax for Metropolitan Areas: 1992—Con.

[Includes only establishments with payroll. For meaning of abbreviations and symbols, see introductory text. For explanation of terms and comparability of 1987 and 1992 censuses, see appendix A. For definitions of CMSA's, MSA's, and PMSA's, see appendix D]

SIC code	Geographic area and kind of business or operation	Establishments (number)	Revenue (\$1,000)	Annual payroll (\$1,000)	First-quarter payroll (\$1,000)	Paid employees for pay period including March 12 (number)
	PROVIDENCE-FALL RIVER-WARWICK, RI-MA MSA—Con.					
873, 4 ex. 8744	Research, testing, and consulting services, except facilities support management services -----	23	17 841	9 095	2 126	360
873	Research, development, and testing services -----	15	(D)	(D)	(D)	EE
8731	Commercial physical and biological research -----	4	1 942	915	301	35
8732	Commercial economic, sociological, and educational research ----	3	(D)	(D)	(D)	AA
8733	Noncommercial research organizations -----	6	(D)	(D)	(D)	CC
8734	Testing laboratories -----	2	(D)	(D)	(D)	AA
874 ex. 8744	Management and public relations services, except facilities support management services -----	8	(D)	(D)	(D)	BB
8741	Management services -----	—	—	—	—	—
8742	Management consulting services -----	3	(D)	(D)	(D)	BB
8743	Public relations services -----	1	(D)	(D)	(D)	AA
8748	Business consulting services, n.e.c. -----	4	(D)	(D)	(D)	AA
	SPRINGFIELD, MA MSA					
	Total -----	692	1 261 865	575 487	140 017	26 248
7032, 704	Camps and membership lodging -----	3	(D)	(D)	(D)	AA
792, 7991 pt., 7997, 7999 pt., 84	Selected amusement, recreation, and related services -----	37	29 401	10 294	2 003	760
8011 pt.; 8021 pt.; 805, 6, 8, 9	Selected health services -----	77	853 542	406 650	99 737	15 830
8011 pt., 8021 pt. 805	Clinics of doctors of medicine and dentists -----	10	(D)	(D)	(D)	EE
	Nursing and personal care facilities -----	15	(D)	(D)	(D)	GG
806	Hospitals -----	15	702 790	350 827	86 670	12 738
8062	General medical and surgical hospitals -----	10	594 155	283 941	70 192	10 627
8063, 9	Specialty hospitals -----	5	108 635	66 886	16 478	2 111
808, 9	Other health services -----	37	44 882	25 551	6 077	1 460
8111 pt.	Legal aid societies and similar legal services -----	5	(D)	(D)	(D)	BB
823, 4, 9	Selected educational services -----	40	17 143	8 125	1 969	467
83	Social services -----	333	240 345	98 929	24 240	7 050
835	Child day care services -----	45	15 435	7 995	2 004	772
832, 3, 6, 9	Other social services -----	288	224 910	90 934	22 236	6 278
832	Individual and family social services -----	93	71 396	32 878	8 147	2 275
833	Job training and vocational rehabilitation services -----	43	31 311	13 250	3 094	1 131
836	Residential care -----	105	60 121	33 547	8 276	2 234
839	Social services, n.e.c. -----	47	62 082	11 259	2 719	638
861, 2, 4, 9	Selected membership organizations -----	178	58 987	17 537	4 345	1 608
861	Business associations -----	21	6 932	2 391	606	97
864	Civic, social, and fraternal associations -----	138	43 908	12 749	3 178	1 383
862, 9	Other membership organizations -----	19	8 147	2 397	561	128
873, 4 ex. 8744	Research, testing, and consulting services, except facilities support management services -----	19	(D)	(D)	(D)	EE
873	Research, development, and testing services -----	9	(D)	(D)	(D)	EE
874 ex. 8744	Management and public relations services, except facilities support management services -----	10	(D)	(D)	(D)	CC

Table 8a. Summary Statistics for Firms Subject to Federal Income Tax for the Area Outside Metropolitan Areas: 1992

[Includes only establishments with payroll. For meaning of abbreviations and symbols, see introductory text. For explanation of terms and comparability of 1987 and 1992 censuses, see appendix A. For definitions of CMSA's, MSA's, and PMSA's, see appendix D]

SIC code	Kind of business or operation	Establishments (number)	Receipts (\$1,000)	Annual payroll (\$1,000)	First-quarter payroll (\$1,000)	Paid employees for pay period including March 12 (number)
	Total	1 659	590 385	216 559	46 430	11 825
70 ex. 704	Hotels, rooming houses, camps, and other lodging places (except membership lodging)	233	(D)	(D)	(D)	GG
7011	Hotels and motels	174	93 403	28 239	4 352	1 608
7011 pt.	Hotels	84	71 762	23 861	3 742	1 195
7011 pt.	Motels, motor hotels, and tourist courts	90	21 641	4 378	610	413
702, 3	Other lodging places	59	(D)	(D)	(D)	BB
72	Personal services	178	34 918	12 256	2 838	947
721	Laundry, cleaning, and garment services	45	8 916	3 539	777	299
7211	Power laundries, family and commercial*	4	3 033	1 509	346	93
7213	Linen supply*	4	(D)	(D)	(D)	BB
7215	Coin-operated laundries and drycleaning	13	(D)	(D)	(D)	BB
7216	Drycleaning plants, except rug cleaning*	11	(D)	(D)	(D)	BB
7217	Carpet and upholstery cleaning	8	449	90	17	14
7218	Industrial laundriers*	—	—	—	—	—
7212, 9	Other laundry, cleaning, and garment services*	5	410	128	22	12
722	Photographic studios, portrait	3	(D)	(D)	(D)	CC
723, 4	Beauty and barber shops	97	9 278	3 758	817	344
723	Beauty shops	94	9 060	3 673	796	338
724	Barber shops	3	218	85	21	6
725	Shoe repair shops and shoeshine parlors	2	(D)	(D)	(D)	AA
726	Funeral service and crematories	20	(D)	(D)	(D)	CC
729	Miscellaneous personal services	11	(D)	(D)	(D)	BB
73	Business services	161	(D)	(D)	(D)	FF
731	Advertising	8	(D)	(D)	(D)	AA
732	Consumer credit reporting agencies, mercantile reporting agencies, and adjustment and collection agencies	1	(D)	(D)	(D)	AA
733	Mailing, reproduction, commercial art and photography, and stenographic services	18	3 186	765	151	43
734	Services to dwellings and other buildings	39	(D)	(D)	(D)	CC
735	Miscellaneous equipment rental and leasing	23	(D)	(D)	(D)	BB
736	Personnel supply services	8	(D)	(D)	(D)	CC
737	Computer programming, data processing, and other computer related services	18	(D)	(D)	(D)	BB
7371, 2, 3	Computer programming, prepackaged software, and integrated systems	7	(D)	(D)	(D)	AA
7374, 5, 6	Data processing services	6	383	73	17	6
7377, 8, 9	Computer rental and leasing, maintenance, and related services, n.e.c.	5	1 119	191	37	6
738	Miscellaneous business services	46	11 754	4 536	1 249	346
75	Automotive repair, services, and parking	151	38 478	8 331	1 817	456
751	Automotive rental and leasing, without drivers	7	(D)	(D)	(D)	AA
752	Automobile parking	3	(D)	(D)	(D)	AA
753	Automotive repair shops	132	(D)	(D)	(D)	EE
7532	Top, body, and upholstery repair shops and paint shops	31	6 889	2 128	500	128
7538	General automotive repair shops	89	23 880	4 506	998	241
7533, 4, 6, 7, 9	Other automotive repair shops	12	(D)	(D)	(D)	BB
754	Automotive services, except repair	9	(D)	(D)	(D)	BB
76	Miscellaneous repair services	51	10 862	2 243	496	140
762	Electrical repair shops	17	(D)	(D)	(D)	BB
7622	Radio and television repair shops	6	(D)	(D)	(D)	AA
7623, 9	Other electrical and electronic repair shops	11	(D)	(D)	(D)	BB
763	Watch, clock, and jewelry repair	—	—	—	—	—
764	Reupholstery and furniture repair	2	(D)	(D)	(D)	AA
769	Miscellaneous repair and related services	32	(D)	(D)	(D)	BB
78, 79, 84	Amusement and recreation services, including motion pictures and museums	156	52 087	14 654	2 981	1 737
781, 2	Motion picture production, distribution, and services	8	(D)	(D)	(D)	AA
783	Motion picture theaters	12	5 215	935	177	177
784	Video tape rental	27	4 934	1 141	246	130
792	Theatrical producers (except motion picture), bands, orchestras, and entertainers	6	(D)	(D)	(D)	AA
793	Bowling centers	9	2 864	725	191	92
79 ex. 792, 3, 84	Commercial sports and other amusement and recreation services, including museums	94	35 847	10 778	2 170	1 314
80	Health services	337	(D)	(D)	(D)	HH
801	Offices and clinics of doctors of medicine	134	(D)	(D)	(D)	FF
802	Offices and clinics of dentists	91	26 020	7 437	1 682	394
803	Offices and clinics of doctors of osteopathy	2	(D)	(D)	(D)	AA
804	Offices and clinics of other health practitioners	69	12 292	3 114	672	192
805	Nursing and personal care facilities	23	95 035	48 251	11 448	2 410
806	Hospitals	—	—	—	—	—
807, 8, 9	Other health services	18	15 664	10 586	2 240	619
81	Legal services	124	28 871	8 500	1 840	352
823, 4, 9	Selected educational services	12	(D)	(D)	(D)	BB

Table 8a. Summary Statistics for Firms Subject to Federal Income Tax for the Area Outside Metropolitan Areas: 1992 — Con.

[Includes only establishments with payroll. For meaning of abbreviations and symbols, see introductory text. For explanation of terms and comparability of 1987 and 1992 censuses, see appendix A. For definitions of CMSA's, MSA's, and PMSA's, see appendix D]

SIC code	Kind of business or operation	Establishments (number)	Receipts (\$1,000)	Annual payroll (\$1,000)	First-quarter payroll (\$1,000)	Paid employees for pay period including March 12 (number)
83	Social services	48	10 281	3 764	871	304
835	Child day care services	30	2 678	1 263	298	109
832, 3, 6, 9	Other social services	18	7 603	2 501	573	195
87 ex. 8733	Engineering, accounting, research, management, and related services (except noncommercial research organizations)	175	(D)	(D)	(D)	FF
871	Engineering, architectural, and surveying services	70	(D)	(D)	(D)	EE
872	Accounting, auditing, and bookkeeping services	57	(D)	(D)	(D)	CC
873 ex. 8733	Research, development, and testing services (except noncommercial research organizations)	13	(D)	(D)	(D)	BB
874	Management and public relations services	35	(D)	(D)	(D)	CC
89	Services, n.e.c.	33	9 911	4 373	772	115

Table 8b. Summary Statistics for Firms Exempt From Federal Income Tax for the Area Outside Metropolitan Areas: 1992

[Includes only establishments with payroll. For meaning of abbreviations and symbols, see introductory text. For explanation of terms and comparability of 1987 and 1992 censuses, see appendix A. For definitions of CMSA's, MSA's, and PMSA's, see appendix D]

SIC code	Kind of business or operation	Establishments (number)	Revenue (\$1,000)	Annual payroll (\$1,000)	First-quarter payroll (\$1,000)	Paid employees for pay period including March 12 (number)
	Total	452	479 465	202 435	47 897	8 715
7032, 704	Camps and membership lodging	12	(D)	(D)	(D)	BB
792, 7991 pt., 7997, 7999 pt., 84	Selected amusement, recreation, and related services	60	(D)	(D)	(D)	FF
8011 pt.; 8021 pt.; 805, 6, 8, 9	Selected health services	43	(D)	(D)	(D)	HH
8011 pt., 8021 pt. 805	Clinics of doctors of medicine and dentists	10	(D)	(D)	(D)	CC
	Nursing and personal care facilities	6	17 443	9 970	2 338	522
806	Hospitals	9	178 741	85 341	20 619	3 359
8062	General medical and surgical hospitals	7	(D)	(D)	(D)	HH
8063, 9	Specialty hospitals	2	(D)	(D)	(D)	CC
808, 9	Other health services	18	15 851	9 289	2 266	523
8111 pt.	Legal aid societies and similar legal services	2	(D)	(D)	(D)	AA
823, 4, 9	Selected educational services	35	(D)	(D)	(D)	CC
83	Social services	178	53 081	22 348	5 376	1 449
835	Child day care services	35	(D)	(D)	(D)	CC
832, 3, 6, 9	Other social services	143	(D)	(D)	(D)	GG
832	Individual and family social services	72	20 293	7 268	1 730	500
833	Job training and vocational rehabilitation services	12	(D)	(D)	(D)	CC
836	Residential care	35	15 258	7 890	1 896	475
839	Social services, n.e.c.	24	9 048	2 259	522	109
861, 2, 4, 9	Selected membership organizations	106	17 866	5 152	1 153	490
861	Business associations	16	2 361	688	155	38
864	Civic, social, and fraternal associations	68	12 230	3 172	728	376
862, 9	Other membership organizations	22	3 275	1 292	270	76
873, 4 ex. 8744	Research, testing, and consulting services, except facilities support management services	16	(D)	(D)	(D)	GG
873	Research, development, and testing services	14	(D)	(D)	(D)	GG
874 ex. 8744	Management and public relations services, except facilities support management services	2	(D)	(D)	(D)	BB

Table 9. Places With 2,500 Inhabitants or More Ranked by Volume of Receipts of Firms Subject to Federal Income Tax: 1992

[Includes only establishments with payroll. For meaning of abbreviations and symbols, see introductory text. For explanation of terms and comparability of 1987 and 1992 censuses, see appendix A. For information on geographic areas followed by ▲, see appendix F]

Geographic area	Receipts		Cumulative receipts		Geographic area	Receipts		Cumulative receipts	
	Rank ¹	Amount (\$1,000)	Amount (\$1,000)	Percent of State total		Rank ¹	Amount (\$1,000)	Amount (\$1,000)	Percent of State total
Massachusetts -----	(X)	38 949 158	38 949 158	100.0	Massachusetts—Con.				
Boston -----	1	8 478 459	8 478 459	21.8	Walpole town -----	81	70 954	33 391 915	85.7
Cambridge -----	2	3 729 387	12 207 846	31.3	North Reading town -----	82	68 674	33 460 589	85.9
Waltham -----	3	1 251 476	13 459 322	34.6	Foxborough town -----	83	68 152	33 528 741	86.1
Worcester -----	4	953 051	14 412 373	37.0	Rockland town -----	84	62 396	33 591 137	86.2
Newton -----	5	932 004	15 344 377	39.4	Wareham town -----	85	62 387	33 653 524	86.4
Springfield -----	6	814 057	16 158 434	41.5	Chelsea -----	86	61 591	33 715 115	86.6
Framingham town -----	7	783 885	16 942 319	43.5	Everett -----	87	61 397	33 776 512	86.7
Marlborough -----	8	645 738	17 588 057	45.2	Amherst town -----	88	58 871	33 835 383	86.9
Burlington town -----	9	615 506	18 203 563	46.7	Auburn town -----	89	57 952	33 893 335	87.0
Sudbury town -----	10	565 843	18 769 406	48.2	Marblehead town -----	90	57 849	33 951 184	87.2
Woburn -----	11	549 148	19 318 554	49.6	Shrewsbury town -----	91	57 299	34 008 483	87.3
Quincy -----	12	492 423	19 810 977	50.9	Belmont town -----	92	56 810	34 065 293	87.5
Lexington town -----	13	470 450	20 281 427	52.1	Bourne town -----	93	55 850	34 121 143	87.6
Andover town -----	14	465 046	20 746 473	53.3	East Longmeadow town -----	94	55 317	34 176 460	87.7
Norwood town -----	15	415 762	21 162 235	54.3	Saugus town -----	95	55 248	34 231 708	87.9
Wakefield town -----	16	398 180	21 560 415	55.4	Northborough town -----	96	55 206	34 286 914	88.0
Brookline town -----	17	392 364	21 952 779	56.4	Gloucester -----	97	54 077	34 340 991	88.2
Wellesley town -----	18	391 648	22 344 427	57.4	Seekonk town -----	98	53 496	34 394 487	88.3
Brookton -----	19	375 618	22 720 045	58.3	Winthrop town -----	99	53 378	34 447 865	88.4
Braintree town -----	20	369 434	23 089 479	59.3	Franklin -----	100	52 808	34 500 673	88.6
Westborough town -----	21	369 037	23 458 516	60.2	Milton town -----	101	51 952	34 552 625	88.7
Somerville -----	22	341 280	23 799 796	61.1	Medfield town -----	102	49 496	34 602 121	88.8
Lowell -----	23	304 331	24 104 127	61.9	Hanover town -----	103	49 159	34 651 280	89.0
Bedford town -----	24	288 715	24 392 842	62.6	Middleborough town -----	104	48 119	34 699 399	89.1
Plymouth town -----	25	273 849	24 666 691	63.3	Easton town -----	105	47 273	34 746 672	89.2
Tewksbury town -----	26	265 536	24 932 227	64.0	Weston town -----	106	47 107	34 793 779	89.3
Weymouth town -----	27	262 256	25 194 483	64.7	Westford town -----	107	46 255	34 840 034	89.5
Westwood town -----	28	261 687	25 456 170	65.4	North Attleborough town -----	108	44 678	34 884 712	89.6
Billerica town -----	29	260 065	25 716 235	66.0	Gardner -----	109	43 009	34 927 721	89.7
Barnstable -----	30	252 132	25 968 367	66.7	Duxbury town -----	110	42 338	34 970 059	89.8
Needham town -----	31	247 344	26 215 711	67.3	Sharon town -----	111	42 046	35 012 105	89.9
Natick town -----	32	242 519	26 458 230	67.9	Pembroke town -----	112	40 577	35 052 682	90.0
Fall River -----	33	236 453	26 694 683	68.5	Scituate town -----	113	40 043	35 092 725	90.1
New Bedford -----	34	235 705	26 930 388	69.1	Dennis town -----	114	38 839	35 131 564	90.2
Chelmsford town -----	35	224 514	27 154 902	69.7	Sandwich town -----	115	38 413	35 169 977	90.3
Pittsfield -----	36	223 121	27 378 023	70.3	Fairhaven town -----	116	37 908	35 207 885	90.4
Peabody -----	37	216 783	27 594 806	70.8	Holliston town -----	117	37 201	35 245 086	90.5
Dedham town -----	38	211 946	27 806 752	71.4	Southbridge town -----	118	36 959	35 282 045	90.6
Acton town -----	39	209 745	28 016 497	71.9	Marshfield town -----	119	32 965	35 315 010	90.7
Watertown -----	40	203 234	28 219 731	72.5	Somerset town -----	120	32 175	35 347 185	90.8
North Andover town -----	41	194 291	28 414 022	73.0	Webster town -----	121	32 099	35 379 284	90.8
Canton town -----	42	191 987	28 606 009	73.4	North Adams -----	122	31 527	35 410 811	90.9
Danvers town -----	43	181 441	28 787 450	73.9	Longmeadow town -----	123	31 465	35 442 276	91.0
Malden -----	44	181 301	28 968 751	74.4	Swampscott town -----	124	30 057	35 472 333	91.1
Medford -----	45	178 070	29 146 821	74.8	Lynnfield town -----	125	29 160	35 501 493	91.1
Lynn -----	46	176 077	29 322 898	75.3	Harwich town -----	126	29 010	35 530 503	91.2
Haverhill -----	47	170 151	29 493 049	75.7	Dracut town -----	127	28 704	35 559 207	91.3
Arlington town -----	48	167 635	29 660 684	76.2	Ludlow town -----	128	28 656	35 587 863	91.4
Salem -----	49	165 766	29 826 450	76.6	Swansea town -----	129	28 085	35 615 948	91.4
West Springfield town -----	50	159 523	29 985 973	77.0	Northbridge town -----	130	28 015	35 643 963	91.5
Hudson town -----	51	158 677	30 144 650	77.4	Holden town -----	131	26 820	35 670 783	91.6
Holyoke -----	52	156 740	30 301 390	77.8	Amesbury town -----	132	26 106	35 696 889	91.6
Beverly -----	53	147 855	30 449 245	78.2	Wilbraham town -----	133	26 004	35 722 893	91.7
Concord town -----	54	147 394	30 596 639	78.6	Ipswich town -----	134	25 026	35 747 919	91.8
Northampton -----	55	146 918	30 743 557	78.9	Abington town -----	135	24 514	35 772 433	91.8
Lawrence -----	56	146 110	30 889 667	79.3	Norton town -----	136	24 057	35 796 490	91.9
Taunton -----	57	142 133	31 031 800	79.7	Ashland town -----	137	23 250	35 819 740	92.0
Stoneham town -----	58	137 413	31 169 213	80.0	Bridgewater town -----	138	23 205	35 842 945	92.0
Stoughton town -----	59	135 666	31 304 879	80.4	Grafton town -----	139	22 169	35 865 114	92.1
Leominster -----	60	114 635	31 419 514	80.7	Millbury town -----	140	19 797	35 884 911	92.1
Revere -----	61	114 304	31 533 818	81.0	Whitman town -----	141	19 021	35 903 932	92.2
Yarmouth -----	62	109 861	31 643 679	81.2	Harvard town -----	142	18 131	35 922 063	92.2
Fitchburg -----	63	104 728	31 748 407	81.5	Palmer town -----	143	18 020	35 940 083	92.3
Winchester town -----	64	104 247	31 852 654	81.8	Clinton town -----	144	17 995	35 958 078	92.3
Chicopee -----	65	103 556	31 956 210	82.0	Athol town -----	145	16 816	35 974 894	92.4
Westfield -----	66	101 246	32 057 456	82.3	Holbrook town -----	146	16 053	35 990 947	92.4
Melrose -----	67	101 239	32 158 695	82.6	Westport town -----	147	15 308	36 006 255	92.4
Mansfield town -----	68	100 565	32 259 260	82.8	Bellingham town -----	148	15 198	36 021 453	92.5
Agawam ▲ -----	69	97 784	32 357 044	83.1	East Bridgewater town -----	149	14 982	36 036 435	92.5
Reading town -----	70	96 660	32 453 704	83.3	South Hadley town -----	150	14 268	36 050 703	92.6
Randolph town -----	71	95 318	32 549 022	83.6	Carver town -----	151	12 794	36 063 497	92.6
Wilmington town -----	72	93 175	32 642 197	83.8	Oxford town -----	152	11 777	36 075 274	92.6
Methuen -----	73	91 254	32 733 451	84.0	Pepperell town -----	153	10 206	36 085 480	92.6
Hingham town -----	74	90 059	32 823 510	84.3	Easthampton town -----	154	9 536	36 095 016	92.7
Dartmouth town -----	75	88 293	32 911 803	84.5	Spencer town -----	155	9 105	36 104 121	92.7
Attleboro -----	76	88 126	32 999 929	84.7	Belchertown town -----	156	7 428	36 111 549	92.7
Falmouth town -----	77	83 168	33 083 097	84.9	Uxbridge town -----	157	7 335	36 118 884	92.7
Greenfield town -----	78	81 985	33 165 082	85.1	Leicester town -----	158	6 441	36 125 325	92.7
Milford town -----	79	78 858	33 243 940	85.4	Hull town -----	159	4 221	36 129 546	92.8
Newburyport -----	80	77 021	33 320 961	85.5	Maynard town -----	(X)	(D)	(X)	(X)
					Wayland town -----	(X)	(D)	(X)	(X)

¹Places with suppressed receipts (if applicable) are listed at end of table rather than by rank to avoid disclosing data for individual companies.

Table 10. **Counties Ranked by Volume of Receipts of Firms Subject to Federal Income Tax: 1992**

[Includes only establishments with payroll. For meaning of abbreviations and symbols, see introductory text. For explanation of terms and comparability of 1987 and 1992 censuses, see appendix A. For information on geographic areas followed by ▲, see appendix F]

Geographic area	Receipts		Cumulative receipts		Geographic area	Receipts		Cumulative receipts	
	Rank ¹	Amount (\$1,000)	Amount (\$1,000)	Percent of State total		Rank ¹	Amount (\$1,000)	Amount (\$1,000)	Percent of State total
Massachusetts -----	(X)	38 949 158	38 949 158	100.0	Massachusetts—Con.				
Middlesex -----	1	15 144 181	15 144 181	38.9	Bristol -----	8	1 272 031	37 155 341	95.4
Suffolk -----	2	8 707 732	23 851 913	61.2	Barnstable -----	9	762 207	37 917 548	97.4
Norfolk -----	3	4 030 598	27 882 511	71.6	Berkshire -----	10	505 412	38 422 960	98.6
Essex -----	4	2 508 378	30 390 889	78.0	Hampshire -----	11	289 948	38 712 908	99.4
Worcester -----	5	2 446 365	32 837 254	84.3	Franklin -----	12	133 991	38 846 899	99.7
Hampden -----	6	1 617 138	34 454 392	88.5	Nantucket -----	13	56 199	38 903 098	99.9
Plymouth -----	7	1 428 918	35 883 310	92.1	Dukes -----	14	46 060	38 949 158	100.0

¹Counties with suppressed receipts (if applicable) are listed at end of table rather than by rank to avoid disclosing data for individual companies.

Appendix A.

General Explanation

CENSUS COVERAGE AND METHODOLOGY

Structure and method of enumeration. Firms in the 1992 Census of Service Industries were divided into the nonmail universe and mail universe. The coverage and the method of obtaining census information from each follow:

1. The nonmail universe consisted of firms which were not required to file a regular census return and included:

- a. All taxable nonemployers, i.e., all firms subject to Federal income tax with no paid employees during 1992. Receipts information for these firms was obtained from administrative records of other Federal agencies. Although consisting of many firms, nonemployers accounted for less than 10 percent of total receipts of all establishments covered in the census.

The census included only those service nonemployer firms which reported a receipts volume of \$1,000 or more during 1992. Establishments exempt from Federal income tax with no paid employees were excluded as in previous censuses.

Data for nonemployers are not included in this report but are provided in a subsequent Non-employer Statistics report (SC92-N-1).

- b. Selected small employers, i.e., single-establishment firms with payroll below a specified cutoff. (The term "employers" refers to firms with one or more paid employees at any time during 1992 as shown in the active administrative records of other Federal agencies.) Although the payroll cutoff varied by kind of business, small employers generally included firms with less than 10 employees and represented about 10 percent of total receipts of establishments covered in the census.

Data on receipts, payroll, and employment for employer firms below the payroll cutoff were derived or estimated from administrative records of other Federal agencies, except for a sample of small employer firms in classifications for which specialized data requirements precluded reliance solely on administrative records sources. This sample was included in the mail universe.

2. The mail universe consisted of firms for which information was obtained by means of a mail canvass and included:

- a. Large employers, i.e., all multiestablishment firms, and all employer firms above the payroll size cutoff referred to in section 1b. Within this category, a report of company organization was conducted periodically to identify establishment locations of firms which operated at more than one location and to obtain information on payroll and mid-March employment at each location. The 1991 Report of Company Organization was used as a coverage check in the census. In the 1992 census, all multi-establishment firms were asked to notify the Census Bureau of any establishments for which a form was not received. Report forms were subsequently provided to the firms for these establishments.
- b. A sample of small employer firms in classifications for which specialized data precluded reliance solely on administrative records sources. These firms were sent the census mailing packages containing the appropriate 1992 questionnaire.

Method of classifying kinds of business. The service industries classifications for all establishments were based on the *Standard Industrial Classification Manual: 1987*¹ (SIC). However, the method of assigning these classifications, and the level of detail at which establishments were classified, differed between the nonmail and mail universes as follows:

1. The nonmail universe

- a. Nonemployers were classified on the basis of information obtained from administrative records of other Federal agencies.
- b. Selected small employers were classified on the basis of the most current census kind-of-business classification available from one of the Census Bureau's current sample surveys or the 1987 census. Otherwise, the classification was obtained from administrative records of other Federal agencies.

If the census or administrative record classifications proved inadequate (none corresponded to a 1992 census classification in the detail required for

¹*Standard Industrial Classification Manual: 1987*. For sale by Superintendent of Documents, U.S. Government Printing Office, Washington, DC 20402. Stock No. 041-001-00314-2.

employers), the firm was sent a brief inquiry requesting information necessary to assign a 1992 census kind-of-business code.

- Establishments in the mail universe were classified on the basis of their self-designation, answers to questions on receipts by type of service provided, and other special inquiries.

Method of assigning tax status. For kind-of-business classifications² where there were substantial numbers of taxable and tax-exempt establishments, establishments were classified based on the Federal income tax filing requirement for the establishment or organization. This classification was based primarily on the response to an inquiry on the census questionnaire. Establishments that indicated that all or part of their income was exempt from Federal income tax under provisions of section 501 of the IRS code were classified as tax-exempt; establishments indicating no such exemption were classified as taxable. All government-operated hospitals were classified as tax-exempt. For establishments in the nonmail universe, the tax status classification was based upon the type of tax return filed by the firm or organization.

For selected kind-of-business classifications³ comprised primarily of tax-exempt establishments, all establishments in those classifications were defined as tax-exempt. All establishments in the remaining kind-of-business classifications (comprised primarily of taxable establishments) were defined as taxable.

COMPARABILITY OF THE 1987 AND 1992 CENSUSES

The 1987 and 1992 censuses were conducted under similar conditions and procedures except for the following:

Geographic areas. The boundaries of a number of areas for which data are shown in the 1992 census are not the same as in the 1987 census because of annexations; other boundary changes; and redefinitions of metropolitan statistical areas (MSA's), primary metropolitan statistical areas (PMSA's), and consolidated metropolitan statistical areas (CMSA's).⁴ In addition, data for consolidated cities are included in the 1992 census.

Data for special economic urban areas (SEUA's) with 10,000 inhabitants or more in Michigan, Minnesota, New York, and Wisconsin qualified for publication in the 1992 census. This included townships in Michigan and Minnesota and towns in New York and Wisconsin. However, Minnesota did not have any townships that met the population criteria.

²SIC's 7032, 792, 7991 pt., 7997, 7999 pt., 8011 pt., 8021 pt., 805, 806, 808, 809, 82, 83, 84 pt., 873 ex. 8733, 874 ex. 8744.

³SIC's 7041, 8111 pt., 84 pt., 86, 8733.

⁴Newly defined metropolitan areas (MA's) were announced by the Office of Management and Budget (OMB) effective June 30, 1993.

Nonemployer firms. In 1987, data for nonemployer firms were published for the United States, States, metropolitan areas, counties, and places in four regional reports in the Nonemployer Statistics Series (SC87-N-1 to -4).

For 1992, data for nonemployers by kind of business are presented in one *Nonemployer Statistics* report (SC92-N-1) for the United States, States, and metropolitan areas. Nonemployer data for counties and places are available on compact disc-read only memory (CD-ROM).

Employment. In 1987, employment data withheld to avoid disclosing data for individual companies were represented with the symbol "(D)." In 1992, withheld employment data are represented with symbols that denote employment size ranges. These symbols are defined in the introductory text.

Sources of receipts/revenue. In 1987, data on sources of receipts/revenue for selected industries were published with other industry-specific data in the *Miscellaneous Subjects* report (SC87-S-4) of the Subject Series. In 1992, sources of receipts/revenue data are presented separately in the *Sources of Receipts or Revenue* report (SC92-S-4) of the Subject Series.

Legal form of organization. In 1987, data on the number of individual proprietorships/partnerships were published in the Geographic Area Series. In 1992, individual proprietorship/partnership data are published in the *Establishment and Firm Size* report (SC87-S-1) and in the *Nonemployer Statistics* report (SC87-N-1).

EXPLANATION OF TERMS

Establishments. An establishment is a single physical location at which business is conducted. It is not necessarily identical with a company or enterprise, which may consist of one establishment or more. Statistics for service industries represent a summary of reports for individual establishments rather than companies. For cases where a census report was received, separate information was obtained for each location where business was conducted. When administrative records of other Federal agencies were used instead of a census report, no information was available on the number of locations operated. Estimates of this number were derived from a sample and are provided in the service industries report, *Miscellaneous Subjects* (SC92-S-5). Each census report was tabulated according to the physical location at which the business was conducted. The count of establishments represents those in business at any time during 1992. Appendix G provides a comparison of the number of establishments active any time during the year versus the number in business at the end of the year.

When two activities or more were carried on at a single location under a single ownership, all activities generally were grouped together as a single establishment. The

entire establishment was classified on the basis of its major activity and all data for it were included in that classification. However, when distinct and separate economic activities (for which different industry classification codes were appropriate) were conducted at a single location under a single ownership, and when conditions prescribed by the SIC manual for recognizing the existence of more than one establishment were met, separate establishment reports for each of the different activities were obtained in the census.

Leased service departments (separately owned businesses operated as departments or concessions of other service establishments or of retail businesses, such as a separately owned shoeshine parlor in a barber shop, or a beauty shop in a department store) are treated as separate service establishments for census purposes. Leased retail departments located in service establishments (e.g., a gift shop located in a hotel) are considered separate retail establishments.

Firms. A firm is a business organization or entity consisting of one domestic establishment (location) or more under common ownership or control. All establishments of subsidiary firms are included as part of the controlling firm. For the economic census, the terms "firm" and "company" are synonymous.

Receipts (Basic dollar volume measure for service establishments of firms subject to Federal income tax). Includes receipts from customers or clients for services rendered, from the use of facilities, and from merchandise sold during 1992 whether or not payment was received in 1992, except for health practitioners and legal, architectural, engineering, and surveying services, which reported on a cash basis (payments received in 1992 regardless of when services were rendered). Excise taxes on gasoline, liquor, tobacco, etc., which are paid by the manufacturer or wholesaler and passed on in the cost of goods purchased by the service establishment, are also included. Receipts from leasing of vehicles, equipment, etc., marketed under operating leases are included in receipts figures as well as the fair sales value of merchandise marketed in 1992 under capital, finance, or "full payout" leases. Receipts also include the total value of service contracts, amounts received for work subcontracted to others, and dues and assessments from members and affiliates.

Receipts are net after deductions for refunds and allowances for merchandise returned by customers. Receipts do not include sales, occupancy, admissions, or other taxes collected from customers and remitted directly by the firm to a local, State, or Federal tax agency, nor do they include income from such sources as contributions, gifts, and grants; dividends, interest, and investments; or sale or rental of real estate. Also excluded are rents from and receipts (gross as well as the establishment's share) of departments and concessions which are operated by others; sales of used equipment rented or leased to

customers; commissions from vending machine operators; and other nonoperating income such as royalties, franchise fees, etc.

Receipts in this report do not include service receipts of manufacturers, wholesalers, retail establishments, or other businesses whose primary activity is other than service. They do, however, include receipts other than from services rendered (e.g., sale of merchandise to individuals or other businesses) by establishments primarily engaged in performing services and classified in the service industries.

Revenue (Basic dollar volume measure for firms exempt from Federal income tax). Includes revenue from customers or clients for services rendered and merchandise sold during 1992, whether or not payment was received in 1992. Also included are income from interest, dividends, gross contributions, gifts, grants (whether or not restricted for use in operations), rents, royalties, dues and assessments from members and affiliates, and receipts from fundraising activities. Receipts from taxable business activities of firms exempt from Federal income tax (Unrelated Business Income) are also included in revenue.

Revenue does not include sales, admissions, or other taxes collected by the organization from customers or clients and paid directly to a local, State, or Federal tax agency; income from the sale of real estate, investments, or other assets (except inventory held for resale); gross receipts of departments, concessions, etc., that are operated by others; and amounts transferred to operating funds from capital or reserve funds.

Expenses. Expenses include payroll, employee benefits, interest, rent, payroll taxes, cost of supplies used for operation, depreciation expenses, fundraising expenses, contracted or purchased services, and other expenses charged to operations during 1992.

Expenses in this report exclude outlays for the purchase of real estate; construction and all other capital improvements; funds invested; assessments or dues paid to the parent or other chapters of the same organization; and, for fundraising organizations, funds transferred to charities and other organizations.

Annual payroll. Payroll includes all forms of compensation, such as salaries, wages, commissions, bonuses, vacation allowances, sick-leave pay, employee contributions to qualified pension plans, and the value of payments in kind (e.g., free meals and lodgings) paid during the year to all employees. Tips and gratuities received by employees from patrons and reported to employers are included. For corporations, payroll includes amounts paid to officers and executives; for unincorporated businesses, it does not include profit or other compensation of proprietors or partners. Payroll is reported before deductions for social security, income tax, insurance, union dues, etc. This definition of payroll is the same as that used by the Internal Revenue Service (IRS) on form 941.

First-quarter payroll. This item consists of payroll, as defined above, paid to persons employed at any time during the quarter January to March 1992.

Paid employees for pay period including March 12.

Paid employees consist of the full- and part-time employees, including salaried officers and executives of corporations, who were on the payroll during the pay period including March 12. Included are employees on paid sick leave, paid holidays, and paid vacations; not included are proprietors and partners of unincorporated businesses. The definition of paid employees is the same as that used on IRS form 941.

Auxiliary establishments. Each company included in this census was asked to identify and separately report auxiliary locations whose primary functions were to manage, administer, service, or support the activities of the other establishments of the company. Data presented in this report do not include auxiliary establishments. Data for auxiliaries are presented in a subsequent report issued as part of the *1992 Enterprise Statistics* reports.

KIND-OF-BUSINESS CLASSIFICATIONS

Services, as defined in Division I of the 1987 Standard Industrial Classification (SIC) manual, includes establishments primarily engaged in rendering a wide variety of services to individuals, business and government establishments, and other organizations.

Establishments covered by the census were assigned kind-of-business classifications according to the industry classifications defined in the 1987 SIC manual. When a more detailed classification than defined in the SIC manual was needed, additional kinds of business were identified within an SIC industry.

The basis for a kind-of-business classification is described above in Method of Classifying Kinds of Business. Descriptions of those kinds of business for which data are provided in this report follow.

Hotels, Rooming Houses, Camps, and Other Lodging Places (SIC Major Group 70)

This group includes establishments engaged in providing lodging, or lodging and meals, and camping facilities. Hotels which provide accommodations for permanent residents (e.g., apartment hotels) and residential mobile home parks are classified in Real Estate, Major Group 65.

Hotels and motels (SIC 7011). Commercial establishments, known to the public as hotels, motor hotels, motels, or tourist courts, primarily engaged in providing lodging, or lodging and meals.

For large geographic areas, data are presented for the following subdivisions of this classification:

1. Hotels, 25 guestrooms or more.
2. Hotels, less than 25 guestrooms.
3. Motels, tourist courts.
4. Motor hotels.

The classification of individual establishments into hotels, motor hotels, and motels and tourist courts was based primarily on the respondents' self-designation.

Rooming and boarding houses (SIC 702). Establishments renting rooms, with or without board, on a fee basis. Homes for the elderly, for children, and for the handicapped that provide additional services, other than nursing care, are classified in Industry 8361, and homes that provide nursing and/or health-related care are classified in Industry Group 805. Rooming and boarding houses operated by membership organizations for their members only are classified in Industry 7041.

Sporting and recreational camps (SIC 7032). Sporting and recreational camps providing lodging and meals, or lodging only. Included are children's camps, fishing camps, hunting camps, and dude ranches. Day camps and sports instructional camps, such as baseball, basketball, or football camps, are classified in Industry 7999.

Recreational vehicle parks and campsites (SIC 7033). Establishments providing overnight or short-term sites for recreational vehicles, trailers, campers, or tents. Residential trailer and mobile home parks are classified in Real Estate, Major Group 65.

Organization hotels and lodging houses, on membership basis (SIC 704). Lodging houses and hotels operated by membership organizations for the benefit of their members and guests, and not open to the general public. Hotels operated by such organizations but open to the public are classified in Industry 7011. Residential homes for the elderly and others in need of residential, social, and personal care are classified in Industry 8361.

Personal Services (SIC Major Group 72)

This group includes establishments primarily engaged in providing services generally to individuals, such as barber and beauty shops, drycleaning plants, laundries, and photographic studios. For establishments classified in Industry Group 721, collecting and distributing units (branch outlets, pickup stations, terminals, or depots) owned and operated by a firm which does its own laundry work are not classified as separate establishments. Data for these units are merged with data for the plant where the work is done.

Power laundries, family and commercial (SIC 7211).

Establishments primarily engaged in operating mechanical laundries with steam or other power. Excluded are establishments which have power laundry equipment but which are primarily engaged in a specialty, such as industrial laundering, linen rental, or diaper service. These establishments are classified in other categories within Industry Group 721. Independently owned agencies for laundry plants are classified in Industry 7212. Laundries using small power equipment of household type are classified in Industry 7219.

Garment pressing, and agents for laundries and dry-cleaners (SIC 7212).

Establishments primarily engaged in providing laundry and drycleaning services but which have the laundry and/or drycleaning work done by others. Establishments in this industry may do their own pressing or finishing work. Independently owned collecting and distributing agencies serving drycleaning plants or power laundries are included in this classification.

Linen supply (SIC 7213).

Establishments primarily engaged in supplying, on a rental basis, such laundered items as uniforms, aprons, table covers, bed linens, and towels. Establishments included in this classification may or may not operate their own laundry facilities.

Coin-operated laundries and drycleaning (SIC 7215).

Establishments primarily engaged in the operation of coin-operated or similar self-service laundry and/or drycleaning equipment. Included are establishments known as laundromats, launderettes, self-service drycleaners, etc. Establishments which operate such machinery in apartment houses, dormitories, and similar locations are included. Establishments which rent such machinery (e.g., to apartment houses) are classified in Industry 7359.

For large geographic areas, data are presented for the following subdivisions of this classification:

1. Coin-operated laundries and drycleaning stores.
2. Coin-operated laundry routes.

Drycleaning plants, except rug cleaning (SIC 7216).

Establishments primarily engaged in drycleaning or dyeing apparel and household fabrics other than rugs. Establishments primarily engaged in cleaning rugs are classified in Industry 7217. Independently owned agencies for cleaning plants are classified in Industry 7212. Establishments known as "tailor shops" or "cleaners" are included in this classification only if they do their own cleaning. Establishments primarily engaged in dyeing fabrics for the trade are classified in Manufacturing, Major Group 22.

Carpet and upholstery cleaning (SIC 7217).

Establishments primarily engaged in cleaning carpets and upholstered furniture. Establishments primarily engaged in rug repair are classified in Industry 7699, those primarily

engaged in reupholstering and repairing furniture are classified in Industry 7641, and those primarily engaged in building cleaning are classified in Industry 7349.

Industrial launderers (SIC 7218).

Establishments primarily engaged in supplying laundered or drycleaned work uniforms, wiping towels, protective apparel (gloves, flame resistant clothing, etc.), dust control items (treated mats or rugs, mops, cloths, etc.), and similar items to industrial, commercial, and government users. These items may belong to the industrial launderers and be supplied to users on a rental basis, or they may belong to the customers. Establishments included in this industry may or may not operate their own laundry or drycleaning facilities.

Laundry and garment services, n.e.c. (SIC 7219).

Establishments primarily engaged in furnishing other laundry services, including repair, alteration, and storage of clothes for individuals; diaper service; and hand laundries. Custom tailors, dressmakers, and fur shops making fur apparel to custom order are classified in Retail Trade.

Photographic studios, portrait (SIC 722).

Establishments primarily engaged in still or video portrait photography for the general public. Included in this classification are school, home, and transient portrait photographers. Establishments primarily engaged in commercial photography are classified in Industry 7335; those primarily engaged in video tape production other than portrait are classified in Industry 7812; and those primarily engaged in film developing and/or print processing for the trade or for the general public are classified in Industry 7384.

Beauty shops (SIC 723).

Establishments primarily engaged in providing beauty services or both beauty and barber services. Beauty and cosmetology schools are also included. Beauty shop concessions (owned and operated by concessionaires) in hotels, department stores, etc., are classified in this industry and treated as separate establishments. However, beauty shops owned by and operated as part of other businesses (e.g., hotels, department stores) are considered part of the main establishment.

Barber shops (SIC 724).

Establishments primarily engaged in providing barber and men's hair styling services. Barber colleges are also included. Barber shop concessions (owned and operated by concessionaires) in hotels, department stores, etc., are classified in this industry and treated as separate establishments. However, barber shops owned by and operated as part of other businesses (e.g., hotels, department stores) are considered part of the main establishment.

Shoe repair shops and shoeshine parlors (SIC 725).

Establishments primarily engaged in repairing footwear or shining shoes. Also included are establishments engaged in cleaning and blocking hats. Shoe repair and shoeshine departments (owned and operated by concessionaires) in

hotels, department stores, etc., are classified in this industry and treated as separate establishments. However, shoe repair shops and shoeshine parlors owned and operated as part of other businesses (e.g., hotels, department stores) are considered part of the main establishment.

Funeral service and crematories (SIC 726). Establishments primarily engaged in preparing the dead for burial, conducting funerals, and cremating the dead. Receipts include sales of funeral merchandise, such as caskets and burial clothing, and other services provided directly by the establishments. Also included in the receipts are reimbursements for cash advances made to other establishments for funeral-related merchandise sales and services, such as flowers. Cemeteries, and crematories operated in conjunction with cemeteries, are classified in Real Estate, Industry 6553; crematories and burial services for pets are classified in Agriculture, Industry 0752.

Tax return preparation services (SIC 7291). Establishments primarily engaged in providing tax return preparation services without also providing accounting, auditing, or bookkeeping services. Establishments providing tax return preparation services which also provide accounting, auditing, or bookkeeping services are classified in Industry 8721. Tax return preparation services (owned and operated by concessionaires) in department stores, etc., are classified in this industry and treated as separate establishments. However, tax return preparation services owned and operated as part of other businesses are considered part of the main establishment.

Miscellaneous personal services, n.e.c. (SIC 7299). Establishments primarily engaged in providing personal services, not elsewhere classified, such as saunas; steam and Turkish baths; costume and formal wear rental; operation of coin-operated personal service machines, such as weighing machines, public lockers (except cold storage), pay toilets, etc.; checkroom concessions; dating service; diet or weight reducing workshops; and tanning salons. Establishments operating coin-operated amusement machines, such as pinball machines and juke boxes, are classified in Industry 7993. The operation of physical fitness facilities, including health fitness spas and reducing salons, is classified in Major Group 70 if lodging is also provided and in Industry 7991 if lodging is not provided.

For large geographic areas, data are presented for the following subdivisions of this classification:

1. Massage parlors, tanning salons, and saunas.
2. Diet and weight reducing services.
3. Formal wear rental.
4. Other personal services, n.e.c.

Business Services (SIC Major Group 73)

This group includes establishments primarily engaged in providing services, not elsewhere classified, to business establishments on a contract or fee basis.

Advertising agencies (SIC 7311). Establishments primarily engaged in preparing advertising (writing copy, artwork, graphics, and other creative work) and placing such advertising in periodicals, newspapers, radio, television, or other advertising media for clients on a contract or fee basis. Establishments which place advertising with media but perform no creative services (media buying services) are classified in Industry 7319. Establishments which write advertising copy but do not place the advertising with media are classified in Industry 8999. Establishments which provide commercial art, graphics, or other creative advertising services but do not place the advertising with media are classified in Industry Group 733. Establishments which solicit advertising for nonaffiliated radio, television, newspapers, or magazines are classified in Industry 7313.

Outdoor advertising services (SIC 7312). Establishments primarily engaged in the preparation of poster displays and painted and electric displays on billboards, panels, bulletins, and frames, principally outdoors. Such establishments may (as incidental services) construct, repair, and maintain display boards and may post advertisements. Sign painting shops are classified in Industry 7389. Shops which make neon signs to order are classified in Manufacturing. Establishments primarily engaged in erecting signs are classified in Construction.

Radio, television, and publishers' advertising representatives (SIC 7313). Establishments primarily engaged in soliciting advertising on a contract or fee basis for (nonaffiliated) newspapers, magazines, and other publications, or for radio and television stations. Advertising sales offices operated by the media are classified as auxiliaries.

For large geographic areas, data are presented for the following subdivisions of this classification:

1. Radio and television advertising representatives.
2. Publishers' advertising representatives.

Advertising, n.e.c. (SIC 7319). Establishments primarily engaged in furnishing advertising services, not elsewhere classified, such as handbill distribution, distribution of samples, and transit advertising. Establishments which provide commercial art, graphics, or other creative advertising services but do not place the advertising with the media, are classified in Industry Group 733. Establishments primarily engaged in direct mail advertising, compiling and selling mailing lists, and related services are classified in Industry 7331.

Adjustment and collection services (SIC 7322). Establishments primarily engaged in the collection or adjustment of claims other than insurance. Establishments providing insurance adjustment services are classified in Insurance, Major Group 64. Establishments providing debt counseling or adjustment services for individuals are classified in Industry 7299. Centralized charge services are classified in Finance, Major Group 61.

Credit reporting services (SIC 7323). Establishments primarily engaged in providing mercantile and consumer credit reporting services. Establishments primarily engaged in conducting personal investigations (background) and preparing reports for insurance companies and other business firms are classified in Industry 7389.

Direct mail advertising services (SIC 7331). Establishments primarily engaged in furnishing direct mail advertising services, such as creating, producing, and mailing direct mail advertising. This industry also includes establishments primarily engaged in compiling and selling mailing lists. Establishments primarily engaged in reproducing direct mail copy to order but also providing other direct mail advertising services are classified in Manufacturing if they print the copy, and in Industry 7334 if they duplicate the copy by photocopying or similar reproduction methods.

For large geographic areas, data are presented for the following subdivisions of this classification:

1. Mailing list compilers, brokers, and managers.
2. Direct mail advertising services, except mailing list services.

Photocopying and duplicating services (SIC 7334). Establishments primarily engaged in reproducing text, drawings, plans, maps, or other copy by blueprinting, photocopying, mimeographing, or other methods of duplication other than printing or microfilming. Printing, including "quick printing," is classified in Manufacturing, and microfilming is classified in Industry 7389.

For large geographic areas, data are presented for the following subdivisions of this classification:

1. Blueprinting and photocopying services.
2. Duplicating services, except printing and photocopying.

Commercial photography (SIC 7335). Establishments engaged in providing commercial photography services for advertising agencies, publishers, and other business and industrial users. Establishments engaged in still and video portrait photography are classified in Industry 7221, and those primarily engaged in mapmaking are classified in Industry 7389. Establishments primarily engaged in medical photography are classified in Industry 8099. Establishments primarily engaged in producing commercial video tape or films are classified in Industry 7812.

Commercial art and graphic design (SIC 7336). Establishments primarily engaged in providing commercial art or graphic design services for advertising agencies, publishers, and other business and industrial users. Producers of still and slide films are classified here. Establishments primarily engaged in art, except commercial and medical art, are classified in Industry 8999; those engaged in medical art are classified in Industry 8099; and those providing drafting services are classified in Industry 7389.

For large geographic areas, data are presented for the following subdivisions of this classification:

1. Commercial art.
2. Graphic arts and related design.

Secretarial and court reporting services (SIC 7338). Establishments primarily engaged in furnishing secretarial, typing, word processing, resume writing, and court reporting services.

Disinfecting and pest control services (SIC 7342). Establishments primarily engaged in providing disinfection and termite, insect, rodent, and other pest control generally in dwellings or other buildings. Establishments primarily engaged in pest control for lawns or agricultural production are classified in Agriculture.

Building cleaning and maintenance services, n.e.c. (SIC 7349). Establishments primarily engaged in furnishing building cleaning and maintenance services, not elsewhere classified, such as window cleaning, janitorial services, floor waxing, and office cleaning. General contractors and special trade contractors primarily engaged in building repair work, cleaning building exteriors by sand or steam blasting, or cleaning up after construction are classified in Construction.

Medical equipment rental and leasing (SIC 7352). Establishments primarily engaged in renting or leasing (except finance leasing) medical equipment. These establishments may also sell medical supplies, but establishments primarily engaged in selling medical supplies are classified in Wholesale or Retail Trade. Establishments primarily engaged in finance leasing are classified in Finance, Industry 6159.

Heavy construction equipment rental and leasing (SIC 7353). Establishments primarily engaged in renting or leasing (except finance leasing) heavy construction equipment, with or without operators. Establishments primarily engaged in finance leasing are classified in Finance, Industry 6159.

For large geographic areas, data are presented for the following subdivisions of this classification:

1. Rental and leasing of heavy construction equipment without operators.
2. Rental and leasing of heavy construction equipment with operators.

Equipment rental and leasing, n.e.c. (SIC 7359). Establishments primarily engaged in renting or leasing (except finance leasing) equipment, not elsewhere classified, such as tools, furniture, industrial equipment (except heavy construction), televisions, appliances, party supplies, etc. Establishments primarily engaged in finance leasing are classified in Finance, Industry 6159.

Establishments renting or leasing automobiles and trucks without drivers are classified in Industry Group 751; those renting with drivers, in Transportation. Establishments renting (or leasing) medical equipment are classified in Industry 7352; video tapes and cassettes, in Industry 7841; amusement and recreation items, such as bicycles, beach chairs, etc., in Industry 7999; personal items, such as formal wear, lockers (other than refrigerated), and pillows, in Industry 7299; commercial boats, in Water Transportation, Major Group 44. Direct leasing of machinery or equipment by the manufacturer is classified in Manufacturing or Wholesale Trade. Establishments primarily leasing computer time, including time-sharing services, are classified in Industry 7374; and those renting or leasing computers or data processing equipment, in Industry 7377.

For large geographic areas, data are presented for the following subdivisions of this classification:

1. Equipment rental, except rent-to-own.
2. Equipment leasing, except finance leasing.
3. Rent-to-own.

Employment agencies (SIC 7361). Establishments primarily engaged in providing placement and employment services for employers or those seeking employment. Modeling agencies and nurses' registries are included. Theatrical employment agencies are classified in Industry 7922; motion picture casting bureaus, in Industry 7819; and establishments engaged in furnishing help to other businesses, in Industry 7363.

Help supply services (SIC 7363). Establishments primarily engaged in supplying temporary or continuing help (except agricultural) to other businesses on a contract or fee basis. The help supplied is on the payroll of the supplying establishment but is under the direct or general supervision of the business to whom the help is furnished. Establishments primarily engaged in providing placement and employment services are classified in Industry 7361. Establishments which provide both management and staff to operate a business are classified according to the type of activity of the business. Establishments primarily engaged in furnishing personnel to perform a range of services in support of the operation of other establishments are classified in Industry 8744. Farm labor supply is classified in Agriculture, Industry 0761.

For large geographic areas, data are presented for the following subdivisions of this classification:

1. Temporary help supply.
2. Employee leasing.
3. Other help supply services.

Computer programming services (SIC 7371). Establishments primarily engaged in providing custom computer programming services on a contract or fee basis. These

establishments often perform a variety of additional services, such as computer software design and analysis, modification of existing software, and training in the use of custom software. Establishments primarily engaged in the development and marketing of prepackaged software are classified in Industry 7372. Computer processing services are classified in Industry 7374.

Prepackaged software (SIC 7372). Establishments primarily engaged in designing and developing prepackaged software, including operating, utility, and applications programs. These establishments may also prepare software documentation for the user, install software for the user, and train the user in the use of the software. Establishments primarily engaged in buying and selling prepackaged software are classified in Wholesale or Retail Trade. Custom computer software services, including computer code authors, are classified in Industry 7371.

Computer integrated systems (SIC 7373). Establishments primarily engaged in developing or modifying computer software and packaging or bundling the software with hardware (computers and peripheral equipment) to create an integrated system for specific application. These establishments are involved in all phases of systems development, from design through installation. Establishments primarily engaged in buying and selling computer software and/or hardware are classified in Wholesale or Retail Trade, and establishments primarily engaged in manufacturing computers and/or peripheral equipment are classified in Manufacturing.

Computer processing and data preparation and processing services (SIC 7374). Establishments primarily engaged in providing computer processing and data preparation services. Service may consist of complete processing and preparation of reports from data supplied by the customer, or it may be specialized, such as data entry or making data processing equipment available on an hourly or time-sharing basis.

Information retrieval services (SIC 7375). Establishments primarily engaged in providing on-line information retrieval services on a contract or fee basis. The information generally involves a range of subjects and is taken from other primary sources. Establishments which collect and originate the data are classified in the industry associated with that activity.

Computer facilities management services (SIC 7376). Establishments primarily engaged in providing on-site management and operation of computer and data processing facilities on a contract or fee basis. Establishments primarily engaged in providing computer and data processing at their own facilities are classified in Industry 7374.

Computer rental and leasing (SIC 7377). Establishments primarily engaged in renting or leasing (except finance) computers and related data processing equipment on the

customers' site, whether or not also providing maintenance or support services. Establishments primarily engaged in both manufacturing and leasing computers and related data processing equipment are classified in Division D, Manufacturing, and separate establishments owned by the manufacturer and primarily engaged in leasing are classified in Wholesale Trade. Establishments primarily engaged in finance leasing of computers and related data processing equipment are classified in Finance, Industry 6159, and those primarily engaged in leasing computer time are classified in Industry 7374.

Computer maintenance and repair (SIC 7378). Establishments primarily engaged in the maintenance and repair of computers and computer peripheral equipment.

Computer related services, n.e.c. (SIC 7379). Establishments primarily engaged in providing computer related services, not elsewhere classified, such as computer consulting, disk and diskette conversion, and tape recertification.

For large geographic areas, data are presented for the following subdivisions of this classification:

1. Computer consultants.
2. Miscellaneous computer services, n.e.c.

Detective, guard, and armored car services (SIC 7381). Establishments primarily engaged in providing detective, guard, and armored car services. Fingerprint service, polygraph service, and rental of dogs for protective service are included in this classification.

For large geographic areas, data are presented for the following subdivisions of this classification:

1. Detective agencies and guard services.
2. Armored car services.

Security systems services (SIC 7382). Establishments primarily engaged in monitoring and maintaining security systems devices, such as burglar and fire alarms. These establishments may also sell, lease, and/or install the security systems which they monitor and maintain. Establishments primarily engaged in the sales and installation, or installation only, of such devices are classified in Construction, Industry 1731.

News syndicates (SIC 7383). Establishments primarily engaged in providing news, pictures, features, and news reporting services to newspapers and periodicals. Separate establishments of newspaper and periodical publishers which are engaged in gathering news are classified as auxiliaries.

Photofinishing laboratories (SIC 7384). Establishments primarily engaged in developing film and photographic prints and enlargements. Data for retail outlets (kiosks),

which are owned and operated by photofinishing laboratories for the pickup and delivery of film, are merged with data for the laboratory which owns them and are not treated as separate establishments. Establishments primarily engaged in processing motion picture and video film for the motion picture and television industries are classified in Industry 7819.

For large geographic areas, data are presented for the following subdivisions of this classification:

1. Photofinishing laboratories, except "one-hour" (mini) labs.
2. "One-hour" (mini) photofinishing.

Business services, n.e.c. (SIC 7389). Establishments primarily engaged in furnishing business services, not elsewhere classified, such as auctioneers' establishments (service only), business brokers, drafting service, independent lecture bureaus, inspection service, printing brokers, notaries public, and shop window decoration or trimming, on a commission or fee basis.

For large geographic areas, data are presented for the following subdivisions of this classification:

1. Sign painting shops. Establishments primarily engaged in making signs to individual order or in doing office door and window lettering. Establishments primarily engaged in making signs other than on a custom basis and neon sign manufacturers are classified in Manufacturing.
2. Interior designing. Establishments primarily engaged in advising clients on the selection of furniture, draperies, rugs, and other interior decorations on a commission or fee basis. Establishments providing interior designing service but primarily engaged in the sale of merchandise, are not included. Painting and papering contractors who frequently call themselves "interior decorators" are classified in Construction.
3. Telephone answering services. Establishments primarily engaged in transmitting telephone messages to their clients. Paging services are classified in Communications.
4. Water softening and conditioning services. Establishments primarily engaged in softening water by chemical treatment or other methods.
5. Packaging and labeling services. Establishments primarily engaged in packaging and labeling products, on a contract or fee basis, in packages or other containers normally intended for retail distribution. Companies primarily engaged in packing, crating, and otherwise preparing goods for shipping are classified in Transportation.
6. Trading stamp services. Establishments primarily engaged in selling trading stamps or merchandise coupons to merchants. The redemption stores of trading stamp companies are classified as auxiliary to this industry.

7. Convention and trade show services. Establishments primarily engaged in providing a variety of services to conventions and trade shows on a contract or fee basis, including decoration services, registration services, promotion, and other administrative functions.
8. Private mail centers. Establishments primarily engaged in providing mailbox rental and other postal and mailing (except advertising) services. In addition, establishments may provide typing, photocopying, and FAX services, and may sell office supplies.
9. Miscellaneous business services, n.e.c. Establishments primarily engaged in furnishing business services, not elsewhere classified.

Automotive Repair, Services, and Parking (SIC Major Group 75)

This group includes establishments primarily engaged in furnishing automotive repair, rental, leasing, parking, and other services. Similar facilities owned and operated by concerns for their own use and not available to the general public are treated as auxiliary establishments of those concerns and are not included here. Automotive repair shops operated by establishments engaged in the sale of new automobiles are classified in Retail Trade, as are those operated by gasoline service stations (where sales of merchandise (including fuel) exceed repair receipts). Automobile driving instruction is classified in Industry 8299.

Truck rental and leasing, without drivers (SIC 7513).

Establishments primarily engaged in short-term rental or extended-term leasing (with or without maintenance) of trucks, truck tractors, or semitrailers without drivers. Establishments primarily engaged in renting or leasing, except finance leasing, of industrial trucks are classified in Industry 7359; those renting or leasing trucks with drivers are classified in Transportation, Industry Group 421; and those renting or leasing heavy construction and earth moving equipment are classified in Industry 7353. Establishments primarily engaged in finance leasing are classified in Finance, Major Group 61.

For large geographic areas, data are presented for the following subdivisions of this classification:

1. Truck rental, without drivers.
2. Truck leasing, except finance leasing.

Passenger car rental (SIC 7514). Establishments primarily engaged in short-term rental of passenger cars without drivers. Data for separate automotive rental offices or concessions (e.g., airport locations) in the same metropolitan area, for which a common fleet of cars is maintained, are merged and not considered as separate establishments. Establishments primarily engaged in renting automobiles with drivers are classified in Transportation, Industry 4119.

Passenger car leasing (SIC 7515). Establishments primarily engaged in extended-term leasing of passenger cars without drivers. These establishments may or may not provide maintenance of vehicles as part of the lease contract. Establishments primarily engaged in renting automobiles with drivers are classified in Transportation, Industry 4119. Establishments primarily engaged in finance leasing are classified in Finance, Major Group 61.

Utility trailer and recreational vehicle rental (SIC 7519).

Establishments primarily engaged in daily or extended-term rental of utility trailers and recreational vehicles. Establishments primarily engaged in renting motorcycles, bicycles, golf carts, gocarts, or recreational boats are classified in Industry 7999, and those engaged in renting airplanes are classified in Industry 7359. Establishments primarily engaged in the rental of mobile homes on site are classified in Real Estate, Industry 6515.

Automobile parking (SIC 7521).

Establishments primarily engaged in the temporary parking of automobiles usually on an hourly, daily, or monthly contract or fee basis. Excluded are municipal parking lots and lots operated by establishments or institutions primarily engaged in other activities (e.g., department stores, hospitals, restaurants). Valet parking is classified in Industry 7299. Establishments primarily engaged in extended or dead storage of automobiles are classified in Transportation, Industry 4226.

For large geographic areas, data are presented for the following subdivisions of this classification:

1. Parking lots.
2. Parking structures.

Top, body, and upholstery repair shops and paint shops (SIC 7532).

Establishments primarily engaged in the repair of automotive tops, bodies, and interiors, or automotive painting and refinishing. Also included in the industry are establishments primarily engaged in customizing automobiles, trucks, and vans, except on a factory basis. Those engaged in customizing automobiles, trucks, and vans on a factory basis are classified in Manufacturing, Industry Group 371.

For large geographic areas, data are presented for the following subdivisions of this classification:

1. Top and body repair shops.
2. Paint shops.

Automotive exhaust system repair shops (SIC 7533).

Establishments primarily engaged in the installation, repair, or sale and installation of automotive exhaust systems. The sale of mufflers, tailpipes, and catalytic converters is considered to be incidental to the installation of these products.

Tire retreading and repair shops (SIC 7534).

Establishments primarily engaged in repairing and retreading automotive tires. Establishments classified here may either retread customers' tires or retread tires for sale or exchange to the user or the trade.

Automotive glass replacement shops (SIC 7536). Establishments primarily engaged in the installation, repair, or sale and installation of automotive glass. The sale of the glass is considered incidental to the replacement.

Automotive transmission repair shops (SIC 7537). Establishments primarily engaged in the installation, repair, or sale and installation of automotive transmissions. The sale of transmissions and related parts is considered incidental to transmission installation or repair.

General automotive repair shops (SIC 7538). Establishments primarily engaged in general automotive repair, such as engine repair shops (except industrial truck engines), general repair and service garages, and diesel engine repair shops. Establishments primarily engaged in specialized repair of individual engine components, not elsewhere classified, are classified in Industry 7539. Establishments primarily engaged in repair of motorcycles are classified in Industry 7699.

For large geographic areas, data are presented for the following subdivisions of this classification:

1. General automotive repair shops, except diesel.
2. Diesel repair shops.

Automotive repair shops, n.e.c. (SIC 7539). Establishments primarily engaged in specialized automotive repair, not elsewhere classified, such as fuel service (carburetor repair), brake relining, front-end and wheel alignment, and radiator repair. Establishments primarily engaged in automotive welding are classified in Industry 7692.

For large geographic areas, data are presented for the following subdivisions of this classification:

1. Radiator repair.
2. Brake, front end, and wheel alignment.
3. Carburetor repair shops.
4. Automotive electrical repair shops.
5. Other automotive repair shops, n.e.c. Establishments primarily engaged in specialized automotive repairs, not elsewhere classified, such as frame repair, piston ring service and repair, speedometer repair, and heater and air-conditioning repair.

Carwashes (SIC 7542). Establishments primarily engaged in washing, waxing, and polishing motor vehicles or furnishing facilities for the self-service washing of motor vehicles.

Automotive services, except repair and carwashes (SIC 7549). Establishments primarily engaged in furnishing automotive services, except repair and carwashes, such as lubricating service, towing service, diagnostic service, undercoating service, and inspection service.

For large geographic areas, data are presented for the following subdivisions of this classification:

1. Lubrication shops.
2. Towing services.
3. Other automotive services, n.e.c.

Miscellaneous Repair Services (SIC Major Group 76)

This group includes establishments primarily engaged in miscellaneous repair services, not elsewhere classified. Repair departments of retail dealers or manufacturers are not included unless operated as separate establishments and reported as such. This group does not include some repair services of which the more important are: repair to structures (classified in Construction); garment and shoe repair (classified in Major Group 72); automotive repair services (classified in Major Group 75); electronic computer and computer peripheral equipment repair services (classified in Industry 7378); ship and boat repair (classified in Manufacturing); and railroad repair (classified in Manufacturing).

Radio and television repair shops (SIC 7622). Establishments primarily engaged in repairing radios, televisions, phonographs, stereo equipment, and tape recorders. Also included are establishments engaged in installing and repairing television, amateur, and citizens' band antennas, and those engaged in installing and servicing similar equipment in homes, offices, boats, automobiles, or other vehicles. Establishments primarily engaged in installation, repair, or maintenance of radio and television broadcast transmitting antennas and towers are classified in Construction. Repair departments of radio and television dealers are not included here unless operated and reported as separate establishments.

Refrigeration and air-conditioning service and repair shops (SIC 7623). Establishments primarily engaged in servicing and repairing household and commercial electrical refrigerators and air-conditioning and refrigeration equipment. Establishments primarily engaged in servicing and repairing gas refrigeration equipment are classified in Industry 7699, and those repairing automotive air-conditioning equipment are classified in Industry 7539. Establishments primarily engaged in installing refrigeration and air-conditioning systems are classified in Construction.

Electrical and electronic repair shops, n.e.c. (SIC 7629). Establishments primarily engaged in servicing and repairing electrical and electronic equipment, not elsewhere classified, such as electrical household appliances (washing machines, vacuum cleaners, irons, toasters, etc.) and electrical and electronic industrial equipment. Electrical contractors and electrical shops engaged primarily in house wiring are included in Construction, Industry 1731. The repair of electric motors is classified in Industry 7694. Repair of electronic computers and computer peripheral equipment is classified in Industry 7378.

Watch, clock, and jewelry repair (SIC 763). Establishments primarily engaged in the repair of watches, clocks, or jewelry. Establishments primarily engaged in assembling watches from purchased parts are classified in Manufacturing, Industry 3873.

Reupholstery and furniture repair (SIC 764). Establishments primarily engaged in furniture reupholstery and repair. Establishments primarily engaged in selling upholstery materials, making slipcovers and draperies to order, or in upholstering new frames to individual order are classified in Retail Trade, as are establishments making furniture and cabinets on a custom basis.

Welding repair (SIC 7692). Establishments primarily engaged in repair work by welding, including automotive welding. Welding in connection with the manufacture of a product is classified in Manufacturing. Welding contractors doing welding work at construction sites are classified in Construction, Industry 1799.

Armature rewinding shops (SIC 7694). Establishments primarily engaged in rewinding armatures and rebuilding or repairing electric motors. Establishments classified here may either repair customers' equipment or repair their own equipment for sale or exchange to users or to the trade. Establishments primarily engaged in the repair of electrical appliances are classified in Industry 7629.

Repair shops and related services, n.e.c. (SIC 7699). Establishments primarily engaged in specialized repair services, not elsewhere classified, such as farm machinery and equipment repair; lawnmower, saw, knife, and tool sharpening and repair; bicycle repair; lock and gun repair; musical instrument repair; and the repair of typewriters. Repair services which involve primarily electrical or electronic equipment or components are classified in Industry 7629; however, primarily mechanical repair of electrically powered equipment, such as electric sewing machine repair, is included here.

For large geographic areas, data are presented for the following subdivisions of this classification:

1. Farm machinery and equipment repair.
2. Lawnmower and other small gasoline engine repair. Establishments primarily engaged in saw, knife, and tool sharpening are also included here.
3. Sewer and septic tank cleaning services. Establishments primarily engaged in cleaning or repairing sewers and septic tanks. Establishments which install septic tanks are classified in Construction.
4. Other repair and related services, n.e.c. Establishments primarily engaged in specialized repair services, not elsewhere classified, such as aircraft flight instrument repair (except electrical), blacksmith shops, bicycle repair, boiler repair, photographic equipment repair,

dental instrument repair, furnace and chimney cleaning, gunsmith shops, key duplicating shops, motorcycle repair, musical instrument tuning and repair, taxidermists, typewriter repair, umbrella repair, and venetian blind repair.

Motion Pictures (SIC Major Group 78)

This group includes establishments producing and distributing motion pictures, exhibiting motion pictures in commercially operated theaters, and furnishing services to the motion picture industry. The term "motion pictures" includes similar productions for television or other media using film, tape, or other means.

Motion picture and video tape production (SIC 7812). Establishments primarily engaged in the production of theatrical and nontheatrical motion pictures and video tapes for exhibition or sale. Establishments engaged in both production and distribution of motion pictures are included here, as well as those engaged in the production of educational, industrial, and religious films. Establishments primarily engaged in motion picture and video tape reproduction are classified in Industry 7819.

For large geographic areas, data are presented for the following subdivisions of this classification:

1. Motion picture production, except for television.
2. Motion picture and tape production for television.

Services allied to motion picture production (SIC 7819). Establishments primarily engaged in performing auxiliary services to motion picture production, such as motion picture film processing, editing, and titling. Also included are casting bureaus, wardrobe and studio property rental, rental and repair of cameras and other motion picture equipment, stock footage film libraries, and television tape services (editing, transfers, etc.).

Motion picture and video tape distribution (SIC 7822). Establishments primarily engaged in the distribution (rental or sale) of theatrical and nontheatrical motion picture films or in the distribution of video tapes and disks, except to the general public. Establishments engaged in both distribution and production are classified in Industry 7812. Establishments primarily engaged in renting video tapes and disks to the general public are classified in Industry 7841, and those engaged in the sale of video tape and disks to individuals for personal or household use are classified in Retail Trade, Industry 5735.

For large geographic areas, data are presented for the following subdivisions of this classification:

1. Motion picture film exchanges.
2. Film and tape distribution for television.
3. Video tape wholesalers.

Services allied to motion picture distribution (SIC 7829). Establishments primarily engaged in performing auxiliary services to motion picture distribution, such as film delivery service, film purchasing and booking agencies, and film libraries.

Motion picture theaters, except drive-in (SIC 7832). Commercially operated theaters primarily engaged in the indoor exhibition of motion pictures.

Drive-in motion picture theaters (SIC 7833). Commercially operated theaters, commonly known as drive-in theaters, primarily engaged in the outdoor exhibition of motion pictures.

Video tape rental (SIC 7841). Establishments primarily engaged in renting recorded video tapes and disks to the general public for personal or household use. Establishments primarily engaged in renting video recorders and players are classified in Industry 7359. Establishments primarily engaged in selling recorded video tapes and disks to the general public are classified in Retail Trade, Industry 5735, and those engaged in the wholesale distribution of recorded video tapes and disks are classified in Industry 7822.

Amusement and Recreation Services, Except Motion Pictures (SIC Major Group 79)

This group includes establishments primarily engaged in providing amusement, recreation, or entertainment services, not elsewhere classified. Gambling businesses, where legal, are also included in this Major Group; however, combined gambling and lodging facilities with 25 guestrooms or more are classified in Industry 7011. Establishments primarily engaged in operating museums, art galleries, arboreta, and botanical and zoological gardens are classified in Major Group 84.

Dance studios, schools, and halls (SIC 791). Establishments primarily engaged in operating public dance halls or ballrooms, dance studios, and dance schools. Establishments primarily engaged in renting facilities used as dance halls or ballrooms are classified in Real Estate, Industry 6512.

Theatrical producers (except motion picture) and miscellaneous theatrical services (SIC 7922). Establishments primarily engaged in providing live theatrical presentations, such as road companies and summer theaters. This industry also includes services allied with theatrical presentations, such as casting agencies; booking agencies for plays, artists, and concerts; scenery, lighting, and other equipment services; and theatrical ticket agencies. Also included in this industry are producers of live and taped radio programs and commercials and producers of live television programs.

For large geographic areas, data are presented for the following subdivisions of this classification:

1. Producers of live theatrical productions. Stock or repertory companies, whether or not operating their own theaters, are included here. Establishments primarily engaged in producing shows for dinner theaters but not operating the food service are also included here. Dinner theaters operating food service are classified in Retail Trade, Industry 5812.
2. Producers of radio and television shows, except tape producers. Establishments primarily engaged in producing shows for live presentation on radio and television. Producers of motion picture and television tape are classified in Industry 7812 and producers of radio tape in the subgroup Other theatrical services.
3. Artists' and entertainers' managers or agents, concert bureaus, and booking agents.
4. Other theatrical services. Establishments engaged in theatrical services, not elsewhere classified, such as ticket agencies; theatrical, television, and radio employment agencies; theatrical equipment rental and design; and lighting. Radio show tape producers are included here.

Bands, orchestras, actors, and other entertainers and entertainment groups (SIC 7929). Establishments primarily engaged in providing entertainment other than live theatrical presentations. These establishments include bands, orchestras, and entertainers.

For large geographic areas, data are presented for the following subdivisions of this classification:

1. Dance groups and artists.
2. Symphony orchestras, opera companies, and chamber music organizations.
3. Other music groups and artists. Dance and stage bands, orchestras (except symphony or chamber), combos, quintets, soloists, and similar musical organizations, groups, and artists.
4. Other entertainers and entertainment groups. Entertainers other than dance bands, symphony orchestras, dance groups, or similar musical and dance organizations.

Bowling centers (SIC 7933). Establishments primarily engaged in providing facilities for bowling.

Professional sports clubs and promoters (SIC 7941). Operators and promoters of professional and semiprofessional athletic clubs, promoters of athletic events, and managers of individual professional athletes. Receipts from radio or television broadcasts, from sales of players, from concession operators, and from noncustomer sources are not included in the total receipts for the activities

classified here. Establishments primarily engaged in renting stadiums and athletic fields to sports promoters and clubs are classified in Real Estate, Industry Group 651.

For large geographic areas, data are presented for the following subdivisions of this classification:

1. Baseball clubs.
2. Football clubs.
3. Other professional sports clubs.
4. Managers and promoters.

Racing, including track operation (SIC 7948). Promoters and participants in racing activities, including racetrack operators, operators of racing stables, jockeys, racehorse trainers, and race car owners and operators. Establishments which own racetracks but do not engage in promotion of racing events, are classified in Real Estate, Industry Group 651. Stables and kennels primarily engaged in breeding or boarding horses and dogs are classified in Agriculture, Industry 0752.

For large geographic areas, data are presented for the following subdivisions of this classification:

1. Auto racetrack operation.
2. Horse racetrack operation.
3. Dog racetrack operation.
4. Racing stables and racing, n.e.c.

Physical fitness facilities (SIC 7991). Establishments primarily engaged in operating reducing and other health clubs, spas, and similar facilities featuring exercise and other active physical fitness conditioning, whether or not on a membership basis. Establishments providing aerobic dance and exercise classes are also included here. Sports and recreation clubs are classified in Industry 7997 if operated on a membership basis, and in Industry 7992 or 7999 if open to the general public. Health resorts and spas providing lodging are classified in Major Group 70. Establishments that promote physical fitness through diet control are classified in Industry 7299.

For large geographic areas, data are presented for the following subdivisions of this classification:

1. Physical fitness centers, except gymnasiums and athletic clubs.
2. Gymnasiums and athletic clubs.

Public golf courses (SIC 7992). Privately operated establishments primarily engaged in the operation of golf courses open to the general public on a fee basis. Municipally owned and operated golf courses are not included. Membership golf and country clubs are classified in Industry 7997. Miniature golf courses and golf driving ranges are classified in Industry 7999.

Coin-operated amusement devices (SIC 7993). Establishments primarily engaged in operating coin-operated amusement devices either in their own or in other places of business. Such amusement devices include juke boxes, pinball machines, mechanical games, video games, slot machines (where legal), and similar types of amusement equipment. The amusement devices may also be operated by bills. Amusement arcades and parlors are also included. Establishments primarily engaged in rental of such devices are classified in Industry 7359.

Amusement parks (SIC 7996). Establishments known as amusement parks, theme parks, kiddie parks, etc., which group together a number of attractions, such as mechanical rides, amusement devices, refreshment stands, and picnic grounds. Individual ride operators or concessionaires operating within the park are classified in Industry 7999, as are carnivals operating without a fixed exhibition site. Owners of the park grounds (who do not operate the amusement parks) are classified in Real Estate, Industry Group 651.

Membership sports and recreation clubs (SIC 7997). Sports and recreation clubs which maintain facilities for use only by members and their guests, such as country, golf, tennis, yacht, and swimming clubs. Such establishments are classified here regardless of the proportion of receipts derived from food or liquor sales. Membership organizations engaged in civic, social, or fraternal activities are classified in Industry 864. Physical fitness facilities are classified in Industry 7991.

Amusement and recreation services, n.e.c. (SIC 7999). Establishments primarily engaged in the operation of sports, amusement, and recreation services, not elsewhere classified, such as bathing beaches, swimming pools, and riding academies and schools. Membership sports and recreation clubs not open to the general public are classified in Industry 7997.

For large geographic areas, data are presented for the following subdivisions of this classification:

1. Concession operators of amusement devices and rides. Concession operators of mechanical rides or of amusement devices in amusement parks, carnivals, circuses, or fairs; or operators of independently operated rides or devices of this type.
2. Carnivals and circuses. Establishments operating a group of amusement, service, and/or retail units, generally known as carnivals, which do not have any fixed exhibition site; or companies engaged in the operation of circuses having acrobatic and animal shows and individual circus acts. Side shows are included here. Individual performers in circuses are classified in Other entertainers and entertainment groups, a subgroup of Industry 7929.
3. Fairs. Establishments primarily engaged in arranging and operating the exhibitions and related activities

usually associated with county, State, or similar fairs. Carnivals and side shows which are part of the fairs but which are independently owned and operated are included in the subgroup Carnivals and circuses. Other independently owned and operated amusement device and ride concessions are included in the subgroup Concession operators of amusement devices and rides.

4. Roller skating rinks.
5. Ice skating rinks.
6. Other amusement and recreation services, n.e.c. Establishments primarily engaged in the commercial operation of sports, amusement, and recreation services, not elsewhere classified. Included are establishments engaged in instruction of sports or recreational activities, such as baseball, bridge, golf, judo, karate, skiing, swimming, and tennis. Also included are establishments renting articles for amusement and recreation, such as beach chairs and accessories, bicycles, golf carts, small boats and canoes, and saddle horses.

Other establishments in this classification include commercially operated bathing beaches, gambling establishments (where legal), golf driving ranges, miniature golf courses, riding academies and stables, shooting galleries, slot-car tracks, ski lifts, day camps, and establishments engaged in the commercial operation of swimming pools open to the general public for a fee. Municipally operated golf courses and swimming pools are excluded from this census. Privately owned tourist attractions, such as natural wonders or manmade exhibits, are included here. Museums, art galleries, and botanical and zoological gardens are included in Major Group 84.

Health Services (SIC Major Group 80)

This group includes establishments primarily engaged in furnishing medical, surgical, and other health services to persons. Associations or groups, such as Health Maintenance Organizations (HMO's), primarily engaged in providing medical or other health services to members are included but those which only provide insurance covering hospitalization or medical costs are classified in Insurance, Major Group 63. Hospices providing medical services are also included in this Major Group and are classified according to the primary service provided. Health care facilities were primarily coded based on self-designation. Where multiple levels of care were indicated but were not apparently separate operations, the facility was generally classified based on the highest level of care provided. Veterinarians are classified in Agriculture, Industry Group 074.

Offices and clinics of doctors of medicine (SIC 801). Establishments of licensed practitioners having the degree of M.D. and engaged in the practice of general or specialized medicine and surgery. General medical clinics (staffed by licensed practitioners having M.D. degree) are also classified here.

Associations of physicians formed solely for sharing expenses (including payroll) are also included here. Receipts are not applicable for these associations since their operations are funded by reimbursements from member firms, and these funds are not considered operating receipts for medical services provided. However, their payroll and employment data are included in statistics presented for this category.

For large geographic areas, data are presented for the following subdivisions of this classification:

1. Offices of doctors of medicine. Includes offices as well as group clinics owned and operated by physicians for the purpose of carrying on their profession.
2. General medical clinics. Includes clinics not owned and operated by physicians associated for the purpose of carrying on their profession.

Offices and clinics of dentists (SIC 802). Establishments of licensed practitioners having the degree of D.D.S. (or D.D. Sc.) or D.M.D. and engaged in the practice of general or specialized dentistry, including dental surgery. Dental clinics are also classified here.

For large geographic areas, data are presented for the following subdivisions of this classification:

1. Offices of dentists. Includes offices as well as group clinics owned and operated by dentists associated for the purpose of carrying on their profession.
2. Dental clinics. Includes clinics not owned and operated by dentists associated for the purpose of carrying on their profession.

Offices and clinics of doctors of osteopathy (SIC 803). Establishments of licensed practitioners having the degree of D.O. and engaged in the practice of general or specialized osteopathic medicine and surgery.

For large geographic areas, data are presented for the following subdivisions of this classification:

1. Offices of osteopathic physicians.
2. Osteopathic clinics.

Offices and clinics of chiropractors (SIC 8041). Establishments of licensed practitioners having the degree of D.C. and engaged in the practice of chiropractic medicine.

Offices and clinics of optometrists (SIC 8042). Establishments of licensed practitioners having the degree of O.D. and engaged in the practice of optometry. Establishments where receipts are primarily from the sale of optical goods prescribed as a result of eye examinations performed at another establishment are classified in Retail Trade, Industry 5999.

Offices and clinics of podiatrists (SIC 8043). Establishments of licensed practitioners having the degree of D.P. and engaged in the practice of podiatry.

Offices and clinics of health practitioners, n.e.c. (SIC 8049). Establishments of health practitioners engaged in practice in health fields, not elsewhere classified, such as acupuncturists, midwives, nutritionists, physical and occupational therapists, and psychologists.

Skilled nursing care facilities (SIC 8051). Establishments primarily engaged in providing inpatient nursing and rehabilitative services to patients who require continuous health care but not hospital services. Care must be ordered by and under the direction of a physician. The staff must include a licensed nurse on duty continuously with a minimum of one full-time registered nurse on duty during each day shift. Included are establishments certified to deliver skilled nursing care under the Medicare and Medicaid programs.

Intermediate care facilities (SIC 8052). Establishments primarily engaged in providing inpatient nursing and rehabilitative services but not on a continuous basis. Staffing must include 24-hour per day personnel with a licensed nurse on duty full-time during each day shift. At least once a week, consultation with a registered nurse on the delivery of care is required. Included are facilities certified to deliver intermediate care under the Medicaid program.

Nursing and personal care facilities, n.e.c. (SIC 8059). Establishments primarily engaged in providing some nursing and/or health-related care to patients who do not require the degree of care and treatment that a skilled or intermediate care facility is designed to provide. Included are rest homes, convalescent homes, and other institutions where health care is a major element. Residential facilities, such as homes for the retarded and the elderly which provide personal care but where health care is incidental, are classified in Industry 8361.

General medical and surgical hospitals (SIC 8062). Establishments primarily engaged in providing general medical and surgical services and other hospital services. Specialty hospitals are classified in Industries 8063 and 8069.

Psychiatric hospitals (SIC 8063). Establishments primarily engaged in providing diagnostic medical services and inpatient treatment for the mentally ill. Establishments known as hospitals and primarily engaged in providing health care for the mentally retarded are classified in Industry 8051.

Specialty hospitals, except psychiatric (SIC 8069). Establishments primarily engaged in providing diagnostic services, treatment, and other hospital services for specialized categories of patients, except for the mentally ill.

Medical laboratories (SIC 8071). Establishments primarily engaged in providing professional analytic or diagnostic services to the medical profession or to the patient as

prescribed by a physician. Laboratories engaged in the manufacture of medical or pharmaceutical products are classified in Manufacturing. Laboratories engaged in commercial medical research are classified in Industry 8731, and those engaged in noncommercial medical research are classified in Industry 8733.

Dental laboratories (SIC 8072). Establishments primarily engaged in making dentures, artificial teeth, and orthodontic appliances to order for the dental profession. The manufacture of teeth other than to order is classified in Manufacturing. Establishments providing dental X-ray laboratory services are classified in Industry 8071.

Home health care services (SIC 8082). Establishments primarily engaged in providing skilled nursing or medical care in the home under supervision of a medical doctor. Establishments of registered or practical nurses engaged in the independent practice of their profession are classified in Industry 8049, and nurses' registries are classified in Industry 7361. Establishments primarily engaged in selling health care products for personal or household consumption are classified in Retail Trade, and those engaged in renting or leasing products for health care are classified in Industry 7352.

Kidney dialysis centers (SIC 8092). Establishments primarily engaged in providing kidney or renal dialysis services.

Specialty outpatient facilities, n.e.c. (SIC 8093). Establishments primarily engaged in outpatient care of a specialized nature, such as alcohol and drug treatment, birth control/family planning, etc., with permanent facilities and with medical staff to provide diagnosis, treatment, or both for patients who are ambulatory but do not require inpatient care.

Health and allied services, n.e.c. (SIC 8099). Establishments primarily engaged in providing health and allied services, n.e.c., such as blood banks, blood donor stations, childbirth preparation classes, medical photography and art, and oxygen tent services. Establishments of registered or practical nurses in independent practice are classified in Industry 8049. Ambulance services are classified in Transportation, Industry 4119.

Legal Services (SIC Major Group 81)

This group includes establishments which are headed by members of the bar and are engaged in offering legal advice or legal services. Nonprofit legal services (including legal aid societies) are classified here. Associations of lawyers formed solely for the sharing of expenses (including payroll) and not for the purpose of jointly practicing their profession are also included. Receipts are not applicable for these associations since their operations are funded by reimbursements from member firms, and these

funds are not considered operating receipts for legal services provided. However, their payroll and employment data are included in statistics presented for this category.

Selected Educational Services (SIC's 823, 824, 829)

This group includes libraries as well as establishments furnishing formal courses through correspondence, commercial, and trade schools. Elementary and secondary schools (Industry 8211); colleges, universities, and professional schools (Industry 8221); and junior colleges and technical institutes (Industry 8222) are out of scope of the census.

Libraries (SIC 823). Establishments primarily engaged in providing library services, including the circulation of books and other materials for reading, study, and reference.

Data processing schools (SIC 8243). Establishments primarily engaged in offering training in data processing (including data keying), computer programming, and in computer and peripheral equipment operation, maintenance, and repair.

Business and secretarial schools (SIC 8244). Establishments primarily engaged in offering courses in business machine operation, office procedures, and secretarial and stenographic skills.

Vocational schools, n.e.c. (SIC 8249). Establishments primarily engaged in offering specialized vocational courses, not elsewhere classified but not academic training. This industry includes apprentice training, aviation schools, commercial art schools, and practical nursing schools. Schools for the instruction of beauticians are classified in Industry 7231, and barber schools are classified in Industry 7241. Establishments primarily engaged in offering educational courses by mail are included here.

Schools and educational services, n.e.c. (SIC 829). Establishments primarily engaged in offering specialized educational courses and services, not elsewhere classified, such as music schools, drama schools, language schools, student exchange programs, and civil service and other short-term examination preparatory schools. Vocational counseling (excluding rehabilitation) is also included here. Educational testing is included in Industry 8748. Establishments primarily engaged in operating dance schools are classified in Industry 7911; those providing rehabilitation counseling are classified in Industry 8331; and those providing sports instruction in Industry 7999.

Social Services (SIC Major Group 83)

This group includes establishments providing social services and rehabilitation services to those persons with social or personal problems requiring special services and to the physically challenged and the disadvantaged. Also

included are organizations soliciting funds to be used directly for these and related services, as well as community development and planning agencies. Government offices involved with the delivery of such services are out of scope of the census.

Individual and family social services (SIC 832). Establishments primarily engaged in providing one or more of a variety of individual and family social, counseling, welfare, or referral services, including refugee, disaster, and temporary relief services.

Job training and vocational rehabilitation services (SIC 833). Establishments primarily engaged in providing training, work experience, and vocational rehabilitation services for the unemployed, the underemployed, the physically challenged, and to persons who have a job market disadvantage because of lack of education or experience, skill obsolescence, or personal characteristics or problems. Included are upgrading and job development services, skill training, world-of-work orientation, and vocational rehabilitation counseling. Union apprentice training schools are classified in Industry 8249.

Child day care services (SIC 835). Establishments primarily engaged in care of infants or children, or in providing prekindergarten education, where medical care or delinquency correction is not a major element. These establishments may or may not have substantial educational programs and may care for older children when they are not in school. Establishments providing babysitting services are classified in Industry 7299. Head start centers operating in conjunction with elementary schools are classified in Industry 8211.

Residential care (SIC 836). Establishments primarily engaged in the provision of residential social and personal care for children, the elderly, and special categories of persons with some limits on ability for self-care but where medical care is not a major element. Included here are group foster homes; halfway group homes; homes for the retarded, the elderly, the deaf, and the blind; juvenile correctional homes; rehabilitation (residential) centers; and children's boarding homes. Boarding schools providing elementary and secondary education are classified in Industry 8211.

Social services, n.e.c. (SIC 839). Establishments primarily engaged in providing social services, not elsewhere classified, including community improvement, social change, and neighborhood development. Also included are organizations primarily engaged in soliciting contributions on their own account and administering appropriations and allocating funds among other agencies engaged in social welfare services; establishments primarily engaged in the prevention of criminal or antisocial behavior; and regional social service planning agencies. Establishments which raise funds on a contract basis are classified in Industry 7389. Civic, social, fraternal, and political organizations are included

in Major Group 86. Industrial development consulting and planning is classified in Industry 8748. Philanthropic trusts and foundations which are not actually engaged in providing social welfare services are classified in Finance, Industry 6732.

Museums, Art Galleries, and Botanical and Zoological Gardens (SIC Major Group 84)

This major group includes commercial and noncommercial museums, art galleries, arboreta, and botanical and zoological gardens.

Museums and art galleries (SIC 8412). Establishments primarily engaged in the commercial or noncommercial operation of museums and art galleries. Historical, cultural, and educational societies whose functions are primarily providing attractions for the public are included here. Art galleries or art dealers primarily selling to the general public are classified in Retail Trade, Industry 5999.

Arboreta and botanical or zoological gardens (SIC 8422). Establishments primarily engaged in the commercial or noncommercial operation of arboreta and botanical and zoological gardens.

Selected Membership Organizations (SIC's 861, 862, 864, 869)

This group includes organizations operating on a membership basis for the promotion of the interests of their members. Also included are organizations which are not operated on a membership basis but which promote the interests of a constituency or group of supporters. This group does not include business establishments operated by membership organizations, such as hotels open to the general public, golf and country clubs, fraternity and sorority houses, and credit unions. Such establishments are classified according to their primary activity.

Establishments of religious organizations operated for worship or for promotion of religious activities, such as churches, convents, and religious schools and missions, are classified in Industry 8661 and are out of scope of the census. Also excluded are Labor unions and similar labor organizations (Industry 8631) and Political organizations (Industry 8651).

Business associations (SIC 861). Membership organizations engaged in promoting business interests of their members, such as better business bureaus, boards of trade, chambers of commerce, industrial standards committees, merchants' associations, real estate boards, and trade associations. Membership organizations formed to carry out a specific business function, such as common marketing of crops or joint advertising, are classified according to the function performed.

Professional membership organizations (SIC 862). Membership organizations of professional persons formed for the advancement of the interests of their profession, such as bar associations, engineering associations, and scientific membership organizations.

Civic, social, and fraternal associations (SIC 864). Membership organizations engaged in civic, social, or fraternal activities, such as alumni associations, citizens' associations, fraternities, scout organizations, singing societies, university clubs, veterans' organizations, youth associations, and consumer education and public advocacy groups (except organizations primarily engaged in research). Bars and restaurants owned and operated by organizations for use by members and guests only are also classified here. Hotels and lodging houses operated by organizations for use by members and their guests only, including fraternity and sorority houses, are classified in Industry 7041. Membership sports and recreation clubs are classified in Industry 7997. Homeowner, tenant, and condominium associations primarily engaged in managing real estate are classified in Real Estate, Industry 6531.

Membership organizations, n.e.c. (SIC 869). Membership organizations, not elsewhere classified, such as athletic regulatory associations, automobile owners' associations, farm bureaus, historical clubs, and humane societies.

Engineering, Accounting, Research, Management, and Related Services (SIC Major Group 87)

This group includes establishments primarily engaged in providing engineering, architectural, and surveying services; accounting, auditing, and bookkeeping services; research, development, and testing services; and management and public relations services.

Engineering services (SIC 8711). Establishments primarily engaged in providing professional engineering services. Establishments primarily providing and supervising their own engineering staff on temporary contract to other firms are included here. Establishments providing engineering but not supervisory, personnel are classified in Industry 7363. Photogrammetric engineering services are classified in Industry 8713.

Architectural services (SIC 8712). Establishments primarily engaged in providing professional architectural services. Landscape architectural services are classified in Agriculture, Industry 0781. Establishments primarily engaged in providing graphic arts and related design services are classified in Industry 7336, and those providing drafting services are classified in Industry 7389.

Surveying services (SIC 8713). Establishments primarily engaged in providing professional land, water, and aerial surveying services.

Accounting, auditing, and bookkeeping services (SIC 8721). Establishments primarily engaged in furnishing accounting, bookkeeping, and related auditing services. These establishments may use data processing and tabulating techniques as part of providing their services. However,

establishments primarily engaged in providing data processing and tabulating services are classified in Industry 7374. Establishments providing income tax return preparation services, without also furnishing accounting, auditing, or bookkeeping services, are classified in Industry 7291.

Commercial physical and biological research (SIC 8731).

Establishments primarily engaged in physical and biological research and development on a contract or fee basis. Noncommercial research establishments (funded by endowments, grants, or contributions) are classified in Industry 8733. Separate establishments of aircraft, guided missile, or spacecraft manufacturers primarily engaged in research and development on these products are classified in Manufacturing, Major Group 37.

For large geographic areas, data are presented for the following subdivisions of this classification:

1. Commercial physical research.
2. Commercial medical and biological research.

Commercial economic, sociological, and educational research (SIC 8732).

Establishments primarily engaged in performing business, marketing, opinion, and other economic, sociological, and educational research on a contract or fee basis. Noncommercial research establishments (funded by endowments, grants, or contributions) are classified in Industry 8733.

Noncommercial research organizations (SIC 8733). Establishments primarily engaged in performing research into and dissemination of information for public health, education, or general welfare. These establishments primarily operate on funds from endowments, contributions, and grants. Establishments which fund such research, although the actual research may be contracted out to other establishments, are also classified here.

Testing laboratories (SIC 8734). Establishments primarily engaged in providing testing services. Establishments performing clinical laboratory testing for the medical profession are classified in Industry 8071.

Management services (SIC 8741). Establishments primarily engaged in furnishing general or specialized management services on a day to day basis and on a contract or fee basis. Establishments classified here do not provide operating staff. Management and operation of a business, where operating staff as well as management is provided, is classified according to the activity of the establishment managed. Construction management services are classified here.

Management consulting services (SIC 8742). Establishments primarily engaged in furnishing operating counsel and assistance to managements of private, nonprofit, and public organizations. These establishments generally perform a variety of activities, such as strategic and organizational planning; financial planning and budgeting; marketing objectives and policies planning; information systems

planning, evaluation, and selection; human resources policies and practices planning; and production scheduling and control planning.

Public relations services (SIC 8743). Establishments primarily engaged in the preparation of materials, written or spoken, which are designed to promote the interests of their clients by attempting to influence the general public or other groups.

Facilities support management services (SIC 8744).

Establishments primarily engaged in furnishing personnel to perform a range of services in support of the operations of other establishments, or those engaged in providing a number of different continuing services, on a contract or fee basis, within other establishments. Establishments which provide management and staff to operate a business are classified according to the type of activity of the business. Establishments primarily providing one specialized service are classified in the specialized industry. Establishments primarily supplying temporary or continuing help (except agricultural) are classified in Industry 7363. Establishments which provide management services only (except agricultural) are classified in Industry 8741. Computer facilities management is classified in Industry 7376.

Business consulting services, n.e.c. (SIC 8748). Establishments primarily engaged in furnishing business consulting services, not elsewhere classified, on a contract or fee basis. Included are agricultural, economic, educational, and systems engineering consultants as well as city planners and testing services (educational or personnel).

Services, Not Elsewhere Classified (SIC Major Group 89)

Establishments primarily providing services, not elsewhere classified, such as artists (excluding commercial and medical artists), authors, scientific consultants (working on their own account), inventors, lecturers, music arrangers, newspaper columnists, radio commentators, song writers, weather forecasters, and writers.

There is evidence that among small employer establishments (for which kind-of-business information is obtained from administrative records), many service establishments are classified incorrectly in this industry because there is insufficient information to determine the correct kind-of-business classification. Therefore, the published data probably overstate the number of establishments and level of activity for this category.

For large geographic areas, data are presented for the following subdivisions of this classification:

1. Scientific and related consulting services, except environmental.
2. Environmental consulting.
3. Authors, composers, and other arts-related services.
4. Other services, n.e.c.

Appendix B. **Sample Report Form and Instructions**

The sample report form and instructions are shown on the following pages.



Appendix C.

Kind-of-Business Titles and Reporting-Form Numbers

[Listed below are service industries kind-of-business titles and their corresponding reporting-form numbers. Requests for copies of any of these forms, including the inquiries used to classify establishments by kind of business, should be directed to the Services Division, Bureau of the Census, Washington, DC 20233]

SIC code	Title	Reporting form CB-	SIC code	Title	Reporting form CB-
70	HOTELS, ROOMING HOUSES, CAMPS, AND OTHER LODGING PLACES		73	BUSINESS SERVICES—Con.	
7011 pt.	Hotels, 25 guestrooms or more	7001	7377	Computer rental and leasing	7307
7011 pt.	Hotels, less than 25 guestrooms	7001	7378	Computer maintenance and repair	7307
7011 pt.	Motels, tourist courts	7001	7379 pt.	Computer consultants	7307
7011 pt.	Motor hotels	7001	7379 pt.	Miscellaneous computer services, n.e.c.	7307
702	Rooming and boarding houses	7002	7381 pt.	Detective agencies and guard services	7308
7032	Sporting and recreational camps	7002	7381 pt.	Armored car services	7308
7033	Recreational vehicle parks and campsites	7002	7382	Security systems services	7308
704	Organization hotels and lodging houses, on membership basis.	7002	7383	News syndicates	7308
			7384 pt.	Photofinishing laboratories, except "one-hour" (mini) labs	7303
			7384 pt.	"One-hour" (mini) photofinishing	7303
72	PERSONAL SERVICES		7389 pt.	Sign painting shops	7308
7211	Power laundries, family and commercial	7201	7389 pt.	Interior designing	7308
7212	Garment pressing, and agents for laundries and drycleaners	7201	7389 pt.	Telephone answering services	7308
7213	Linen supply	7201	7389 pt.	Water softening and conditioning services	7308
7215 pt.	Coin-operated laundries and drycleaning stores	7201	7389 pt.	Packaging and labeling services	7308
7215 pt.	Coin-operated laundry routes	7201	7389 pt.	Trading stamp services	7308
7216	Drycleaning plants, except rug cleaning	7201	7389 pt.	Convention and trade show services	7308
7217	Carpet and upholstery cleaning	7201	7389 pt.	Private mail centers	7308
7218	Industrial launderers	7201	7389 pt.	Miscellaneous business services, n.e.c.	7308
7219	Laundry and garment services, n.e.c.	7201			
722	Photographic studios, portrait	7303	75	AUTOMOTIVE REPAIR, SERVICES, AND PARKING	
723	Beauty shops	7202	7513 pt.	Truck rental, without drivers	7501
724	Barber shops	7202	7513 pt.	Truck leasing, except finance leasing	7501
725	Shoe repair shops and shoeshine parlors	7202	7514	Passenger car rental	7501
726	Funeral service and crematories	7202	7515	Passenger car leasing	7501
7291	Tax return preparation services	7202	7519	Utility trailer and recreational vehicle rental	7501
7299 pt.	Massage parlors, tanning salons, and saunas	7202	7521 pt.	Parking lots	7502
7299 pt.	Diet and weight reducing services	7202	7521 pt.	Parking structures	7502
7299 pt.	Formal wear rental	7202	7532 pt.	Top and body repair shops	7503
7299 pt.	Other personal services, n.e.c.	7202	7532 pt.	Paint shops	7503
73	BUSINESS SERVICES		7533	Automotive exhaust system repair shops	7503
7311	Advertising agencies	7301	7534	Tire retreading and repair shops	7503
7312	Outdoor advertising services	7301	7536	Automotive glass replacement shops	7503
7313 pt.	Radio and television advertising representatives	7301	7537	Automotive transmission repair shops	7503
7313 pt.	Publishers' advertising representatives	7301	7538 pt.	General automotive repair shops, except diesel	7503
7319	Advertising, n.e.c.	7301	7538 pt.	Diesel repair shops	7503
7322	Adjustment and collection services	7302	7539 pt.	Radiator repair	7503
7323	Credit reporting services	7302	7539 pt.	Brake, front end, and wheel alignment	7503
7331 pt.	Mailing list compilers, brokers, and managers	7303	7539 pt.	Carburetor repair shops	7503
7331 pt.	Direct mail advertising services, except mailing list services	7303	7539 pt.	Automotive electrical repair shops	7503
7334 pt.	Blueprinting and photocopying services	7303	7539 pt.	Other automotive repair shops, n.e.c.	7503
7334 pt.	Duplicating services, except printing and photocopying	7303	7542	Carwashes	7503
7335	Commercial photography	7303	7549 pt.	Lubrication shops	7503
7336 pt.	Commercial art	7303	7549 pt.	Towing services	7503
7336 pt.	Graphic arts and related design	7303	7549 pt.	Other automotive services, n.e.c.	7503
7338	Secretarial and court reporting services	7303	76	MISCELLANEOUS REPAIR SERVICES	
7342	Disinfecting and pest control services	7304	7622	Radio and television repair shops	7600
7349	Building cleaning and maintenance services, n.e.c.	7304	7623	Refrigeration and air-conditioning service and repair shops	7600
7352	Medical equipment rental and leasing	7305	7629	Electrical and electronic repair shops, n.e.c.	7600
7353 pt.	Rental and leasing of heavy construction equipment without operators	7305	763	Watch, clock, and jewelry repair	7600
7353 pt.	Rental and leasing of heavy construction equipment with operators	7305	764	Reupholstery and furniture repair	7600
7359 pt.	Equipment rental, except rent-to-own	7305	7692	Welding repair	7600
7359 pt.	Equipment leasing, except finance leasing	7305	7694	Armature rewinding shops	7600
7359 pt.	Rent-to-own	7305	7699 pt.	Farm machinery and equipment repair	7600
7361	Employment agencies	7306	7699 pt.	Lawnmower and other small gasoline engine repair	7600
7363 pt.	Temporary help supply	7306	7699 pt.	Sewer and septic tank cleaning services	7600
7363 pt.	Employee leasing	7306	7699 pt.	Other repair and related services, n.e.c.	7600
7363 pt.	Other help supply services	7306	78	MOTION PICTURES	
7371	Computer programming services	7307	7812 pt.	Motion picture production, except for television	7801
7372	Prepackaged software	7307	7812 pt.	Motion picture and tape production for television	7801
7373	Computer integrated systems	7307	7819	Services allied to motion picture production	7801
7374	Computer processing and data preparation and processing services	7307	7822 pt.	Motion picture film exchanges	7801
7375	Information retrieval services	7307	7822 pt.	Film and tape distribution for television	7801
7376	Computer facilities management services	7307	7822 pt.	Video tape wholesalers	7801
			7829	Services allied to motion picture distribution	7801
			7832	Motion picture theaters, except drive-in	7802
			7833	Drive-in motion picture theaters	7802
			7841	Video tape rental	7803

SIC code	Title	Reporting form CB-	SIC code	Title	Reporting form CB-
79	AMUSEMENT AND RECREATION SERVICES, EXCEPT MOTION PICTURES AND MUSEUMS		81	LEGAL SERVICES	
791	Dance studios, schools, and halls	7903	81 pt.	Offices of lawyers	8100
7922 pt.	Producers of live theatrical productions	7901	81 pt.	Legal aid societies and similar legal services	8100
7922 pt.	Producers of radio and television shows, except tape producers	7901	823, 4, 9	SELECTED EDUCATIONAL SERVICES	
7922 pt.	Artists' and entertainers' managers or agents, concert bureaus, and booking agents	7901		Libraries	8200
7922 pt.	Other theatrical services	7901	823	Data processing schools	8200
7929 pt.	Dance groups and artists	7901	8243	Business and secretarial schools	8200
7929 pt.	Symphony orchestras, opera companies, and chamber music organizations	7901	8244	Vocational schools, n.e.c.	8200
7929 pt.	Other music groups and artists	7901	8249	Schools and educational services, n.e.c.	8200
7929 pt.	Other entertainers and entertainment groups	7901	829		
7933	Bowling centers	7902	83	SOCIAL SERVICES	
7941 pt.	Baseball clubs	7902		Individual and family social services	8300
7941 pt.	Football clubs	7902	832	Job training and vocational rehabilitation services	8300
7941 pt.	Other professional sports clubs	7902	833	Child day care services	8300
7941 pt.	Managers and promoters	7902	835	Residential care	8300
7948 pt.	Auto racetrack operation	7902	836	Social services, n.e.c.	8300
7948 pt.	Horse racetrack operation	7902	839		
7948 pt.	Dog racetrack operation	7902	84	MUSEUMS, ART GALLERIES, AND BOTANICAL AND ZOOLOGICAL GARDENS	
7948 pt.	Racing stables and racing, n.e.c.	7902		Museums and art galleries	8400
7991 pt.	Physical fitness centers, except gymnasiums and athletic clubs	7903	8412	Arboreta and botanical or zoological gardens	8400
7991 pt.	Gymnasiums and athletic clubs	7903	8422		
7992	Public golf courses	7903	86	SELECTED MEMBERSHIP ORGANIZATIONS	
7993	Coin-operated amusement devices	7903		Business associations	8600
7996	Amusement parks	7902	861	Professional membership organizations	8600
7997	Membership sports and recreation clubs	7903	862	Civic, social, and fraternal associations	8600
7999 pt.	Concession operators of amusement devices and rides	7903	864	Membership organizations, n.e.c.	8600
7999 pt.	Carnivals and circuses	7903	869		
7999 pt.	Fairs	7903	87	ENGINEERING, ACCOUNTING, RESEARCH, MANAGEMENT, AND RELATED SERVICES	
7999 pt.	Roller skating rinks	7903		Engineering services	8701
7999 pt.	Ice skating rinks	7903	8711	Architectural services	8701
7999 pt.	Other amusement and recreation services, n.e.c.	7903	8712	Surveying services	8701
			8713	Accounting, auditing, and bookkeeping services	8702
80	HEALTH SERVICES		8721	Commercial physical research	8703
801 pt.	Offices of doctors of medicine	8001	8731 pt.		
801 pt.	General medical clinics	8001		Commercial medical and biological research	8703
802 pt.	Offices of dentists	8002	8732	Commercial economic, sociological, and educational research	8703
802 pt.	Dental clinics	8002	8733	Noncommercial research organizations	8703
803 pt.	Offices of osteopathic physicians	8001	8734	Testing laboratories	8703
803 pt.	Osteopathic clinics	8001	8741	Management services	8704
8041	Offices and clinics of chiropractors	8001		Management consulting services	8704
8042	Offices and clinics of optometrists	8001	8742	Public relations services	8704
8043	Offices and clinics of podiatrists	8001	8743	Facilities support management services	8704
8049	Offices and clinics of health practitioners, n.e.c.	8001	8744	Business consulting services, n.e.c.	8704
8051	Skilled nursing care facilities	8003	8748		
8052	Intermediate care facilities	8003	89	SERVICES, N.E.C.	
8059	Nursing and personal care facilities, n.e.c.	8003		Scientific and related consulting services, except environmental	8900
8062	General medical and surgical hospitals	8004	8999 pt.	Environmental consulting	8900
8063	Psychiatric hospitals	8004	8999 pt.	Authors, composers, and other arts-related services	8900
8069	Specialty hospitals, except psychiatric	8004	8999 pt.	Other services, n.e.c.	8900
8071	Medical laboratories	8005			
8072	Dental laboratories	8005			
8082	Home health care services	8006			
8092	Kidney dialysis centers	8006			
8093	Specialty outpatient facilities, n.e.c.	8006			
8099	Health and allied services, n.e.c.	8006			

Appendix D. Metropolitan Areas

(Titles and definitions shown for MSA's, CMSA's, and PMSA's are those established by the Office of Management and Budget, as of June 30, 1993)

MASSACHUSETTS

Barnstable-Yarmouth, MA MSA

Barnstable County, MA (part)
 Barnstable city, MA
 Brewster town, MA
 Chatham town, MA
 Dennis town, MA
 Eastham town, MA
 Harwich town, MA
 Mashpee town, MA
 Orleans town, MA
 Sandwich town, MA
 Yarmouth town, MA

Boston, MA-NH PMSA—see Boston-Worcester-Lawrence, MA-NH-ME-CT CMSA

Boston-Worcester-Lawrence, MA-NH-ME-CT CMSA

Boston, MA-NH PMSA
 Bristol County, MA (part)
 Berkley town, MA
 Dighton town, MA
 Mansfield town, MA
 Norton town, MA
 Taunton city, MA

 Essex County, MA (part)
 Amesbury town, MA
 Beverly city, MA
 Danvers town, MA
 Essex town, MA
 Gloucester city, MA
 Hamilton town, MA
 Ipswich town, MA
 Lynn city, MA
 Lynnfield town, MA
 Manchester town, MA
 Marblehead town, MA
 Middleton town, MA
 Nahant town, MA
 Newbury town, MA
 Newburyport city, MA
 Peabody city, MA
 Rockport town, MA
 Rowley town, MA

Boston-Worcester-Lawrence, MA-NH-ME-CT CMSA—Con.

Boston, MA-NH PMSA—Con.

Essex County, MA (part)—Con.
 Salem city, MA
 Salisbury town, MA
 Saugus town, MA
 Swampscott town, MA
 Topsfield town, MA
 Wenham town, MA

Middlesex County, MA (part)

Acton town, MA
 Arlington town, MA
 Ashland town, MA
 Ayer town, MA
 Bedford town, MA
 Belmont town, MA
 Boxborough town, MA
 Burlington town, MA
 Cambridge city, MA
 Carlisle town, MA
 Concord town, MA
 Everett city, MA
 Framingham town, MA
 Holliston town, MA
 Hopkinton town, MA
 Hudson town, MA
 Lexington town, MA
 Lincoln town, MA
 Littleton town, MA
 Malden city, MA
 Marlborough city, MA
 Maynard town, MA
 Medford city, MA
 Melrose city, MA
 Natick town, MA
 Newton city, MA
 North Reading town, MA
 Reading town, MA
 Sherborn town, MA
 Shirley town, MA
 Somerville city, MA
 Stoneham town, MA
 Stow town, MA

Boston-Worcester-Lawrence, MA-NH-ME-CT CMSA —Con.

Boston, MA-NH PMSA—Con.

Middlesex County, MA (part)—Con.

Sudbury town, MA
 Townsend town, MA
 Wakefield town, MA
 Waltham city, MA
 Watertown city, MA
 Wayland town, MA
 Weston town, MA
 Wilmington town, MA
 Winchester town, MA
 Woburn city, MA

Norfolk County, MA (part)

Bellingham town, MA
 Braintree town, MA
 Brookline town, MA
 Canton town, MA
 Cohasset town, MA
 Dedham town, MA
 Dover town, MA
 Foxborough town, MA
 Franklin city, MA
 Holbrook town, MA
 Medfield town, MA
 Medway town, MA
 Millis town, MA
 Milton town, MA
 Needham town, MA
 Norfolk town, MA
 Norwood town, MA
 Plainville town, MA
 Quincy city, MA
 Randolph town, MA
 Sharon town, MA
 Stoughton town, MA
 Walpole town, MA
 Wellesley town, MA
 Westwood town, MA
 Weymouth town, MA
 Wrentham town, MA

Plymouth County, MA (part)

Carver town, MA
 Duxbury town, MA
 Hanover town, MA
 Hingham town, MA
 Hull town, MA
 Kingston town, MA
 Marshfield town, MA
 Norwell town, MA
 Pembroke town, MA
 Plymouth town, MA
 Rockland town, MA
 Scituate town, MA
 Wareham town, MA

Boston-Worcester-Lawrence, MA-NH-ME-CT CMSA —Con.

Boston, MA-NH PMSA—Con.

Suffolk County, MA

Boston city, MA
 Chelsea city, MA
 Revere city, MA
 Winthrop town, MA

Worcester County, MA (part)

Berlin town, MA
 Blackstone town, MA
 Bolton town, MA
 Harvard town, MA
 Hopedale town, MA
 Lancaster town, MA
 Mendon town, MA
 Milford town, MA
 Millville town, MA
 Southborough town, MA
 Upton town, MA

Rockingham County, NH (part)

Seabrook town, NH
 South Hampton town, NH

Brockton, MA PMSA

Bristol County, MA (part)
 Easton town, MA
 Raynham town, MA

Norfolk County, MA (part)

Avon town, MA

Plymouth County, MA (part)

Abington town, MA
 Bridgewater town, MA
 Brockton city, MA
 East Bridgewater town, MA
 Halifax town, MA
 Hanson town, MA
 Lakeville town, MA
 Middleborough town, MA
 Plympton town, MA
 West Bridgewater town, MA
 Whitman town, MA

Fitchburg-Leominster, MA PMSA

Middlesex County, MA (part)
 Ashby town, MA

Worcester County, MA (part)

Ashburnham town, MA
 Fitchburg city, MA
 Gardner city, MA
 Leominster city, MA
 Lunenburg town, MA
 Templeton town, MA
 Westminster town, MA
 Winchendon town, MA

Boston-Worcester-Lawrence, MA-NH-ME-CT CMSA —Con.

Lawrence, MA-NH PMSA
 Essex County, MA (part)
 Andover town, MA
 Boxford town, MA
 Georgetown town, MA
 Groveland town, MA
 Haverhill city, MA
 Lawrence city, MA
 Merrimac town, MA
 Methuen city, MA
 North Andover town, MA
 West Newbury town, MA

Rockingham County, NH (part)
 Atkinson town, NH
 Chester town, NH
 Danville town, NH
 Derry town, NH
 Fremont town, NH
 Hampstead town, NH
 Kingston town, NH
 Newton town, NH
 Plaistow town, NH
 Raymond town, NH
 Salem town, NH
 Sandown town, NH
 Windham town, NH

Lowell, MA-NH PMSA
 Middlesex County, MA (part)
 Billerica town, MA
 Chelmsford town, MA
 Dracut town, MA
 Dunstable town, MA
 Groton town, MA
 Lowell city, MA
 Pepperell town, MA
 Tewksbury town, MA
 Tyngsborough town, MA
 Westford town, MA

Hillsborough County, NH (part)
 Pelham town, NH

Manchester, NH PMSA
 Hillsborough County, NH (part)
 Bedford town, NH
 Goffstown town, NH
 Manchester city, NH
 Weare town, NH

Merrimack County, NH (part)
 Allenstown town, NH
 Hooksett town, NH

Rockingham County, NH (part)
 Auburn town, NH
 Candia town, NH
 Londonderry town, NH

Boston-Worcester-Lawrence, MA-NH-ME-CT CMSA —Con.

Nashua, NH PMSA
 Hillsborough County, NH (part)
 Amherst town, NH
 Brookline town, NH
 Greenville town, NH
 Hollis town, NH
 Hudson town, NH
 Litchfield town, NH
 Mason town, NH
 Merrimack town, NH
 Milford town, NH
 Mont Vernon town, NH
 Nashua city, NH
 New Ipswich town, NH
 Wilton town, NH

New Bedford, MA PMSA
 Bristol County, MA (part)
 Acushnet town, MA
 Dartmouth town, MA
 Fairhaven town, MA
 Freetown town, MA
 New Bedford city, MA

Plymouth County, MA (part)
 Marion town, MA
 Mattapoisett town, MA
 Rochester town, MA

Portsmouth-Rochester, NH-ME PMSA
 York County, ME (part)
 Berwick town, ME
 Eliot town, ME
 Kittery town, ME
 South Berwick town, ME
 York town, ME

Rockingham County, NH (part)
 Brentwood town, NH
 East Kingston town, NH
 Epping town, NH
 Exeter town, NH
 Greenland town, NH
 Hampton town, NH
 Hampton Falls town, NH
 Kensington town, NH
 New Castle town, NH
 Newfields town, NH
 Newington town, NH
 Newmarket town, NH
 North Hampton town, NH
 Portsmouth city, NH
 Rye town, NH
 Stratham town, NH

Strafford County, NH (part)
 Barrington town, NH
 Dover city, NH
 Durham town, NH

Boston-Worcester-Lawrence, MA-NH-ME-CT CMSA—Con.
 Portsmouth-Rochester, NH-ME PMSA—Con.

Strafford County, NH (part)—Con.
 Farmington town, NH
 Lee town, NH
 Madbury town, NH
 Milton town, NH
 Rochester city, NH
 Rollinsford town, NH
 Somersworth city, NH
 Worcester, MA-CT PMSA
 Windham County, CT (part)
 Thompson town, CT

Hampden County, MA (part)
 Holland town, MA

Worcester County, MA (part)
 Auburn town, MA
 Barre town, MA
 Boylston town, MA
 Brookfield town, MA
 Charlton town, MA
 Clinton town, MA
 Douglas town, MA
 Dudley town, MA
 East Brookfield town, MA
 Grafton town, MA
 Holden town, MA
 Leicester town, MA
 Millbury town, MA
 Northborough town, MA
 Northbridge town, MA
 North Brookfield town, MA
 Oakham town, MA
 Oxford town, MA
 Paxton town, MA
 Princeton town, MA
 Rutland town, MA
 Shrewsbury town, MA
 Southbridge town, MA
 Spencer town, MA
 Sterling town, MA
 Sturbridge town, MA
 Sutton town, MA
 Uxbridge town, MA
 Webster town, MA
 Westborough town, MA
 West Boylston town, MA
 West Brookfield town, MA
 Worcester city, MA

Brockton, MA PMSA—see Boston-Worcester-Lawrence, MA-NH-ME-CT CMSA

Fitchburg-Leominster, MA PMSA—see Boston-Worcester-Lawrence, MA-NH-ME-CT CMSA

Lawrence, MA-NH PMSA—see Boston-Worcester-Lawrence, MA-NH-ME-CT CMSA

Lowell, MA-NH PMSA—see Boston-Worcester-Lawrence, MA-NH-ME-CT CMSA

New Bedford, MA PMSA—see Boston-Worcester-Lawrence, MA-NH-ME-CT CMSA

Pittsfield, MA MSA

Berkshire County, MA (part)
 Adams town, MA
 Cheshire town, MA
 Dalton town, MA
 Hinsdale town, MA
 Lanesborough town, MA
 Lee town, MA
 Lenox town, MA
 Pittsfield city, MA
 Richmond town, MA
 Stockbridge town, MA

Providence-Fall River-Warwick, RI-MA MSA

Bristol County, MA (part)
 Attleboro city, MA
 Fall River city, MA
 North Attleborough town, MA
 Rehoboth town, MA
 Seekonk town, MA
 Somerset town, MA
 Swansea town, MA
 Westport town, MA

Bristol County, RI
 Barrington town, RI
 Bristol town, RI
 Warren town, RI

Kent County, RI
 Coventry town, RI
 East Greenwich town, RI
 Warwick city, RI
 West Greenwich town, RI
 West Warwick town, RI

Newport County, RI (part)
 Jamestown town, RI
 Little Compton town, RI
 Tiverton town, RI

Providence County, RI
 Burrillville town, RI
 Central Falls city, RI
 Cranston city, RI
 Cumberland town, RI
 East Providence city, RI
 Foster town, RI
 Glocester town, RI
 Johnston town, RI
 Lincoln town, RI
 North Providence town, RI
 North Smithfield town, RI
 Pawtucket city, RI
 Providence city, RI

Providence-Fall River-Warwick, RI-MA MSA—Con.

Providence County, RI—Con.
Scituate town, RI
Smithfield town, RI
Woonsocket city, RI

Washington County, RI (part)
Charlestown town, RI
Exeter town, RI
Narragansett town, RI
North Kingstown town, RI
Richmond town, RI
South Kingstown town, RI

Springfield, MA MSA

Franklin County, MA (part)
Sunderland town, MA

Hampden County, MA (part)
Agawam city, MA
Chicopee city, MA
East Longmeadow town, MA
Hampden town, MA
Holyoke city, MA
Longmeadow town, MA
Ludlow town, MA
Monson town, MA

Springfield, MA MSA—Con.

Hampden County, MA (part)—Con.
Montgomery town, MA
Palmer town, MA
Russell town, MA
Southwick town, MA
Springfield city, MA
Westfield city, MA
West Springfield town, MA
Wilbraham town, MA

Hampshire County, MA (part)
Amherst town, MA
Belchertown town, MA
Easthampton town, MA
Granby town, MA
Hadley town, MA
Hatfield town, MA
Huntington town, MA
Northampton city, MA
Southampton town, MA
South Hadley town, MA
Ware town, MA
Williamsburg town, MA

Worcester, MA-CT PMSA—see Boston-Worcester-Lawrence, MA-NH-ME-CT CMSA

Appendix E.

Percent of Receipts/Revenue Based on Administrative Records and Estimation for the State: 1992

Table E-1. Firms Subject to Federal Income Tax

[Includes only establishments with payroll. For meaning of abbreviations and symbols, and for more information on reliability of data, see introductory text. For explanation of terms and comparability of 1987 and 1992 censuses, see appendix A]

SIC code	Kind of business or operation	Percent of receipts —		SIC code	Kind of business or operation	Percent of receipts —	
		From administrative records ¹	Estimated ²			From administrative records ¹	Estimated ²
	Total	16.5	11.9	73	Business services—Con.		
70 ex. 704	Hotels, rooming houses, camps, and other lodging places (except membership lodging)	8.3	8.0	736	Personnel supply services	11.8	16.8
	Hotels and motels	7.8	8.0	7361	Employment agencies	35.6	12.8
7011	Hotels	5.6	7.9	7363	Help supply services	8.3	17.4
7011 pt.	Hotels, 25 guestrooms or more	5.5	7.9	7363 pt.	Temporary help supply	9.7	19.8
7011 pt.	Hotels, less than 25 guestrooms	7.2	5.9	7363 pt.	Help supply, except temporary	2.3	6.8
7011 pt.	Motels, motor hotels, and tourist courts	22.7	9.0	737	Computer programming, data processing, and other computer related services	5.2	15.9
7011 pt.	Motels, tourist courts	31.3	12.0	7371, 2, 3	Computer programming, prepackaged software, and integrated systems	6.5	6.9
7011 pt.	Motor hotels	6.7	3.5	7371	Computer programming services	13.7	10.1
702, 3	Other lodging places	24.1	8.9	7372	Prepackaged software	2.9	5.7
702	Rooming and boarding houses	29.0	19.8	7373	Computer integrated systems	5.9	5.4
703	Camps and recreational vehicle parks	22.4	5.1	7374, 5, 6	Data processing services	1.7	6.8
72	Personal services	29.3	7.6	7374, 5	Computer processing, information retrieval	1.7	7.0
	Laundry, cleaning, and garment services	23.3	8.1	7376	Computer facilities management services	1.4	—
721	Power laundries, family and commercial*	17.5	3.5	7377, 8, 9	Computer rental and leasing, maintenance, and related services, n.e.c.	3.4	60.8
7211	Linen supply*	13.6	2.5	7377	Computer rental and leasing	1.6	7.1
7213	Coin-operated laundries and drycleaning	27.1	11.8	7378	Computer maintenance and repair	1.3	79.9
7215	Drycleaning plants, except rug cleaning*	29.9	10.8	7379	Computer related services, n.e.c.	11.6	24.6
7216	Carpet and upholstery cleaning	34.8	5.5	738	Miscellaneous business services	25.8	13.0
7217	Industrial launderers*	9.3	5.3	7381, 2	Detective agencies and protective services	10.0	22.0
7218	Other laundry, cleaning, and garment services* ..	32.5	10.9	7381	Detective, guard, and armored car services	10.3	21.0
7212, 9	Garment pressing, and agents for laundries and drycleaners	35.8	12.1	7382	Security systems services	8.8	25.8
7212	Laundry and garment services, n.e.c.*	29.2	9.7	7383	News syndicates	13.6	4.3
7219	Photographic studios, portrait	21.8	4.3	7384	Photofinishing laboratories*	17.7	2.9
722	Beauty and barber shops	37.8	6.4	7389 pt.	Business services, n.e.c.	33.3	10.5
723, 4	Beauty shops	37.8	6.3	7389 pt.	Sign painting shops	35.5	16.1
723	Barber shops	38.9	7.8	7389 pt.	Interior designing	31.3	15.1
724	Shoe repair shops and shoeshine parlors	28.3	17.8	75	Telephone answering services	16.9	13.8
725	Funeral service and crematories	36.6	9.9	751	Other business services	33.8	10.2
726	Miscellaneous personal services	20.2	6.5	7513	Automotive repair, services, and parking	22.6	10.7
729	Tax return preparation services	23.9	5.9	7514, 5	Automotive rental and leasing, without drivers	1.2	6.6
7299	Miscellaneous personal services, n.e.c.	19.3	6.6	7514	Truck rental and leasing, without drivers	1.1	3.1
73	Business services	10.5	14.6	7515	Passenger car rental and leasing	1.2	8.6
	Advertising	12.9	6.7	7519	Passenger car rental	1.4	7.0
731	Advertising agencies	13.3	5.3	753	Passenger car leasing4	15.1
7311	Outdoor advertising services	9.4	1.4	7532	Utility trailer and recreational vehicle rental	—	4.1
7312	Radio, television, publishers' advertising representatives	3.4	20.8	752	Automobile parking9	54.3
7313	Advertising, n.e.c.	26.9	17.2	753	Automotive repair shops	36.0	8.4
7319	Consumer credit reporting agencies, mercantile reporting agencies, and adjustment and collection agencies	12.2	8.4	7532 pt.	Top, body, and upholstery repair shops and paint shops	39.3	6.6
732	Adjustment and collection services	14.5	9.3	7532 pt.	Top and body repair shops	39.4	6.8
7322	Credit reporting services	5.9	6.0	7538	Paint shops	36.1	1.8
7323	Mailing, reproduction, commercial art and photography, and stenographic services	17.5	12.6	7538 pt.	General automotive repair shops	39.1	8.8
733	Direct mail advertising services	4.2	15.7	7538 pt.	General automotive repair shops, except diesel	40.5	8.2
7331	Photocopying and duplicating services	9.2	24.0	7538 pt.	Diesel repair shops	20.5	16.1
7334	Commercial photography, art, and graphics	30.5	4.9	7539 pt.	Other automotive repair shops	25.0	10.1
7335, 6	Commercial photography	35.5	5.6	7533, 4, 6, 7, 9	Automotive exhaust system repair shops	22.5	4.8
7335	Commercial art and graphic design	29.6	4.8	7533	Tire retreading and repair shops	23.6	16.6
7336	Secretarial and court reporting services	26.3	9.3	7534	Automotive glass replacement shops	24.5	17.7
7338	Services to dwellings and other buildings	26.3	19.0	7537	Automotive transmission repair shops	33.5	7.7
734	Disinfecting and pest control services	27.8	3.4	7539	Automotive repair shops, n.e.c.	24.0	7.1
7342	Building cleaning and maintenance services, n.e.c.	26.1	20.6	7539 pt.	Radiator repair	39.0	13.9
7349	Miscellaneous equipment rental and leasing	7.3	6.2	7539 pt.	Brake, front end, and wheel alignment	22.5	8.5
735	Medical equipment rental and leasing	2.5	2.8	754	Automotive electrical and fuel system services	24.5	.7
7352	Heavy construction equipment rental and leasing ..	16.7	10.0	7542	Other automotive repair shops, n.e.c.	13.8	3.5
7353	Equipment rental and leasing, n.e.c.	6.7	6.2	7549	Automotive services, except repair	27.4	10.3
7359					Carwashes	47.2	11.8
					Automotive services, except repair and carwashes	16.7	9.5

See footnotes at end of table.

Table E-1. Firms Subject to Federal Income Tax – Con.

[Includes only establishments with payroll. For meaning of abbreviations and symbols, and for more information on reliability of data, see introductory text. For explanation of terms and comparability of 1987 and 1992 censuses, see appendix A]

SIC code	Kind of business or operation	Percent of receipts –		SIC code	Kind of business or operation	Percent of receipts –	
		From administrative records ¹	Estimated ²			From administrative records ¹	Estimated ²
76	Miscellaneous repair services -----	27.1	8.0	80	Health services -----	23.4	11.7
762	Electrical repair shops -----	22.5	7.3	801	Offices and clinics of doctors of medicine -----	31.6	11.6
7622	Radio and television repair shops -----	23.8	1.1	8011 pt.	Offices of doctors of medicine -----	32.2	11.2
7623, 9	Other electrical and electronic repair shops -----	22.1	9.0	8011 pt.	General medical clinics -----	10.0	25.3
7623	Refrigeration and air-conditioning service and repair shops -----	20.1	7.0	802	Offices and clinics of dentists -----	38.5	4.0
7629	Electrical and electronic repair shops, n.e.c. ---	22.7	9.5	803	Offices and clinics of doctors of osteopathy -----	36.3	7.3
763	Watch, clock, and jewelry repair -----	37.3	10.7	804	Offices and clinics of other health practitioners ----	36.8	10.7
764	Reupholstery and furniture repair -----	36.9	6.2	8041	Offices and clinics of chiropractors -----	41.2	5.7
				8042	Offices and clinics of optometrists -----	32.5	24.1
769	Miscellaneous repair and related services -----	29.2	8.6	8043	Offices and clinics of podiatrists -----	44.3	4.6
7692	Welding repair -----	57.7	4.8	8049	Offices and clinics of health practitioners, n.e.c. --	32.9	9.2
7694	Armature rewinding shops -----	29.1	6.9	805	Nursing and personal care facilities -----	3.7	17.8
7699	Repair shops and related services, n.e.c. -----	27.3	9.0	8051	Skilled nursing care facilities -----	2.6	18.7
				8052	Intermediate care facilities -----	10.2	7.2
				8059	Nursing and personal care facilities, n.e.c. -----	18.7	24.4
				806	Hospitals -----	.5	5.5
				8062	General medical and surgical hospitals -----	(D)	(D)
78, 79, 84	Amusement and recreation services, including motion pictures and museums -----	15.9	9.1	8063, 9	Specialty hospitals -----	(D)	(D)
781, 2	Motion picture production, distribution, and services -	3.4	9.1	807, 8, 9	Other health services -----	17.0	11.4
				807	Medical and dental laboratories -----	23.2	11.1
783	Motion picture theaters -----	2.4	5.4	8071	Medical laboratories -----	22.5	11.6
7832	Motion picture theaters, except drive-in -----	2.3	5.2	8072	Dental laboratories -----	31.8	3.8
7833	Drive-in motion picture theaters -----	23.8	49.0	808	Home health care services -----	7.2	9.0
				809	Miscellaneous health and allied services, n.e.c. ---	16.9	14.8
				8092	Kidney dialysis centers -----	(D)	(D)
				8093	Specialty outpatient facilities, n.e.c. -----	16.8	20.6
				8099	Health and allied services, n.e.c. -----	(D)	(D)
				81	Legal services -----	29.5	7.0
784	Video tape rental -----	24.2	15.5	823, 4, 9	Selected educational services -----	16.1	7.9
				823	Libraries -----	(D)	(D)
792	Theatrical producers (except motion picture), bands, orchestras, and entertainers -----	23.0	6.8	824	Vocational schools -----	18.1	12.6
7922	Theatrical producers (except motion picture) and miscellaneous theatrical services -----	6.3	7.6	829	Schools and educational services, n.e.c. -----	(D)	(D)
7929	Bands, orchestras, actors, and other entertainers and entertainment groups -----	75.2	4.3	83	Social services -----	22.3	17.9
				835	Child day care services -----	27.5	8.9
793	Bowling centers -----	32.4	9.1	832, 3, 6, 9	Other social services -----	19.0	23.5
				87 ex. 8733	Engineering, accounting, research, management, and related services (except noncommercial research organizations) -----	11.1	12.6
79 ex. 792, 3; 84	Commercial sports and other amusement and recreation services, including museums -----	20.4	9.1	871	Engineering, architectural, and surveying services --	7.6	7.0
794	Commercial sports -----	2.2	4.4	8711	Engineering services -----	6.1	7.8
7941	Professional sports clubs, managers, promoters -----	1.4	.3	8712	Architectural services -----	15.3	1.9
7948	Racing, including track operation -----	3.0	8.7	8713	Surveying services -----	23.1	9.4
79 ex. 792, 3, 4; 84	Other amusement and recreation services, including museums -----	27.1	10.8	872	Accounting, auditing, and bookkeeping services ----	21.5	7.2
791	Dance studios, schools, and halls -----	24.4	9.2	873 ex. 8733	Research, development, and testing services (except noncommercial research organizations) ---	5.7	25.7
7991	Physical fitness facilities -----	26.9	9.3	8731	Commercial physical and biological research -----	4.3	28.4
7992	Public golf courses -----	28.3	5.7	8732	Commercial economic, sociological, and educational research -----	10.5	28.6
7993	Coin-operated amusement devices -----	19.5	8.9	8734	Testing laboratories -----	2.1	7.8
7996	Amusement parks -----	—	9.8	874	Management and public relations services -----	14.7	17.3
7997	Membership sports and recreation clubs -----	32.7	9.2	8741	Management services -----	17.3	24.7
7999, 84	Amusement and recreation services, including museums, n.e.c. -----	27.3	14.8	8742	Management consulting services -----	12.7	15.4
7999 pt.	Concession operators of amusement devices and rides -----	7.8	.9	8743	Public relations services -----	23.3	3.7
7999 pt., 84	Carnivals, circuses, and fairs -----	1.8	.4	8744	Facilities support management services -----	.4	1.9
	Other recreation and amusements, including museums -----	30.5	16.8	8748	Business consulting services, n.e.c. -----	17.5	15.2
				89	Services, n.e.c. -----	26.1	9.0

¹Includes receipts information obtained from administrative records of other Federal agencies.

²Includes receipts information which was imputed based on historic company ratios or administrative records or on industry averages.

Table E-2. Firms Exempt From Federal Income Tax

[Includes only establishments with payroll. For meaning of abbreviations and symbols, and for more information on reliability of data, see introductory text. For explanation of terms and comparability of 1987 and 1992 censuses, see appendix A]

SIC code	Kind of business or operation	Percent of revenue —		SIC code	Kind of business or operation	Percent of revenue —	
		From administrative records ¹	Estimated ²			From administrative records ¹	Estimated ²
	Total	4.2	4.0	823, 4, 9	Selected educational services	18.1	12.0
7032, 704	Camps and membership lodging	26.4	8.9	83	Social services	11.4	13.7
792, 7991 pt., 7997, 7999 pt., 84	Selected amusement, recreation, and related services	14.2	3.9	835	Child day care services	8.3	12.9
8011 pt.; 8021 pt.; 805, 6, 8, 9	Selected health services8	.8	832, 3, 6, 9	Other social services	11.7	13.8
8011 pt., 8021 pt., 805	Clinics of doctors of medicine and dentists	5.4	2.0	832	Individual and family social services	11.2	16.8
806	Hospitals	—	—	833	Job training and vocational rehabilitation services	8.0	15.5
8062	General medical and surgical hospitals	—	—	836	Residential care	8.7	8.9
8063, 9	Specialty hospitals	—	—	839	Social services, n.e.c.	16.3	14.1
808, 9	Other health services	5.0	6.7	861, 2, 4, 9	Selected membership organizations	30.2	14.4
8111 pt.	Legal aid societies and similar legal services	26.2	6.7	861	Business associations	30.2	7.4
				864	Civic, social, and fraternal associations	36.3	21.0
				862, 9	Other membership organizations	22.5	10.4
				873, 4 ex.	Research, testing, and consulting services, except facilities support management services	1.4	8.0
				8744			
				873	Research, development, and testing services	1.2	7.4
				874 ex.	Management and public relations services, except facilities support management services	3.5	13.4
				8744			

¹Includes revenue information obtained from administrative records of other Federal agencies.

²Includes revenue information which was imputed based on historic company ratios or administrative records or on industry averages.

Appendix F. Geographic Notes

MASSACHUSETTS

Agawam was incorporated in 1971, but this change was not submitted to the Bureau of the Census until June 1992; for the 1987 Economic Censuses, this was a special economic urban area.

Appendix G.

Establishments in Business Any Time During Year and Establishments in Business at End of Year for the State: 1992 and 1987

Table G-1. Firms Subject to Federal Income Tax

[Includes only establishments with payroll. For meaning of abbreviations and symbols, see introductory text. For explanation of terms and comparability of 1987 and 1992 censuses, see appendix A]

SIC code	Kind of business or operation	Establishments in business —			
		Any time during year		At end of year	
		1992	1987	1992	1987
	Total	46 552	44 387	43 410	41 620
70 ex. 704	Hotels, rooming houses, camps, and other lodging places (except membership lodging)	979	938	924	885
	Hotels and motels	810	762	764	718
7011 pt.	Hotels	397	252	380	238
7011 pt.	Hotels, 25 guestrooms or more	284	192	269	184
7011 pt.	Hotels, less than 25 guestrooms	113	60	111	54
7011 pt.	Motels, motor hotels, and tourist courts	413	510	384	480
7011 pt.	Motels, tourist courts	342	419	320	394
7011 pt.	Motor hotels	71	91	64	86
702, 3	Other lodging places	169	176	160	167
702	Rooming and boarding houses	75	86	71	82
703	Camps and recreational vehicle parks	94	90	89	85
72	Personal services	5 622	5 446	5 210	5 092
721	Laundry, cleaning, and garment services	1 422	1 326	1 309	1 229
7211	Power laundries, family and commercial*	53	60	50	57
7213	Linen supply*	38	38	35	35
7215	Coin-operated laundries and drycleaning	381	357	347	321
7216	Drycleaning plants, except rug cleaning*	601	531	561	504
7217	Carpet and upholstery cleaning	132	112	121	103
7218	Industrial launderers*	30	39	28	38
7212, 9	Other laundry, cleaning, and garment services*	187	189	167	171
722	Photographic studios, portrait	200	197	191	189
723, 4	Beauty and barber shops	2 943	2 881	2 740	2 699
723	Beauty shops	2 812	2 730	2 621	2 560
724	Barber shops	131	151	119	139
725	Shoe repair shops and shoeshine parlors	38	41	33	34
726	Funeral service and crematories	460	475	446	464
729	Miscellaneous personal services	559	526	491	477
7291	Tax return preparation services	127	139	105	129
7299	Miscellaneous personal services, n.e.c.	432	387	386	348
73	Business services	8 010	7 273	7 392	6 763
731	Advertising	485	478	448	446
7311	Advertising agencies	387	376	355	350
7312	Outdoor advertising services	16	12	15	11
7313	Radio, television, publishers' advertising representatives	41	50	39	48
7319	Advertising, n.e.c.	41	40	39	37
732	Consumer credit reporting agencies, mercantile reporting agencies, and adjustment and collection agencies	143	156	132	149
7322	Adjustment and collection services	118	118	110	111
7323	Credit reporting services	25	38	22	38
733	Mailing, reproduction, commercial art and photography, and stenographic services	841	773	788	720
7331	Direct mail advertising services	101	104	97	93
7334	Photocopying and duplicating services	121	115	114	105
7335, 6	Commercial photography, art, and graphics	476	430	446	409
7335	Commercial photography	131	113	124	106
7336	Commercial art and graphic design	345	317	322	303
7338	Secretarial and court reporting services	143	124	131	113
734	Services to dwellings and other buildings	1 327	1 289	1 208	1 176
7342	Disinfecting and pest control services	151	144	146	132
7349	Building cleaning and maintenance services, n.e.c.	1 176	1 145	1 062	1 044
735	Miscellaneous equipment rental and leasing	480	474	455	451
7352	Medical equipment rental and leasing	63	51	62	51
7353	Heavy construction equipment rental and leasing	95	111	90	105
7359	Equipment rental and leasing, n.e.c.	322	312	303	295
736	Personnel supply services	886	885	817	841
7361	Employment agencies	340	423	314	398
7363	Help supply services	546	462	503	443

See footnotes at end of table.

Table G-1. Firms Subject to Federal Income Tax – Con.

[Includes only establishments with payroll. For meaning of abbreviations and symbols, see introductory text. For explanation of terms and comparability of 1987 and 1992 censuses, see appendix A]

SIC code	Kind of business or operation	Establishments in business –			
		Any time during year		At end of year	
		1992	1987	1992	1987
73	Business services – Con.				
737	Computer programming, data processing, and other computer related services -----	2 151	1 564	2 009	1 473
7371, 2, 3	Computer programming, prepackaged software, and integrated systems -----	1 415	931	1 329	881
7371	Computer programming services -----	839	611	786	576
7372	Prepackaged software -----	425	196	400	184
7373	Computer integrated systems -----	151	124	143	121
7374, 5, 6	Data processing services -----	259	255	244	239
7374, 5	Computer processing, information retrieval -----	250	237	235	221
7376	Computer facilities management services -----	9	18	9	18
7377, 8, 9	Computer rental and leasing, maintenance, and related services, n.e.c. -----	477	378	436	353
7377	Computer rental and leasing -----	30	45	28	44
7378	Computer maintenance and repair -----	153	136	138	130
7379	Computer related services, n.e.c. -----	294	197	270	179
738	Miscellaneous business services -----	1 697	1 654	1 535	1 507
7381, 2	Detective agencies and protective services -----	368	351	338	317
7381	Detective, guard, and armored car services -----	293	282	271	251
7382	Security systems services -----	75	69	67	66
7383	News syndicates -----	16	12	16	12
7384	Photofinishing laboratories* -----	223	178	203	167
7389	Business services, n.e.c. -----	1 090	1 113	978	1 011
7389 pt.	Sign painting shops -----	62	63	56	59
7389 pt.	Interior designing -----	101	142	89	128
7389 pt.	Telephone answering services -----	101	114	91	102
7389 pt.	Other business services -----	826	794	742	722
75	Automotive repair, services, and parking -----	4 082	4 086	3 717	3 825
751	Automotive rental and leasing, without drivers -----	267	328	242	311
7513	Truck rental and leasing, without drivers -----	100	103	92	97
7514, 5	Passenger car rental and leasing -----	159	208	142	197
7519	Utility trailer and recreational vehicle rental -----	8	17	8	17
752	Automobile parking -----	282	205	221	199
753	Automotive repair shops -----	3 090	3 240	2 850	3 022
7532	Top, body, and upholstery repair shops and paint shops -----	1 032	1 232	952	1 152
7532 pt.	Top and body repair shops -----	995	1 194	919	1 115
7532 pt.	Paint shops -----	37	38	33	37
7538	General automotive repair shops -----	1 457	1 435	1 347	1 331
7538 pt.	General automotive repair shops, except diesel -----	1 361	1 378	1 257	1 277
7538 pt.	Diesel repair shops -----	96	57	90	54
7533, 4, 6, 7, 9	Other automotive repair shops -----	601	573	551	539
7533	Automotive exhaust system repair shops -----	120	131	114	130
7534	Tire retreading and repair shops -----	19	23	18	22
7536	Automotive glass replacement shops -----	180	128	161	123
7537	Automotive transmission repair shops -----	108	133	100	118
7539	Automotive repair shops, n.e.c. -----	174	158	158	146
7539 pt.	Radiator repair -----	47	59	43	52
7539 pt.	Brake, front end, and wheel alignment -----	58	48	50	45
7539 pt.	Automotive electrical and fuel system services -----	45	38	41	37
7539 pt.	Other automotive repair shops, n.e.c. -----	24	13	24	12
754	Automotive services, except repair -----	443	313	404	293
7542	Carwashes -----	228	178	208	165
7549	Automotive services, except repair and carwashes -----	215	135	196	128
76	Miscellaneous repair services -----	1 487	1 511	1 373	1 407
762	Electrical repair shops -----	418	402	393	376
7622	Radio and television repair shops -----	105	125	98	115
7623, 9	Other electrical and electronic repair shops -----	313	277	295	261
7623	Refrigeration and air-conditioning service and repair shops -----	71	79	67	77
7629	Electrical and electronic repair shops, n.e.c. -----	242	198	228	184
763	Watch, clock, and jewelry repair -----	52	43	45	35
764	Reupholstery and furniture repair -----	141	192	129	179
769	Miscellaneous repair and related services -----	876	874	806	817
7692	Welding repair -----	83	119	77	108
7694	Armature rewinding shops -----	43	48	41	44
7699	Repair shops and related services, n.e.c. -----	750	707	688	665
78, 79, 84	Amusement and recreation services, including motion pictures and museums -----	2 572	2 458	2 378	2 277
781, 2	Motion picture production, distribution, and services -----	199	202	190	190
783	Motion picture theaters -----	137	162	132	145
7832	Motion picture theaters, except drive-in -----	132	142	128	129
7833	Drive-in motion picture theaters -----	5	20	4	16
784	Video tape rental -----	525	479	467	432
792	Theatrical producers (except motion picture), bands, orchestras, and entertainers -----	142	112	134	107
7922	Theatrical producers (except motion picture) and miscellaneous theatrical services -----	91	64	86	61
7929	Bands, orchestras, actors, and other entertainers and entertainment groups -----	51	48	48	46
793	Bowling centers -----	120	140	116	130

See footnotes at end of table.

G-2 APPENDIX G

SERVICE INDUSTRIES—GEOGRAPHIC AREA SERIES

Table G-1. Firms Subject to Federal Income Tax – Con.

[Includes only establishments with payroll. For meaning of abbreviations and symbols, see introductory text. For explanation of terms and comparability of 1987 and 1992 censuses, see appendix A]

SIC code	Kind of business or operation	Establishments in business –			
		Any time during year		At end of year	
		1992	1987	1992	1987
78, 79, 84	Amusement and recreation services, including motion pictures and museums—Con.				
79 ex. 792, 3, 84	Commercial sports and other amusement and recreation services, including museums	1 449	1 363	1 339	1 273
794	Commercial sports	65	73	57	67
7941	Professional sports clubs, managers, promoters	22	17	19	17
7948	Racing, including track operation	43	56	38	50
79 ex. 792, 3, 4; 84	Other amusement and recreation services, including museums	1 384	1 290	1 282	1 206
791	Dance studios, schools, and halls	130	102	125	93
7991	Physical fitness facilities	309	363	283	331
7992	Public golf courses	91	75	85	73
7993	Coin-operated amusement devices	84	77	82	76
7996	Amusement parks	13	12	11	10
7997	Membership sports and recreation clubs	220	242	205	221
7999, 84	Amusement and recreation services, including museums, n.e.c.	537	419	491	402
80	Health services	10 602	10 265	10 133	9 765
801	Offices and clinics of doctors of medicine	4 524	4 659	4 325	4 414
8011 pt.	Offices of doctors of medicine	4 434	4 573	4 259	4 334
8011 pt.	General medical clinics	90	86	66	80
802	Offices and clinics of dentists	2 941	2 898	2 844	2 799
803	Offices and clinics of doctors of osteopathy	40	21	39	18
804	Offices and clinics of other health practitioners	1 679	1 322	1 601	1 256
8041	Offices and clinics of chiropractors	575	384	551	366
8042	Offices and clinics of optometrists	370	373	351	355
8043	Offices and clinics of podiatrists	208	206	198	201
8049	Offices and clinics of health practitioners, n.e.c.	526	359	501	334
805	Nursing and personal care facilities	557	592	520	556
8051	Skilled nursing care facilities	389	385	368	368
8052	Intermediate care facilities	109	107	101	96
8059	Nursing and personal care facilities, n.e.c.	59	100	51	92
806	Hospitals	19	19	19	18
807, 8, 9	Other health services	842	754	785	704
807	Medical and dental laboratories	367	380	340	365
8071	Medical laboratories	225	215	207	207
8072	Dental laboratories	142	165	133	158
808	Home health care services	178	138	167	121
809	Miscellaneous health and allied services, n.e.c.	297	236	278	218
8092	Kidney dialysis centers	18	9	18	9
8093	Specialty outpatient facilities, n.e.c.	190	126	182	119
8099	Health and allied services, n.e.c.	89	101	78	90
81	Legal services	4 462	4 042	4 162	3 813
823, 4, 9	Selected educational services	448	346	404	327
823	Libraries	2	2	2	1
824	Vocational schools	111	74	100	71
829	Schools and educational services, n.e.c.	335	270	302	255
83	Social services	1 225	1 091	1 131	1 012
835	Child day care services	806	665	746	614
832, 3, 6, 9	Other social services	419	426	385	398
87 ex. 8733	Engineering, accounting, research, management, and related services (except noncommercial research organizations)	6 635	6 245	6 195	5 865
871	Engineering, architectural, and surveying services	2 019	2 078	1 899	1 981
8711	Engineering services	1 248	1 189	1 178	1 129
8712	Architectural services	556	636	521	610
8713	Surveying services	215	253	200	242
872	Accounting, auditing, and bookkeeping services	1 767	1 615	1 659	1 511
873 ex. 8733	Research, development, and testing services (except noncommercial research organizations)	554	484	521	447
8731	Commercial physical and biological research	257	187	245	174
8732	Commercial economic, sociological, and educational research	177	196	168	179
8734	Testing laboratories	120	101	108	94
874	Management and public relations services	2 295	2 068	2 116	1 926
8741	Management services	526	541	478	511
8742	Management consulting services	1 297	1 079	1 202	1 006
8743	Public relations services	128	138	124	127
8744	Facilities support management services	20	5	18	5
8748	Business consulting services, n.e.c.	324	305	294	277
89	Services, n.e.c.	428	686	391	589

Table G-2. Firms Exempt From Federal Income Tax

[Includes only establishments with payroll. For meaning of abbreviations and symbols, see introductory text. For explanation of terms and comparability of 1987 and 1992 censuses, see appendix A]

SIC code	Kind of business or operation	Establishments in business —			
		Any time during year		At end of year	
		1992	1987	1992	1987
	Total	7 238	6 005	6 931	5 818
7032, 704	Camps and membership lodging	81	76	77	72
792, 7991 pt., 7997, 7999 pt., 84	Selected amusement, recreation, and related services	531	440	516	427
792	Theatrical producers (except motion picture), bands, orchestras, and entertainers	93	72	92	70
7991 pt., 7997	Gymnasiums, athletic clubs, and membership sports and recreation clubs	281	239	271	231
7999 pt. 84	Fairs	6	6	6	5
	Museums, art galleries, and botanical and zoological gardens	151	123	147	121
8011 pt.; 8021 pt.; 805, 6, 8, 9	Selected health services	744	617	724	599
8011 pt., 8021 pt.	Clinics of doctors of medicine and dentists	120	66	118	63
805	Nursing and personal care facilities	168	105	163	103
806	Hospitals	141	158	139	157
808, 9	Other health services	315	288	304	276
808	Home health care services	127	110	122	109
809	Miscellaneous health and allied services, n.e.c.	188	178	182	167
8111 pt.	Legal aid societies and similar legal services	41	29	37	29
823, 4, 9	Selected educational services	333	244	316	237
83	Social services	3 473	2 631	3 324	2 561
835	Child day care services	626	559	597	549
832, 3, 6, 9	Other social services	2 847	2 072	2 727	2 012
861, 2, 4, 9	Selected membership organizations	1 744	1 750	1 662	1 683
861	Business associations	309	276	292	271
864	Civic, social, and fraternal associations	1 086	1 119	1 032	1 068
862, 9	Other membership organizations	349	355	338	344
873, 4 ex. 8744	Research, testing, and consulting services, except facilities support management services	291	218	275	210
873	Research, development, and testing services	203	164	191	158
8731	Commercial physical and biological research	24	10	23	10
8732	Commercial economic, sociological, and educational research	33	19	29	19
8733	Noncommercial research organizations	142	128	135	122
8734	Testing laboratories	4	7	4	7
874 ex. 8744	Management and public relations services, except facilities support management services	88	54	84	52

Publication Program

1992 CENSUS OF SERVICE INDUSTRIES

Publications of the 1992 Census of Service Industries containing data on service industries establishments in the United States are described below. Publication order forms for specific reports may be obtained from any Department of Commerce district office or from Data User Services Division, Customer Services, Bureau of the Census, Washington, DC 20233-8300. The first results were issued in press releases. Final detailed statistics are issued in separate paperbound reports and compact disc-read only memory (CD-ROM).

Final Reports

Geographic area series—52 reports (SC92-A-1 to -52)

A separate paperbound report containing data for establishments with payroll is published for each State, the District of Columbia, and the United States. For establishments of firms subject to Federal income tax, each State report presents general statistics on number of establishments, receipts, payroll, and employment, by varied service classifications, for the State, metropolitan areas (MA's), counties, and places with 350 service establishments or more, by kind of business. Greater kind-of-business detail is shown for larger areas. In addition, for places with 2,500 inhabitants or more and for all counties, statistics are provided on number of establishments and receipts for 10 major kind-of-business groups. For establishments of firms exempt from Federal income tax, each State report presents statistics on number of establishments, revenue, payroll, and employment by varied service classifications, for the State and MA's. Greater kind-of-business detail is shown for larger areas.

The United States Summary report presents data for the United States as a whole for establishments with payroll of firms subject to Federal income tax, as well as those exempt from Federal income tax, for detailed kind-of-business classifications. Statistics on number of establishments and receipts/revenue are also shown for States and MA's by kind of business.

For each State, the District of Columbia, and the United States, 1992 data are provided on receipts/revenue and employees per establishment and on receipts/revenue and payroll per employee. Comparative statistics showing percent changes in receipts/expenses and payroll between 1987 and 1992 also are shown.

Nonemployer statistics series—1 report (SC92-N-1)

This report includes data by kind of business for all establishments, establishments with payroll, and establishments without payroll for the United States and States. Also presented are statistics for establishments without payroll including number of establishments and receipts/revenue by varied service classifications for MA's.

Similar data for counties and places with 2,500 inhabitants or more are available on electronic media only.

Subject series—5 reports (SC92-S-1 to -5)

The *Establishment and Firm Size* report (SC92-S-1) presents data for establishments with payroll, based on size of establishment, size of company or firm, and legal form of organization. Establishment statistics are presented by receipts/revenue size and by employment size; statistics for firms, by receipts/revenue size (including concentration by largest firms), by employment size, and by number of establishments operated (single units and multiunits). Statistics are presented by kind of business on the number of establishments, receipts/revenue, payroll, and employment for the United States.

The *Capital Expenditures, Depreciable Assets, and Operating Expenses* report (SC92-S-2) presents data for firms with payroll for the United States by major kind of business. Operating expenses include annual payroll, supplemental labor costs, purchased services, etc. Receipts data also are provided.

Three other reports (*Hotels, Motels, and Other Lodging Places* (SC92-S-3), *Sources of Receipts or Revenue* (SC92-S-4), and *Miscellaneous Subjects* (SC92-S-5)) present data for the United States as a whole and, where feasible, for States and MA's.

Electronic Media

All data included in the printed reports are available on CD-ROM. The CD-ROM's provide the same information found in the final reports as well as additional information not published in the final reports, such as ZIP Code statistics available from series SC92-Z, and nonemployer data for counties and places from series SC92-N. Electronic media products are available for users who wish to summarize, rearrange, or process large amounts of data. These products, with corresponding technical documentation, are sold by Data User Services Division, Customer Services, Bureau of the Census, Washington, DC 20233-8300.

OTHER ECONOMIC CENSUS REPORTS

Data on retail trade, wholesale trade, financial, insurance, real estate, construction industries, manufactures, mineral industries, transportation, communications, utilities, enterprise statistics, minority-owned business enterprises, and women-owned businesses also are available from the 1992 Economic Census. A separate series of reports covers the census of outlying areas—Puerto Rico, Virgin Islands of the United States, Guam, and the Northern Marianas. Separate announcements describing these reports are available free of charge from Data User Services Division, Customer Services, Bureau of the Census, Washington, DC 20233-8300.