

# 1992

# Census of

# Service Industries


---

SC92-A-19

GEOGRAPHIC AREA SERIES

# Louisiana

---



# 1992 Census of Service Industries

---

SC92-A-19

GEOGRAPHIC AREA SERIES

# Louisiana

---

Issued December 1994



**U.S. Department of Commerce**  
**Ronald H. Brown**, Secretary  
**David J. Barram**, Deputy Secretary

**Economics and Statistics Administration**  
**Everett M. Ehrlich**, Under Secretary  
for Economic Affairs

**BUREAU OF THE CENSUS**  
**Martha Farnsworth Riche**, Director

---

## Acknowledgments

Many persons participated in the various activities of the 1992 Census of Service Industries. The overall planning and review of the census operations were performed by the Economic Census Staff of the Economic Planning and Coordination Division.

This report was prepared in the Services Division. **Bobby E. Russell**, Assistant Chief for Census Programs, was responsible for the overall planning, management, and coordination of the census of service industries. Planning and implementation were under the direction of **Jack B. Moody**, Chief, Service Census Branch, with primary staff assistance by **Jack R. Drago**, **Barbara S. Tinari**, **Kirk K. Degler**, **Joseph R. Fuller**, **Susan G. Baker**, **Deborah M. Stempowski**, **Brian D. Gregory**, **Theresa L. Steele**, **Chris E. Blackburn**, **Gary R. Rice**, **M. Craig Schadt**, **Arthur B. Stewart**, **Sandra K. Byrd**, and **Evelyn D. Butler**.

Systems and procedures for mailout, receipt, correspondence, data input, industry classification, other clerical processing, administrative record processing, quality control, and the associated electronic computer programs, were developed in the Economic Planning and Coordination Division.

Mailout preparation and receipt operations, clerical and analytical review activities, data keying, and geocoding review were performed by the staff of the Data Preparation Division, **Judith N. Petty**, Acting Chief.

Geographic coding procedures and associated computer programs were developed by the staff of the Geography Division.

The computer processing systems were developed and coordinated in the Economic Statistical Methods and Programming Division, **Charles P. Pautler, Jr.**, Chief. **H. Ray Dennis**, Assistant Chief for Business Programs, was responsible for design and implementation of the computer systems. The computer programs were prepared under the supervision of **William C. Wester**, Chief, Business Census Branch, and **Steven G. McCraith**, Chief, Utilities and Financial Census Branch, assisted by **Jeffrey S. Rosen**, **Barbara L. Lambert**, **Jacqueline R. Sellers**, and **Tsung C. Chu**. Additional programming assistance was provided by **Robert S. Jewett**.

Computer processing was performed in the Computer Services Division, **Marvin D. Raines**, Chief.

The staff of the Administrative and Publications Services Division, **Walter C. Odom**, Chief, performed planning, design, composition, editorial review, and printing planning and procurement for publications and report forms. **Margaret A. Smith** provided publication coordination and editing.

Special acknowledgment is also due the many businesses whose cooperation has contributed to the publication of these data.

**If you have any questions concerning the statistics in this report, call 301-457-2689.**



**Economics and Statistics  
Administration**

**Everett M. Ehrlich**, Under Secretary  
for Economic Affairs



**BUREAU OF THE CENSUS**

**Martha Farnsworth Riche**, Director  
**Harry A. Scarr**, Deputy Director

**Paula J. Schneider**, Principal Associate  
Director for Programs

**Thomas L. Mesenbourg**, Acting Associate  
Director for Economic Programs

**Thomas L. Mesenbourg**, Assistant Director  
for Economic Programs

**ECONOMIC PLANNING AND COORDINATION  
DIVISION**

**John P. Govoni**, Chief

**SERVICES DIVISION**

**Carole A. Ambler**, Chief

# Introduction to the Economic Census

## PURPOSES AND USES OF THE ECONOMIC CENSUS

The economic census is the major source of facts about the structure and functioning of the Nation's economy. It provides essential information for government, business, industry, and the general public.

The economic census furnishes an important part of the framework for such composite measures as the gross domestic product, input/output measures, production and price indexes, and other statistical series that measure short-term changes in economic conditions.

Policymaking agencies of the Federal Government use the data, especially in monitoring economic activity and providing assistance to business.

State and local governments use the data to assess business activities and tax bases within their jurisdictions and to develop programs to attract business.

Trade associations study trends in their own and competing industries and keep their members informed of market changes.

Individual businesses use the data to locate potential markets and to analyze their own production and sales performance relative to industry or area averages.

## AUTHORITY AND SCOPE

Title 13 of the United States Code (sections 131, 191, and 224) directs the Census Bureau to take the economic census every 5 years, covering years ending in 2 and 7. The 1992 Economic Census consists of the following eight censuses:

- Census of Retail Trade
- Census of Wholesale Trade
- Census of Service Industries
- Census of Financial, Insurance, and Real Estate Industries
- Census of Transportation, Communications, and Utilities
- Census of Manufactures
- Census of Mineral Industries
- Census of Construction Industries

Special programs also cover enterprise statistics and minority-owned and women-owned businesses. (The 1992 Census of Agriculture and 1992 Census of Governments are conducted separately.) The next economic census is scheduled to be taken in 1998 covering the year 1997.

## AVAILABILITY OF THE DATA

The results of the economic census are available in printed reports for sale by the U.S. Government Printing Office and on compact discs for sale by the Census Bureau. Order forms for all types of products are available on request from Customer Services, Bureau of the Census, Washington, DC 20233-8300. A more complete description of publications being issued from this census is on the inside back cover of this document.

Census facts are also widely disseminated by trade associations, business journals, and newspapers. Volumes containing census statistics are available in most major public and college libraries. Finally, State data centers in every State as well as business and industry data centers in many States also supply economic census statistics.

## WHAT'S NEW IN 1992

The 1992 Economic Census covers more of the economy than any previous census. New for 1992 are data on communications, utilities, financial, insurance, and real estate, as well as coverage of more transportation industries. The economic, agriculture, and governments censuses now collectively cover nearly 98 percent of all economic activity.

Among other changes, new 1992 definitions affect the boundaries of about a third of all metropolitan areas. Also, the Survey of Women-Owned Businesses has now been expanded to include all corporations.

## HISTORICAL INFORMATION

The economic census has been taken as an integrated program at 5-year intervals since 1967 and before that for 1963, 1958, and 1954. Prior to that time, the individual subcomponents of the economic census were taken separately at varying intervals.

The economic census traces its beginnings to the 1810 Decennial Census, when questions on manufacturing were included with those for population. Coverage of economic activities was expanded for 1840 and subsequent censuses to include mining and some commercial activities. In 1902, Congress established a permanent Census Bureau and directed that a census of manufactures be taken every 5 years. The 1905 Manufactures Census was the first time a census was taken apart from the regular every-10-year population census.

The first census of business was taken in 1930, covering 1929. Initially it covered retail and wholesale trade and construction industries, but it was broadened in 1933 to include some of the service trades.

The 1954 Economic Census was the first census to be fully integrated—providing comparable census data across economic sectors, using consistent time periods, concepts, definitions, classifications, and reporting units. It was the first census to be taken by mail, using lists of firms provided by the administrative records of other Federal agencies. Since 1963, administrative records also have been used to provide basic statistics for very small firms, reducing or eliminating the need to send them census questionnaires. The Enterprise Statistics Program, which publishes combined data from the economic census, was made possible with the implementation of the integrated census program in 1954.

The range of industries covered in the economic censuses has continued to expand. The census of construction industries began on a regular basis in 1967, and the scope of service industries was broadened in 1967, 1977, and 1987. The census of transportation began in 1963 as a set of surveys covering travel, transportation of commodities, and trucks, but expanded in 1987 to cover business establishments in several transportation industries. For 1992, these statistics are incorporated into a broadened census of transportation, communications, and utilities. Also new for 1992 is the census of financial, insurance, and real estate industries. This is part of a gradual expansion in coverage of industries previously subjected to government regulation.

The Survey of Minority-Owned Business Enterprises was first conducted as a special project in 1969 and was incorporated into the economic census in 1972 along with the Survey of Women-Owned Businesses.

An economic census has also been taken in Puerto Rico since 1909, in the Virgin Islands of the United States and Guam since 1958, and in the Commonwealth of the Northern Mariana Islands since 1982.

Statistical reports from the 1987 and earlier censuses provide historical figures for the study of long-term time series and are available in some large libraries. All of the census data published since 1967 are still available for sale on microfiche from the Census Bureau.

## AVAILABILITY OF MORE FREQUENT ECONOMIC DATA

While the census provides complete enumerations every 5 years, there are many needs for more frequent data as well. The Census Bureau conducts a number of monthly, quarterly, and annual surveys, with the results appearing in publication series such as Current Business Reports (retail and wholesale trade and service industries), the Annual Survey of Manufactures, Current Industrial Reports, and the Quarterly Financial Report. Most of these surveys, while providing more frequent observations, yield less kind-of-business and geographic detail than the census. The County Business Patterns program offers annual statistics on the number of establishments, employment, and payroll classified by industry within each county.

## SOURCES FOR MORE INFORMATION

More information about the scope, coverage, classification system, data items, and publications for each of the economic censuses and related surveys is published in the *Guide to the 1992 Economic Census and Related Statistics*. More information on the methodology, procedures, and history of the census will be published in the *History of the 1992 Economic Census*. Contact Customer Services for information on availability.

# Census of Service Industries

## GENERAL

The 1992 Census of Service Industries, part of the 1992 Economic Census, covered service industries as defined in Division I of the *Standard Industrial Classification Manual: 1987*<sup>1</sup> (SIC), except Elementary and Secondary Schools (SIC 821), Colleges, Universities, Professional Schools, and Junior Colleges (SIC 822), Labor Unions and Similar Labor Organizations (SIC 863), Political Organizations (SIC 865), Religious Organizations (SIC 866), and Private Households (SIC 881). The census also excluded governmental establishments classified in the covered industries, except for government-operated hospitals which were included.

Data are presented for establishments in the following classifications:

SIC code	Title
70	Hotels, rooming houses, camps, and other lodging places
72	Personal services
73	Business services
75	Automotive repair, services, and parking
76	Miscellaneous repair services
78	Motion pictures
79	Amusement and recreation services
80	Health services
81	Legal services
823, 4, 9	Selected educational services
83	Social services
84	Museums, art galleries, and botanical and zoological gardens
861, 2, 4, 9	Selected membership organizations
87	Engineering, accounting, research, management, and related services
89	Services, not elsewhere classified

This series of reports presents data for service establishments of firms subject to Federal income tax and (in separate tables) of firms which are exempt from Federal income tax under provisions of the Internal Revenue Code. Only establishments with some payroll during the year are included. For a more detailed explanation, see appendix A.

<sup>1</sup>*Standard Industrial Classification Manual: 1987*. For sale by Superintendent of Documents, U.S. Government Printing Office, Washington, DC 20402. Stock No. 041-001-00314-2.

Many of the "kinds of business or operation" included in this report are not thought of as commercial businesses, and the terms (such as "business," "establishment," and "firm") used to describe them may not be descriptive of such services, particularly for not-for-profit and professional services. However, these terms are applied to all "kinds of business or operation" in order to maintain conformity in the measures of the production and delivery of goods and services and in the presentation of data.

The basic tabulations in this report do not include data for establishments which are auxiliary (primary function is providing a service, such as warehousing or bookkeeping) to service establishments within the same organization. Data for auxiliaries are presented in a subsequent report issued as part of the 1992 Enterprise Statistics reports.

For the 1992 Census of Service Industries, large- and medium-size firms, plus all firms known to operate more than one establishment, were sent questionnaires to be completed and returned to the Census Bureau by mail. For most very small firms, including those with no paid employees, data from existing administrative records of other Federal agencies were used instead. These records provided basic information on location, kind of business, receipts, payroll, number of employees, and legal form of organization. In addition, more detailed information for selected kinds of business was obtained on the various questionnaires.

Appendix A gives a more detailed explanation of census coverage and methodology.

## CENSUS DISCLOSURE RULES

In accordance with Federal law governing census reports, no data are published that would disclose the operations of an individual establishment or business. However, the number of establishments in a kind-of-business classification is not considered a disclosure, so this information may be released even though other information is withheld.

## GEOGRAPHIC AREAS COVERED

This report series presents data for the following areas:

1. The United States as a whole.
2. Each State and the District of Columbia.

3. Each consolidated metropolitan statistical area (CMSA) and primary metropolitan statistical area (PMSA) defined by the Office of Management and Budget (OMB) as of June 30, 1993. A CMSA is an area used to facilitate the presentation and analysis of data for large concentrations of metropolitan populations. It includes two or more contiguous PMSA's which have a population of at least 1,000,000<sup>2</sup> and which meet specific criteria of urban character and of social and economic integration.
4. Each metropolitan statistical area (MSA) defined by the OMB as of June 30, 1993. An MSA is an integrated economic and social unit with a population nucleus of at least 50,000 inhabitants.<sup>2</sup> Each MSA consists of one or more counties meeting standards of metropolitan character; in New England, cities and towns rather than counties are the component geographic units.
5. The area within the State outside metropolitan areas (MA's).
6. Each county or county equivalent.<sup>3</sup> Counties are the primary divisions of States, except in Louisiana where they are called parishes and in Alaska where they are called boroughs and census areas. Maryland, Missouri, Nevada, and Virginia have one place or more that is independent of any county organization and constitutes primary divisions of their States. These places are treated as counties and as places.
7. Each consolidated city.<sup>3</sup> Consolidated cities are consolidated governments which consist of separately incorporated municipalities.
8. Each municipality of 2,500 inhabitants or more incorporated as a city, borough, village, or town.<sup>2 3</sup>  
  
For the economic census, boroughs and census areas in Alaska and boroughs in New York are not included in this category.
9. Special economic urban areas (SEUA's), which include townships in Michigan, New Jersey, and Pennsylvania, and towns in New York, Wisconsin, and the six New England States with 10,000 inhabitants or more.<sup>2</sup>

## DOLLAR VALUES

All dollar values presented in this report are expressed in current dollars, i.e., 1992 data are expressed in 1992 dollars and 1987 data in 1987 dollars. Consequently, when making comparisons to prior years, users of the data should consider the inflation that has occurred.

## RELIABILITY OF DATA

All data compiled in this report originated from either census questionnaires or administrative records of other Federal agencies and, therefore, are not subject to sampling errors. However, the data are subject to nonsampling

<sup>2</sup>According to the 1990 Census of Population or subsequent special census.

<sup>3</sup>Those defined as of January 1, 1992.

errors. Nonsampling errors can be attributed to many sources: inability to identify all cases in the actual universe; definition and classification difficulties; differences in the interpretation of questions; errors in recording or coding the data obtained; and other errors of collection, response, coverage, processing, and estimation for missing or misreported data.

The accuracy of these tabulated data is determined by the joint effects of the various nonsampling errors. No direct measurement of these effects has been obtained except for estimation for missing or misreported data; however, precautionary steps were taken in all phases of the collection, processing, and tabulation of the data in an effort to minimize the effects of nonsampling errors.

The Bureau of the Census obtains on computer tape limited information extracted from administrative records of other Federal agencies. This information is used in conjunction with other information available to the Census Bureau to develop estimates for nonemployers, small employers, and other establishments for which responses were not received in time for publication. For an indication of the extent that data included in these reports were obtained from the administrative records of other Federal agencies and from estimation, rather than reports directly from respondents, see appendix E. Also, see appendix A for a more detailed explanation of census coverage and methodology.

## SPECIAL TABULATIONS

Special tabulations of data collected in the 1992 Census of Service Industries may be obtained, depending on availability of time and personnel, on diskette, computer tape, or in tabular form. The data will be in summary form and subject to the same rules prohibiting disclosure of confidential information (including name, address, kind of business, or other data for individual business establishments or companies) as are the regular publications.

Special tabulations are prepared on a cost basis. A request for a cost estimate, as well as exact specifications on the type and format of the data to be provided, should be directed to the Chief, Services Division, Bureau of the Census, Washington, DC 20233.

To discuss a special tabulation before submitting specifications, call 1-800-541-8345.

## ABBREVIATIONS AND SYMBOLS

The following abbreviations and symbols are used in this publication:

- \* See kind-of-business descriptions for SIC 72 and SIC 7384 in appendix A for treatment of plant outlets.
- Represents zero.
- (D) Withheld to avoid disclosing data for individual companies; data are included in broader kind-of-business totals.



(IC)	Independent city.	<b>Symbol</b>	<b>Employment Size</b>
(NA)	Not available.		
(X)	Not applicable.	AA	0–19
CMSA	Consolidated metropolitan statistical area.	BB	20–99
MA	Metropolitan area.	CC	100–249
MSA	Metropolitan statistical area.	EE	250–499
n.e.c.	Not elsewhere classified.	FF	500–999
PMSA	Primary metropolitan statistical area.	GG	1,000–2,499
pt.	Part.	HH	2,500–4,999
r	Revised.	II	5,000–9,999
SIC	Standard Industrial Classification.	JJ	10,000–24,999

The following symbols are used in this publication to show employment size ranges for employment data that have been withheld to avoid disclosing data for individual companies (employment size range codes are provided for the first time in the 1992 Economic Census):

KK	25,000–49,999
LL	50,000–99,999
MM	100,000 or more

# Users' Guide for Locating Statistics in This Report by Table Number

Information shown in tables	Table															
	1a	1b	2a	2b	3a	3b	4	5	6	7a	7b	8a	8b	9	10	
<b>GEOGRAPHIC AREAS</b>																
The State .....	X	X	X	X	X	X	X								X	X
CMSA's and MSA's in the State .....										X	X					
PMSA's in the State .....										X	X					
Area of the State not in any CMSA, PMSA, or MSA .....												X	X			
Counties in the State .....							X		X							X
Places in the State .....							X	X						X		
<b>DATA ITEMS</b>																
Establishments .....	X	X			X	X	X	X	X	X	X	X	X	X		X
Receipts .....	X				X	X	X	X	X	X	X	X	X	X	X	X
Revenue .....		X									X		X			
Expenses .....						X										
Annual payroll .....	X	X			X	X	X	X	X	X	X	X	X	X		
First-quarter payroll .....	X	X					X	X	X	X	X	X	X			
Paid employees for pay period including March 12, 1992 .....	X	X			X	X	X	X	X	X	X	X	X			
1987 to 1992 comparative statistics .....					X	X										
Receipts per establishment .....			X													
Revenue per establishment .....				X												
Expenses per establishment .....				X												
Receipts per employee .....			X													
Revenue per employee .....				X												
Expenses per employee .....				X												
Annual payroll per employee .....			X	X												
Employees per establishment .....			X	X												
Counties ranked by volume of receipts .....																X
Places ranked by volume of receipts .....														X		

# Users' Guide for Locating Statistics in the 1992 Census of Service Industries Reports

Report and geographic area	Information shown in reports by kind of business or industry category										
	Number of establishments	Receipts/Revenue (\$1,000)	Payroll (\$1,000)	Number of employees	Selected ratios	Receipts/revenue lines	Receipts size and employment size of establishments and firms	Concentration ratios of largest firms	Single units and multi-units	Legal form of organization	Selected topics
<b>GEOGRAPHIC AREA SERIES</b>											
United States .....	X	X	X	X	X						
State .....	X	X	X	X	X						
CMSA, PMSA, MSA .....	X	X	X	X							
County .....	X	X	X	X							
Place .....	X	X	X	X							
<b>NONEMPLOYER STATISTICS SERIES</b>											
United States .....	X	X									
State .....	X	X									
CMSA, PMSA, MSA .....	X	X									
County .....	X	X									
Place .....	X	X									
<b>ESTABLISHMENT AND FIRM SIZE (INCLUDING LEGAL FORM OF ORGANIZATION)</b>											
United States .....	X	X	X	X			X	X	X	X	
<b>CAPITAL EXPENDITURES, DEPRECIABLE ASSETS, AND OPERATING EXPENSES</b>											
United States .....		X	X								X
<b>RECEIPTS/REVENUE LINES</b>											
United States .....	X	X				X					
State .....	X	X				X					
CMSA, PMSA, MSA .....	X	X				X					
<b>HOTELS, MOTELS, AND OTHER LODGING PLACES</b>											
United States .....	X	X	X	X		X					X
State .....	X	X	X	X		X					X
CMSA, PMSA, MSA .....	X	X				X					X

Report and geographic area	Information shown in reports by kind of business or industry category										
	Number of establishments	Receipts/Revenue (\$1,000)	Payroll (\$1,000)	Number of employees	Selected ratios	Receipts/revenue lines	Receipts size and employment size of establishments and firms	Concentration ratios of largest firms	Single units and multi-units	Legal form of organization	Selected topics
<b>ZIP CODES</b>											
United States .....	X	X	X	X							
State .....	X	X	X	X							
<b>MISCELLANEOUS SUBJECTS</b>											
United States .....	X	X	X	X							X
State .....	X	X									X
CMSA, PMSA, MSA .....	X	X									X

# Contents

## Louisiana

[Page numbers listed here omit the prefix that appears as part of the number of each page]

	Page
Introduction to the Economic Census .....	III
Census of Service Industries .....	V
Users' Guide for Locating Statistics in This Report by Table Number .....	VIII
Users' Guide for Locating Statistics in the 1992 Census of Service Industries Reports ...	IX
Summary of Findings .....	2

### FIGURES

1. Percent Change in Receipts and Annual Payroll for Establishments of Firms Subject to Federal Income Tax: 1987 to 1992 .....	3
2. Annual Payroll per Employee for Establishments of Firms Subject to Federal Income Tax: 1992 and 1987 .....	4
Maps .....	5

### TABLES

1a. Summary Statistics for Firms Subject to Federal Income Tax for the State: 1992 ..	7
1b. Summary Statistics for Firms Exempt From Federal Income Tax for the State: 1992 .....	11
2a. Selected Ratios for Firms Subject to Federal Income Tax for the State: 1992 .....	12
2b. Selected Ratios for Firms Exempt From Federal Income Tax for the State: 1992 ..	15
3a. Comparative Statistics for Firms Subject to Federal Income Tax for the State: 1992 and 1987 .....	15
3b. Comparative Statistics for Firms Exempt From Federal Income Tax for the State: 1992 and 1987 .....	19
4. Summary Statistics for Firms Subject to Federal Income Tax for Parishes and for Places With 2,500 Inhabitants or More: 1992 .....	20
5. Summary Statistics for Firms Subject to Federal Income Tax for Places With 350 Establishments or More: 1992 .....	26
6. Summary Statistics for Firms Subject to Federal Income Tax for Parishes With 350 Establishments or More: 1992 .....	41
7a. Summary Statistics for Firms Subject to Federal Income Tax for Metropolitan Areas: 1992 .....	63
7b. Summary Statistics for Firms Exempt From Federal Income Tax for Metropolitan Areas: 1992 .....	79
8a. Summary Statistics for Firms Subject to Federal Income Tax for the Area Outside Metropolitan Areas: 1992 .....	82
8b. Summary Statistics for Firms Exempt From Federal Income Tax for the Area Outside Metropolitan Areas: 1992 .....	85
9. Places With 2,500 Inhabitants or More Ranked by Volume of Receipts of Firms Subject to Federal Income Tax: 1992 .....	86
10. Parishes Ranked by Volume of Receipts of Firms Subject to Federal Income Tax: 1992 .....	86

### APPENDIXES

A. General Explanation .....	A-1
B. Sample Report Form and Instructions .....	B-1
C. Kind-of-Business Titles and Reporting-Form Numbers .....	C-1
D. Metropolitan Areas .....	D-1
E. Percent of Receipts/Revenue Based on Administrative Records and Estimation for the State: 1992 .....	E-1
F. Geographic Notes .....	F-1
G. Establishments in Business Any Time During Year and Establishments in Business at End of Year for the State: 1992 and 1987 .....	G-1

Publication Program .....

Inside back cover

## Summary of Findings

---

### FIRMS SUBJECT TO FEDERAL INCOME TAX

Data from the 1992 Census of Service Industries show that Louisiana's 27,119 service industries establishments of firms with payroll that were subject to Federal income tax had receipts totaling \$16.1 billion. The 1992 data represent an increase of 56.9 percent in receipts for the State since 1987.

For establishments with payroll in 1992, receipts of offices and clinics of medical doctors totaled \$2.4 billion, compared with \$1.6 billion in 1987. Other leading service kinds of business in 1992 were legal services with \$1.7 billion in receipts, hospitals with \$1.2 billion, and hotels and motels with \$876.1 million.

There were 296,476 paid employees (full- and part-time) working in service industries in the State as of mid-March 1992, compared with 240,551 employees in 1987. Large employers included help supply services with 31,365 employees, nursing and personal care facilities with 24,613 employees, and offices and clinics of doctors of medicine with 22,964 employees.

### ORGANIZATIONS EXEMPT FROM FEDERAL INCOME TAX

Data for the census show that Louisiana's 2,557 service industries establishments of firms and other organizations with payroll that were exempt from Federal income tax had revenue totaling \$5.6 billion and expenses of \$5.3 billion in 1992. The 1992 data represent an increase of 64.1 percent in expenses since 1987.

For establishments with payroll in 1992, revenue of hospitals totaled \$4.5 billion, compared with \$2.7 billion in 1987. Other leading classifications in 1992 were individual and family social services with revenue of \$164.9 million, and nursing and personal care facilities with \$150.6 million.

There were 110,093 paid employees (full- and part-time) as of mid-March 1992, compared with 87,490 employees in 1987. Hospitals had 77,389 employees; nursing and personal care facilities, 6,257 employees; and individual and family social services, 5,538 employees.

Figure 1. **Percent Change in Receipts and Annual Payroll for Establishments of Firms Subject to Federal Income Tax: 1987 to 1992**

(Includes only establishments with payroll. For meaning of abbreviations and symbols, see introductory text)

Receipts   
Payroll 

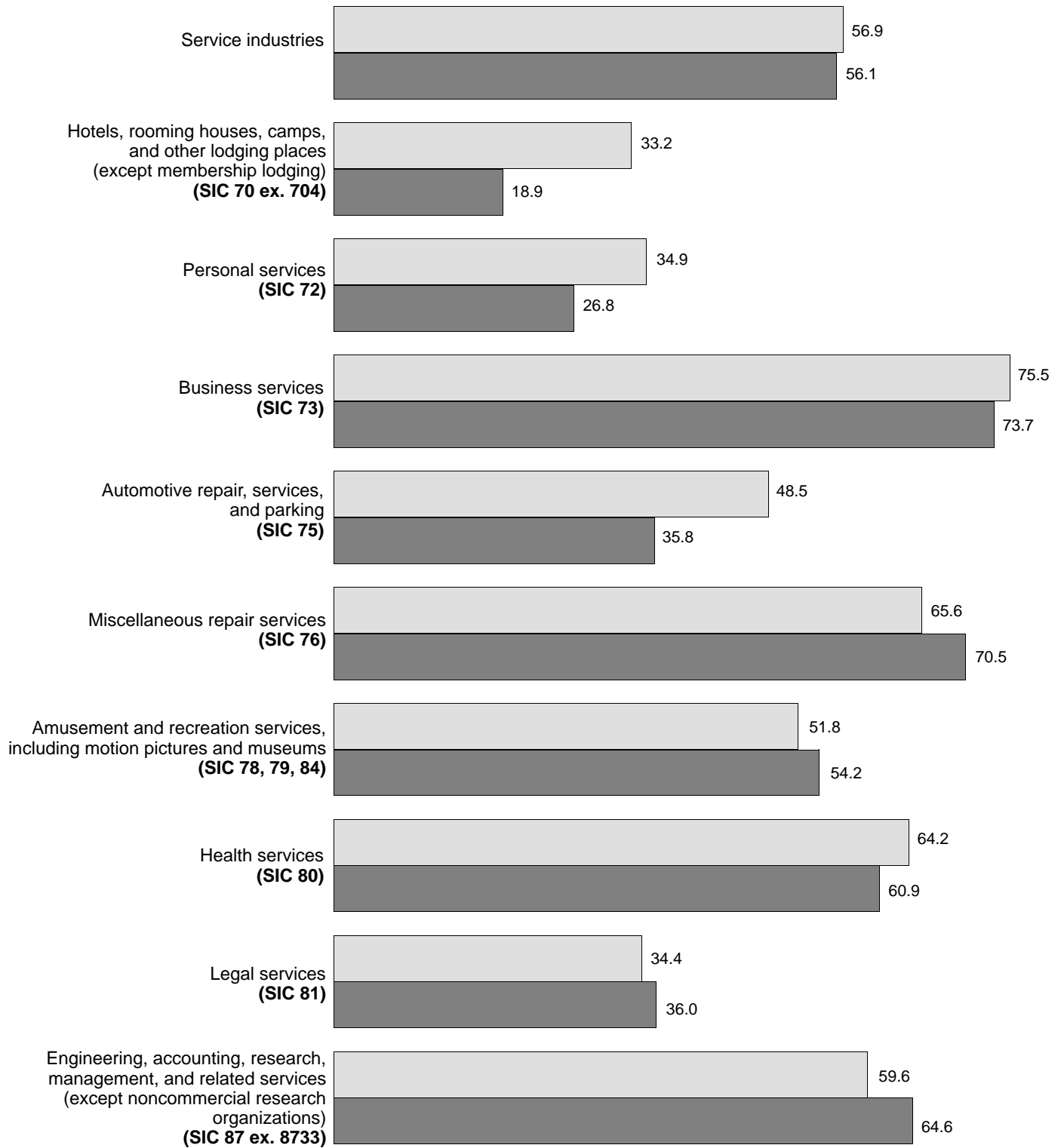


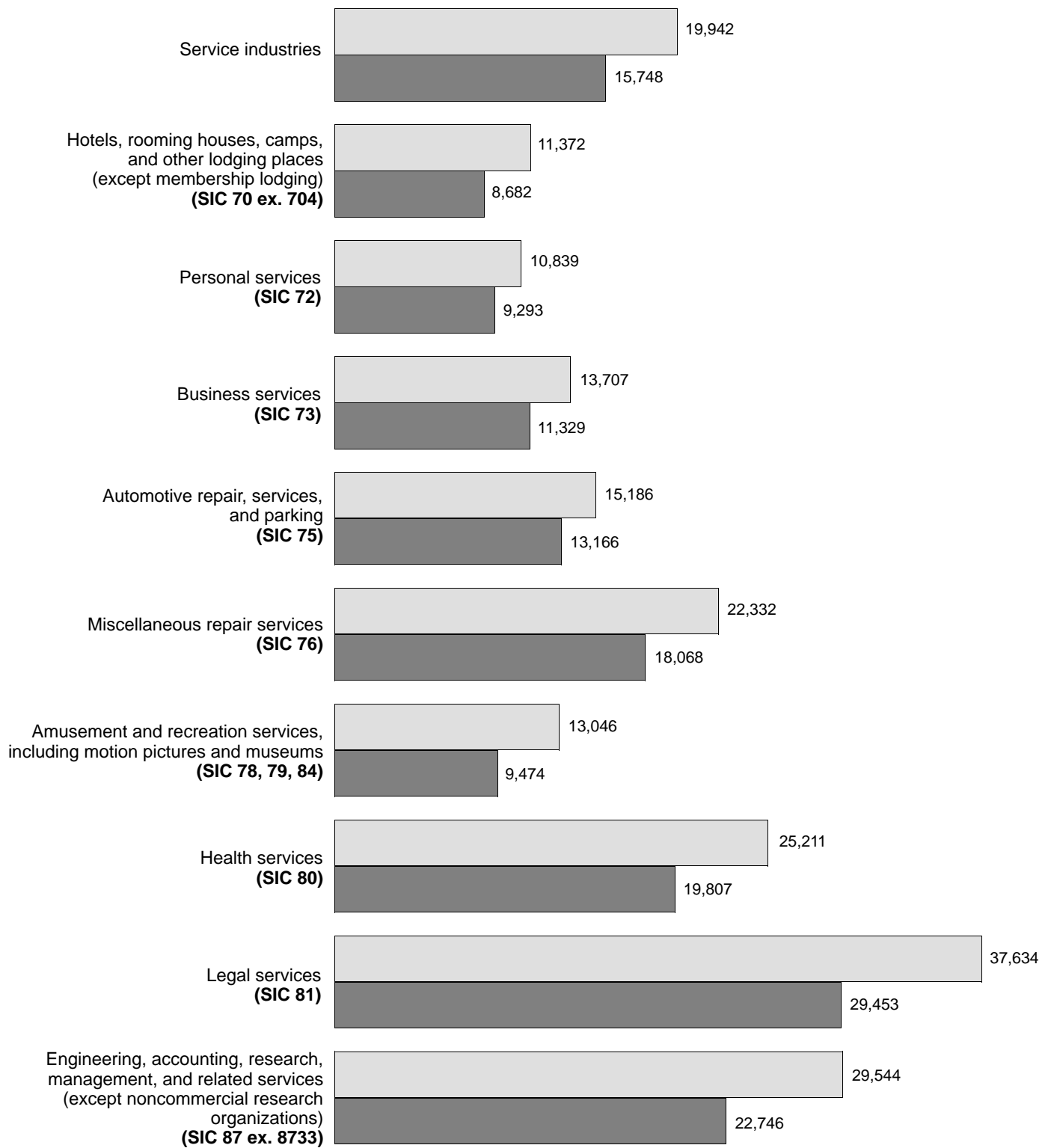


Figure 2. **Annual Payroll per Employee for Establishments of Firms Subject to Federal Income Tax: 1992 and 1987**

(In dollars. For meaning of abbreviations and symbols, see introductory text)

1992   
1987 







**Table 1a. Summary Statistics for Firms Subject to Federal Income Tax for the State: 1992**

[Includes only establishments with payroll. For meaning of abbreviations and symbols, see introductory text. For explanation of terms and comparability of 1987 and 1992 censuses, see appendix A]

SIC code	Kind of business or operation	Establishments (number)	Receipts (\$1,000)	Annual payroll (\$1,000)	First-quarter payroll (\$1,000)	Paid employees for pay period including March 12 (number)
<b>Total</b>	<b>-----</b>	<b>27 119</b>	<b>16 066 946</b>	<b>5 912 198</b>	<b>1 322 303</b>	<b>296 476</b>
<b>70 ex. 704</b>	<b>Hotels, rooming houses, camps, and other lodging places (except membership lodging) -----</b>	<b>535</b>	<b>883 437</b>	<b>231 049</b>	<b>58 088</b>	<b>20 318</b>
	Hotels and motels -----	486	876 060	229 503	57 775	20 114
7011	Hotels -----	244	740 425	198 972	50 791	16 508
7011 pt.	Hotels, 25 guestrooms or more -----	211	733 262	197 245	50 383	16 266
7011 pt.	Hotels, less than 25 guestrooms -----	33	7 163	1 727	408	242
7011 pt.	Motels, motor hotels, and tourist courts -----	242	135 635	30 531	6 984	3 606
7011 pt.	Motels, tourist courts -----	192	78 985	17 533	3 944	2 230
7011 pt.	Motor hotels -----	50	56 650	12 998	3 040	1 376
702, 3	Other lodging places -----	49	7 377	1 546	313	204
702	Rooming and boarding houses -----	12	1 406	272	68	38
703	Camps and recreational vehicle parks -----	37	5 971	1 274	245	166
7032	Sporting and recreational camps -----	11	760	138	18	19
7033	Recreational vehicle parks and campsites -----	26	5 211	1 136	227	147
<b>72</b>	<b>Personal services -----</b>	<b>2 377</b>	<b>548 346</b>	<b>175 751</b>	<b>42 950</b>	<b>16 214</b>
721	Laundry, cleaning, and garment services -----	719	215 975	70 652	16 981	6 369
7211	Power laundries, family and commercial* -----	36	11 634	4 128	960	387
7213	Linen supply* -----	14	26 329	9 123	2 127	714
7215	Coin-operated laundries and drycleaning -----	120	22 783	4 060	985	489
7215 pt.	Coin-operated laundries and drycleaning stores -----	116	(D)	(D)	(D)	EE
7215 pt.	Coin-operated laundry routes -----	4	(D)	(D)	(D)	BB
7216	Drycleaning plants, except rug cleaning* -----	379	80 484	30 243	7 332	3 031
7217	Carpet and upholstery cleaning -----	70	11 594	3 939	920	336
7218	Industrial laundries -----	22	54 049	15 943	3 941	1 028
7212, 9	Other laundry, cleaning, and garment services* -----	78	9 102	3 216	716	384
7212	Garment pressing, and agents for laundries and drycleaners -----	29	4 189	1 213	279	157
7219	Laundry and garment services, n.e.c.* -----	49	4 913	2 003	437	227
722	Photographic studios, portrait -----	148	39 375	10 037	2 167	874
723, 4	Beauty and barber shops -----	901	108 432	43 477	10 483	4 077
723	Beauty shops -----	841	101 901	41 524	10 021	3 896
724	Barber shops -----	60	6 531	1 953	462	181
725	Shoe repair shops and shoeshine parlors -----	53	4 352	1 248	289	115
726	Funeral service and crematories -----	269	128 318	34 307	8 006	2 011
729	Miscellaneous personal services -----	287	51 894	16 030	5 024	2 768
7291	Tax return preparation services -----	115	(D)	(D)	(D)	GG
7299	Miscellaneous personal services, n.e.c. -----	172	(D)	(D)	(D)	FF
7299 pt.	Massage parlors, tanning salons, and saunas -----	23	(D)	(D)	(D)	BB
7299 pt.	Other personal services -----	149	(D)	(D)	(D)	FF
7299 pt.	Diet and weight reducing services -----	39	14 676	3 770	864	375
7299 pt.	Formal wear rental -----	45	9 375	2 541	552	195
7299 pt.	Other personal services, n.e.c. -----	65	(D)	(D)	(D)	EE
<b>73</b>	<b>Business services -----</b>	<b>4 031</b>	<b>2 871 536</b>	<b>1 112 038</b>	<b>260 814</b>	<b>81 130</b>
731	Advertising -----	233	133 882	37 505	8 996	1 900
7311	Advertising agencies -----	164	64 584	19 212	4 406	929
7312	Outdoor advertising services -----	31	27 615	5 285	1 379	243
7313	Radio, television, publishers' advertising representatives -----	25	36 782	11 732	2 887	432
7313 pt.	Radio, television advertising representatives -----	10	7 899	2 788	691	138
7313 pt.	Publishers' advertising representatives -----	15	28 883	8 944	2 196	294
7319	Advertising, n.e.c. -----	13	4 901	1 276	324	296
732	Consumer credit reporting agencies, mercantile reporting agencies, and adjustment and collection agencies -----	144	83 554	31 133	7 211	1 679
7322	Adjustment and collection services -----	119	61 675	25 320	5 641	1 319
7323	Credit reporting services -----	25	21 879	5 813	1 570	360
733	Mailing, reproduction, commercial art and photography, and stenographic services -----	324	105 398	27 643	6 534	1 775
7331	Direct mail advertising services -----	18	(D)	(D)	(D)	CC
7331 pt.	Mailing list compilers, brokers, and managers -----	5	(D)	(D)	(D)	BB
7334	Direct mail advertising services, except mailing list services -----	13	2 978	754	197	60
7334 pt.	Photocopying and duplicating services -----	73	51 595	12 757	3 004	762
7334 pt.	Blueprinting and photocopying services -----	67	50 542	12 479	2 936	747
7334 pt.	Duplicating services, except printing and photocopying -----	6	1 053	278	68	15
7335, 6	Commercial photography, art, and graphics -----	112	(D)	(D)	(D)	EE
7335	Commercial photography -----	39	(D)	(D)	(D)	CC
7336	Commercial art and graphic design -----	73	14 532	4 082	882	212
7336 pt.	Commercial art -----	17	4 014	1 011	235	57
7336 pt.	Graphic arts and related design -----	56	10 518	3 071	647	155
7338	Secretarial and court reporting services -----	121	27 933	7 618	1 860	522
734	Services to dwellings and other buildings -----	745	253 395	112 303	26 198	12 694
7342	Disinfecting and pest control services -----	265	79 413	30 215	6 619	1 707
7349	Building cleaning and maintenance services, n.e.c. -----	480	173 982	82 088	19 579	10 987
735	Miscellaneous equipment rental and leasing -----	675	812 302	219 607	52 107	8 927
7352	Medical equipment rental and leasing -----	52	31 988	7 027	1 707	371
7353	Heavy construction equipment rental and leasing -----	111	127 640	38 078	8 371	1 688
7353 pt.	Rental and leasing of heavy construction equipment without operators -----	57	46 728	11 792	2 609	423
7353 pt.	Rental and leasing of heavy construction equipment with operators -----	54	80 912	26 286	5 762	1 265
7359	Equipment rental and leasing, n.e.c. -----	512	652 674	174 502	42 029	6 868
7359 pt.	Equipment rental -----	463	543 004	153 956	37 327	6 177
7359 pt.	Rent-to-own -----	98	47 002	9 452	2 217	555
7359 pt.	Equipment rental, except rent-to-own -----	365	496 002	144 504	35 110	5 622
7359 pt.	Equipment leasing, except finance leasing -----	49	109 670	20 546	4 702	691

**Table 1a. Summary Statistics for Firms Subject to Federal Income Tax for the State: 1992—Con.**

[Includes only establishments with payroll. For meaning of abbreviations and symbols, see introductory text. For explanation of terms and comparability of 1987 and 1992 censuses, see appendix A]

SIC code	Kind of business or operation	Establishments (number)	Receipts (\$1,000)	Annual payroll (\$1,000)	First-quarter payroll (\$1,000)	Paid employees for pay period including March 12 (number)
<b>73</b>	<b>Business services—Con.</b>					
736	Personnel supply services -----	439	518 989	355 319	81 420	33 611
7361	Employment agencies -----	126	42 185	22 530	5 062	2 246
7363	Help supply services -----	313	476 804	332 789	76 358	31 365
7363 pt.	Temporary help supply -----	216	326 150	228 739	53 671	24 890
7363 pt.	Help supply, except temporary -----	97	150 654	104 050	22 687	6 475
7363 pt.	Employee leasing -----	58	82 598	57 234	11 811	3 137
7363 pt.	Other help supply services -----	39	68 056	46 816	10 876	3 338
737	Computer programming, data processing, and other computer related services -----	441	312 855	87 798	20 040	3 170
7371, 2, 3	Computer programming, prepackaged software, and integrated systems -----	215	136 786	43 013	9 767	1 448
7371	Computer programming services -----	152	53 564	23 588	5 277	802
7372	Prepackaged software -----	28	49 838	10 957	2 565	383
7373	Computer integrated systems -----	35	33 384	8 468	1 925	263
7374, 5, 6	Data processing services -----	97	95 784	23 277	5 441	1 028
7374, 5	Computer processing, information retrieval -----	93	(D)	(D)	(D)	FF
7374	Computer processing and data preparation and processing services -----	84	68 112	14 693	3 599	694
7375	Information retrieval services -----	9	(D)	(D)	(D)	CC
7376	Computer facilities management services -----	4	(D)	(D)	(D)	CC
7377, 8, 9	Computer rental and leasing, maintenance, and related services, n.e.c. -----	129	80 285	21 508	4 832	694
7377	Computer rental and leasing -----	9	5 567	2 017	453	58
7378	Computer maintenance and repair -----	71	57 101	12 503	2 928	430
7379	Computer related services, n.e.c. -----	49	17 617	6 988	1 451	206
7379 pt.	Computer consultants -----	39	13 073	5 555	1 161	162
7379 pt.	Miscellaneous computer services, n.e.c. -----	10	4 544	1 433	290	44
738	Miscellaneous business services -----	1 030	651 161	240 730	58 308	17 374
7381, 2	Detective agencies and protective services -----	240	191 266	109 765	27 313	9 265
7381	Detective, guard, and armored car services -----	196	150 408	96 524	24 163	8 662
7381 pt.	Detective agencies and guard services -----	181	(D)	(D)	(D)	II
7381 pt.	Armored car services -----	15	(D)	(D)	(D)	CC
7382	Security systems services -----	44	40 858	13 241	3 150	603
7383	News syndicates -----	5	(D)	(D)	(D)	BB
7384	Photofinishing laboratories* -----	104	33 549	8 544	1 862	603
7384 pt.	Photofinishing laboratories, except "one-hour" (mini) labs* -----	39	(D)	(D)	(D)	EE
7384 pt.	One-hour (mini) photofinishing* -----	65	(D)	(D)	(D)	CC
7389	Business services, n.e.c. -----	681	(D)	(D)	(D)	II
7389 pt.	Sign painting shops -----	34	(D)	(D)	(D)	CC
7389 pt.	Interior designing -----	42	11 707	2 043	522	155
7389 pt.	Telephone answering services -----	57	13 275	6 701	1 690	684
7389 pt.	Other business services -----	548	390 636	110 646	26 198	6 511
7389 pt.	Water softening and conditioning services -----	16	(D)	(D)	(D)	BB
7389 pt.	Packaging and labeling services -----	21	18 223	6 375	1 650	420
7389 pt.	Trading stamp services -----	1	(D)	(D)	(D)	AA
7389 pt.	Miscellaneous business services -----	510	369 257	103 324	24 350	6 037
7389 pt.	Convention and trade show services -----	32	46 957	14 446	4 231	1 183
7389 pt.	Private mail centers -----	23	4 921	706	163	84
7389 pt.	Miscellaneous business services, n.e.c. -----	455	317 379	88 172	19 956	4 770
<b>75</b>	<b>Automotive repair, services, and parking -----</b>	<b>2 377</b>	<b>828 196</b>	<b>178 544</b>	<b>42 487</b>	<b>11 757</b>
751	Automotive rental and leasing, without drivers -----	134	216 687	28 007	6 559	1 613
7513	Truck rental and leasing, without drivers -----	52	90 720	9 838	2 306	481
7513 pt.	Truck rental, without drivers -----	31	39 438	2 874	702	195
7513 pt.	Truck leasing, except finance leasing -----	21	51 282	6 964	1 604	286
7514, 5	Passenger car rental and leasing -----	75	122 759	17 117	4 010	1 090
7514	Passenger car rental -----	67	117 796	16 611	3 862	1 064
7515	Passenger car leasing -----	8	4 963	506	148	26
7519	Utility trailer and recreational vehicle rental -----	7	3 208	1 052	243	42
752	Automobile parking -----	189	54 361	8 712	2 153	908
7521 pt.	Parking lots -----	156	30 930	4 339	1 080	484
7521 pt.	Parking structures -----	33	23 431	4 373	1 073	424
753	Automotive repair shops -----	1 779	486 846	122 266	29 243	7 361
7532	Top, body, and upholstery repair shops and paint shops -----	392	129 617	32 995	8 081	2 089
7532 pt.	Top and body repair shops -----	354	118 020	29 733	7 339	1 899
7532 pt.	Paint shops -----	38	11 597	3 262	742	190
7538	General automotive repair shops -----	866	211 562	52 559	12 535	3 142
7538 pt.	General automotive repair shops, except diesel -----	759	158 051	37 820	8 948	2 425
7538 pt.	Diesel repair shops -----	107	53 511	14 739	3 587	717
7533, 4, 6, 7, 9	Other automotive repair shops -----	521	145 667	36 712	8 627	2 130
7533	Automotive exhaust system repair shops -----	96	23 226	5 611	1 292	362
7534	Tire retreading and repair shops -----	30	16 048	2 887	675	150
7536	Automotive glass replacement shops -----	94	30 909	7 040	1 655	381
7537	Automotive transmission repair shops -----	103	23 257	6 410	1 521	382
7539	Automotive repair shops, n.e.c. -----	198	52 227	14 764	3 484	855
7539 pt.	Radiator repair -----	41	12 328	2 739	656	178
7539 pt.	Brake, front end, and wheel alignment -----	59	14 819	4 535	1 085	258
7539 pt.	Automotive electrical and fuel system services -----	66	15 007	4 934	1 189	292
7539 pt.	Carburetor repair shops -----	15	5 060	1 968	469	107
7539 pt.	Automotive electrical repair shops -----	51	9 947	2 966	720	185
7539 pt.	Other automotive repair shops, n.e.c. -----	32	10 073	2 556	554	127
754	Automotive services, except repair -----	275	70 302	19 559	4 532	1 875
7542	Carwashes -----	98	23 337	7 392	1 656	938
7549	Automotive services, except repair and carwashes -----	177	46 965	12 167	2 876	937
7549 pt.	Lubrication shops -----	81	26 033	6 694	1 628	557
7549 pt.	Other automotive services -----	96	20 932	5 473	1 248	380
7549 pt.	Towing services -----	71	14 055	3 683	866	272
7549 pt.	Other automotive services, n.e.c. -----	25	6 877	1 790	382	108

**Table 1a. Summary Statistics for Firms Subject to Federal Income Tax for the State: 1992—Con.**

[Includes only establishments with payroll. For meaning of abbreviations and symbols, see introductory text. For explanation of terms and comparability of 1987 and 1992 censuses, see appendix A]

SIC code	Kind of business or operation	Establishments (number)	Receipts (\$1,000)	Annual payroll (\$1,000)	First-quarter payroll (\$1,000)	Paid employees for pay period including March 12 (number)
<b>76</b>	<b>Miscellaneous repair services -----</b>	<b>1 427</b>	<b>807 490</b>	<b>250 323</b>	<b>61 519</b>	<b>11 209</b>
762	Electrical repair shops -----	425	208 323	68 229	17 064	3 150
7622	Radio and television repair shops -----	109	34 026	10 099	2 501	539
7623, 9	Other electrical and electronic repair shops -----	316	174 297	58 130	14 563	2 611
7623	Refrigeration and air-conditioning service and repair shops -----	118	45 659	11 845	2 602	502
7629	Electrical and electronic repair shops, n.e.c. -----	198	128 638	46 285	11 961	2 109
763	Watch, clock, and jewelry repair -----	22	2 883	604	158	55
764	Reupholstery and furniture repair -----	92	11 420	4 016	919	305
769	Miscellaneous repair and related services -----	888	584 864	177 474	43 378	7 699
7692	Welding repair -----	117	51 842	19 289	5 290	873
7694	Armature rewinding shops -----	55	47 137	14 425	3 514	600
7699	Repair shops and related services, n.e.c. -----	716	485 885	143 760	34 574	6 226
7699 pt.	Farm machinery and equipment repair -----	36	10 916	2 754	606	142
7699 pt.	Lawnmower and other small gasoline engine repair -----	36	7 033	1 055	212	70
7699 pt.	Sewer and septic tank cleaning services -----	26	6 883	1 802	438	127
7699 pt.	Other repair and related services, n.e.c. -----	618	461 053	138 149	33 318	5 887
<b>78, 79, 84</b>	<b>Amusement and recreation services, including motion pictures and museums -----</b>	<b>1 342</b>	<b>607 293</b>	<b>165 462</b>	<b>33 657</b>	<b>12 683</b>
781, 2	Motion picture production, distribution, and services -----	53	16 635	4 736	1 107	224
7812 pt.	Motion picture production, except for television -----	19	4 326	1 245	316	70
7812 pt.	Motion picture and tape production for television -----	17	5 070	1 232	275	52
7819	Services allied to motion picture production -----	12	3 543	1 202	266	48
7822 pt.	Motion picture film and tape distributors -----	3	(D)	(D)	(D)	BB
7822 pt.	Motion picture film exchanges -----	2	(D)	(D)	(D)	BB
7822 pt.	Video tape wholesalers -----	1	(D)	(D)	(D)	AA
7822 pt.	Film and tape distribution for television -----	1	(D)	(D)	(D)	AA
7829	Services allied to motion picture distribution -----	1	(D)	(D)	(D)	AA
783	Motion picture theaters -----	85	73 717	10 404	2 351	1 253
7832	Motion picture theaters, except drive-in -----	83	(D)	(D)	(D)	GG
7833	Drive-in motion picture theaters -----	2	(D)	(D)	(D)	BB
784	Video tape rental -----	306	63 070	11 335	2 720	1 650
792	Theatrical producers (except motion picture), bands, orchestras, and entertainers -----	69	31 928	6 485	1 157	536
7922	Theatrical producers (except motion picture) and miscellaneous theatrical services -----	25	20 303	2 844	356	162
7922 pt.	Producers of live theatrical productions -----	5	1 204	221	44	15
7922 pt.	Producers of radio and television shows, except tape producers -----	2	(D)	(D)	(D)	AA
7922 pt.	Artists' and entertainers' managers or agents, concert bureaus, booking agents -----	10	(D)	(D)	(D)	BB
7922 pt.	Other theatrical services -----	8	762	391	63	99
7929	Bands, orchestras, actors, and other entertainers and entertainment groups -----	44	11 625	3 641	801	374
7929 pt.	Dance groups and artists -----	-	-	-	-	-
7929 pt.	Symphony orchestras, opera companies, and chamber music organizations -----	1	(D)	(D)	(D)	BB
7929 pt.	Other music and entertainment presentations -----	43	(D)	(D)	(D)	EE
7929 pt.	Other music groups and artists -----	31	9 345	3 180	633	270
7929 pt.	Other entertainers and entertainment groups -----	12	(D)	(D)	(D)	BB
793	Bowling centers -----	46	25 705	7 305	1 814	923
79 ex. 792, 3, 84	Commercial sports and other amusement and recreation services, including museums -----	783	396 238	125 197	24 508	8 097
794	Commercial sports -----	54	140 045	67 511	12 982	2 606
7941	Professional sports clubs, managers, promoters -----	10	37 002	39 074	6 784	394
7941 pt.	Baseball clubs -----	2	(D)	(D)	(D)	BB
7941 pt.	Football clubs -----	1	(D)	(D)	(D)	EE
7941 pt.	Other professional sports clubs -----	-	-	-	-	-
7941 pt.	Managers and promoters -----	7	(D)	(D)	(D)	BB
7948	Racing, including track operation -----	44	103 043	28 437	6 198	2 212
7948 pt.	Auto racetrack operation -----	3	(D)	(D)	(D)	AA
7948 pt.	Horse racetrack operation -----	6	93 821	25 503	5 393	1 920
7948 pt.	Dog racetrack operation -----	-	-	-	-	-
7948 pt.	Racing stables and racing, n.e.c. -----	35	(D)	(D)	(D)	EE
79 ex. 792, 3, 4, 84	Other amusement and recreation services, including museums -----	729	256 193	57 686	11 526	5 491
791	Dance studios, schools, and halls -----	69	5 682	1 330	317	254
7991	Physical fitness facilities -----	130	37 306	12 044	2 804	1 556
7991 pt.	Physical fitness centers, except gymnasiums and athletic clubs -----	105	29 895	10 068	2 288	1 282
7991 pt.	Gymnasiums and athletic clubs -----	25	7 411	1 976	516	274
7992	Public golf courses -----	18	4 787	1 181	277	103
7993	Coin-operated amusement devices -----	103	48 536	7 580	1 061	360
7996	Amusement parks -----	13	8 145	2 475	396	263
7997	Membership sports and recreation clubs -----	109	38 182	12 170	2 529	993
7999, 84	Amusement and recreation services, including museums, n.e.c. -----	287	113 555	20 906	4 142	1 962
7999 pt.	Concession operators of amusement devices and rides -----	18	5 157	1 121	153	102
7999 pt.	Carnivals, circuses, and fairs -----	12	4 612	290	64	55
7999 pt.	Carnivals and circuses -----	10	(D)	(D)	(D)	BB
7999 pt.	Fairs -----	2	(D)	(D)	(D)	AA
7999 pt., 84	Other recreation and amusements, including museums -----	257	103 786	19 495	3 925	1 805
84	Museums, art galleries, and botanical and zoological gardens -----	10	2 001	891	200	106
841	Museums and art galleries -----	9	(D)	(D)	(D)	CC
842	Arboreta and botanical or zoological gardens -----	1	(D)	(D)	(D)	AA
7999 pt.	Roller skating rinks -----	25	4 110	892	221	142
7999 pt.	Ice skating rinks -----	-	-	-	-	-
7999 pt.	Other amusement and recreation services, n.e.c. -----	222	97 675	17 712	3 504	1 557

**Table 1a. Summary Statistics for Firms Subject to Federal Income Tax for the State: 1992—Con.**

[Includes only establishments with payroll. For meaning of abbreviations and symbols, see introductory text. For explanation of terms and comparability of 1987 and 1992 censuses, see appendix A]

SIC code	Kind of business or operation	Establishments (number)	Receipts (\$1,000)	Annual payroll (\$1,000)	First-quarter payroll (\$1,000)	Paid employees for pay period including March 12 (number)
<b>80</b>	<b>Health services</b> .....	<b>6 822</b>	<b>5 526 879</b>	<b>2 176 174</b>	<b>467 472</b>	<b>86 320</b>
801	Offices and clinics of doctors of medicine .....	3 293	2 411 609	1 075 571	212 911	22 964
8011 pt.	Offices of doctors of medicine .....	3 213	2 308 539	1 037 704	205 334	21 828
8011 pt.	General medical clinics .....	80	103 070	37 867	7 577	1 136
802	Offices and clinics of dentists .....	1 548	409 110	136 401	29 474	7 073
8021 pt.	Offices of dentists .....	1 541	402 853	135 330	29 240	7 011
8021 pt.	Dental clinics .....	7	6 257	1 071	234	62
803	Offices and clinics of doctors of osteopathy .....	6	1 804	390	79	17
8031 pt.	Offices of osteopathic physicians .....	6	1 804	390	79	17
8031 pt.	Osteopathic clinics .....	-	-	-	-	-
804	Offices and clinics of other health practitioners .....	852	201 262	66 259	14 933	3 209
8041	Offices and clinics of chiropractors .....	284	58 506	16 581	3 889	933
8042	Offices and clinics of optometrists .....	196	48 393	13 470	2 728	743
8043	Offices and clinics of podiatrists .....	48	13 876	4 081	893	176
8049	Offices and clinics of health practitioners, n.e.c. ....	324	80 487	32 127	7 423	1 357
805	Nursing and personal care facilities .....	295	619 591	253 933	60 438	24 613
8051	Skilled nursing care facilities .....	201	460 535	189 472	44 693	18 269
8052	Intermediate care facilities .....	72	127 718	52 097	12 396	5 116
8059	Nursing and personal care facilities, n.e.c. ....	22	31 338	12 364	3 349	1 228
806	Hospitals .....	72	1 208 855	398 347	97 027	16 962
8062	General medical and surgical hospitals .....	40	940 812	309 054	74 123	12 637
8063, 9	Specialty hospitals .....	32	268 043	89 293	22 904	4 325
8063	Psychiatric hospitals .....	26	167 996	55 875	14 713	3 106
8069	Specialty hospitals, except psychiatric .....	6	100 047	33 418	8 191	1 219
807, 8, 9	Other health services .....	756	674 648	245 273	52 610	11 482
807	Medical and dental laboratories .....	222	173 763	55 222	12 661	2 362
8071	Medical laboratories .....	136	154 851	47 507	10 912	1 933
8072	Dental laboratories .....	86	18 912	7 715	1 749	429
808	Home health care services .....	263	257 721	123 995	25 550	6 635
809	Miscellaneous health and allied services, n.e.c. ....	271	243 164	66 056	14 399	2 485
8092	Kidney dialysis centers .....	56	77 428	18 494	4 043	769
8093	Specialty outpatient facilities, n.e.c. ....	138	117 189	33 793	7 385	1 074
8099	Health and allied services, n.e.c. ....	77	48 547	13 769	2 971	642
<b>81</b>	<b>Legal services</b> .....	<b>3 391</b>	<b>1 704 117</b>	<b>636 614</b>	<b>124 456</b>	<b>16 916</b>
<b>823, 4, 9</b>	<b>Selected educational services</b> .....	<b>200</b>	<b>66 004</b>	<b>22 749</b>	<b>5 535</b>	<b>1 689</b>
823	Libraries .....	9	768	262	81	35
824	Vocational schools .....	84	45 430	15 686	3 954	976
8243	Data processing schools .....	20	6 095	2 154	655	110
8244	Business and secretarial schools .....	25	19 567	6 572	1 814	519
8249	Vocational schools, n.e.c. ....	39	19 768	6 960	1 485	347
829	Schools and educational services, n.e.c. ....	107	19 806	6 801	1 500	678
<b>83</b>	<b>Social services</b> .....	<b>1 154</b>	<b>193 881</b>	<b>79 164</b>	<b>18 330</b>	<b>8 339</b>
835	Child day care services .....	816	84 891	36 617	8 528	5 182
832, 3, 6, 9	Other social services .....	338	108 990	42 547	9 802	3 157
832	Individual and family social services .....	131	19 833	7 462	1 761	557
833	Job training and vocational rehabilitation services .....	57	27 792	13 177	2 903	648
836	Residential care .....	133	57 742	20 593	4 875	1 850
839	Social services, n.e.c. ....	17	3 623	1 315	263	102
<b>87 ex. 8733</b>	<b>Engineering, accounting, research, management, and related services (except noncommercial research organizations)</b> .....	<b>3 225</b>	<b>1 936 883</b>	<b>853 242</b>	<b>199 281</b>	<b>28 880</b>
871	Engineering, architectural, and surveying services .....	1 047	1 051 518	487 627	113 921	12 895
8711	Engineering services .....	677	862 472	406 208	95 770	10 256
8712	Architectural services .....	240	101 020	41 499	8 819	1 247
8713	Surveying services .....	130	88 026	39 920	9 332	1 392
872	Accounting, auditing, and bookkeeping services .....	1 235	366 563	146 120	33 580	6 322
873 ex. 8733	Research, development, and testing services (except noncommercial research organizations) .....	186	153 322	64 344	14 871	2 935
8731	Commercial physical and biological research .....	26	10 830	4 721	889	129
8731 pt.	Commercial physical research .....	9	3 027	1 004	214	33
8731 pt.	Commercial medical and biological research .....	17	7 803	3 717	675	96
8732	Commercial economic, sociological, and educational research .....	27	6 680	2 647	623	350
8734	Testing laboratories .....	133	135 812	56 976	13 359	2 456
874	Management and public relations services .....	757	385 480	155 151	36 909	6 728
8741	Management services .....	237	202 672	90 149	21 264	4 062
8742	Management consulting services .....	292	97 541	40 483	10 309	1 343
8743	Public relations services .....	40	13 325	4 454	910	201
8744	Facilities support management services .....	17	14 549	7 578	1 752	532
8748	Business consulting services, n.e.c. ....	171	37 393	12 487	2 674	590
<b>89</b>	<b>Services, n.e.c.</b> .....	<b>238</b>	<b>92 884</b>	<b>31 088</b>	<b>7 714</b>	<b>1 021</b>
8999 pt.	Scientific and related consulting services, except environmental .....	69	30 314	10 697	3 011	259
8999 pt.	Other services .....	169	62 570	20 391	4 703	762
8999 pt.	Environmental consulting .....	90	49 709	17 534	4 078	586
8999 pt.	Authors, composers, and other arts-related services .....	23	6 994	1 075	235	41
8999 pt.	Other services, n.e.c. ....	56	5 867	1 782	390	135

**Table 1b. Summary Statistics for Firms Exempt From Federal Income Tax for the State: 1992**

[Includes only establishments with payroll. For meaning of abbreviations and symbols, see introductory text. For explanation of terms and comparability of 1987 and 1992 censuses, see appendix A]

SIC code	Kind of business or operation	Establishments (number)	Revenue (\$1,000)	Annual payroll (\$1,000)	First-quarter payroll (\$1,000)	Paid employees for pay period including March 12 (number)
	<b>Total</b> .....	<b>2 557</b>	<b>5 587 102</b>	<b>2 337 735</b>	<b>561 451</b>	<b>110 093</b>
<b>7032, 704</b>	<b>Camps and membership lodging</b> .....	<b>29</b>	<b>4 414</b>	<b>898</b>	<b>219</b>	<b>109</b>
7032	Sporting and recreational camps .....	6	841	249	50	29
704	Organization hotels and lodging houses, on membership basis .....	23	3 573	649	169	80
<b>792, 7991 pt., 7997, 7999 pt., 84</b>	<b>Selected amusement, recreation, and related services</b> .....	<b>191</b>	<b>97 885</b>	<b>34 290</b>	<b>7 266</b>	<b>3 517</b>
792	Theatrical producers (except motion picture), bands, orchestras, and entertainers .....	25	12 529	3 880	834	1 207
7922	Theatrical producers (except motion picture) and miscellaneous theatrical services .....	11	3 216	924	226	134
7922 pt.	Producers of live theatrical productions .....	9	(D)	(D)	(D)	BB
7922 pt.	Producers of radio and television shows, except tape .....	1	—	—	—	—
7922 pt.	Artists' and entertainers' managers or agents, concert bureaus, booking agents .....	—	—	—	—	—
7922 pt.	Other theatrical services .....	2	(D)	(D)	(D)	BB
7929	Bands, orchestras, actors, and other entertainers and entertainment groups .....	14	9 313	2 956	608	1 073
7929 pt.	Dance groups and artists .....	2	(D)	(D)	(D)	AA
7929 pt.	Symphony orchestras, opera companies, and chamber music organizations .....	9	5 783	2 505	507	1 039
7929 pt.	Other music groups and artists .....	2	(D)	(D)	(D)	AA
7929 pt.	Other entertainers and entertainment groups .....	1	(D)	(D)	(D)	AA
7991 pt., 7997	Gymnasiums, athletic clubs, and membership sports and recreation clubs .....	118	56 538	21 294	4 423	1 605
7991 pt.	Gymnasiums and athletic clubs .....	6	3 525	107	21	45
7997	Membership sports and recreation clubs .....	112	53 013	21 187	4 402	1 560
7999 pt.	Fairs .....	7	7 548	1 613	349	103
84	Museums, art galleries, and botanical and zoological gardens .....	41	21 270	7 503	1 660	602
841	Museums and art galleries .....	35	18 858	6 008	1 408	478
842	Arboreta and botanical or zoological gardens .....	6	2 412	1 495	252	124
<b>8011 pt.; 8021 pt.; 805, 6, 8, 9</b>	<b>Selected health services</b> .....	<b>310</b>	<b>4 678 101</b>	<b>2 037 997</b>	<b>491 923</b>	<b>84 961</b>
8011 pt., 8021 pt.	Clinics of doctors of medicine and dentists .....	17	23 212	9 258	2 154	382
8011 pt.	General medical clinics .....	17	23 212	9 258	2 154	382
8011 pt.	Dental clinics .....	—	—	—	—	—
805	Nursing and personal care facilities .....	128	150 631	66 348	15 840	6 257
8051	Skilled nursing care facilities .....	22	(D)	(D)	(D)	GG
8052	Intermediate care facilities .....	105	93 336	38 489	9 258	3 857
8059	Nursing and personal care facilities, n.e.c. ....	1	(D)	(D)	(D)	AA
806	Hospitals .....	114	4 451 802	1 943 972	469 470	77 389
8062	General medical and surgical hospitals .....	99	4 123 581	1 784 082	431 984	71 142
8062 pt.	General medical and surgical hospitals, nongovernment .....	30	2 222 681	868 557	212 014	34 503
8062 pt.	General medical and surgical hospitals, government .....	69	1 900 900	915 525	219 970	36 639
8063, 9	Specialty hospitals .....	15	328 221	159 890	37 486	6 247
8063	Psychiatric hospitals .....	8	111 986	64 359	14 755	2 854
8063 pt.	Psychiatric hospitals, nongovernment .....	2	(D)	(D)	(D)	CC
8063 pt.	Psychiatric hospitals, government .....	6	(D)	(D)	(D)	HH
8069	Specialty hospitals, except psychiatric .....	7	216 235	95 531	22 731	3 393
8069 pt.	Specialty hospitals, except psychiatric; nongovernment .....	4	157 404	65 112	15 865	2 421
8069 pt.	Specialty hospitals, except psychiatric; government .....	3	58 831	30 419	6 866	972
808, 9	Other health services .....	51	52 456	18 419	4 459	933
808	Home health care services .....	4	3 632	1 814	405	77
809	Miscellaneous health and allied services, n.e.c. ....	47	48 824	16 605	4 054	856
8092	Kidney dialysis centers .....	1	(D)	(D)	(D)	AA
8093	Specialty outpatient facilities, n.e.c. ....	25	16 939	5 458	1 255	303
8099	Health and allied services, n.e.c. ....	21	(D)	(D)	(D)	FF
<b>8111 pt.</b>	<b>Legal aid societies and similar legal services</b> .....	<b>27</b>	<b>10 825</b>	<b>5 952</b>	<b>1 411</b>	<b>258</b>
<b>823, 4, 9</b>	<b>Selected educational services</b> .....	<b>60</b>	<b>13 856</b>	<b>4 713</b>	<b>1 132</b>	<b>391</b>
823	Libraries .....	4	534	206	50	17
824	Vocational schools .....	27	6 695	2 372	569	205
8243	Data processing schools .....	—	—	—	—	—
8244	Business and secretarial schools .....	—	—	—	—	—
8249	Vocational schools, n.e.c. ....	27	6 695	2 372	569	205
829	Schools and educational services, n.e.c. ....	29	6 627	2 135	513	169
<b>83</b>	<b>Social services</b> .....	<b>1 025</b>	<b>477 589</b>	<b>165 545</b>	<b>38 823</b>	<b>15 112</b>
835	Child day care services .....	182	29 006	15 208	3 921	2 090
832, 3, 6, 9	Other social services .....	843	448 583	150 337	34 902	13 022
832	Individual and family social services .....	361	164 937	63 943	15 479	5 538
833	Job training and vocational rehabilitation services .....	86	56 646	25 245	4 552	2 557
836	Residential care .....	165	85 527	31 989	7 665	2 695
839	Social services, n.e.c. ....	231	141 473	29 160	7 206	2 232
<b>861, 2, 4, 9</b>	<b>Selected membership organizations</b> .....	<b>857</b>	<b>269 711</b>	<b>75 981</b>	<b>17 907</b>	<b>5 253</b>
861	Business associations .....	203	73 348	25 807	6 120	1 163
864	Civic, social, and fraternal associations .....	456	127 722	33 187	7 698	3 155
862, 9	Other membership organizations .....	198	68 641	16 987	4 089	935
862	Professional membership organizations .....	76	32 916	7 399	1 792	306
869	Membership organizations, n.e.c. ....	122	35 725	9 588	2 297	629

**Table 1b. Summary Statistics for Firms Exempt From Federal Income Tax for the State: 1992—Con.**

[Includes only establishments with payroll. For meaning of abbreviations and symbols, see introductory text. For explanation of terms and comparability of 1987 and 1992 censuses, see appendix A]

SIC code	Kind of business or operation	Establishments (number)	Revenue (\$1,000)	Annual payroll (\$1,000)	First-quarter payroll (\$1,000)	Paid employees for pay period including March 12 (number)
<b>873, 4 ex. 8744</b>	<b>Research, testing, and consulting services, except facilities support management services</b> -----	<b>58</b>	<b>34 721</b>	<b>12 359</b>	<b>2 770</b>	<b>492</b>
873	Research, development, and testing services -----	38	25 248	8 038	1 738	341
8731	Commercial physical and biological research -----	4	(D)	(D)	(D)	CC
8732	Commercial economic, sociological, and educational research -----	3	267	124	32	8
8733	Noncommercial research organizations -----	29	(D)	(D)	(D)	CC
8734	Testing laboratories -----	2	(D)	(D)	(D)	AA
874 ex. 8744	Management and public relations services, except facilities support management services -----	20	9 473	4 321	1 032	151
8741	Management services -----	8	7 598	3 546	858	121
8742	Management consulting services -----	5	475	136	24	6
8743	Public relations services -----	2	(D)	(D)	(D)	AA
8748	Business consulting services, n.e.c. -----	5	(D)	(D)	(D)	AA

**Table 2a. Selected Ratios for Firms Subject to Federal Income Tax for the State: 1992**

[Includes only establishments with payroll. For meaning of abbreviations and symbols, see introductory text. For explanation of terms and comparability of 1987 and 1992 censuses, see appendix A]

SIC code	Kind of business or operation	Receipts		Annual payroll per employee <sup>1</sup> (dollars)	Employees per establishment <sup>1</sup> (number)
		Per establishment (dollars)	Per employee <sup>1</sup> (dollars)		
	<b>Total</b> -----	<b>592 461</b>	<b>54 193</b>	<b>19 942</b>	<b>11</b>
<b>70 ex. 704</b>	<b>Hotels, rooming houses, camps, and other lodging places (except membership lodging)</b> -----	<b>1 651 284</b>	<b>43 481</b>	<b>11 372</b>	<b>38</b>
7011	Hotels and motels -----	1 802 593	43 555	11 410	41
7011 pt.	Hotels -----	3 034 529	44 852	12 053	68
7011 pt.	Hotels, 25 guestrooms or more -----	3 475 175	45 079	12 126	77
7011 pt.	Hotels, less than 25 guestrooms -----	217 061	29 599	7 136	7
7011 pt.	Motels, motor hotels, and tourist courts -----	560 475	37 614	8 467	15
7011 pt.	Motels, tourist courts -----	411 380	35 419	7 862	12
7011 pt.	Motor hotels -----	1 133 000	41 170	9 446	28
702, 3	Other lodging places -----	150 551	36 162	7 578	4
702	Rooming and boarding houses -----	117 167	37 000	7 158	3
703	Camps and recreational vehicle parks -----	161 378	35 970	7 675	4
<b>72</b>	<b>Personal services</b> -----	<b>230 688</b>	<b>33 819</b>	<b>10 839</b>	<b>7</b>
721	Laundry, cleaning, and garment services -----	300 382	33 910	11 093	9
7211	Power laundries, family and commercial* -----	323 167	30 062	10 667	11
7213	Linen supply* -----	1 880 643	36 875	12 777	51
7215	Coin-operated laundries and drycleaning -----	189 858	46 591	8 303	4
7216	Drycleaning plants, except rug cleaning* -----	212 359	26 554	9 978	8
7217	Carpet and upholstery cleaning -----	165 629	34 506	11 723	5
7218	Industrial laundriers* -----	2 456 773	52 577	15 509	47
7212, 9	Other laundry, cleaning, and garment services* -----	116 692	23 703	8 375	5
7212	Garment pressing, and agents for laundries and drycleaners -----	144 448	26 682	7 726	5
7219	Laundry and garment services, n.e.c.* -----	100 265	21 643	8 824	5
722	Photographic studios, portrait -----	266 047	45 051	11 484	6
723, 4	Beauty and barber shops -----	120 346	26 596	10 664	5
723	Beauty shops -----	121 166	26 155	10 658	5
724	Barber shops -----	108 850	36 083	10 790	3
725	Shoe repair shops and shoeshine parlors -----	82 113	37 843	10 852	2
726	Funeral service and crematories -----	477 019	63 808	17 060	7
729	Miscellaneous personal services -----	180 815	18 748	5 791	10
7291	Tax return preparation services -----	(D)	(D)	(D)	(D)
7299	Miscellaneous personal services, n.e.c. -----	(D)	(D)	(D)	(D)
<b>73</b>	<b>Business services</b> -----	<b>712 363</b>	<b>35 394</b>	<b>13 707</b>	<b>20</b>
731	Advertising -----	574 601	70 464	19 739	8
7311	Advertising agencies -----	393 805	69 520	20 680	6
7312	Outdoor advertising services -----	890 806	113 642	21 749	8
7313	Radio, television, publishers' advertising representatives -----	1 471 280	85 144	27 157	17
7319	Advertising, n.e.c. -----	377 000	16 557	4 311	23
732	Consumer credit reporting agencies, mercantile reporting agencies, and adjustment and collection agencies -----	580 236	49 764	18 543	12
7322	Adjustment and collection services -----	518 277	46 759	19 196	11
7323	Credit reporting services -----	875 160	60 775	16 147	14
733	Mailing, reproduction, commercial art and photography, and stenographic services -----	325 302	59 379	15 574	5
7331	Direct mail advertising services -----	(D)	(D)	(D)	(D)
7334	Photocopying and duplicating services -----	706 781	67 710	16 741	10
7335, 6	Commercial photography, art, and graphics -----	(D)	(D)	(D)	(D)
7335	Commercial photography -----	(D)	(D)	(D)	(D)
7336	Commercial art and graphic design -----	199 068	68 547	19 255	3
7338	Secretarial and court reporting services -----	230 851	53 511	14 594	4
734	Services to dwellings and other buildings -----	340 128	19 962	8 847	17
7342	Disinfecting and pest control services -----	299 672	46 522	17 701	6
7349	Building cleaning and maintenance services, n.e.c. -----	362 463	15 835	7 471	23

See footnotes at end of table.

**Table 2a. Selected Ratios for Firms Subject to Federal Income Tax for the State: 1992** — Con.

[Includes only establishments with payroll. For meaning of abbreviations and symbols, see introductory text. For explanation of terms and comparability of 1987 and 1992 censuses, see appendix A]

SIC code	Kind of business or operation	Receipts		Annual payroll per employee <sup>1</sup> (dollars)	Employees per establishment <sup>1</sup> (number)
		Per establishment (dollars)	Per employee <sup>1</sup> (dollars)		
<b>73</b>	<b>Business services—Con.</b>				
735	Miscellaneous equipment rental and leasing -----	1 203 410	90 994	24 600	13
7352	Medical equipment rental and leasing -----	615 154	86 221	18 941	7
7353	Heavy construction equipment rental and leasing -----	1 149 910	75 616	22 558	15
7359	Equipment rental and leasing, n.e.c. -----	1 274 754	95 031	25 408	13
736	Personnel supply services -----	1 182 207	15 441	10 572	77
7361	Employment agencies -----	334 802	18 782	10 031	18
7363	Help supply services -----	1 523 335	15 202	10 610	100
7363 pt.	Temporary help supply -----	1 509 954	13 104	9 190	115
7363 pt.	Help supply, except temporary -----	1 553 134	23 267	16 069	67
737	Computer programming, data processing, and other computer related services -----	709 422	98 692	27 697	7
7371, 2, 3	Computer programming, prepackaged software, and integrated systems -----	636 214	94 465	29 705	7
7371	Computer programming services -----	352 395	66 788	29 411	5
7372	Prepackaged software -----	1 779 929	130 125	28 608	14
7373	Computer integrated systems -----	953 829	126 935	32 198	8
7374, 5, 6	Data processing services -----	987 464	93 175	22 643	11
7374, 5	Computer processing, information retrieval -----	(D)	(D)	(D)	(D)
7376	Computer facilities management services -----	(D)	(D)	(D)	(D)
7377, 8, 9	Computer rental and leasing, maintenance, and related services, n.e.c. -----	622 364	115 684	30 991	5
7377	Computer rental and leasing -----	618 556	95 983	34 776	6
7378	Computer maintenance and repair -----	804 239	132 793	29 077	6
7379	Computer related services, n.e.c. -----	359 531	85 519	33 922	4
738	Miscellaneous business services -----	632 195	37 479	13 856	17
7381, 2	Detective agencies and protective services -----	796 942	20 644	11 847	39
7381	Detective, guard, and armored car services -----	767 388	17 364	11 143	44
7382	Security systems services -----	928 591	67 758	21 959	14
7383	News syndicates -----	(D)	(D)	(D)	(D)
7384	Photofinishing laboratories* -----	322 587	55 637	14 169	6
7389	Business services, n.e.c. -----	(D)	(D)	(D)	(D)
7389 pt.	Sign painting shops -----	(D)	(D)	(D)	(D)
7389 pt.	Interior designing -----	278 738	75 529	13 181	4
7389 pt.	Telephone answering services -----	232 895	19 408	9 797	12
7389 pt.	Other business services -----	712 839	59 996	16 994	12
<b>75</b>	<b>Automotive repair, services, and parking -----</b>	<b>348 421</b>	<b>70 443</b>	<b>15 186</b>	<b>5</b>
751	Automotive rental and leasing, without drivers -----	1 617 067	134 338	17 363	12
7513	Truck rental and leasing, without drivers -----	1 744 615	188 607	20 453	9
7514, 5	Passenger car rental and leasing -----	1 636 787	112 623	15 704	15
7514	Passenger car rental -----	1 758 149	110 711	15 612	16
7515	Passenger car leasing -----	620 375	190 885	19 462	3
7519	Utility trailer and recreational vehicle rental -----	458 286	76 381	25 048	6
752	Automobile parking -----	287 624	59 869	9 595	5
753	Automotive repair shops -----	273 663	66 139	16 610	4
7532	Top, body, and upholstery repair shops and paint shops -----	330 656	62 047	15 795	5
7532 pt.	Top and body repair shops -----	333 390	62 148	15 657	5
7532 pt.	Paint shops -----	305 184	61 037	17 168	5
7538	General automotive repair shops -----	244 298	67 334	16 728	4
7538 pt.	General automotive repair shops, except diesel -----	208 236	65 176	15 596	3
7538 pt.	Diesel repair shops -----	500 103	74 632	20 556	7
7533, 4, 6, 7, 9	Other automotive repair shops -----	279 591	68 388	17 236	4
7533	Automotive exhaust system repair shops -----	241 938	64 160	15 500	4
7534	Tire retreading and repair shops -----	534 933	106 987	19 247	5
7536	Automotive glass replacement shops -----	328 819	81 126	18 478	4
7537	Automotive transmission repair shops -----	225 796	60 882	16 780	4
7539	Automotive repair shops, n.e.c. -----	263 773	61 084	17 268	4
7539 pt.	Radiator repair -----	300 683	69 258	15 388	4
7539 pt.	Brake, front end, and wheel alignment -----	251 169	57 438	17 578	4
7539 pt.	Automotive electrical and fuel system services -----	227 379	51 394	16 897	4
7539 pt.	Other automotive repair shops, n.e.c. -----	314 781	79 315	20 126	4
754	Automotive services, except repair -----	255 644	37 494	10 431	7
7542	Carwashes -----	238 133	24 880	7 881	10
7549	Automotive services, except repair and carwashes -----	265 339	50 123	12 985	5
<b>76</b>	<b>Miscellaneous repair services -----</b>	<b>565 865</b>	<b>72 039</b>	<b>22 332</b>	<b>8</b>
762	Electrical repair shops -----	490 172	66 134	21 660	7
7622	Radio and television repair shops -----	312 165	63 128	18 737	5
7623, 9	Other electrical and electronic repair shops -----	551 573	66 755	22 264	8
7623	Refrigeration and air-conditioning service and repair shops -----	386 941	90 954	23 596	4
7629	Electrical and electronic repair shops, n.e.c. -----	649 687	60 995	21 946	11
763	Watch, clock, and jewelry repair -----	131 045	52 418	10 982	3
764	Reupholstery and furniture repair -----	124 130	37 443	13 167	3
769	Miscellaneous repair and related services -----	658 631	75 966	23 052	9
7692	Welding repair -----	443 094	59 384	22 095	7
7694	Armature rewinding shops -----	857 036	78 562	24 042	11
7699	Repair shops and related services, n.e.c. -----	678 610	78 041	23 090	9
<b>78, 79, 84</b>	<b>Amusement and recreation services, including motion pictures and museums -----</b>	<b>452 528</b>	<b>47 882</b>	<b>13 046</b>	<b>9</b>
781, 2	Motion picture production, distribution, and services -----	313 868	74 263	21 143	4
783	Motion picture theaters -----	867 259	58 832	8 303	15
7832	Motion picture theaters, except drive-in -----	(D)	(D)	(D)	(D)
7833	Drive-in motion picture theaters -----	(D)	(D)	(D)	(D)
784	Video tape rental -----	206 111	38 224	6 870	5

See footnotes at end of table.



Table 2a. **Selected Ratios for Firms Subject to Federal Income Tax for the State: 1992** — Con.

[Includes only establishments with payroll. For meaning of abbreviations and symbols, see introductory text. For explanation of terms and comparability of 1987 and 1992 censuses, see appendix A]

SIC code	Kind of business or operation	Receipts		Annual payroll per employee <sup>1</sup> (dollars)	Employees per establishment <sup>1</sup> (number)
		Per establishment (dollars)	Per employee <sup>1</sup> (dollars)		
<b>78, 79, 84</b>	<b>Amusement and recreation services, including motion pictures and museums—Con.</b>				
792	Theatrical producers (except motion picture), bands, orchestras, and entertainers -----	462 725	59 567	12 099	8
7922	Theatrical producers (except motion picture) and miscellaneous theatrical services -----	812 120	125 327	17 556	6
7929	Bands, orchestras, actors, and other entertainers and entertainment groups -----	264 205	31 083	9 735	9
793	Bowling centers -----	558 804	27 849	7 914	20
79 ex. 792, 3, 84	Commercial sports and other amusement and recreation services, including museums -----	506 051	48 936	15 462	10
794	Commercial sports -----	2 593 426	53 739	25 906	48
7941	Professional sports clubs, managers, promoters -----	3 700 200	93 914	99 173	39
7948	Racing, including track operation -----	2 341 886	46 584	12 856	50
79 ex. 792, 3, 4, 84	Other amusement and recreation services, including museums -----	351 431	46 657	10 506	8
791	Dance studios, schools, and halls -----	82 348	22 370	5 236	4
7991	Physical fitness facilities -----	286 969	23 976	7 740	12
7992	Public golf courses -----	265 944	46 476	11 466	6
7993	Coin-operated amusement devices -----	471 223	134 822	21 056	3
7996	Amusement parks -----	626 538	30 970	9 411	20
7997	Membership sports and recreation clubs -----	350 294	38 451	12 256	9
7999, 84	Amusement and recreation services, including museums, n.e.c. -----	395 662	57 877	10 655	7
7999 pt.	Concession operators of amusement devices and rides -----	286 500	50 559	10 990	6
7999 pt.	Carnivals, circuses, and fairs -----	384 333	83 855	5 273	5
7999 pt., 84	Other recreation and amusements, including museums -----	403 837	57 499	10 801	7
<b>80</b>	<b>Health services -----</b>	<b>810 155</b>	<b>64 028</b>	<b>25 211</b>	<b>13</b>
801	Offices and clinics of doctors of medicine -----	732 344	105 017	46 837	7
8011 pt.	Offices of doctors of medicine -----	718 500	105 760	47 540	7
8011 pt.	General medical clinics -----	1 288 375	90 731	33 334	14
802	Offices and clinics of dentists -----	264 283	57 841	19 285	5
803	Offices and clinics of doctors of osteopathy -----	300 667	106 118	22 941	3
804	Offices and clinics of other health practitioners -----	236 223	62 718	20 648	4
8041	Offices and clinics of chiropractors -----	206 007	62 707	17 772	3
8042	Offices and clinics of optometrists -----	246 903	65 132	18 129	4
8043	Offices and clinics of podiatrists -----	289 083	78 841	23 188	4
8049	Offices and clinics of health practitioners, n.e.c. -----	248 417	59 312	23 675	4
805	Nursing and personal care facilities -----	2 100 308	25 173	10 317	83
8051	Skilled nursing care facilities -----	2 291 219	25 209	10 371	91
8052	Intermediate care facilities -----	1 773 861	24 964	10 183	71
8059	Nursing and personal care facilities, n.e.c. -----	1 424 455	25 520	10 068	56
806	Hospitals -----	16 789 653	71 268	23 485	236
8062	General medical and surgical hospitals -----	23 520 300	74 449	24 456	316
8063, 9	Specialty hospitals -----	8 376 344	61 975	20 646	135
807, 8, 9	Other health services -----	892 392	58 757	21 362	15
807	Medical and dental laboratories -----	782 716	73 566	23 379	11
8071	Medical laboratories -----	1 138 610	80 109	24 577	14
8072	Dental laboratories -----	219 907	44 084	17 984	5
808	Home health care services -----	979 928	38 843	18 688	25
809	Miscellaneous health and allied services, n.e.c. -----	897 284	97 853	26 582	9
8092	Kidney dialysis centers -----	1 382 643	100 687	24 049	14
8093	Specialty outpatient facilities, n.e.c. -----	849 196	109 115	31 465	8
8099	Health and allied services, n.e.c. -----	630 481	75 618	21 447	8
<b>81</b>	<b>Legal services -----</b>	<b>502 541</b>	<b>100 740</b>	<b>37 634</b>	<b>5</b>
<b>823, 4, 9</b>	<b>Selected educational services -----</b>	<b>330 020</b>	<b>39 079</b>	<b>13 469</b>	<b>8</b>
823	Libraries -----	85 333	21 943	7 486	4
824	Vocational schools -----	540 833	46 547	16 072	12
829	Schools and educational services, n.e.c. -----	185 103	29 212	10 031	6
<b>83</b>	<b>Social services -----</b>	<b>168 008</b>	<b>23 250</b>	<b>9 493</b>	<b>7</b>
835	Child day care services -----	104 033	16 382	7 066	6
832, 3, 6, 9	Other social services -----	322 456	34 523	13 477	9
<b>87 ex. 8733</b>	<b>Engineering, accounting, research, management, and related services (except noncommercial research organizations) -----</b>	<b>600 584</b>	<b>67 067</b>	<b>29 544</b>	<b>9</b>
871	Engineering, architectural, and surveying services -----	1 004 315	81 545	37 815	12
8711	Engineering services -----	1 273 962	84 094	39 607	15
8712	Architectural services -----	420 917	81 010	33 279	5
8713	Surveying services -----	677 123	63 237	28 678	11
872	Accounting, auditing, and bookkeeping services -----	296 812	57 982	23 113	5
873 ex. 8733	Research, development, and testing services (except noncommercial research organizations) -----	824 312	52 239	21 923	16
8731	Commercial physical and biological research -----	416 538	83 953	36 597	5
8732	Commercial economic, sociological, and educational research -----	247 407	19 086	7 563	13
8734	Testing laboratories -----	1 021 143	55 298	23 199	18
874	Management and public relations services -----	482 801	54 322	23 060	9
8741	Management services -----	855 156	49 895	22 193	17
8742	Management consulting services -----	334 045	72 629	30 144	5
8743	Public relations services -----	333 125	66 294	22 159	5
8744	Facilities support management services -----	855 824	27 348	14 244	31
8748	Business consulting services, n.e.c. -----	218 673	63 378	21 164	3
<b>89</b>	<b>Services, n.e.c. -----</b>	<b>390 269</b>	<b>90 974</b>	<b>30 449</b>	<b>4</b>

<sup>1</sup>Based on number of employees for pay period including March 12.

**Table 2b. Selected Ratios for Firms Exempt From Federal Income Tax for the State: 1992**

[Includes only establishments with payroll. For meaning of abbreviations and symbols, see introductory text. For explanation of terms and comparability of 1987 and 1992 censuses, see appendix A]

SIC code	Kind of business or operation	Revenue		Expenses		Annual payroll per employee <sup>1</sup> (dollars)	Employees per establishment <sup>1</sup> (number)
		Per establishment (dollars)	Per employee <sup>1</sup> (dollars)	Per establishment (dollars)	Per employee <sup>1</sup> (dollars)		
	<b>Total</b> .....	<b>2 185 022</b>	<b>50 749</b>	<b>2 055 396</b>	<b>47 738</b>	<b>21 234</b>	<b>43</b>
<b>7032, 704</b>	<b>Camps and membership lodging</b> .....	<b>152 207</b>	<b>40 495</b>	<b>151 345</b>	<b>40 266</b>	<b>8 239</b>	<b>4</b>
<b>792, 7991 pt., 7997, 7999 pt., 84</b>	<b>Selected amusement, recreation, and related services</b> .....	<b>512 487</b>	<b>27 832</b>	<b>476 707</b>	<b>25 889</b>	<b>9 750</b>	<b>18</b>
<b>8011 pt.; 8021 pt.; 805, 6, 8, 9</b>	<b>Selected health services</b> .....	<b>15 090 648</b>	<b>55 062</b>	<b>14 363 613</b>	<b>52 409</b>	<b>23 987</b>	<b>274</b>
8011 pt., 8021 pt., 805	Clinics of doctors of medicine and dentists .....	1 365 412	60 764	1 282 529	57 076	24 236	22
	Nursing and personal care facilities .....	1 176 805	24 074	1 130 094	23 118	10 604	49
806	Hospitals .....	39 050 895	57 525	37 150 035	54 725	25 119	679
8062	General medical and surgical hospitals .....	41 652 333	57 963	39 772 242	55 346	25 078	719
8063, 9	Specialty hospitals .....	21 881 400	52 541	19 843 467	47 647	25 595	416
808, 9	Other health services .....	1 028 549	56 223	1 003 157	54 835	19 742	18
<b>8111 pt.</b>	<b>Legal aid societies and similar legal services</b> .....	<b>400 926</b>	<b>41 957</b>	<b>395 519</b>	<b>41 391</b>	<b>23 070</b>	<b>10</b>
<b>823, 4, 9</b>	<b>Selected educational services</b> .....	<b>230 933</b>	<b>35 437</b>	<b>225 283</b>	<b>34 570</b>	<b>12 054</b>	<b>7</b>
<b>83</b>	<b>Social services</b> .....	<b>465 940</b>	<b>31 603</b>	<b>401 161</b>	<b>27 210</b>	<b>10 955</b>	<b>15</b>
835	Child day care services .....	159 374	13 878	155 973	13 582	7 277	11
832, 3, 6, 9	Other social services .....	532 127	34 448	454 096	29 397	11 545	15
832	Individual and family social services .....	456 889	29 783	410 338	26 748	11 546	15
833	Job training and vocational rehabilitation services .....	658 674	22 153	631 791	21 249	9 873	30
836	Residential care .....	518 345	31 735	468 861	28 706	11 870	16
839	Social services, n.e.c. ....	612 437	63 384	445 779	46 136	13 065	10
<b>861, 2, 4, 9</b>	<b>Selected membership organizations</b> .....	<b>314 715</b>	<b>51 344</b>	<b>279 137</b>	<b>45 540</b>	<b>14 464</b>	<b>6</b>
861	Business associations .....	361 320	63 068	336 990	58 821	22 190	6
864	Civic, social, and fraternal associations .....	280 092	40 482	252 989	36 565	10 519	7
862, 9	Other membership organizations .....	346 672	73 413	280 040	59 303	18 168	5
<b>873, 4 ex. 8744</b>	<b>Research, testing, and consulting services, except facilities support management services</b> .....	<b>598 638</b>	<b>70 571</b>	<b>566 914</b>	<b>66 831</b>	<b>25 120</b>	<b>8</b>
873	Research, development, and testing services .....	664 421	74 041	626 526	69 818	23 572	9
874 ex. 8744	Management and public relations services, except facilities support management services .....	473 650	62 735	453 650	60 086	28 616	8

<sup>1</sup>Based on number of employees for pay period including March 12.

**Table 3a. Comparative Statistics for Firms Subject to Federal Income Tax for the State: 1992 and 1987**

[Includes only establishments with payroll. For meaning of abbreviations and symbols, see introductory text. For explanation of terms and comparability of 1987 and 1992 censuses, see appendix A]

SIC code	Kind of business or operation	Establishments		Receipts			Annual payroll			Paid employees for pay period including March 12	
		1992 (number)	1987 (number)	1992 (\$1,000)	1987 (\$1,000)	Percent change 1987 to 1992	1992 (\$1,000)	1987 (\$1,000)	Percent change 1987 to 1992	1992 (number)	1987 (number)
	<b>Total</b> .....	<b>27 119</b>	<b>25 513</b>	<b>16 066 946</b>	<b>10 243 284</b>	<b>56.9</b>	<b>5 912 198</b>	<b>3 788 155</b>	<b>56.1</b>	<b>296 476</b>	<b>240 551</b>
<b>70 ex. 704</b>	<b>Hotels, rooming houses, camps, and other lodging places (except membership lodging)</b> .....	<b>535</b>	<b>559</b>	<b>883 437</b>	<b>663 128</b>	<b>33.2</b>	<b>231 049</b>	<b>194 273</b>	<b>18.9</b>	<b>20 318</b>	<b>22 376</b>
7011	Hotels and motels .....	486	503	876 060	656 852	33.4	229 503	192 902	19.0	20 114	22 186
7011 pt.	Hotels .....	244	170	740 425	491 497	50.6	198 972	152 362	30.6	16 508	16 564
7011 pt.	Hotels, 25 guestrooms or more .....	211	141	733 262	487 374	50.5	197 245	151 069	30.6	16 266	16 380
7011 pt.	Hotels, less than 25 guestrooms .....	33	29	7 163	4 123	73.7	1 727	1 293	33.6	242	184
7011 pt.	Motels, motor hotels, and tourist courts .....	242	333	135 635	165 355	-18.0	30 531	40 540	-24.7	3 606	5 622
7011 pt.	Motels, tourist courts .....	192	272	78 985	109 141	-27.6	17 533	24 754	-29.2	2 230	3 453
7011 pt.	Motor hotels .....	50	61	56 650	56 214	.8	12 998	15 786	-17.7	1 376	2 169
702, 3	Other lodging places .....	49	56	7 377	6 276	17.5	1 546	1 371	12.8	204	190
702	Rooming and boarding houses .....	12	10	1 406	774	81.7	272	173	57.2	38	29
703	Camps and recreational vehicle parks .....	37	46	5 971	5 502	8.5	1 274	1 198	6.3	166	161





**Table 3a. Comparative Statistics for Firms Subject to Federal Income Tax for the State: 1992 and 1987 — Con.**

[Includes only establishments with payroll. For meaning of abbreviations and symbols, see introductory text. For explanation of terms and comparability of 1987 and 1992 censuses, see appendix A]

SIC code	Kind of business or operation	Establishments		Receipts			Annual payroll			Paid employees for pay period including March 12	
		1992 (number)	1987 (number)	1992 (\$1,000)	1987 (\$1,000)	Percent change 1987 to 1992	1992 (\$1,000)	1987 (\$1,000)	Percent change 1987 to 1992	1992 (number)	1987 (number)
<b>80</b>	<b>Health services</b> -----	<b>6 822</b>	<b>6 588</b>	<b>5 526 879</b>	<b>3 365 373</b>	<b>64.2</b>	<b>2 176 174</b>	<b>1 352 300</b>	<b>60.9</b>	<b>86 320</b>	<b>68 275</b>
801	Offices and clinics of doctors of medicine --	3 293	3 389	2 411 609	1 574 051	53.2	1 075 571	730 942	47.1	22 964	19 788
8011 pt.	Offices of doctors of medicine -----	3 213	3 307	2 308 539	1 519 049	52.0	1 037 704	712 870	45.6	21 828	18 618
8011 pt.	General medical clinics -----	80	82	103 070	55 002	87.4	37 867	18 072	109.5	1 136	1 170
802	Offices and clinics of dentists -----	1 548	1 515	409 110	288 892	41.6	136 401	101 188	34.8	7 073	6 360
803	Offices and clinics of doctors of osteopathy -----	6	6	1 804	770	134.3	390	124	214.5	17	10
804	Offices and clinics of other health practitioners -----	852	718	201 262	141 890	41.8	66 259	42 390	56.3	3 209	2 545
8041	Offices and clinics of chiropractors -----	284	277	58 506	56 411	3.7	16 581	15 309	8.3	933	902
8042	Offices and clinics of optometrists -----	196	206	48 393	34 185	41.6	13 470	7 853	71.5	743	625
8043	Offices and clinics of podiatrists -----	48	61	13 876	9 613	44.3	4 081	3 567	14.4	176	176
8049	Offices and clinics of health practitioners, n.e.c. -----	324	174	80 487	41 681	93.1	32 127	15 661	105.1	1 357	842
805	Nursing and personal care facilities -----	295	275	619 591	306 922	101.9	253 933	137 413	84.8	24 613	18 193
8051	Skilled nursing care facilities -----	201	163	460 535	199 669	130.6	189 472	88 969	113.0	18 269	12 293
8052	Intermediate care facilities -----	72	59	127 718	66 601	91.8	52 097	30 760	69.4	5 116	4 019
8059	Nursing and personal care facilities, n.e.c. -----	22	53	31 338	40 652	-22.9	12 364	17 684	-30.1	1 228	1 881
806	Hospitals -----	72	72	1 208 855	803 503	50.4	398 347	251 975	58.1	16 962	15 172
807, 8, 9	Other health services -----	756	613	674 648	249 345	170.6	245 273	88 268	177.9	11 482	6 207
807	Medical and dental laboratories -----	222	230	173 763	83 920	107.1	55 222	30 441	81.4	2 362	1 633
8071	Medical laboratories -----	136	129	154 851	67 488	129.4	47 507	22 825	108.1	1 933	1 185
8072	Dental laboratories -----	86	101	18 912	16 432	15.1	7 715	7 616	1.3	429	448
808	Home health care services -----	263	130	257 721	45 991	460.4	123 995	20 673	499.8	6 635	2 340
809	Miscellaneous health and allied services, n.e.c. -----	271	253	243 164	119 434	103.6	66 056	37 154	77.8	2 485	2 234
8092	Kidney dialysis centers -----	56	39	77 428	34 468	124.6	18 494	10 312	79.3	769	629
8093	Specialty outpatient facilities, n.e.c. -----	138	135	117 189	62 600	87.2	33 793	19 432	73.9	1 074	952
8099	Health and allied services, n.e.c. -----	77	79	48 547	22 366	117.1	13 769	7 410	85.8	642	653
<b>81</b>	<b>Legal services</b> -----	<b>3 391</b>	<b>3 217</b>	<b>1 704 117</b>	<b>1 268 188</b>	<b>34.4</b>	<b>636 614</b>	<b>468 039</b>	<b>36.0</b>	<b>16 916</b>	<b>15 891</b>
<b>823, 4, 9</b>	<b>Selected educational services</b> -----	<b>200</b>	<b>168</b>	<b>66 004</b>	<b>76 552</b>	<b>-13.8</b>	<b>22 749</b>	<b>25 132</b>	<b>-9.5</b>	<b>1 689</b>	<b>2 676</b>
823	Libraries -----	9	8	768	730	5.2	262	195	34.4	35	23
824	Vocational schools -----	84	75	45 430	64 035	-29.1	15 686	21 705	-27.7	976	2 270
829	Schools and educational services, n.e.c. -----	107	85	19 806	11 787	68.0	6 801	3 232	110.4	678	383
<b>83</b>	<b>Social services</b> -----	<b>1 154</b>	<b>988</b>	<b>193 881</b>	<b>113 094</b>	<b>71.4</b>	<b>79 164</b>	<b>47 048</b>	<b>68.3</b>	<b>8 339</b>	<b>6 649</b>
835	Child day care services -----	816	791	84 891	54 816	54.9	36 617	22 839	60.3	5 182	4 108
832, 3, 6, 9	Other social services -----	338	197	108 990	58 278	87.0	42 547	24 209	75.7	3 157	2 541
<b>87 ex. 8733</b>	<b>Engineering, accounting, research, management, and related services (except noncommercial research organizations)</b> --	<b>3 225</b>	<b>3 036</b>	<b>1 936 883</b>	<b>1 213 491</b>	<b>59.6</b>	<b>853 242</b>	<b>518 511</b>	<b>64.6</b>	<b>28 880</b>	<b>22 796</b>
871	Engineering, architectural, and surveying services -----	1 047	1 067	1 051 518	599 330	75.4	487 627	271 481	79.6	12 895	9 434
8711	Engineering services -----	677	642	862 472	448 236	92.4	406 208	212 129	91.5	10 256	6 831
8712	Architectural services -----	240	284	101 020	86 298	17.1	41 499	33 980	22.1	1 247	1 418
8713	Surveying services -----	130	141	88 026	64 796	35.9	39 920	25 372	57.3	1 392	1 185
872	Accounting, auditing, and bookkeeping services -----	1 235	1 139	366 563	294 083	24.6	146 120	114 039	28.1	6 322	5 719
873 ex. 8733	Research, development, and testing services (except noncommercial research organizations) -----	186	191	153 322	95 317	60.9	64 344	38 630	66.6	2 935	1 855
8731	Commercial physical and biological research -----	26	28	10 830	16 828	-35.6	4 721	7 807	-39.5	129	221
8732	Commercial economic, sociological, and educational research -----	27	59	6 680	18 301	-63.5	2 647	4 882	-45.8	350	443
8734	Testing laboratories -----	133	104	135 812	60 188	125.6	56 976	25 941	119.6	2 456	1 191
874	Management and public relations services --	757	639	365 480	224 761	62.6	155 151	94 361	64.4	6 728	5 788
8741	Management services -----	237	216	202 672	119 526	69.6	90 149	55 455	62.6	4 062	3 837
8742	Management consulting services -----	292	251	97 541	67 481	44.5	40 483	24 267	66.8	1 343	1 196
8743	Public relations services -----	40	52	13 325	9 291	43.4	4 454	2 708	64.5	201	157
8744	Facilities support management services --	17	11	14 549	4 353	234.2	7 578	1 991	280.6	532	94
8748	Business consulting services, n.e.c. -----	171	109	37 393	22 474	66.4	12 487	9 153	36.4	590	504
<b>89</b>	<b>Services, n.e.c.</b> -----	<b>238</b>	<b>365</b>	<b>92 884</b>	<b>54 784</b>	<b>69.5</b>	<b>31 088</b>	<b>18 549</b>	<b>67.6</b>	<b>1 021</b>	<b>1 035</b>

**Table 3b. Comparative Statistics for Firms Exempt From Federal Income Tax for the State: 1992 and 1987**

[Includes only establishments with payroll. For meaning of abbreviations and symbols, see introductory text. For explanation of terms and comparability of 1987 and 1992 censuses, see appendix A]

SIC code	Kind of business or operation	Establishments		Expenses			Annual payroll			Paid employees for pay period including March 12	
		1992 (number)	1987 (number)	1992 (\$1,000)	1987 (\$1,000)	Percent change 1987 to 1992	1992 (\$1,000)	1987 (\$1,000)	Percent change 1987 to 1992	1992 (number)	1987 (number)
	<b>Total -----</b>	<b>2 557</b>	<b>2 087</b>	<b>5 255 647</b>	<b>3 201 970</b>	<b>64.1</b>	<b>2 337 735</b>	<b>1 480 192</b>	<b>57.9</b>	<b>110 093</b>	<b>87 490</b>
<b>7032, 704</b>	<b>Camps and membership lodging -----</b>	<b>29</b>	<b>32</b>	<b>4 389</b>	<b>3 522</b>	<b>24.6</b>	<b>898</b>	<b>793</b>	<b>13.2</b>	<b>109</b>	<b>119</b>
<b>792, 7991 pt., 7997, 7999 pt., 84</b>	<b>Selected amusement, recreation, and related services -----</b>	<b>191</b>	<b>181</b>	<b>91 051</b>	<b>66 582</b>	<b>36.8</b>	<b>34 290</b>	<b>24 991</b>	<b>37.2</b>	<b>3 517</b>	<b>2 558</b>
792	Theatrical producers (except motion picture), bands, orchestras, and entertainers -----	25	23	12 131	5 984	102.7	3 880	2 116	83.4	1 207	479
7991 pt., 7997	Gymnasiums, athletic clubs, and membership sports and recreation clubs -----	118	110	53 341	43 682	22.1	21 294	17 124	24.4	1 605	1 545
7999 pt. 84	Fairs -----	7	5	7 657	2 766	176.8	1 613	753	114.2	103	79
	Museums, art galleries, and botanical and zoological gardens -----	41	43	17 922	14 150	26.7	7 503	4 998	50.1	602	455
<b>8011 pt.; 8021 pt.; 805, 6, 8, 9</b>	<b>Selected health services -----</b>	<b>310</b>	<b>211</b>	<b>4 452 720</b>	<b>2 699 458</b>	<b>64.9</b>	<b>2 037 997</b>	<b>1 273 072</b>	<b>60.1</b>	<b>84 961</b>	<b>66 058</b>
8011 pt., 8021 pt.	Clinics of doctors of medicine and dentists -----	17	14	21 803	8 663	151.7	9 258	3 094	199.2	382	211
805	Nursing and personal care facilities -----	128	46	144 652	61 521	135.1	66 348	30 338	118.7	6 257	3 191
806	Hospitals -----	114	117	4 235 104	2 606 866	62.5	1 943 972	1 229 974	58.0	77 389	62 031
808, 9	Other health services -----	51	34	51 161	22 408	128.3	18 419	9 666	90.6	933	625
808	Home health care services -----	4	7	3 105	3 274	-5.2	1 814	1 719	5.5	77	111
809	Miscellaneous health and allied services, n.e.c. -----	47	27	48 056	19 134	151.2	16 605	7 947	108.9	856	514
<b>8111 pt.</b>	<b>Legal aid societies and similar legal services -----</b>	<b>27</b>	<b>22</b>	<b>10 679</b>	<b>6 976</b>	<b>53.1</b>	<b>5 952</b>	<b>4 255</b>	<b>39.9</b>	<b>258</b>	<b>219</b>
<b>823, 4, 9</b>	<b>Selected educational services -----</b>	<b>60</b>	<b>39</b>	<b>13 517</b>	<b>5 773</b>	<b>134.1</b>	<b>4 713</b>	<b>2 219</b>	<b>112.4</b>	<b>391</b>	<b>225</b>
<b>83</b>	<b>Social services -----</b>	<b>1 025</b>	<b>791</b>	<b>411 190</b>	<b>249 358</b>	<b>64.9</b>	<b>165 545</b>	<b>111 741</b>	<b>48.2</b>	<b>15 112</b>	<b>13 514</b>
835	Child day care services -----	182	165	28 387	24 701	14.9	15 208	13 093	16.2	2 090	1 972
832, 3, 6, 9	Other social services -----	843	626	382 803	224 657	70.4	150 337	98 648	52.4	13 022	11 542
<b>861, 2, 4, 9</b>	<b>Selected membership organizations -----</b>	<b>857</b>	<b>775</b>	<b>239 220</b>	<b>151 657</b>	<b>57.7</b>	<b>75 981</b>	<b>55 259</b>	<b>37.5</b>	<b>5 253</b>	<b>4 401</b>
861	Business associations -----	203	178	68 409	53 088	28.9	25 807	19 217	34.3	1 163	1 038
864	Civic, social, and fraternal associations -----	456	400	115 363	59 252	94.7	33 187	21 783	52.4	3 155	2 220
862, 9	Other membership organizations -----	198	197	55 448	39 317	41.0	16 987	14 259	19.1	935	1 143
<b>873, 4 ex. 8744</b>	<b>Research, testing, and consulting services, except facilities support management services -----</b>	<b>58</b>	<b>36</b>	<b>32 881</b>	<b>18 644</b>	<b>76.4</b>	<b>12 359</b>	<b>7 862</b>	<b>57.2</b>	<b>492</b>	<b>396</b>
873	Research, development, and testing services -----	38	33	23 808	(D)	(D)	8 038	(D)	(D)	341	EE
8731	Commercial physical and biological research -----	4	6	(D)	(D)	(D)	(D)	(D)	(D)	CC	CC
8732	Commercial economic, sociological, and educational research -----	3	2	330	(D)	(D)	124	(D)	(D)	8	AA
8733	Noncommercial research organizations -----	29	23	(D)	9 832	(D)	(D)	4 206	(D)	CC	237
8734	Testing laboratories -----	2	2	(D)	(D)	(D)	(D)	(D)	(D)	AA	AA
874 ex. 8744	Management and public relations services, except facilities support management services -----	20	3	9 073	(D)	(D)	4 321	(D)	(D)	151	AA











**Table 4. Summary Statistics for Firms Subject to Federal Income Tax for Parishes and for**

[Includes only establishments with payroll. For meaning of abbreviations and symbols, see introductory text. For explanation of terms and comparability of 1987 and 1992 censuses, see

	Geographic area	Estab- lish- ments (number)	Receipts (\$1,000)	Annual payroll (\$1,000)	First- quarter payroll (\$1,000)	Paid employees for pay period including March 12 (number)	Selected kind-of-business or operation groups							
							Hotels, rooming houses, camps, and other lodging places (except membership lodging) (SIC 70 ex. 704)		Personal services (SIC 72)		Business services (SIC 73)		Automotive repair, services, and parking (SIC 75)	
							Number	Receipts (\$1,000)	Number	Receipts (\$1,000)	Number	Receipts (\$1,000)	Number	Receipts (\$1,000)
1	St. Tammany Parish -----	1 037	469 263	167 660	37 509	8 707	17	20 419	88	13 973	142	53 126	70	18 321
2	Covington -----	230	127 805	41 101	9 366	2 015	3	(D)	14	2 316	23	10 365	14	3 771
3	Mandeville -----	149	46 699	15 009	3 251	915	1	(D)	17	3 067	19	6 723	7	2 549
4	Slidell -----	415	220 455	84 189	19 261	3 921	11	(D)	43	7 336	51	22 522	36	8 088
5	Balance of parish -----	243	74 304	27 361	5 631	1 856	2	(D)	14	1 254	49	13 516	13	3 913
6	Tangipahoa Parish -----	422	163 165	57 330	12 282	3 408	12	7 205	45	11 538	33	11 481	41	9 803
7	Amite City -----	43	12 202	4 766	973	319	7	—	7	1 657	1	(D)	4	487
8	Hammond -----	245	112 789	37 786	8 114	2 155	9	6 107	25	7 165	23	10 340	20	5 797
9	Ponchatoula -----	49	16 489	6 486	1 409	445	—	—	6	1 889	3	(D)	3	150
10	Balance of parish -----	85	21 685	8 292	1 786	489	3	1 098	7	827	6	(D)	14	3 369
11	Tensas Parish -----	25	4 280	1 523	332	122	—	—	4	(D)	2	(D)	2	(D)
12	Terrebonne Parish -----	636	374 304	155 517	30 537	6 781	9	(D)	45	8 400	117	82 618	55	26 482
13	Houma -----	448	311 508	133 423	25 242	5 053	4	(D)	29	4 092	80	69 885	36	21 937
14	Balance of parish -----	188	62 796	22 094	5 295	1 728	5	(D)	16	4 308	37	12 733	19	4 545
15	Union Parish -----	48	13 229	4 870	1 197	441	1	(D)	3	(D)	3	(D)	8	1 052
16	Farmerville -----	33	9 275	3 448	810	317	1	(D)	3	(D)	2	(D)	4	759
17	Balance of parish -----	15	3 954	1 422	387	124	—	—	—	—	1	(D)	4	293
18	Vermilion Parish -----	249	82 237	31 769	7 101	2 112	6	1 081	32	3 706	32	26 877	22	3 919
19	Abbeville -----	141	50 287	19 700	4 310	1 234	3	182	16	2 056	16	21 652	9	1 609
20	Kaplan -----	35	9 397	2 827	638	211	1	(D)	5	578	2	(D)	3	246
21	Balance of parish -----	73	22 553	9 242	2 153	667	2	(D)	11	1 072	14	(D)	10	2 064
22	Vernon Parish -----	130	50 807	14 243	3 431	1 172	9	4 231	23	4 107	11	3 782	22	4 927
23	De Ridder (part) ▲ -----	1	(D)	(D)	(D)	AA	—	—	1	(D)	—	—	—	—
24	Leesville -----	94	41 839	12 033	2 875	954	5	(D)	17	3 314	7	(D)	13	3 366
25	Newllano -----	2	(D)	(D)	(D)	BB	2	(D)	—	—	—	—	—	—
26	Balance of parish -----	33	(D)	(D)	(D)	CC	2	(D)	5	(D)	4	(D)	9	1 561
27	Washington Parish -----	143	47 232	15 582	3 617	1 069	2	(D)	14	3 422	9	1 364	7	852
28	Bogalusa -----	83	30 320	10 519	2 304	697	—	—	9	2 087	7	(D)	2	(D)
29	Franklinton -----	42	9 800	2 807	787	188	1	(D)	5	1 335	1	(D)	2	(D)
30	Balance of parish -----	18	7 112	2 256	526	184	1	(D)	—	—	1	(D)	3	(D)
31	Webster Parish -----	150	70 453	23 993	5 903	1 371	8	1 070	19	4 322	12	1 411	10	1 072
32	Minden -----	100	45 767	14 853	3 669	869	6	(D)	12	3 394	6	813	9	(D)
33	Springhill -----	34	20 098	7 940	1 942	411	1	(D)	7	928	3	(D)	1	(D)
34	Balance of parish -----	16	4 588	1 200	292	91	1	(D)	—	—	3	(D)	—	—
35	West Baton Rouge Parish ---	66	42 850	13 750	2 787	790	7	6 332	4	(D)	11	4 894	12	6 146
36	Port Allen -----	44	35 731	11 184	2 490	680	5	(D)	3	(D)	8	(D)	6	4 063
37	Balance of parish -----	22	7 119	2 566	297	110	2	(D)	1	(D)	3	(D)	6	2 083
38	West Carroll Parish -----	41	7 285	2 095	538	311	—	—	4	965	6	794	5	1 064
39	West Feliciana Parish -----	36	15 716	7 329	1 797	469	6	2 322	—	—	1	(D)	2	(D)
40	Winn Parish -----	63	37 428	13 891	3 005	895	2	(D)	9	1 192	3	(D)	8	1 750
41	Winnfield -----	57	35 607	13 442	2 880	877	2	(D)	9	1 192	3	(D)	5	1 040
42	Balance of parish -----	6	1 821	449	125	18	—	—	—	—	—	—	3	710

# Places With 2,500 Inhabitants or More: 1992 —Con.

appendix A. For information on geographic areas followed by ▲, see appendix F]

Selected kind-of-business or operation groups —Con.														
Miscellaneous repair services (SIC 76)		Amusement and recreation services, including motion pictures and museums (SIC 78, 79, 84)		Health services (SIC 80)		Legal services (SIC 81)		Selected educational services (SIC 823, 4, 9)		Social services (SIC 83)		Engineering, accounting, research, management, and related services (except noncommercial research organizations) (SIC 87 ex. 8733)		
Number	Receipts (\$1,000)	Number	Receipts (\$1,000)	Number	Receipts (\$1,000)	Number	Receipts (\$1,000)	Number	Receipts (\$1,000)	Number	Receipts (\$1,000)	Number	Receipts (\$1,000)	
43	19 028	65	14 008	304	257 162	111	25 857	3	(D)	62	11 942	124	31 180	1
6	1 099	9	(D)	72	79 130	49	11 884	—	—	15	1 324	25	11 346	2
6	1 318	9	1 728	36	21 980	19	4 018	1	(D)	11	1 184	22	2 643	3
17	6 636	20	(D)	140	128 606	35	8 423	2	(D)	22	8 029	37	11 321	4
14	9 975	27	(D)	56	27 446	8	1 532	—	—	14	1 405	40	5 870	5
23	4 405	24	5 412	127	88 784	57	15 365	5	288	21	2 477	34	6 407	6
1	(D)	1	(D)	13	7 438	11	1 526	1	(D)	1	(D)	3	752	7
9	(D)	11	4 258	77	58 764	38	12 407	2	(D)	13	1 849	18	4 257	8
3	332	3	245	18	12 128	5	1 139	1	(D)	2	(D)	5	399	9
10	(D)	9	(D)	19	10 454	3	293	1	(D)	5	458	8	999	10
2	(D)	2	(D)	4	2 250	4	369	—	—	1	(D)	4	464	11
64	31 681	45	11 132	133	123 505	67	42 857	1	(D)	22	1 872	74	38 016	12
40	23 153	22	6 478	109	109 086	63	42 007	1	(D)	12	(D)	50	29 032	13
24	8 528	23	4 654	24	14 419	4	850	—	—	10	(D)	24	8 984	14
2	(D)	4	169	14	7 845	8	1 275	1	(D)	2	(D)	1	(D)	15
1	(D)	2	(D)	9	4 547	8	1 275	—	—	2	(D)	1	(D)	16
1	(D)	2	(D)	5	3 298	—	—	1	(D)	—	—	—	—	17
13	3 069	23	3 611	62	28 243	34	7 345	—	—	6	(D)	18	3 511	18
6	1 155	14	2 107	35	13 242	30	6 089	—	—	3	185	9	2 010	19
1	(D)	4	157	13	6 334	2	(D)	—	—	—	—	3	(D)	20
6	(D)	5	1 347	14	8 667	2	(D)	—	—	3	(D)	6	(D)	21
6	929	11	3 680	24	26 098	9	1 680	—	—	4	(D)	10	780	22
—	—	—	—	—	—	—	—	—	—	—	—	—	—	23
3	(D)	8	(D)	23	(D)	9	1 680	—	—	2	(D)	7	621	24
—	—	—	—	—	—	—	—	—	—	—	—	—	—	25
3	(D)	3	(D)	1	(D)	—	—	—	—	2	(D)	3	159	26
9	2 530	9	2 115	50	28 322	21	5 239	—	—	3	(D)	19	2 713	27
2	(D)	4	1 043	35	19 812	13	4 296	—	—	3	(D)	8	1 540	28
2	(D)	4	(D)	13	(D)	8	943	—	—	—	—	6	706	29
5	(D)	1	(D)	2	(D)	—	—	—	—	—	—	5	467	30
9	3 596	13	1 955	48	50 681	12	3 436	—	—	3	289	16	2 621	31
5	876	6	950	34	33 004	10	(D)	—	—	1	(D)	11	1 846	32
—	—	4	(D)	10	17 009	2	(D)	—	—	2	(D)	4	(D)	33
4	2 720	3	(D)	4	668	—	—	—	—	—	—	1	(D)	34
—	—	6	(D)	7	6 827	4	480	1	(D)	7	1 653	7	(D)	35
—	—	3	(D)	5	(D)	4	480	—	—	4	(D)	6	(D)	36
—	—	3	(D)	2	(D)	—	—	1	(D)	3	(D)	1	(D)	37
7	753	1	(D)	7	2 411	3	446	—	—	2	(D)	6	742	38
3	(D)	4	740	8	3 379	6	1 097	—	—	1	(D)	5	433	39
1	(D)	5	642	22	22 562	6	628	—	—	2	(D)	5	(D)	40
—	—	4	(D)	21	(D)	6	628	—	—	2	(D)	5	(D)	41
1	(D)	1	(D)	1	(D)	—	—	—	—	—	—	—	(D)	42

**Table 5. Summary Statistics for Firms Subject to Federal Income Tax for Places With 350 Establishments or More: 1992**

[Includes only establishments with payroll. For meaning of abbreviations and symbols, see introductory text. For explanation of terms and comparability of 1987 and 1992 censuses, see appendix A. For information on geographic areas followed by ▲, see appendix F]

SIC code	Geographic area and kind of business or operation	Establishments (number)	Receipts (\$1,000)	Annual payroll (\$1,000)	First-quarter payroll (\$1,000)	Paid employees for pay period including March 12 (number)
<b>ALEXANDRIA</b>						
	<b>Total</b> .....	<b>550</b>	<b>292 433</b>	<b>105 325</b>	<b>23 522</b>	<b>5 616</b>
<b>70 ex. 704</b>	<b>Hotels, rooming houses, camps, and other lodging places (except membership lodging)</b> .....	<b>16</b>	<b>15 470</b>	<b>4 774</b>	<b>1 252</b>	<b>658</b>
7011	Hotels and motels .....	16	15 470	4 774	1 252	658
7011 pt.	Hotels .....	10	(D)	(D)	(D)	FF
7011 pt.	Motels, motor hotels, and tourist courts .....	6	(D)	(D)	(D)	BB
702, 3	Other lodging places .....	—	—	—	—	—
<b>72</b>	<b>Personal services</b> .....	<b>56</b>	<b>14 108</b>	<b>5 123</b>	<b>1 213</b>	<b>434</b>
721	Laundry, cleaning, and garment services .....	13	3 020	1 407	342	144
7211	Power laundries, family and commercial* .....	—	—	—	—	—
7213	Linen supply* .....	—	—	—	—	—
7215	Coin-operated laundries and drycleaning .....	3	(D)	(D)	(D)	AA
7216	Drycleaning plants, except rug cleaning* .....	2	(D)	(D)	(D)	AA
7217	Carpet and upholstery cleaning .....	4	(D)	(D)	(D)	AA
7218	Industrial laundriers* .....	1	(D)	(D)	(D)	BB
7212, 9	Other laundry, cleaning, and garment services* .....	3	(D)	(D)	(D)	BB
722	Photographic studios, portrait .....	4	(D)	(D)	(D)	AA
723, 4	Beauty and barber shops .....	24	2 480	952	245	104
723	Beauty shops .....	19	2 258	863	214	93
724	Barber shops .....	5	222	89	31	11
725	Shoe repair shops and shoeshine parlors .....	—	—	—	—	—
726	Funeral service and crematories .....	6	4 615	1 514	306	54
729	Miscellaneous personal services .....	9	(D)	(D)	(D)	CC
<b>73</b>	<b>Business services</b> .....	<b>66</b>	<b>26 800</b>	<b>8 771</b>	<b>2 209</b>	<b>726</b>
731	Advertising .....	4	(D)	(D)	(D)	BB
732	Consumer credit reporting agencies, mercantile reporting agencies, and adjustment and collection agencies .....	3	(D)	(D)	(D)	BB
733	Mailing, reproduction, commercial art and photography, and stenographic services .....	6	1 903	538	146	23
734	Services to dwellings and other buildings .....	14	4 893	1 582	367	168
735	Miscellaneous equipment rental and leasing .....	10	4 293	1 026	440	73
736	Personnel supply services .....	7	3 885	2 570	506	212
737	Computer programming, data processing, and other computer related services .....	5	(D)	(D)	(D)	BB
7371, 2, 3	Computer programming, prepackaged software, and integrated systems .....	1	(D)	(D)	(D)	AA
7374, 5, 6	Data processing services .....	3	(D)	(D)	(D)	AA
7377, 8, 9	Computer rental and leasing, maintenance, and related services, n.e.c. ....	1	(D)	(D)	(D)	AA
738	Miscellaneous business services .....	17	(D)	(D)	(D)	CC
<b>75</b>	<b>Automotive repair, services, and parking</b> .....	<b>41</b>	<b>13 629</b>	<b>3 454</b>	<b>830</b>	<b>246</b>
751	Automotive rental and leasing, without drivers .....	4	2 214	308	72	20
752	Automobile parking .....	—	—	—	—	—
753	Automotive repair shops .....	31	9 356	2 536	619	171
7532	Top, body, and upholstery repair shops and paint shops .....	7	3 283	1 115	296	79
7538	General automotive repair shops .....	8	2 103	418	104	25
7533, 4, 6, 7, 9	Other automotive repair shops .....	16	3 970	1 003	219	67
754	Automotive services, except repair .....	6	2 059	610	139	55
<b>76</b>	<b>Miscellaneous repair services</b> .....	<b>21</b>	<b>6 260</b>	<b>2 171</b>	<b>501</b>	<b>133</b>
762	Electrical repair shops .....	6	3 498	1 445	323	76
7622	Radio and television repair shops .....	1	(D)	(D)	(D)	AA
7623, 9	Other electrical and electronic repair shops .....	5	(D)	(D)	(D)	BB
763	Watch, clock, and jewelry repair .....	—	—	—	—	—
764	Reupholstery and furniture repair .....	4	(D)	(D)	(D)	AA
769	Miscellaneous repair and related services .....	11	(D)	(D)	(D)	BB
<b>78, 79, 84</b>	<b>Amusement and recreation services, including motion pictures and museums</b> .....	<b>19</b>	<b>8 632</b>	<b>1 704</b>	<b>392</b>	<b>163</b>
781, 2	Motion picture production, distribution, and services .....	2	(D)	(D)	(D)	AA
783	Motion picture theaters .....	3	2 846	441	110	42
784	Video tape rental .....	2	(D)	(D)	(D)	AA
792	Theatrical producers (except motion picture), bands, orchestras, and entertainers .....	2	(D)	(D)	(D)	AA
793	Bowling centers .....	2	(D)	(D)	(D)	BB
79 ex. 792, 3, 84	Commercial sports and other amusement and recreation services, including museums .....	8	(D)	(D)	(D)	BB
<b>80</b>	<b>Health services</b> .....	<b>183</b>	<b>140 725</b>	<b>54 750</b>	<b>12 286</b>	<b>2 364</b>
801	Offices and clinics of doctors of medicine .....	104	84 098	33 801	7 202	747
802	Offices and clinics of dentists .....	26	7 443	2 278	489	133
803	Offices and clinics of doctors of osteopathy .....	—	—	—	—	—
804	Offices and clinics of other health practitioners .....	20	5 863	1 894	517	106
805	Nursing and personal care facilities .....	12	21 146	8 747	2 059	873
806	Hospitals .....	1	(D)	(D)	(D)	CC
807, 8, 9	Other health services .....	20	(D)	(D)	(D)	EE
<b>81</b>	<b>Legal services</b> .....	<b>85</b>	<b>42 561</b>	<b>15 217</b>	<b>2 788</b>	<b>405</b>
<b>823, 4, 9</b>	<b>Selected educational services</b> .....	<b>5</b>	<b>(D)</b>	<b>(D)</b>	<b>(D)</b>	<b>BB</b>

**Table 5. Summary Statistics for Firms Subject to Federal Income Tax for Places With 350 Establishments or More: 1992 — Con.**

[Includes only establishments with payroll. For meaning of abbreviations and symbols, see introductory text. For explanation of terms and comparability of 1987 and 1992 censuses, see appendix A. For information on geographic areas followed by ▲, see appendix F]

SIC code	Geographic area and kind of business or operation	Establishments (number)	Receipts (\$1,000)	Annual payroll (\$1,000)	First-quarter payroll (\$1,000)	Paid employees for pay period including March 12 (number)
<b>ALEXANDRIA—Con.</b>						
<b>83</b>	<b>Social services .....</b>	<b>11</b>	<b>1 984</b>	<b>825</b>	<b>229</b>	<b>90</b>
835	Child day care services .....	8	757	323	103	69
832, 3, 6, 9	Other social services .....	3	1 227	502	126	21
<b>87 ex. 8733</b>	<b>Engineering, accounting, research, management, and related services (except noncommercial research organizations) .....</b>	<b>45</b>	<b>20 554</b>	<b>7 958</b>	<b>1 676</b>	<b>345</b>
871	Engineering, architectural, and surveying services .....	13	10 297	5 334	1 059	200
872	Accounting, auditing, and bookkeeping services .....	20	(D)	(D)	(D)	BB
873 ex. 8733	Research, development, and testing services (except noncommercial research organizations) .....	1	(D)	(D)	(D)	AA
874	Management and public relations services .....	11	5 410	1 131	224	49
<b>89</b>	<b>Services, n.e.c. ....</b>	<b>2</b>	<b>(D)</b>	<b>(D)</b>	<b>(D)</b>	<b>AA</b>
<b>BATON ROUGE</b>						
	<b>Total .....</b>	<b>2 666</b>	<b>1 726 556</b>	<b>704 778</b>	<b>158 435</b>	<b>31 801</b>
<b>70 ex. 704</b>	<b>Hotels, rooming houses, camps, and other lodging places (except membership lodging) .....</b>	<b>41</b>	<b>(D)</b>	<b>(D)</b>	<b>(D)</b>	<b>GG</b>
7011	Hotels and motels .....	40	52 480	12 816	2 769	1 259
7011 pt.	Hotels .....	23	43 806	11 120	2 357	1 055
7011 pt.	Hotels, 25 guestrooms or more .....	22	(D)	(D)	(D)	GG
7011 pt.	Hotels, less than 25 guestrooms .....	1	(D)	(D)	(D)	AA
7011 pt.	Motels, motor hotels, and tourist courts .....	17	8 674	1 696	412	204
7011 pt.	Motels, tourist courts .....	14	(D)	(D)	(D)	CC
7011 pt.	Motor hotels .....	3	(D)	(D)	(D)	BB
702, 3	Other lodging places .....	1	(D)	(D)	(D)	AA
702	Rooming and boarding houses .....	—	—	—	—	—
703	Camps and recreational vehicle parks .....	1	(D)	(D)	(D)	AA
<b>72</b>	<b>Personal services .....</b>	<b>227</b>	<b>70 904</b>	<b>25 197</b>	<b>6 065</b>	<b>2 246</b>
721	Laundry, cleaning, and garment services .....	72	35 018	11 700	2 721	968
7211	Power laundries, family and commercial* .....	6	1 364	536	102	57
7213	Linen supply* .....	—	—	—	—	—
7215	Coin-operated laundries and drycleaning .....	6	(D)	(D)	(D)	AA
7216	Drycleaning plants, except rug cleaning* .....	46	13 200	4 608	1 041	445
7217	Carpet and upholstery cleaning .....	5	1 114	511	101	49
7218	Industrial laundries* .....	4	(D)	(D)	(D)	EE
7212, 9	Other laundry, cleaning, and garment services* .....	5	311	103	26	14
7212	Garment pressing, and agents for laundries and drycleaners .....	2	(D)	(D)	(D)	AA
7219	Laundry and garment services, n.e.c.* .....	3	(D)	(D)	(D)	AA
722	Photographic studios, portrait .....	15	3 418	827	205	94
723, 4	Beauty and barber shops .....	92	17 843	8 152	1 894	683
723	Beauty shops .....	88	(D)	(D)	(D)	FF
724	Barber shops .....	4	(D)	(D)	(D)	AA
725	Shoe repair shops and shoeshine parlors .....	9	(D)	(D)	(D)	BB
726	Funeral service and crematories .....	10	(D)	(D)	(D)	CC
729	Miscellaneous personal services .....	29	7 155	2 202	702	367
7291	Tax return preparation services .....	7	1 468	911	383	229
7299	Miscellaneous personal services, n.e.c. ....	22	5 687	1 291	319	138
<b>73</b>	<b>Business services .....</b>	<b>426</b>	<b>338 495</b>	<b>147 796</b>	<b>35 506</b>	<b>10 507</b>
731	Advertising .....	33	18 911	4 715	1 256	316
7311	Advertising agencies .....	30	(D)	(D)	(D)	EE
7312	Outdoor advertising services .....	2	(D)	(D)	(D)	BB
7313	Radio, television, publishers' advertising representatives .....	1	(D)	(D)	(D)	AA
7319	Advertising, n.e.c. ....	—	—	—	—	—
732	Consumer credit reporting agencies, mercantile reporting agencies, and adjustment and collection agencies .....	19	(D)	(D)	(D)	CC
7322	Adjustment and collection services .....	16	(D)	(D)	(D)	BB
7323	Credit reporting services .....	3	(D)	(D)	(D)	BB
733	Mailing, reproduction, commercial art and photography, and stenographic services .....	44	13 240	3 839	925	350
7331	Direct mail advertising services .....	2	(D)	(D)	(D)	BB
7334	Photocopying and duplicating services .....	10	(D)	(D)	(D)	CC
7335, 6	Commercial photography, art, and graphics .....	17	3 563	1 161	305	64
7335	Commercial photography .....	7	(D)	(D)	(D)	BB
7336	Commercial art and graphic design .....	10	(D)	(D)	(D)	BB
7338	Secretarial and court reporting services .....	15	3 295	793	196	112
734	Services to dwellings and other buildings .....	58	26 590	11 128	2 642	1 793
7342	Disinfecting and pest control services .....	14	7 522	2 882	691	152
7349	Building cleaning and maintenance services, n.e.c. ....	44	19 068	8 246	1 951	1 641
735	Miscellaneous equipment rental and leasing .....	49	66 042	21 877	5 126	782
7352	Medical equipment rental and leasing .....	3	(D)	(D)	(D)	AA
7353	Heavy construction equipment rental and leasing .....	10	(D)	(D)	(D)	BB
7359	Equipment rental and leasing, n.e.c. ....	36	53 031	19 193	4 511	688
736	Personnel supply services .....	50	(D)	(D)	(D)	HH
7361	Employment agencies .....	17	(D)	(D)	(D)	CC
7363	Help supply services .....	33	79 167	57 889	14 154	4 539
7363 pt.	Temporary help supply .....	24	53 222	37 426	9 159	3 464
7363 pt.	Help supply, except temporary .....	9	25 945	20 463	4 995	1 075

**Table 5. Summary Statistics for Firms Subject to Federal Income Tax for Places With 350 Establishments or More: 1992 — Con.**

[Includes only establishments with payroll. For meaning of abbreviations and symbols, see introductory text. For explanation of terms and comparability of 1987 and 1992 censuses, see appendix A. For information on geographic areas followed by ▲, see appendix F]

SIC code	Geographic area and kind of business or operation	Establishments (number)	Receipts (\$1,000)	Annual payroll (\$1,000)	First-quarter payroll (\$1,000)	Paid employees for pay period including March 12 (number)
<b>BATON ROUGE—Con.</b>						
<b>73</b>	<b>Business services—Con.</b>					
737	Computer programming, data processing, and other computer related services -----	69	(D)	(D)	(D)	FF
7371, 2, 3	Computer programming, prepackaged software, and integrated systems -----	35	(D)	(D)	(D)	CC
7371	Computer programming services -----	25	(D)	(D)	(D)	CC
7372	Prepackaged software -----	3	(D)	(D)	(D)	AA
7373	Computer integrated systems -----	7	(D)	(D)	(D)	BB
7374, 5, 6	Data processing services -----	16	19 947	5 162	1 117	215
7374, 5	Computer processing, information retrieval -----	15	(D)	(D)	(D)	CC
7376	Computer facilities management services -----	1	(D)	(D)	(D)	BB
7377, 8, 9	Computer rental and leasing, maintenance, and related services, n.e.c. -----	18	(D)	(D)	(D)	CC
7377	Computer rental and leasing -----	3	(D)	(D)	(D)	AA
7378	Computer maintenance and repair -----	10	(D)	(D)	(D)	CC
7379	Computer related services, n.e.c. -----	5	(D)	(D)	(D)	AA
738	Miscellaneous business services -----	104	(D)	(D)	(D)	GG
7381, 2	Detective agencies and protective services -----	27	22 991	11 885	2 811	985
7381	Detective, guard, and armored car services -----	21	(D)	(D)	(D)	FF
7382	Security systems services -----	6	(D)	(D)	(D)	BB
7383	News syndicates -----	3	(D)	(D)	(D)	AA
7384	Photofinishing laboratories* -----	9	2 782	904	206	69
7389	Business services, n.e.c. -----	65	41 415	14 404	3 434	777
7389 pt.	Sign painting shops -----	4	(D)	(D)	(D)	AA
7389 pt.	Interior designing -----	3	(D)	(D)	(D)	BB
7389 pt.	Telephone answering services -----	9	(D)	(D)	(D)	CC
7389 pt.	Other business services -----	49	36 506	12 638	3 015	623
<b>75</b>	<b>Automotive repair, services, and parking -----</b>	<b>208</b>	<b>74 826</b>	<b>19 059</b>	<b>4 382</b>	<b>1 092</b>
751	Automotive rental and leasing, without drivers -----	14	12 810	1 520	380	99
7513	Truck rental and leasing, without drivers -----	4	(D)	(D)	(D)	BB
7514, 5	Passenger car rental and leasing -----	9	(D)	(D)	(D)	BB
7514	Passenger car rental -----	8	(D)	(D)	(D)	BB
7515	Passenger car leasing -----	1	(D)	(D)	(D)	AA
7519	Utility trailer and recreational vehicle rental -----	1	(D)	(D)	(D)	AA
752	Automobile parking -----	18	2 049	90	19	12
753	Automotive repair shops -----	142	51 470	14 674	3 482	827
7532	Top, body, and upholstery repair shops and paint shops -----	29	12 609	3 912	946	212
7532 pt.	Top and body repair shops -----	26	11 293	3 486	848	192
7532 pt.	Paint shops -----	3	1 316	426	98	20
7538	General automotive repair shops -----	65	25 682	7 692	1 828	426
7538 pt.	General automotive repair shops, except diesel -----	57	21 595	6 437	1 502	359
7538 pt.	Diesel repair shops -----	8	4 087	1 255	326	67
7533, 4, 6, 7, 9	Other automotive repair shops -----	48	13 179	3 070	708	189
7533	Automotive exhaust system repair shops -----	9	2 829	756	159	44
7534	Tire retreading and repair shops -----	1	(D)	(D)	(D)	AA
7536	Automotive glass replacement shops -----	6	(D)	(D)	(D)	AA
7537	Automotive transmission repair shops -----	18	3 964	992	238	65
7539	Automotive repair shops, n.e.c. -----	14	(D)	(D)	(D)	BB
7539 pt.	Radiator repair -----	5	776	194	45	17
7539 pt.	Brake, front end, and wheel alignment -----	2	(D)	(D)	(D)	AA
7539 pt.	Automotive electrical and fuel system services -----	5	1 175	334	83	20
7539 pt.	Other automotive repair shops, n.e.c. -----	2	(D)	(D)	(D)	AA
754	Automotive services, except repair -----	34	8 497	2 775	501	154
7542	Carwashes -----	7	(D)	(D)	(D)	BB
7549	Automotive services, except repair and carwashes -----	27	(D)	(D)	(D)	BB
<b>76</b>	<b>Miscellaneous repair services -----</b>	<b>118</b>	<b>62 649</b>	<b>19 537</b>	<b>4 579</b>	<b>814</b>
762	Electrical repair shops -----	38	25 808	8 026	1 898	377
7622	Radio and television repair shops -----	9	970	252	56	20
7623, 9	Other electrical and electronic repair shops -----	29	24 838	7 774	1 842	357
7623	Refrigeration and air-conditioning service and repair shops -----	4	(D)	(D)	(D)	AA
7629	Electrical and electronic repair shops, n.e.c. -----	25	(D)	(D)	(D)	EE
763	Watch, clock, and jewelry repair -----	3	357	42	9	5
764	Reupholstery and furniture repair -----	9	(D)	(D)	(D)	BB
769	Miscellaneous repair and related services -----	68	(D)	(D)	(D)	EE
7692	Welding repair -----	5	1 724	453	117	24
7694	Armature rewinding shops -----	5	1 674	369	86	16
7699	Repair shops and related services, n.e.c. -----	58	(D)	(D)	(D)	EE
<b>78, 79, 84</b>	<b>Amusement and recreation services, including motion pictures and museums -----</b>	<b>88</b>	<b>57 390</b>	<b>10 392</b>	<b>1 991</b>	<b>915</b>
781, 2	Motion picture production, distribution, and services -----	6	557	178	56	13
783	Motion picture theaters -----	6	(D)	(D)	(D)	CC
7832	Motion picture theaters, except drive-in -----	5	(D)	(D)	(D)	BB
7833	Drive-in motion picture theaters -----	1	(D)	(D)	(D)	AA
784	Video tape rental -----	16	5 668	733	158	121
792	Theatrical producers (except motion picture), bands, orchestras, and entertainers -----	4	(D)	(D)	(D)	AA
7922	Theatrical producers (except motion picture) and miscellaneous theatrical services -----	4	(D)	(D)	(D)	AA
7929	Bands, orchestras, actors, and other entertainers and entertainment groups -----	—	—	—	—	—
793	Bowling centers -----	3	(D)	(D)	(D)	BB

**Table 5. Summary Statistics for Firms Subject to Federal Income Tax for Places With 350 Establishments or More: 1992 — Con.**

[Includes only establishments with payroll. For meaning of abbreviations and symbols, see introductory text. For explanation of terms and comparability of 1987 and 1992 censuses, see appendix A. For information on geographic areas followed by ▲, see appendix F]

SIC code	Geographic area and kind of business or operation	Establishments (number)	Receipts (\$1,000)	Annual payroll (\$1,000)	First-quarter payroll (\$1,000)	Paid employees for pay period including March 12 (number)
<b>BATON ROUGE—Con.</b>						
<b>78, 79, 84</b>	<b>Amusement and recreation services, including motion pictures and museums—Con.</b>					
79 ex. 792, 3, 84	Commercial sports and other amusement and recreation services, including museums .....	53	39 711	7 294	1 305	570
794	Commercial sports .....	—	—	—	—	—
7941	Professional sports clubs, managers, promoters .....	—	—	—	—	—
7948	Racing, including track operation .....	—	—	—	—	—
79 ex. 792, 3, 4; 84	Other amusement and recreation services, including museums .....	53	39 711	7 294	1 305	570
791	Dance studios, schools, and halls .....	5	(D)	(D)	(D)	BB
7991	Physical fitness facilities .....	11	4 524	1 508	335	206
7992	Public golf courses .....	—	—	—	—	—
7993	Coin-operated amusement devices .....	4	1 461	139	29	8
7996	Amusement parks .....	2	(D)	(D)	(D)	BB
7997	Membership sports and recreation clubs .....	6	(D)	(D)	(D)	AA
7999, 84	Amusement and recreation services, including museums, n.e.c. .....	25	(D)	(D)	(D)	CC
7999 pt.	Concession operators of amusement devices and rides .....	1	(D)	(D)	(D)	AA
7999 pt., 84	Carnivals, circuses, and fairs .....	1	(D)	(D)	(D)	AA
	Other recreation and amusements, including museums .....	23	29 767	4 689	720	227
<b>80</b>	<b>Health services .....</b>	<b>611</b>	<b>481 248</b>	<b>216 352</b>	<b>44 666</b>	<b>6 869</b>
801	Offices and clinics of doctors of medicine .....	287	271 768	139 143	27 051	2 431
8011 pt.	Offices of doctors of medicine .....	277	261 151	134 459	26 101	2 277
8011 pt.	General medical clinics .....	10	10 617	4 684	950	154
802	Offices and clinics of dentists .....	157	44 152	15 302	3 317	738
803	Offices and clinics of doctors of osteopathy .....	—	—	—	—	—
804	Offices and clinics of other health practitioners .....	81	18 762	6 384	1 493	351
8041	Offices and clinics of chiropractors .....	29	6 498	2 087	539	136
8042	Offices and clinics of optometrists .....	12	3 372	1 049	207	55
8043	Offices and clinics of podiatrists .....	6	(D)	(D)	(D)	BB
8049	Offices and clinics of health practitioners, n.e.c. .....	34	(D)	(D)	(D)	CC
805	Nursing and personal care facilities .....	17	38 152	16 643	4 002	1 617
8051	Skilled nursing care facilities .....	11	35 385	15 418	3 706	1 491
8052	Intermediate care facilities .....	2	(D)	(D)	(D)	BB
8059	Nursing and personal care facilities, n.e.c. .....	4	(D)	(D)	(D)	CC
806	Hospitals .....	3	23 290	9 644	2 281	441
8062	General medical and surgical hospitals .....	—	—	—	—	—
8063, 9	Specialty hospitals .....	3	23 290	9 644	2 281	441
807, 8, 9	Other health services .....	66	85 124	29 236	6 522	1 291
807	Medical and dental laboratories .....	21	43 492	13 225	3 514	576
8071	Medical laboratories .....	12	40 710	11 959	3 250	516
8072	Dental laboratories .....	9	2 782	1 266	264	60
808	Home health care services .....	19	19 314	9 780	1 695	483
809	Miscellaneous health and allied services, n.e.c. .....	26	22 318	6 231	1 313	232
8092	Kidney dialysis centers .....	3	(D)	(D)	(D)	BB
8093	Specialty outpatient facilities, n.e.c. .....	16	9 755	2 946	604	104
8099	Health and allied services, n.e.c. .....	7	(D)	(D)	(D)	BB
<b>81</b>	<b>Legal services .....</b>	<b>351</b>	<b>180 754</b>	<b>62 572</b>	<b>13 066</b>	<b>1 980</b>
<b>823, 4, 9</b>	<b>Selected educational services .....</b>	<b>36</b>	<b>13 019</b>	<b>4 840</b>	<b>1 038</b>	<b>270</b>
823	Libraries .....	3	(D)	(D)	(D)	AA
824	Vocational schools .....	13	9 301	3 542	748	156
829	Schools and educational services, n.e.c. .....	20	(D)	(D)	(D)	BB
<b>83</b>	<b>Social services .....</b>	<b>91</b>	<b>15 806</b>	<b>6 962</b>	<b>1 653</b>	<b>683</b>
835	Child day care services .....	61	7 447	3 015	773	441
832, 3, 6, 9	Other social services .....	30	8 359	3 947	880	242
<b>87 ex. 8733</b>	<b>Engineering, accounting, research, management, and related services (except noncommercial research organizations) .....</b>	<b>447</b>	<b>364 089</b>	<b>172 793</b>	<b>41 120</b>	<b>4 974</b>
871	Engineering, architectural, and surveying services .....	186	257 201	123 097	30 237	3 183
8711	Engineering services .....	135	239 344	116 242	28 816	2 901
8712	Architectural services .....	45	11 465	3 687	716	148
8713	Surveying services .....	6	6 392	3 168	705	134
872	Accounting, auditing, and bookkeeping services .....	116	33 894	13 949	2 935	535
873 ex. 8733	Research, development, and testing services (except noncommercial research organizations) .....	26	21 483	11 137	2 408	448
8731	Commercial physical and biological research .....	5	(D)	(D)	(D)	AA
8732	Commercial economic, sociological, and educational research .....	3	(D)	(D)	(D)	BB
8734	Testing laboratories .....	18	19 216	10 172	2 224	412
874	Management and public relations services .....	119	51 511	24 610	5 540	808
8741	Management services .....	30	21 848	11 971	2 824	355
8742	Management consulting services .....	46	16 978	8 377	1 883	223
8743	Public relations services .....	10	(D)	(D)	(D)	BB
8744	Facilities support management services .....	1	(D)	(D)	(D)	AA
8748	Business consulting services, n.e.c. .....	32	9 187	2 843	534	190
<b>89</b>	<b>Services, n.e.c. ....</b>	<b>22</b>	<b>(D)</b>	<b>(D)</b>	<b>(D)</b>	<b>CC</b>



**Table 5. Summary Statistics for Firms Subject to Federal Income Tax for Places With 350 Establishments or More: 1992 — Con.**

[Includes only establishments with payroll. For meaning of abbreviations and symbols, see introductory text. For explanation of terms and comparability of 1987 and 1992 censuses, see appendix A. For information on geographic areas followed by ▲, see appendix F]

SIC code	Geographic area and kind of business or operation	Establishments (number)	Receipts (\$1,000)	Annual payroll (\$1,000)	First-quarter payroll (\$1,000)	Paid employees for pay period including March 12 (number)
<b>BOSSIER CITY</b>						
	<b>Total</b> .....	<b>364</b>	<b>200 000</b>	<b>58 980</b>	<b>12 684</b>	<b>3 434</b>
<b>70 ex. 704</b>	<b>Hotels, rooming houses, camps, and other lodging places (except membership lodging)</b> .....	<b>22</b>	<b>(D)</b>	<b>(D)</b>	<b>(D)</b>	<b>EE</b>
7011	Hotels and motels .....	21	13 415	3 250	713	348
7011 pt.	Hotels .....	7	7 083	2 055	462	175
7011 pt.	Motels, motor hotels, and tourist courts .....	14	6 332	1 195	251	173
702, 3	Other lodging places .....	1	(D)	(D)	(D)	AA
<b>72</b>	<b>Personal services</b> .....	<b>52</b>	<b>8 720</b>	<b>2 739</b>	<b>719</b>	<b>335</b>
721	Laundry, cleaning, and garment services .....	18	(D)	(D)	(D)	CC
7211	Power laundries, family and commercial* .....	—	—	—	—	—
7213	Linen supply* .....	1	(D)	(D)	(D)	AA
7215	Coin-operated laundries and drycleaning .....	5	777	230	80	34
7216	Drycleaning plants, except rug cleaning* .....	8	(D)	(D)	(D)	BB
7217	Carpet and upholstery cleaning .....	3	(D)	(D)	(D)	BB
7218	Industrial laundriers* .....	—	—	—	—	—
7212, 9	Other laundry, cleaning, and garment services* .....	1	(D)	(D)	(D)	BB
722	Photographic studios, portrait .....	4	(D)	(D)	(D)	BB
723, 4	Beauty and barber shops .....	24	(D)	(D)	(D)	CC
723	Beauty shops .....	19	2 148	797	198	93
724	Barber shops .....	5	(D)	(D)	(D)	BB
725	Shoe repair shops and shoeshine parlors .....	—	—	—	—	—
726	Funeral service and crematories .....	2	(D)	(D)	(D)	AA
729	Miscellaneous personal services .....	4	(D)	(D)	(D)	AA
<b>73</b>	<b>Business services</b> .....	<b>55</b>	<b>15 340</b>	<b>5 365</b>	<b>1 199</b>	<b>362</b>
731	Advertising .....	2	(D)	(D)	(D)	AA
732	Consumer credit reporting agencies, mercantile reporting agencies, and adjustment and collection agencies .....	2	(D)	(D)	(D)	AA
733	Mailing, reproduction, commercial art and photography, and stenographic services .....	1	(D)	(D)	(D)	AA
734	Services to dwellings and other buildings .....	18	(D)	(D)	(D)	BB
735	Miscellaneous equipment rental and leasing .....	5	2 860	1 011	206	33
736	Personnel supply services .....	6	(D)	(D)	(D)	BB
737	Computer programming, data processing, and other computer related services .....	8	(D)	(D)	(D)	BB
7371, 2, 3	Computer programming, prepackaged software, and integrated systems .....	3	(D)	(D)	(D)	BB
7374, 5, 6	Data processing services .....	4	(D)	(D)	(D)	BB
7377, 8, 9	Computer rental and leasing, maintenance, and related services, n.e.c. ....	1	(D)	(D)	(D)	AA
738	Miscellaneous business services .....	13	(D)	(D)	(D)	BB
<b>75</b>	<b>Automotive repair, services, and parking</b> .....	<b>48</b>	<b>14 048</b>	<b>2 940</b>	<b>677</b>	<b>192</b>
751	Automotive rental and leasing, without drivers .....	2	(D)	(D)	(D)	AA
752	Automobile parking .....	—	—	—	—	—
753	Automotive repair shops .....	39	11 168	2 314	538	144
7532	Top, body, and upholstery repair shops and paint shops .....	5	1 272	280	61	22
7538	General automotive repair shops .....	19	4 277	871	205	57
7533, 4, 6, 7, 9	Other automotive repair shops .....	15	5 619	1 163	272	65
754	Automotive services, except repair .....	7	(D)	(D)	(D)	BB
<b>76</b>	<b>Miscellaneous repair services</b> .....	<b>21</b>	<b>13 822</b>	<b>4 502</b>	<b>1 020</b>	<b>229</b>
762	Electrical repair shops .....	6	922	268	59	16
7622	Radio and television repair shops .....	3	(D)	(D)	(D)	AA
7623, 9	Other electrical and electronic repair shops .....	3	(D)	(D)	(D)	AA
763	Watch, clock, and jewelry repair .....	1	(D)	(D)	(D)	AA
764	Reupholstery and furniture repair .....	—	—	—	—	—
769	Miscellaneous repair and related services .....	14	(D)	(D)	(D)	CC
<b>78, 79, 84</b>	<b>Amusement and recreation services, including motion pictures and museums</b> .....	<b>23</b>	<b>(D)</b>	<b>(D)</b>	<b>(D)</b>	<b>FF</b>
781, 2	Motion picture production, distribution, and services .....	1	(D)	(D)	(D)	AA
783	Motion picture theaters .....	1	(D)	(D)	(D)	BB
784	Video tape rental .....	1	(D)	(D)	(D)	AA
792	Theatrical producers (except motion picture), bands, orchestras, and entertainers .....	—	—	—	—	—
793	Bowling centers .....	1	(D)	(D)	(D)	BB
79 ex. 792, 3, 84	Commercial sports and other amusement and recreation services, including museums .....	19	(D)	(D)	(D)	EE
<b>80</b>	<b>Health services</b> .....	<b>85</b>	<b>81 341</b>	<b>25 378</b>	<b>5 865</b>	<b>1 212</b>
801	Offices and clinics of doctors of medicine .....	40	19 325	7 430	1 653	202
802	Offices and clinics of dentists .....	16	5 029	1 598	324	68
803	Offices and clinics of doctors of osteopathy .....	—	—	—	—	—
804	Offices and clinics of other health practitioners .....	10	(D)	(D)	(D)	BB
805	Nursing and personal care facilities .....	6	11 653	5 063	1 200	508
806	Hospitals .....	1	(D)	(D)	(D)	CC
807, 8, 9	Other health services .....	12	(D)	(D)	(D)	CC
<b>81</b>	<b>Legal services</b> .....	<b>20</b>	<b>(D)</b>	<b>(D)</b>	<b>(D)</b>	<b>BB</b>
<b>823, 4, 9</b>	<b>Selected educational services</b> .....	<b>1</b>	<b>(D)</b>	<b>(D)</b>	<b>(D)</b>	<b>AA</b>

**Table 5. Summary Statistics for Firms Subject to Federal Income Tax for Places With 350 Establishments or More: 1992 — Con.**

[Includes only establishments with payroll. For meaning of abbreviations and symbols, see introductory text. For explanation of terms and comparability of 1987 and 1992 censuses, see appendix A. For information on geographic areas followed by ▲, see appendix F]

SIC code	Geographic area and kind of business or operation	Establishments (number)	Receipts (\$1,000)	Annual payroll (\$1,000)	First-quarter payroll (\$1,000)	Paid employees for pay period including March 12 (number)
<b>BOSSIER CITY — Con.</b>						
<b>83</b>	<b>Social services</b> .....	<b>13</b>	<b>1 984</b>	<b>760</b>	<b>190</b>	<b>108</b>
835	Child day care services .....	10	1 568	650	157	91
832, 3, 6, 9	Other social services .....	3	416	110	33	17
<b>87 ex. 8733</b>	<b>Engineering, accounting, research, management, and related services (except noncommercial research organizations)</b> .....	<b>23</b>	<b>5 009</b>	<b>2 421</b>	<b>357</b>	<b>65</b>
871	Engineering, architectural, and surveying services .....	3	(D)	(D)	(D)	AA
872	Accounting, auditing, and bookkeeping services .....	12	(D)	(D)	(D)	BB
873 ex. 8733	Research, development, and testing services (except noncommercial research organizations) .....	3	(D)	(D)	(D)	AA
874	Management and public relations services .....	5	2 640	1 508	129	5
<b>89</b>	<b>Services, n.e.c.</b> .....	<b>1</b>	<b>(D)</b>	<b>(D)</b>	<b>(D)</b>	<b>AA</b>
<b>HOUMA</b>						
	<b>Total</b> .....	<b>448</b>	<b>311 508</b>	<b>133 423</b>	<b>25 242</b>	<b>5 053</b>
<b>70 ex. 704</b>	<b>Hotels, rooming houses, camps, and other lodging places (except membership lodging)</b> .....	<b>4</b>	<b>(D)</b>	<b>(D)</b>	<b>(D)</b>	<b>CC</b>
7011	Hotels and motels .....	4	(D)	(D)	(D)	CC
7011 pt.	Hotels .....	1	(D)	(D)	(D)	BB
7011 pt.	Motels, motor hotels, and tourist courts .....	3	3 849	931	218	106
702, 3	Other lodging places .....	—	—	—	—	—
<b>72</b>	<b>Personal services</b> .....	<b>29</b>	<b>4 092</b>	<b>1 162</b>	<b>318</b>	<b>138</b>
721	Laundry, cleaning, and garment services .....	9	(D)	(D)	(D)	BB
7211	Power laundries, family and commercial* .....	1	(D)	(D)	(D)	AA
7213	Linen supply* .....	—	—	—	—	—
7215	Coin-operated laundries and drycleaning .....	1	(D)	(D)	(D)	AA
7216	Drycleaning plants, except rug cleaning* .....	6	1 119	509	117	53
7217	Carpet and upholstery cleaning .....	—	—	—	—	—
7218	Industrial laundries* .....	—	—	—	—	—
7212, 9	Other laundry, cleaning, and garment services* .....	1	(D)	(D)	(D)	AA
722	Photographic studios, portrait .....	3	480	124	40	14
723, 4	Beauty and barber shops .....	12	1 515	366	104	47
723	Beauty shops .....	10	(D)	(D)	(D)	BB
724	Barber shops .....	2	(D)	(D)	(D)	AA
725	Shoe repair shops and shoeshine parlors .....	—	—	—	—	—
726	Funeral service and crematories .....	2	(D)	(D)	(D)	AA
729	Miscellaneous personal services .....	3	(D)	(D)	(D)	AA
<b>73</b>	<b>Business services</b> .....	<b>80</b>	<b>69 885</b>	<b>22 834</b>	<b>5 383</b>	<b>1 828</b>
731	Advertising .....	2	(D)	(D)	(D)	AA
732	Consumer credit reporting agencies, mercantile reporting agencies, and adjustment and collection agencies .....	4	589	200	42	14
733	Mailing, reproduction, commercial art and photography, and stenographic services .....	3	(D)	(D)	(D)	AA
734	Services to dwellings and other buildings .....	10	3 503	1 415	353	160
735	Miscellaneous equipment rental and leasing .....	30	46 862	12 510	3 249	443
736	Personnel supply services .....	14	(D)	(D)	(D)	GG
737	Computer programming, data processing, and other computer related services .....	1	(D)	(D)	(D)	AA
7371, 2, 3	Computer programming, prepackaged software, and integrated systems .....	1	(D)	(D)	(D)	AA
7374, 5, 6	Data processing services .....	—	—	—	—	—
7377, 8, 9	Computer rental and leasing, maintenance, and related services, n.e.c. ....	—	—	—	—	—
738	Miscellaneous business services .....	16	7 177	1 870	449	131
<b>75</b>	<b>Automotive repair, services, and parking</b> .....	<b>36</b>	<b>21 937</b>	<b>5 898</b>	<b>1 337</b>	<b>257</b>
751	Automotive rental and leasing, without drivers .....	2	(D)	(D)	(D)	AA
752	Automobile parking .....	—	—	—	—	—
753	Automotive repair shops .....	31	(D)	(D)	(D)	CC
7532	Top, body, and upholstery repair shops and paint shops .....	2	(D)	(D)	(D)	AA
7538	General automotive repair shops .....	16	14 055	3 990	904	161
7533, 4, 6, 7, 9	Other automotive repair shops .....	13	4 850	1 096	266	44
754	Automotive services, except repair .....	3	(D)	(D)	(D)	BB
<b>76</b>	<b>Miscellaneous repair services</b> .....	<b>40</b>	<b>23 153</b>	<b>7 521</b>	<b>1 702</b>	<b>326</b>
762	Electrical repair shops .....	6	1 538	462	111	24
7622	Radio and television repair shops .....	1	(D)	(D)	(D)	AA
7623, 9	Other electrical and electronic repair shops .....	5	(D)	(D)	(D)	BB
763	Watch, clock, and jewelry repair .....	2	(D)	(D)	(D)	AA
764	Reupholstery and furniture repair .....	3	(D)	(D)	(D)	AA
769	Miscellaneous repair and related services .....	29	21 166	6 990	1 565	291

**Table 5. Summary Statistics for Firms Subject to Federal Income Tax for Places With 350 Establishments or More: 1992 — Con.**

[Includes only establishments with payroll. For meaning of abbreviations and symbols, see introductory text. For explanation of terms and comparability of 1987 and 1992 censuses, see appendix A. For information on geographic areas followed by ▲, see appendix F]

SIC code	Geographic area and kind of business or operation	Establishments (number)	Receipts (\$1,000)	Annual payroll (\$1,000)	First-quarter payroll (\$1,000)	Paid employees for pay period including March 12 (number)
<b>HOUMA—Con.</b>						
<b>78, 79, 84</b>	<b>Amusement and recreation services, including motion pictures and museums</b> -----	<b>22</b>	<b>6 478</b>	<b>1 266</b>	<b>258</b>	<b>152</b>
781, 2	Motion picture production, distribution, and services -----	—	—	—	—	—
783	Motion picture theaters -----	3	(D)	(D)	(D)	BB
784	Video tape rental -----	3	(D)	(D)	(D)	AA
792	Theatrical producers (except motion picture), bands, orchestras, and entertainers -----	—	—	—	—	—
793	Bowling centers -----	3	(D)	(D)	(D)	BB
79 ex. 792, 3; 84	Commercial sports and other amusement and recreation services, including museums -----	13	1 905	492	81	57
<b>80</b>	<b>Health services</b> -----	<b>109</b>	<b>109 086</b>	<b>55 070</b>	<b>10 958</b>	<b>1 300</b>
801	Offices and clinics of doctors of medicine -----	57	71 786	41 527	7 866	590
802	Offices and clinics of dentists -----	22	7 208	3 094	650	107
803	Offices and clinics of doctors of osteopathy -----	—	—	—	—	—
804	Offices and clinics of other health practitioners -----	15	(D)	(D)	(D)	BB
805	Nursing and personal care facilities -----	2	(D)	(D)	(D)	CC
806	Hospitals -----	1	(D)	(D)	(D)	CC
807, 8, 9	Other health services -----	12	11 254	3 865	857	198
<b>81</b>	<b>Legal services</b> -----	<b>63</b>	<b>42 007</b>	<b>25 363</b>	<b>1 934</b>	<b>296</b>
<b>823, 4, 9</b>	<b>Selected educational services</b> -----	<b>1</b>	<b>(D)</b>	<b>(D)</b>	<b>(D)</b>	<b>AA</b>
<b>83</b>	<b>Social services</b> -----	<b>12</b>	<b>(D)</b>	<b>(D)</b>	<b>(D)</b>	<b>BB</b>
835	Child day care services -----	8	560	235	55	34
832, 3, 6, 9	Other social services -----	4	(D)	(D)	(D)	AA
<b>87 ex. 8733</b>	<b>Engineering, accounting, research, management, and related services (except noncommercial research organizations)</b> -----	<b>50</b>	<b>29 032</b>	<b>12 643</b>	<b>2 977</b>	<b>549</b>
871	Engineering, architectural, and surveying services -----	13	12 243	4 711	1 023	174
872	Accounting, auditing, and bookkeeping services -----	22	5 133	2 377	510	110
873 ex. 8733	Research, development, and testing services (except noncommercial research organizations) -----	4	4 391	2 646	646	85
874	Management and public relations services -----	11	7 265	2 909	798	180
<b>89</b>	<b>Services, n.e.c.</b> -----	<b>2</b>	<b>(D)</b>	<b>(D)</b>	<b>(D)</b>	<b>AA</b>
<b>KENNER</b>						
	<b>Total</b> -----	<b>464</b>	<b>350 763</b>	<b>101 341</b>	<b>23 720</b>	<b>5 843</b>
<b>70 ex. 704</b>	<b>Hotels, rooming houses, camps, and other lodging places (except membership lodging)</b> -----	<b>8</b>	<b>26 015</b>	<b>6 467</b>	<b>1 655</b>	<b>641</b>
7011	Hotels and motels -----	8	26 015	6 467	1 655	641
7011 pt.	Hotels -----	5	20 905	5 223	1 370	489
7011 pt.	Motels, motor hotels, and tourist courts -----	3	5 110	1 244	285	152
702, 3	Other lodging places -----	—	—	—	—	—
<b>72</b>	<b>Personal services</b> -----	<b>50</b>	<b>8 115</b>	<b>2 779</b>	<b>595</b>	<b>226</b>
721	Laundry, cleaning, and garment services -----	14	1 743	464	84	41
7211	Power laundries, family and commercial* -----	—	—	—	—	—
7213	Linen supply* -----	—	—	—	—	—
7215	Coin-operated laundries and drycleaning -----	2	(D)	(D)	(D)	AA
7216	Drycleaning plants, except rug cleaning* -----	9	1 460	354	69	31
7217	Carpet and upholstery cleaning -----	2	(D)	(D)	(D)	AA
7218	Industrial laundriers* -----	—	—	—	—	—
7212, 9	Other laundry, cleaning, and garment services* -----	1	(D)	(D)	(D)	AA
722	Photographic studios, portrait -----	4	926	288	41	26
723, 4	Beauty and barber shops -----	22	3 861	1 630	388	129
723	Beauty shops -----	21	(D)	(D)	(D)	CC
724	Barber shops -----	1	(D)	(D)	(D)	AA
725	Shoe repair shops and shoeshine parlors -----	1	(D)	(D)	(D)	AA
726	Funeral service and crematories -----	—	—	—	—	—
729	Miscellaneous personal services -----	9	(D)	(D)	(D)	BB
<b>73</b>	<b>Business services</b> -----	<b>93</b>	<b>37 263</b>	<b>13 049</b>	<b>2 992</b>	<b>839</b>
731	Advertising -----	6	1 187	481	100	18
732	Consumer credit reporting agencies, mercantile reporting agencies, and adjustment and collection agencies -----	3	(D)	(D)	(D)	BB
733	Mailing, reproduction, commercial art and photography, and stenographic services -----	5	818	152	25	13
734	Services to dwellings and other buildings -----	27	6 592	2 545	609	198
735	Miscellaneous equipment rental and leasing -----	9	10 524	2 662	593	145
736	Personnel supply services -----	4	4 369	2 800	738	154
737	Computer programming, data processing, and other computer related services -----	14	2 244	1 110	139	31
7371, 2, 3	Computer programming, prepackaged software, and integrated systems -----	8	1 194	685	105	20
7374, 5, 6	Data processing services -----	—	—	—	—	—
7377, 8, 9	Computer rental and leasing, maintenance, and related services, n.e.c. -----	6	1 050	425	34	11
738	Miscellaneous business services -----	25	(D)	(D)	(D)	CC

**Table 5. Summary Statistics for Firms Subject to Federal Income Tax for Places With 350 Establishments or More: 1992 — Con.**

[Includes only establishments with payroll. For meaning of abbreviations and symbols, see introductory text. For explanation of terms and comparability of 1987 and 1992 censuses, see appendix A. For information on geographic areas followed by ▲, see appendix F]

SIC code	Geographic area and kind of business or operation	Establishments (number)	Receipts (\$1,000)	Annual payroll (\$1,000)	First-quarter payroll (\$1,000)	Paid employees for pay period including March 12 (number)
<b>KENNER—Con.</b>						
<b>75</b>	<b>Automotive repair, services, and parking</b> .....	<b>83</b>	<b>87 913</b>	<b>13 019</b>	<b>3 172</b>	<b>908</b>
751	Automotive rental and leasing, without drivers .....	14	67 705	7 541	1 857	550
752	Automobile parking .....	7	(D)	(D)	(D)	BB
753	Automotive repair shops .....	56	14 522	3 791	941	220
7532	Top, body, and upholstery repair shops and paint shops .....	23	5 725	1 597	438	103
7538	General automotive repair shops .....	21	4 968	1 242	283	67
7533, 4, 6, 7, 9	Other automotive repair shops .....	12	3 829	952	220	50
754	Automotive services, except repair .....	6	(D)	(D)	(D)	BB
<b>76</b>	<b>Miscellaneous repair services</b> .....	<b>41</b>	<b>16 770</b>	<b>5 158</b>	<b>1 240</b>	<b>289</b>
762	Electrical repair shops .....	15	7 405	2 473	583	151
7622	Radio and television repair shops .....	4	(D)	(D)	(D)	BB
7623, 9	Other electrical and electronic repair shops .....	11	(D)	(D)	(D)	BB
763	Watch, clock, and jewelry repair .....	3	202	47	15	5
764	Reupholstery and furniture repair .....	2	(D)	(D)	(D)	AA
769	Miscellaneous repair and related services .....	21	(D)	(D)	(D)	CC
<b>78, 79, 84</b>	<b>Amusement and recreation services, including motion pictures and museums</b> .....	<b>23</b>	<b>24 731</b>	<b>7 761</b>	<b>1 501</b>	<b>776</b>
781, 2	Motion picture production, distribution, and services .....	1	(D)	(D)	(D)	AA
783	Motion picture theaters .....	3	4 708	628	141	63
784	Video tape rental .....	3	1 257	201	55	26
792	Theatrical producers (except motion picture), bands, orchestras, and entertainers .....	2	(D)	(D)	(D)	AA
793	Bowling centers .....	2	(D)	(D)	(D)	BB
79 ex. 792, 3; 84	Commercial sports and other amusement and recreation services, including museums .....	12	(D)	(D)	(D)	FF
<b>80</b>	<b>Health services</b> .....	<b>74</b>	<b>117 798</b>	<b>42 208</b>	<b>9 622</b>	<b>1 588</b>
801	Offices and clinics of doctors of medicine .....	34	43 320	20 738	4 163	315
802	Offices and clinics of dentists .....	13	(D)	(D)	(D)	BB
803	Offices and clinics of doctors of osteopathy .....	—	—	—	—	—
804	Offices and clinics of other health practitioners .....	12	3 155	926	356	64
805	Nursing and personal care facilities .....	5	16 169	5 240	1 232	474
806	Hospitals .....	1	(D)	(D)	(D)	EE
807, 8, 9	Other health services .....	9	(D)	(D)	(D)	CC
<b>81</b>	<b>Legal services</b> .....	<b>16</b>	<b>5 344</b>	<b>1 828</b>	<b>417</b>	<b>66</b>
<b>823, 4, 9</b>	<b>Selected educational services</b> .....	<b>3</b>	<b>(D)</b>	<b>(D)</b>	<b>(D)</b>	<b>AA</b>
<b>83</b>	<b>Social services</b> .....	<b>16</b>	<b>2 101</b>	<b>865</b>	<b>219</b>	<b>116</b>
835	Child day care services .....	12	1 549	668	172	94
832, 3, 6, 9	Other social services .....	4	552	197	47	22
<b>87 ex. 8733</b>	<b>Engineering, accounting, research, management, and related services (except noncommercial research organizations)</b> .....	<b>54</b>	<b>21 982</b>	<b>7 603</b>	<b>2 156</b>	<b>357</b>
871	Engineering, architectural, and surveying services .....	15	11 896	3 932	1 024	128
872	Accounting, auditing, and bookkeeping services .....	19	2 163	713	163	40
873 ex. 8733	Research, development, and testing services (except noncommercial research organizations) .....	5	1 873	821	196	50
874	Management and public relations services .....	15	6 050	2 137	773	139
<b>89</b>	<b>Services, n.e.c.</b> .....	<b>3</b>	<b>(D)</b>	<b>(D)</b>	<b>(D)</b>	<b>AA</b>
<b>LAFAYETTE</b>						
	<b>Total</b> .....	<b>1 656</b>	<b>974 647</b>	<b>389 601</b>	<b>83 090</b>	<b>16 146</b>
<b>70 ex. 704</b>	<b>Hotels, rooming houses, camps, and other lodging places (except membership lodging)</b> .....	<b>23</b>	<b>28 865</b>	<b>7 037</b>	<b>1 435</b>	<b>754</b>
7011	Hotels and motels .....	20	(D)	(D)	(D)	FF
7011 pt. 7011 pt.	Hotels .....	9	20 747	5 323	1 143	608
7011 pt.	Motels, motor hotels, and tourist courts .....	11	(D)	(D)	(D)	CC
702, 3	Other lodging places .....	3	(D)	(D)	(D)	AA
<b>72</b>	<b>Personal services</b> .....	<b>127</b>	<b>29 324</b>	<b>9 254</b>	<b>2 130</b>	<b>825</b>
721	Laundry, cleaning, and garment services .....	37	11 826	3 251	746	271
7211	Power laundries, family and commercial* .....	3	(D)	(D)	(D)	BB
7213	Linen supply* .....	1	(D)	(D)	(D)	AA
7215	Coin-operated laundries and drycleaning .....	5	1 145	426	79	35
7216	Drycleaning plants, except rug cleaning* .....	21	(D)	(D)	(D)	CC
7217	Carpet and upholstery cleaning .....	2	(D)	(D)	(D)	AA
7218	Industrial launderers* .....	1	(D)	(D)	(D)	BB
7212, 9	Other laundry, cleaning, and garment services* .....	4	(D)	(D)	(D)	BB
722	Photographic studios, portrait .....	8	1 801	389	87	35
723, 4	Beauty and barber shops .....	61	7 546	3 194	754	316
723	Beauty shops .....	55	(D)	(D)	(D)	EE
724	Barber shops .....	6	(D)	(D)	(D)	AA
725	Shoe repair shops and shoeshine parlors .....	3	338	103	23	10
726	Funeral service and crematories .....	5	(D)	(D)	(D)	BB
729	Miscellaneous personal services .....	13	(D)	(D)	(D)	CC

**Table 5. Summary Statistics for Firms Subject to Federal Income Tax for Places With 350 Establishments or More: 1992 — Con.**

[Includes only establishments with payroll. For meaning of abbreviations and symbols, see introductory text. For explanation of terms and comparability of 1987 and 1992 censuses, see appendix A. For information on geographic areas followed by ▲, see appendix F]

SIC code	Geographic area and kind of business or operation	Establishments (number)	Receipts (\$1,000)	Annual payroll (\$1,000)	First-quarter payroll (\$1,000)	Paid employees for pay period including March 12 (number)
<b>LAFAYETTE—Con.</b>						
<b>73</b>	<b>Business services</b> .....	<b>284</b>	<b>248 860</b>	<b>91 090</b>	<b>19 075</b>	<b>4 931</b>
731	Advertising .....	14	(D)	(D)	(D)	CC
732	Consumer credit reporting agencies, mercantile reporting agencies, and adjustment and collection agencies .....	7	(D)	(D)	(D)	BB
733	Mailing, reproduction, commercial art and photography, and stenographic services .....	25	6 219	1 634	373	134
734	Services to dwellings and other buildings .....	41	10 886	3 486	790	354
735	Miscellaneous equipment rental and leasing .....	70	135 339	42 228	9 737	1 381
736	Personnel supply services .....	34	(D)	(D)	(D)	GG
737	Computer programming, data processing, and other computer related services .....	26	(D)	(D)	(D)	CC
7371, 2, 3	Computer programming, prepackaged software, and integrated systems .....	15	(D)	(D)	(D)	BB
7374, 5, 6	Data processing services .....	7	(D)	(D)	(D)	BB
7377, 8, 9	Computer rental and leasing, maintenance, and related services, n.e.c. ....	4	(D)	(D)	(D)	AA
738	Miscellaneous business services .....	67	41 253	12 303	2 601	746
<b>75</b>	<b>Automotive repair, services, and parking</b> .....	<b>106</b>	<b>38 456</b>	<b>9 199</b>	<b>2 121</b>	<b>697</b>
751	Automotive rental and leasing, without drivers .....	8	7 397	1 223	301	106
752	Automobile parking .....	1	(D)	(D)	(D)	AA
753	Automotive repair shops .....	85	27 989	7 103	1 617	502
7532	Top, body, and upholstery repair shops and paint shops .....	15	10 905	2 413	497	198
7538	General automotive repair shops .....	47	9 483	2 552	620	176
7533, 4, 6, 7, 9	Other automotive repair shops .....	23	7 601	2 138	500	128
754	Automotive services, except repair .....	12	(D)	(D)	(D)	BB
<b>76</b>	<b>Miscellaneous repair services</b> .....	<b>56</b>	<b>35 435</b>	<b>15 237</b>	<b>3 278</b>	<b>543</b>
762	Electrical repair shops .....	23	9 997	4 541	1 123	168
7622	Radio and television repair shops .....	5	568	224	41	11
7623, 9	Other electrical and electronic repair shops .....	18	9 429	4 317	1 082	157
763	Watch, clock, and jewelry repair .....	1	(D)	(D)	(D)	AA
764	Reupholstery and furniture repair .....	1	(D)	(D)	(D)	AA
769	Miscellaneous repair and related services .....	31	(D)	(D)	(D)	EE
<b>78, 79, 84</b>	<b>Amusement and recreation services, including motion pictures and museums</b> .....	<b>62</b>	<b>26 107</b>	<b>6 118</b>	<b>1 438</b>	<b>672</b>
781, 2	Motion picture production, distribution, and services .....	4	(D)	(D)	(D)	AA
783	Motion picture theaters .....	4	(D)	(D)	(D)	BB
784	Video tape rental .....	10	2 752	622	145	80
792	Theatrical producers (except motion picture), bands, orchestras, and entertainers .....	1	(D)	(D)	(D)	AA
793	Bowling centers .....	2	(D)	(D)	(D)	BB
79 ex. 792, 3; 84	Commercial sports and other amusement and recreation services, including museums .....	41	16 184	4 053	920	416
<b>80</b>	<b>Health services</b> .....	<b>400</b>	<b>283 508</b>	<b>122 938</b>	<b>25 712</b>	<b>3 780</b>
801	Offices and clinics of doctors of medicine .....	202	149 889	77 264	15 359	1 241
802	Offices and clinics of dentists .....	85	24 772	9 628	2 064	469
803	Offices and clinics of doctors of osteopathy .....	—	—	—	—	—
804	Offices and clinics of other health practitioners .....	55	14 407	5 302	1 181	215
805	Nursing and personal care facilities .....	7	(D)	(D)	(D)	FF
806	Hospitals .....	3	39 897	10 471	2 755	586
807, 8, 9	Other health services .....	48	(D)	(D)	(D)	FF
<b>81</b>	<b>Legal services</b> .....	<b>258</b>	<b>(D)</b>	<b>(D)</b>	<b>(D)</b>	<b>GG</b>
<b>823, 4, 9</b>	<b>Selected educational services</b> .....	<b>13</b>	<b>2 544</b>	<b>1 051</b>	<b>209</b>	<b>85</b>
<b>83</b>	<b>Social services</b> .....	<b>51</b>	<b>7 371</b>	<b>2 522</b>	<b>563</b>	<b>275</b>
835	Child day care services .....	39	4 736	1 742	390	224
832, 3, 6, 9	Other social services .....	12	2 635	780	173	51
<b>87 ex. 8733</b>	<b>Engineering, accounting, research, management, and related services (except noncommercial research organizations)</b> .....	<b>237</b>	<b>130 136</b>	<b>60 644</b>	<b>13 772</b>	<b>2 009</b>
871	Engineering, architectural, and surveying services .....	83	(D)	(D)	(D)	GG
872	Accounting, auditing, and bookkeeping services .....	92	(D)	(D)	(D)	FF
873 ex. 8733	Research, development, and testing services (except noncommercial research organizations) .....	19	(D)	(D)	(D)	CC
874	Management and public relations services .....	43	(D)	(D)	(D)	EE
<b>89</b>	<b>Services, n.e.c.</b> .....	<b>39</b>	<b>(D)</b>	<b>(D)</b>	<b>(D)</b>	<b>CC</b>

**Table 5. Summary Statistics for Firms Subject to Federal Income Tax for Places With 350 Establishments or More: 1992 — Con.**

[Includes only establishments with payroll. For meaning of abbreviations and symbols, see introductory text. For explanation of terms and comparability of 1987 and 1992 censuses, see appendix A. For information on geographic areas followed by ▲, see appendix F]

SIC code	Geographic area and kind of business or operation	Establishments (number)	Receipts (\$1,000)	Annual payroll (\$1,000)	First-quarter payroll (\$1,000)	Paid employees for pay period including March 12 (number)
<b>LAKE CHARLES</b>						
	<b>Total</b> .....	<b>817</b>	<b>424 506</b>	<b>154 078</b>	<b>33 071</b>	<b>7 777</b>
<b>70 ex. 704</b>	<b>Hotels, rooming houses, camps, and other lodging places (except membership lodging)</b> .....	<b>13</b>	<b>9 463</b>	<b>3 041</b>	<b>763</b>	<b>371</b>
7011	Hotels and motels .....	13	9 463	3 041	763	371
7011 pt.	Hotels .....	5	(D)	(D)	(D)	CC
7011 pt.	Motels, motor hotels, and tourist courts .....	8	(D)	(D)	(D)	CC
702, 3	Other lodging places .....	—	—	—	—	—
<b>72</b>	<b>Personal services</b> .....	<b>70</b>	<b>17 256</b>	<b>6 012</b>	<b>1 541</b>	<b>576</b>
721	Laundry, cleaning, and garment services .....	19	7 103	2 460	585	214
7211	Power laundries, family and commercial* .....	1	(D)	(D)	(D)	AA
7213	Linen supply* .....	—	—	—	—	—
7215	Coin-operated laundries and drycleaning .....	3	(D)	(D)	(D)	AA
7216	Drycleaning plants, except rug cleaning* .....	9	1 465	804	184	73
7217	Carpet and upholstery cleaning .....	3	(D)	(D)	(D)	AA
7218	Industrial laundriers* .....	1	(D)	(D)	(D)	BB
7212, 9	Other laundry, cleaning, and garment services* .....	2	(D)	(D)	(D)	BB
722	Photographic studios, portrait .....	4	(D)	(D)	(D)	BB
723, 4	Beauty and barber shops .....	32	4 456	1 841	474	178
723	Beauty shops .....	29	(D)	(D)	(D)	CC
724	Barber shops .....	3	(D)	(D)	(D)	BB
725	Shoe repair shops and shoeshine parlors .....	—	—	—	—	—
726	Funeral service and crematories .....	3	(D)	(D)	(D)	BB
729	Miscellaneous personal services .....	12	(D)	(D)	(D)	CC
<b>73</b>	<b>Business services</b> .....	<b>119</b>	<b>62 011</b>	<b>23 597</b>	<b>5 256</b>	<b>1 868</b>
731	Advertising .....	8	(D)	(D)	(D)	BB
732	Consumer credit reporting agencies, mercantile reporting agencies, and adjustment and collection agencies .....	6	1 839	594	127	37
733	Mailing, reproduction, commercial art and photography, and stenographic services .....	6	2 376	265	61	21
734	Services to dwellings and other buildings .....	27	7 269	3 086	667	360
735	Miscellaneous equipment rental and leasing .....	22	13 555	3 245	761	148
736	Personnel supply services .....	13	8 820	5 430	1 263	483
737	Computer programming, data processing, and other computer related services .....	10	(D)	(D)	(D)	BB
7371, 2, 3	Computer programming, prepackaged software, and integrated systems .....	3	(D)	(D)	(D)	BB
7374, 5, 6	Data processing services .....	—	—	—	—	—
7377, 8, 9	Computer rental and leasing, maintenance, and related services, n.e.c. ....	7	3 145	687	164	22
738	Miscellaneous business services .....	27	(D)	(D)	(D)	FF
<b>75</b>	<b>Automotive repair, services, and parking</b> .....	<b>72</b>	<b>20 337</b>	<b>5 592</b>	<b>1 237</b>	<b>376</b>
751	Automotive rental and leasing, without drivers .....	3	(D)	(D)	(D)	BB
752	Automobile parking .....	—	—	—	—	—
753	Automotive repair shops .....	58	14 747	4 088	918	229
7532	Top, body, and upholstery repair shops and paint shops .....	13	4 499	1 252	309	74
7538	General automotive repair shops .....	24	3 617	859	180	45
7533, 4, 6, 7, 9	Other automotive repair shops .....	21	6 631	1 977	429	110
754	Automotive services, except repair .....	11	(D)	(D)	(D)	CC
<b>76</b>	<b>Miscellaneous repair services</b> .....	<b>34</b>	<b>20 582</b>	<b>6 565</b>	<b>1 626</b>	<b>319</b>
762	Electrical repair shops .....	10	(D)	(D)	(D)	CC
7622	Radio and television repair shops .....	3	(D)	(D)	(D)	AA
7623, 9	Other electrical and electronic repair shops .....	7	(D)	(D)	(D)	CC
763	Watch, clock, and jewelry repair .....	1	(D)	(D)	(D)	AA
764	Reupholstery and furniture repair .....	—	—	—	—	—
769	Miscellaneous repair and related services .....	23	(D)	(D)	(D)	CC
<b>78, 79, 84</b>	<b>Amusement and recreation services, including motion pictures and museums</b> .....	<b>28</b>	<b>10 424</b>	<b>2 354</b>	<b>549</b>	<b>335</b>
781, 2	Motion picture production, distribution, and services .....	—	—	—	—	—
783	Motion picture theaters .....	3	(D)	(D)	(D)	BB
784	Video tape rental .....	5	(D)	(D)	(D)	BB
792	Theatrical producers (except motion picture), bands, orchestras, and entertainers .....	1	(D)	(D)	(D)	AA
793	Bowling centers .....	2	(D)	(D)	(D)	BB
79 ex. 792, 3, 84	Commercial sports and other amusement and recreation services, including museums .....	17	4 009	1 031	214	159
<b>80</b>	<b>Health services</b> .....	<b>243</b>	<b>180 902</b>	<b>67 490</b>	<b>13 691</b>	<b>2 494</b>
801	Offices and clinics of doctors of medicine .....	119	110 068	42 802	8 047	947
802	Offices and clinics of dentists .....	61	13 838	4 556	938	256
803	Offices and clinics of doctors of osteopathy .....	—	—	—	—	—
804	Offices and clinics of other health practitioners .....	36	9 741	3 091	664	143
805	Nursing and personal care facilities .....	8	(D)	(D)	(D)	FF
806	Hospitals .....	2	(D)	(D)	(D)	EE
807, 8, 9	Other health services .....	17	(D)	(D)	(D)	CC
<b>81</b>	<b>Legal services</b> .....	<b>128</b>	<b>59 336</b>	<b>21 448</b>	<b>4 551</b>	<b>633</b>
<b>823, 4, 9</b>	<b>Selected educational services</b> .....	<b>8</b>	<b>(D)</b>	<b>(D)</b>	<b>(D)</b>	<b>CC</b>

**Table 5. Summary Statistics for Firms Subject to Federal Income Tax for Places With 350 Establishments or More: 1992 — Con.**

[Includes only establishments with payroll. For meaning of abbreviations and symbols, see introductory text. For explanation of terms and comparability of 1987 and 1992 censuses, see appendix A. For information on geographic areas followed by ▲, see appendix F]

SIC code	Geographic area and kind of business or operation	Establishments (number)	Receipts (\$1,000)	Annual payroll (\$1,000)	First-quarter payroll (\$1,000)	Paid employees for pay period including March 12 (number)
<b>LAKE CHARLES—Con.</b>						
<b>83</b>	<b>Social services</b> .....	<b>27</b>	<b>(D)</b>	<b>(D)</b>	<b>(D)</b>	<b>CC</b>
835	Child day care services .....	19	2 503	1 011	228	142
832, 3, 6, 9	Other social services .....	8	(D)	(D)	(D)	BB
<b>87 ex. 8733</b>	<b>Engineering, accounting, research, management, and related services (except noncommercial research organizations)</b> .....	<b>74</b>	<b>32 664</b>	<b>14 272</b>	<b>2 928</b>	<b>482</b>
871	Engineering, architectural, and surveying services .....	24	16 953	7 797	1 467	205
872	Accounting, auditing, and bookkeeping services .....	32	11 045	4 538	958	191
873 ex. 8733	Research, development, and testing services (except noncommercial research organizations) .....	3	(D)	(D)	(D)	BB
874	Management and public relations services .....	15	(D)	(D)	(D)	BB
<b>89</b>	<b>Services, n.e.c.</b> .....	<b>1</b>	<b>(D)</b>	<b>(D)</b>	<b>(D)</b>	<b>AA</b>
<b>MONROE</b>						
	<b>Total</b> .....	<b>666</b>	<b>412 616</b>	<b>158 088</b>	<b>34 344</b>	<b>7 284</b>
<b>70 ex. 704</b>	<b>Hotels, rooming houses, camps, and other lodging places (except membership lodging)</b> .....	<b>16</b>	<b>17 070</b>	<b>3 912</b>	<b>909</b>	<b>452</b>
7011	Hotels and motels .....	15	(D)	(D)	(D)	EE
7011 pt.	Hotels .....	7	(D)	(D)	(D)	CC
7011 pt.	Motels, motor hotels, and tourist courts .....	8	10 078	2 237	515	262
702, 3	Other lodging places .....	1	(D)	(D)	(D)	AA
<b>72</b>	<b>Personal services</b> .....	<b>47</b>	<b>12 982</b>	<b>4 632</b>	<b>1 210</b>	<b>491</b>
721	Laundry, cleaning, and garment services .....	18	6 363	2 535	632	212
7211	Power laundries, family and commercial* .....	—	—	—	—	—
7213	Linen supply* .....	1	(D)	(D)	(D)	BB
7215	Coin-operated laundries and drycleaning .....	5	(D)	(D)	(D)	AA
7216	Drycleaning plants, except rug cleaning* .....	9	(D)	(D)	(D)	CC
7217	Carpet and upholstery cleaning .....	1	(D)	(D)	(D)	AA
7218	Industrial laundriers* .....	—	—	—	—	—
7212, 9	Other laundry, cleaning, and garment services* .....	2	(D)	(D)	(D)	AA
722	Photographic studios, portrait .....	5	(D)	(D)	(D)	BB
723, 4	Beauty and barber shops .....	11	857	289	76	32
723	Beauty shops .....	11	857	289	76	32
724	Barber shops .....	—	—	—	—	—
725	Shoe repair shops and shoeshine parlors .....	1	(D)	(D)	(D)	AA
726	Funeral service and crematories .....	4	(D)	(D)	(D)	BB
729	Miscellaneous personal services .....	8	2 087	745	263	180
<b>73</b>	<b>Business services</b> .....	<b>99</b>	<b>40 822</b>	<b>14 008</b>	<b>3 321</b>	<b>1 118</b>
731	Advertising .....	15	(D)	(D)	(D)	BB
732	Consumer credit reporting agencies, mercantile reporting agencies, and adjustment and collection agencies .....	6	(D)	(D)	(D)	BB
733	Mailing, reproduction, commercial art and photography, and stenographic services .....	5	(D)	(D)	(D)	AA
734	Services to dwellings and other buildings .....	11	5 184	2 356	544	221
735	Miscellaneous equipment rental and leasing .....	12	(D)	(D)	(D)	BB
736	Personnel supply services .....	11	6 100	3 912	974	477
737	Computer programming, data processing, and other computer related services .....	17	5 972	2 207	550	96
7371, 2, 3	Computer programming, prepackaged software, and integrated systems .....	8	(D)	(D)	(D)	BB
7374, 5, 6	Data processing services .....	2	(D)	(D)	(D)	BB
7377, 8, 9	Computer rental and leasing, maintenance, and related services, n.e.c. .....	7	(D)	(D)	(D)	BB
738	Miscellaneous business services .....	22	(D)	(D)	(D)	CC
<b>75</b>	<b>Automotive repair, services, and parking</b> .....	<b>48</b>	<b>15 091</b>	<b>3 412</b>	<b>821</b>	<b>237</b>
751	Automotive rental and leasing, without drivers .....	4	2 321	354	89	26
752	Automobile parking .....	—	—	—	—	—
753	Automotive repair shops .....	38	11 132	2 552	608	173
7532	Top, body, and upholstery repair shops and paint shops .....	6	2 258	575	142	30
7538	General automotive repair shops .....	20	4 611	698	176	71
7533, 4, 6, 7, 9	Other automotive repair shops .....	12	4 263	1 279	290	72
754	Automotive services, except repair .....	6	1 638	506	124	38
<b>76</b>	<b>Miscellaneous repair services</b> .....	<b>19</b>	<b>20 054</b>	<b>5 824</b>	<b>1 368</b>	<b>235</b>
762	Electrical repair shops .....	6	8 319	2 612	613	143
7622	Radio and television repair shops .....	2	(D)	(D)	(D)	AA
7623, 9	Other electrical and electronic repair shops .....	4	(D)	(D)	(D)	CC
763	Watch, clock, and jewelry repair .....	2	(D)	(D)	(D)	AA
764	Reupholstery and furniture repair .....	2	(D)	(D)	(D)	AA
769	Miscellaneous repair and related services .....	9	11 366	3 114	734	85

**Table 5. Summary Statistics for Firms Subject to Federal Income Tax for Places With 350 Establishments or More: 1992 — Con.**

[Includes only establishments with payroll. For meaning of abbreviations and symbols, see introductory text. For explanation of terms and comparability of 1987 and 1992 censuses, see appendix A. For information on geographic areas followed by ▲, see appendix F]

SIC code	Geographic area and kind of business or operation	Establishments (number)	Receipts (\$1,000)	Annual payroll (\$1,000)	First-quarter payroll (\$1,000)	Paid employees for pay period including March 12 (number)
<b>MONROE—Con.</b>						
<b>78, 79, 84</b>	<b>Amusement and recreation services, including motion pictures and museums</b> .....	<b>24</b>	<b>8 656</b>	<b>1 944</b>	<b>473</b>	<b>219</b>
781, 2	Motion picture production, distribution, and services .....	1	(D)	(D)	(D)	AA
783	Motion picture theaters .....	2	(D)	(D)	(D)	AA
784	Video tape rental .....	7	2 207	356	80	50
792	Theatrical producers (except motion picture), bands, orchestras, and entertainers .....	—	—	—	—	—
793	Bowling centers .....	—	—	—	—	—
79 ex. 792, 3; 84	Commercial sports and other amusement and recreation services, including museums .....	14	5 758	1 432	353	142
<b>80</b>	<b>Health services</b> .....	<b>179</b>	<b>180 346</b>	<b>72 517</b>	<b>14 582</b>	<b>2 503</b>
801	Offices and clinics of doctors of medicine .....	88	66 277	33 539	6 609	570
802	Offices and clinics of dentists .....	38	15 468	5 316	1 023	239
803	Offices and clinics of doctors of osteopathy .....	—	—	—	—	—
804	Offices and clinics of other health practitioners .....	16	6 484	2 341	523	93
805	Nursing and personal care facilities .....	5	(D)	(D)	(D)	EE
806	Hospitals .....	2	(D)	(D)	(D)	FF
807, 8, 9	Other health services .....	30	(D)	(D)	(D)	EE
<b>81</b>	<b>Legal services</b> .....	<b>98</b>	<b>33 276</b>	<b>8 687</b>	<b>1 707</b>	<b>391</b>
<b>823, 4, 9</b>	<b>Selected educational services</b> .....	<b>6</b>	<b>(D)</b>	<b>(D)</b>	<b>(D)</b>	<b>BB</b>
<b>83</b>	<b>Social services</b> .....	<b>25</b>	<b>6 771</b>	<b>2 881</b>	<b>746</b>	<b>313</b>
835	Child day care services .....	14	1 064	511	133	91
832, 3, 6, 9	Other social services .....	11	5 707	2 370	613	222
<b>87 ex. 8733</b>	<b>Engineering, accounting, research, management, and related services (except noncommercial research organizations)</b> .....	<b>103</b>	<b>76 058</b>	<b>39 552</b>	<b>9 038</b>	<b>1 252</b>
871	Engineering, architectural, and surveying services .....	34	50 903	27 664	6 102	657
872	Accounting, auditing, and bookkeeping services .....	50	17 871	8 544	2 292	390
873 ex. 8733	Research, development, and testing services (except noncommercial research organizations) .....	2	(D)	(D)	(D)	AA
874	Management and public relations services .....	17	(D)	(D)	(D)	CC
<b>89</b>	<b>Services, n.e.c.</b> .....	<b>2</b>	<b>(D)</b>	<b>(D)</b>	<b>(D)</b>	<b>AA</b>
<b>NEW IBERIA</b>						
	<b>Total</b> .....	<b>376</b>	<b>210 251</b>	<b>55 585</b>	<b>12 579</b>	<b>2 912</b>
<b>70 ex. 704</b>	<b>Hotels, rooming houses, camps, and other lodging places (except membership lodging)</b> .....	<b>1</b>	<b>(D)</b>	<b>(D)</b>	<b>(D)</b>	<b>AA</b>
7011	Hotels and motels .....	1	(D)	(D)	(D)	AA
7011 pt.	Hotels .....	1	(D)	(D)	(D)	AA
7011 pt.	Motels, motor hotels, and tourist courts .....	—	—	—	—	—
702, 3	Other lodging places .....	—	—	—	—	—
<b>72</b>	<b>Personal services</b> .....	<b>25</b>	<b>3 545</b>	<b>1 008</b>	<b>235</b>	<b>117</b>
721	Laundry, cleaning, and garment services .....	7	(D)	(D)	(D)	BB
7211	Power laundries, family and commercial* .....	1	(D)	(D)	(D)	AA
7213	Linen supply* .....	—	—	—	—	—
7215	Coin-operated laundries and drycleaning .....	1	(D)	(D)	(D)	AA
7216	Drycleaning plants, except rug cleaning* .....	4	931	371	89	39
7217	Carpet and upholstery cleaning .....	1	(D)	(D)	(D)	AA
7218	Industrial laundriers* .....	—	—	—	—	—
7212, 9	Other laundry, cleaning, and garment services* .....	—	—	—	—	—
722	Photographic studios, portrait .....	4	(D)	(D)	(D)	AA
723, 4	Beauty and barber shops .....	9	(D)	(D)	(D)	BB
723	Beauty shops .....	9	(D)	(D)	(D)	BB
724	Barber shops .....	—	—	—	—	—
725	Shoe repair shops and shoeshine parlors .....	—	—	—	—	—
726	Funeral service and crematories .....	4	(D)	(D)	(D)	AA
729	Miscellaneous personal services .....	1	(D)	(D)	(D)	AA
<b>73</b>	<b>Business services</b> .....	<b>54</b>	<b>83 656</b>	<b>17 518</b>	<b>3 890</b>	<b>664</b>
731	Advertising .....	2	(D)	(D)	(D)	AA
732	Consumer credit reporting agencies, mercantile reporting agencies, and adjustment and collection agencies .....	3	(D)	(D)	(D)	AA
733	Mailing, reproduction, commercial art and photography, and stenographic services .....	2	(D)	(D)	(D)	AA
734	Services to dwellings and other buildings .....	16	(D)	(D)	(D)	BB
735	Miscellaneous equipment rental and leasing .....	15	(D)	(D)	(D)	EE
736	Personnel supply services .....	3	(D)	(D)	(D)	BB
737	Computer programming, data processing, and other computer related services .....	1	(D)	(D)	(D)	AA
7371, 2, 3	Computer programming, prepackaged software, and integrated systems .....	1	(D)	(D)	(D)	AA
7374, 5, 6	Data processing services .....	—	—	—	—	—
7377, 8, 9	Computer rental and leasing, maintenance, and related services, n.e.c. .....	—	—	—	—	—
738	Miscellaneous business services .....	12	(D)	(D)	(D)	BB



**Table 5. Summary Statistics for Firms Subject to Federal Income Tax for Places With 350 Establishments or More: 1992 — Con.**

[Includes only establishments with payroll. For meaning of abbreviations and symbols, see introductory text. For explanation of terms and comparability of 1987 and 1992 censuses, see appendix A. For information on geographic areas followed by ▲, see appendix F]

SIC code	Geographic area and kind of business or operation	Establishments (number)	Receipts (\$1,000)	Annual payroll (\$1,000)	First-quarter payroll (\$1,000)	Paid employees for pay period including March 12 (number)
<b>NEW IBERIA — Con.</b>						
<b>75</b>	<b>Automotive repair, services, and parking -----</b>	<b>44</b>	<b>(D)</b>	<b>(D)</b>	<b>(D)</b>	<b>CC</b>
751	Automotive rental and leasing, without drivers -----	3	(D)	(D)	(D)	AA
752	Automobile parking -----	—	—	—	—	—
753	Automotive repair shops -----	37	11 127	2 603	594	144
7532	Top, body, and upholstery repair shops and paint shops -----	7	1 423	278	76	24
7538	General automotive repair shops -----	19	4 699	1 183	246	61
7533, 4, 6, 7, 9	Other automotive repair shops -----	11	5 005	1 142	272	59
754	Automotive services, except repair -----	4	(D)	(D)	(D)	BB
<b>76</b>	<b>Miscellaneous repair services -----</b>	<b>34</b>	<b>9 645</b>	<b>2 792</b>	<b>682</b>	<b>121</b>
762	Electrical repair shops -----	6	(D)	(D)	(D)	AA
7622	Radio and television repair shops -----	1	(D)	(D)	(D)	AA
7623, 9	Other electrical and electronic repair shops -----	5	(D)	(D)	(D)	AA
763	Watch, clock, and jewelry repair -----	—	—	—	—	—
764	Reupholstery and furniture repair -----	4	547	88	18	9
769	Miscellaneous repair and related services -----	24	(D)	(D)	(D)	CC
<b>78, 79, 84</b>	<b>Amusement and recreation services, including motion pictures and museums -----</b>	<b>20</b>	<b>7 599</b>	<b>1 578</b>	<b>328</b>	<b>211</b>
781, 2	Motion picture production, distribution, and services -----	—	—	—	—	—
783	Motion picture theaters -----	1	(D)	(D)	(D)	BB
784	Video tape rental -----	3	(D)	(D)	(D)	AA
792	Theatrical producers (except motion picture), bands, orchestras, and entertainers -----	1	(D)	(D)	(D)	AA
793	Bowling centers -----	1	(D)	(D)	(D)	BB
79 ex. 792, 3, 84	Commercial sports and other amusement and recreation services, including museums -----	14	5 344	1 143	223	154
<b>80</b>	<b>Health services -----</b>	<b>103</b>	<b>67 661</b>	<b>21 993</b>	<b>4 927</b>	<b>1 208</b>
801	Offices and clinics of doctors of medicine -----	46	17 892	7 498	1 523	188
802	Offices and clinics of dentists -----	28	(D)	(D)	(D)	CC
803	Offices and clinics of doctors of osteopathy -----	—	—	—	—	—
804	Offices and clinics of other health practitioners -----	11	(D)	(D)	(D)	BB
805	Nursing and personal care facilities -----	3	(D)	(D)	(D)	EE
806	Hospitals -----	1	(D)	(D)	(D)	EE
807, 8, 9	Other health services -----	14	(D)	(D)	(D)	CC
<b>81</b>	<b>Legal services -----</b>	<b>39</b>	<b>8 695</b>	<b>2 471</b>	<b>594</b>	<b>128</b>
<b>823, 4, 9</b>	<b>Selected educational services -----</b>	<b>2</b>	<b>(D)</b>	<b>(D)</b>	<b>(D)</b>	<b>AA</b>
<b>83</b>	<b>Social services -----</b>	<b>18</b>	<b>(D)</b>	<b>(D)</b>	<b>(D)</b>	<b>BB</b>
835	Child day care services -----	15	(D)	(D)	(D)	BB
832, 3, 6, 9	Other social services -----	3	(D)	(D)	(D)	AA
<b>87 ex. 8733</b>	<b>Engineering, accounting, research, management, and related services (except noncommercial research organizations) -----</b>	<b>34</b>	<b>(D)</b>	<b>(D)</b>	<b>(D)</b>	<b>CC</b>
871	Engineering, architectural, and surveying services -----	15	(D)	(D)	(D)	BB
872	Accounting, auditing, and bookkeeping services -----	15	3 871	1 827	457	72
873 ex. 8733	Research, development, and testing services (except noncommercial research organizations) -----	2	(D)	(D)	(D)	BB
874	Management and public relations services -----	2	(D)	(D)	(D)	AA
<b>89</b>	<b>Services, n.e.c. -----</b>	<b>2</b>	<b>(D)</b>	<b>(D)</b>	<b>(D)</b>	<b>AA</b>
<b>NEW ORLEANS</b> (Coextensive with Orleans Parish, LA; see table 6.)						
<b>SHREVEPORT ▲</b>						
<b>Total -----</b>		<b>1 701</b>	<b>975 417</b>	<b>382 501</b>	<b>81 185</b>	<b>19 098</b>
<b>70 ex. 704</b>	<b>Hotels, rooming houses, camps, and other lodging places (except membership lodging) -----</b>	<b>23</b>	<b>21 248</b>	<b>5 582</b>	<b>1 356</b>	<b>578</b>
7011	Hotels and motels -----	23	21 248	5 582	1 356	578
7011 pt.	Hotels -----	10	(D)	(D)	(D)	EE
7011 pt.	Motels, motor hotels, and tourist courts -----	13	(D)	(D)	(D)	EE
702, 3	Other lodging places -----	—	—	—	—	—

**Table 5. Summary Statistics for Firms Subject to Federal Income Tax for Places With 350 Establishments or More: 1992 — Con.**

[Includes only establishments with payroll. For meaning of abbreviations and symbols, see introductory text. For explanation of terms and comparability of 1987 and 1992 censuses, see appendix A. For information on geographic areas followed by ▲, see appendix F.]

SIC code	Geographic area and kind of business or operation	Establishments (number)	Receipts (\$1,000)	Annual payroll (\$1,000)	First-quarter payroll (\$1,000)	Paid employees for pay period including March 12 (number)
<b>SHREVEPORT ▲—Con.</b>						
<b>72</b>	<b>Personal services</b> .....	<b>182</b>	<b>43 002</b>	<b>14 367</b>	<b>3 266</b>	<b>1 203</b>
721	Laundry, cleaning, and garment services .....	52	19 470	6 472	1 433	530
7211	Power laundries, family and commercial* .....	3	(D)	(D)	(D)	BB
7213	Linen supply* .....	1	(D)	(D)	(D)	CC
7215	Coin-operated laundries and drycleaning .....	12	(D)	(D)	(D)	BB
7216	Drycleaning plants, except rug cleaning* .....	16	(D)	(D)	(D)	CC
7217	Carpet and upholstery cleaning .....	8	(D)	(D)	(D)	BB
7218	Industrial launderers* .....	1	(D)	(D)	(D)	BB
7212, 9	Other laundry, cleaning, and garment services* .....	11	358	154	29	24
722	Photographic studios, portrait .....	13	(D)	(D)	(D)	BB
723, 4	Beauty and barber shops .....	86	9 683	3 742	877	336
723	Beauty shops .....	78	7 954	3 359	805	311
724	Barber shops .....	8	1 729	383	72	25
725	Shoe repair shops and shoeshine parlors .....	4	260	68	14	7
726	Funeral service and crematories .....	10	(D)	(D)	(D)	CC
729	Miscellaneous personal services .....	17	(D)	(D)	(D)	BB
<b>73</b>	<b>Business services</b> .....	<b>241</b>	<b>140 883</b>	<b>63 910</b>	<b>14 716</b>	<b>5 916</b>
731	Advertising .....	18	(D)	(D)	(D)	CC
732	Consumer credit reporting agencies, mercantile reporting agencies, and adjustment and collection agencies .....	7	(D)	(D)	(D)	BB
733	Mailing, reproduction, commercial art and photography, and stenographic services .....	20	(D)	(D)	(D)	BB
734	Services to dwellings and other buildings .....	38	13 553	7 004	1 569	963
735	Miscellaneous equipment rental and leasing .....	26	15 651	3 703	955	201
736	Personnel supply services .....	31	(D)	(D)	(D)	HH
737	Computer programming, data processing, and other computer related services .....	30	(D)	(D)	(D)	CC
7371, 2, 3	Computer programming, prepackaged software, and integrated systems .....	12	5 111	2 261	475	68
7374, 5, 6	Data processing services .....	8	6 482	1 579	307	69
7377, 8, 9	Computer rental and leasing, maintenance, and related services, n.e.c. ....	10	(D)	(D)	(D)	BB
738	Miscellaneous business services .....	71	(D)	(D)	(D)	GG
<b>75</b>	<b>Automotive repair, services, and parking</b> .....	<b>166</b>	<b>50 789</b>	<b>13 341</b>	<b>3 043</b>	<b>839</b>
751	Automotive rental and leasing, without drivers .....	14	(D)	(D)	(D)	CC
752	Automobile parking .....	30	(D)	(D)	(D)	BB
753	Automotive repair shops .....	103	(D)	(D)	(D)	FF
7532	Top, body, and upholstery repair shops and paint shops .....	27	10 663	3 380	818	214
7538	General automotive repair shops .....	33	9 810	2 615	564	124
7533, 4, 6, 7, 9	Other automotive repair shops .....	43	(D)	(D)	(D)	CC
754	Automotive services, except repair .....	19	5 953	1 721	402	167
<b>76</b>	<b>Miscellaneous repair services</b> .....	<b>67</b>	<b>33 904</b>	<b>10 092</b>	<b>2 491</b>	<b>495</b>
762	Electrical repair shops .....	26	18 186	5 924	1 483	303
7622	Radio and television repair shops .....	8	(D)	(D)	(D)	BB
7623, 9	Other electrical and electronic repair shops .....	18	(D)	(D)	(D)	CC
763	Watch, clock, and jewelry repair .....	3	(D)	(D)	(D)	AA
764	Reupholstery and furniture repair .....	9	(D)	(D)	(D)	BB
769	Miscellaneous repair and related services .....	29	(D)	(D)	(D)	CC
<b>78, 79, 84</b>	<b>Amusement and recreation services, including motion pictures and museums</b> .....	<b>68</b>	<b>29 376</b>	<b>6 745</b>	<b>1 286</b>	<b>679</b>
781, 2	Motion picture production, distribution, and services .....	2	(D)	(D)	(D)	AA
783	Motion picture theaters .....	2	(D)	(D)	(D)	BB
784	Video tape rental .....	10	(D)	(D)	(D)	BB
792	Theatrical producers (except motion picture), bands, orchestras, and entertainers .....	4	431	278	56	22
793	Bowling centers .....	2	(D)	(D)	(D)	BB
79 ex. 792, 3, 84	Commercial sports and other amusement and recreation services, including museums .....	48	23 525	5 321	943	523
<b>80</b>	<b>Health services</b> .....	<b>482</b>	<b>428 050</b>	<b>184 855</b>	<b>36 855</b>	<b>6 069</b>
801	Offices and clinics of doctors of medicine .....	256	(D)	(D)	(D)	GG
802	Offices and clinics of dentists .....	113	34 048	11 937	2 630	521
803	Offices and clinics of doctors of osteopathy .....	—	—	—	—	—
804	Offices and clinics of other health practitioners .....	48	12 901	4 272	1 035	179
805	Nursing and personal care facilities .....	15	(D)	(D)	(D)	GG
806	Hospitals .....	6	89 486	28 196	7 090	1 372
807, 8, 9	Other health services .....	44	(D)	(D)	(D)	FF
<b>81</b>	<b>Legal services</b> .....	<b>178</b>	<b>(D)</b>	<b>(D)</b>	<b>(D)</b>	<b>FF</b>
<b>823, 4, 9</b>	<b>Selected educational services</b> .....	<b>8</b>	<b>(D)</b>	<b>(D)</b>	<b>(D)</b>	<b>CC</b>
<b>83</b>	<b>Social services</b> .....	<b>56</b>	<b>16 998</b>	<b>6 586</b>	<b>1 470</b>	<b>594</b>
835	Child day care services .....	33	(D)	(D)	(D)	EE
832, 3, 6, 9	Other social services .....	23	(D)	(D)	(D)	EE

**Table 5. Summary Statistics for Firms Subject to Federal Income Tax for Places With 350 Establishments or More: 1992 — Con.**

[Includes only establishments with payroll. For meaning of abbreviations and symbols, see introductory text. For explanation of terms and comparability of 1987 and 1992 censuses, see appendix A. For information on geographic areas followed by ▲, see appendix F]

SIC code	Geographic area and kind of business or operation	Establishments (number)	Receipts (\$1,000)	Annual payroll (\$1,000)	First-quarter payroll (\$1,000)	Paid employees for pay period including March 12 (number)
<b>SHREVEPORT ▲—Con.</b>						
<b>87 ex. 8733</b>	<b>Engineering, accounting, research, management, and related services (except noncommercial research organizations) -----</b>	<b>219</b>	<b>107 421</b>	<b>41 515</b>	<b>9 605</b>	<b>1 586</b>
871	Engineering, architectural, and surveying services -----	56	(D)	(D)	(D)	EE
872	Accounting, auditing, and bookkeeping services -----	105	42 197	15 630	3 686	670
873 ex. 8733	Research, development, and testing services (except noncommercial research organizations) -----	12	(D)	(D)	(D)	CC
874	Management and public relations services -----	46	(D)	(D)	(D)	EE
<b>89</b>	<b>Services, n.e.c. -----</b>	<b>11</b>	<b>(D)</b>	<b>(D)</b>	<b>(D)</b>	<b>BB</b>
<b>SLIDELL</b>						
	<b>Total -----</b>	<b>415</b>	<b>220 455</b>	<b>84 189</b>	<b>19 261</b>	<b>3 921</b>
<b>70 ex. 704</b>	<b>Hotels, rooming houses, camps, and other lodging places (except membership lodging) -----</b>	<b>11</b>	<b>(D)</b>	<b>(D)</b>	<b>(D)</b>	<b>EE</b>
7011	Hotels and motels -----	10	12 352	3 116	686	350
7011 pt.	Hotels -----	5	3 753	983	212	104
7011 pt.	Motels, motor hotels, and tourist courts -----	5	8 599	2 133	474	246
702, 3	Other lodging places -----	1	(D)	(D)	(D)	AA
<b>72</b>	<b>Personal services -----</b>	<b>43</b>	<b>7 336</b>	<b>2 370</b>	<b>579</b>	<b>261</b>
721	Laundry, cleaning, and garment services -----	11	2 161	620	156	71
7211	Power laundries, family and commercial* -----	—	—	—	—	—
7213	Linen supply* -----	—	—	—	—	—
7215	Coin-operated laundries and drycleaning -----	1	(D)	(D)	(D)	AA
7216	Drycleaning plants, except rug cleaning* -----	8	(D)	(D)	(D)	BB
7217	Carpet and upholstery cleaning -----	1	(D)	(D)	(D)	AA
7218	Industrial laundries* -----	1	(D)	(D)	(D)	AA
7212, 9	Other laundry, cleaning, and garment services* -----	—	—	—	—	—
722	Photographic studios, portrait -----	3	629	148	31	13
723, 4	Beauty and barber shops -----	18	2 087	684	163	76
723	Beauty shops -----	18	2 087	684	163	76
724	Barber shops -----	—	—	—	—	—
725	Shoe repair shops and shoeshine parlors -----	2	(D)	(D)	(D)	AA
726	Funeral service and crematories -----	2	(D)	(D)	(D)	BB
729	Miscellaneous personal services -----	7	(D)	(D)	(D)	BB
<b>73</b>	<b>Business services -----</b>	<b>51</b>	<b>22 522</b>	<b>8 348</b>	<b>1 932</b>	<b>580</b>
731	Advertising -----	3	748	232	86	20
732	Consumer credit reporting agencies, mercantile reporting agencies, and adjustment and collection agencies -----	3	(D)	(D)	(D)	BB
733	Mailing, reproduction, commercial art and photography, and stenographic services -----	4	410	214	49	4
734	Services to dwellings and other buildings -----	12	2 779	1 049	236	90
735	Miscellaneous equipment rental and leasing -----	4	793	154	34	12
736	Personnel supply services -----	2	(D)	(D)	(D)	BB
737	Computer programming, data processing, and other computer related services -----	8	(D)	(D)	(D)	CC
7371, 2, 3	Computer programming, prepackaged software, and integrated systems -----	1	(D)	(D)	(D)	AA
7374, 5, 6	Data processing services -----	1	(D)	(D)	(D)	CC
7377, 8, 9	Computer rental and leasing, maintenance, and related services, n.e.c. -----	6	(D)	(D)	(D)	AA
738	Miscellaneous business services -----	15	4 833	2 122	503	240
<b>75</b>	<b>Automotive repair, services, and parking -----</b>	<b>36</b>	<b>8 088</b>	<b>1 900</b>	<b>458</b>	<b>127</b>
751	Automotive rental and leasing, without drivers -----	1	(D)	(D)	(D)	AA
752	Automobile parking -----	—	—	—	—	—
753	Automotive repair shops -----	31	6 987	1 778	438	118
7532	Top, body, and upholstery repair shops and paint shops -----	9	2 103	532	139	44
7538	General automotive repair shops -----	14	3 153	845	208	50
7533, 4, 6, 7, 9	Other automotive repair shops -----	8	1 731	401	91	24
754	Automotive services, except repair -----	4	(D)	(D)	(D)	AA
<b>76</b>	<b>Miscellaneous repair services -----</b>	<b>17</b>	<b>6 636</b>	<b>2 376</b>	<b>651</b>	<b>129</b>
762	Electrical repair shops -----	8	2 196	958	226	55
7622	Radio and television repair shops -----	3	(D)	(D)	(D)	AA
7623, 9	Other electrical and electronic repair shops -----	5	(D)	(D)	(D)	BB
763	Watch, clock, and jewelry repair -----	1	(D)	(D)	(D)	AA
764	Reupholstery and furniture repair -----	1	(D)	(D)	(D)	AA
769	Miscellaneous repair and related services -----	7	(D)	(D)	(D)	BB
<b>78, 79, 84</b>	<b>Amusement and recreation services, including motion pictures and museums -----</b>	<b>20</b>	<b>(D)</b>	<b>(D)</b>	<b>(D)</b>	<b>CC</b>
781, 2	Motion picture production, distribution, and services -----	—	—	—	—	—
783	Motion picture theaters -----	3	(D)	(D)	(D)	BB
784	Video tape rental -----	4	441	98	7	1
792	Theatrical producers (except motion picture), bands, orchestras, and entertainers -----	2	—	—	—	—
793	Bowling centers -----	—	(D)	(D)	(D)	BB
79 ex. 792, 3, 84	Commercial sports and other amusement and recreation services, including museums -----	11	1 100	186	42	28

**Table 5. Summary Statistics for Firms Subject to Federal Income Tax for Places With 350 Establishments or More: 1992 — Con.**

[Includes only establishments with payroll. For meaning of abbreviations and symbols, see introductory text. For explanation of terms and comparability of 1987 and 1992 censuses, see appendix A. For information on geographic areas followed by ▲, see appendix F]

SIC code	Geographic area and kind of business or operation	Establishments (number)	Receipts (\$1,000)	Annual payroll (\$1,000)	First-quarter payroll (\$1,000)	Paid employees for pay period including March 12 (number)
	<b>SLIDELL—Con.</b>					
<b>80</b>	<b>Health services</b> .....	<b>140</b>	<b>128 606</b>	<b>54 302</b>	<b>12 403</b>	<b>1 730</b>
801	Offices and clinics of doctors of medicine .....	69	49 235	21 894	4 341	439
802	Offices and clinics of dentists .....	35	10 367	4 162	829	184
803	Offices and clinics of doctors of osteopathy .....	—	—	—	—	—
804	Offices and clinics of other health practitioners .....	17	(D)	(D)	(D)	BB
805	Nursing and personal care facilities .....	3	(D)	(D)	(D)	CC
806	Hospitals .....	2	(D)	(D)	(D)	FF
807, 8, 9	Other health services .....	14	(D)	(D)	(D)	CC
<b>81</b>	<b>Legal services</b> .....	<b>35</b>	<b>8 423</b>	<b>2 812</b>	<b>493</b>	<b>108</b>
<b>823, 4, 9</b>	<b>Selected educational services</b> .....	<b>2</b>	<b>(D)</b>	<b>(D)</b>	<b>(D)</b>	<b>AA</b>
<b>83</b>	<b>Social services</b> .....	<b>22</b>	<b>8 029</b>	<b>3 540</b>	<b>858</b>	<b>358</b>
835	Child day care services .....	16	1 780	717	179	106
832, 3, 6, 9	Other social services .....	6	6 249	2 823	679	252
<b>87 ex. 8733</b>	<b>Engineering, accounting, research, management, and related services (except noncommercial research organizations)</b> .....	<b>37</b>	<b>11 321</b>	<b>4 216</b>	<b>960</b>	<b>157</b>
871	Engineering, architectural, and surveying services .....	11	6 892	2 566	589	66
872	Accounting, auditing, and bookkeeping services .....	15	2 031	699	179	60
873 ex. 8733	Research, development, and testing services (except noncommercial research organizations) .....	2	(D)	(D)	(D)	AA
874	Management and public relations services .....	9	(D)	(D)	(D)	AA
<b>89</b>	<b>Services, n.e.c.</b> .....	<b>1</b>	<b>(D)</b>	<b>(D)</b>	<b>(D)</b>	<b>AA</b>

**Table 6. Summary Statistics for Firms Subject to Federal Income Tax for Parishes With 350 Establishments or More: 1992**

[Includes only establishments with payroll. For meaning of abbreviations and symbols, see introductory text. For explanation of terms and comparability of 1987 and 1992 censuses, see appendix A. For information on geographic areas followed by ▲, see appendix F]

SIC code	Geographic area and kind of business or operation	Establishments (number)	Receipts (\$1,000)	Annual payroll (\$1,000)	First-quarter payroll (\$1,000)	Paid employees for pay period including March 12 (number)
	<b>BOSSIER PARISH</b>					
	<b>Total</b> .....	<b>441</b>	<b>221 727</b>	<b>65 399</b>	<b>14 169</b>	<b>3 931</b>
<b>70 ex. 704</b>	<b>Hotels, rooming houses, camps, and other lodging places (except membership lodging)</b> .....	<b>22</b>	<b>(D)</b>	<b>(D)</b>	<b>(D)</b>	<b>EE</b>
7011	Hotels and motels .....	21	13 415	3 250	713	348
7011 pt.	Hotels .....	7	7 083	2 055	462	175
7011 pt.	Motels, motor hotels, and tourist courts .....	14	6 332	1 195	251	173
702, 3	Other lodging places .....	1	(D)	(D)	(D)	AA
<b>72</b>	<b>Personal services</b> .....	<b>62</b>	<b>13 996</b>	<b>4 124</b>	<b>1 016</b>	<b>430</b>
721	Laundry, cleaning, and garment services .....	20	(D)	(D)	(D)	CC
7211	Power laundries, family and commercial* .....	—	—	—	—	—
7213	Linen supply* .....	1	(D)	(D)	(D)	AA
7215	Coin-operated laundries and drycleaning .....	7	(D)	(D)	(D)	BB
7216	Drycleaning plants, except rug cleaning* .....	8	(D)	(D)	(D)	BB
7217	Carpet and upholstery cleaning .....	3	(D)	(D)	(D)	BB
7218	Industrial laundriers* .....	—	—	—	—	—
7212, 9	Other laundry, cleaning, and garment services* .....	1	(D)	(D)	(D)	BB
722	Photographic studios, portrait .....	5	2 184	665	152	64
723, 4	Beauty and barber shops .....	28	4 060	1 271	311	140
723	Beauty shops .....	22	(D)	(D)	(D)	CC
724	Barber shops .....	6	(D)	(D)	(D)	BB
725	Shoe repair shops and shoeshine parlors .....	—	—	—	—	—
726	Funeral service and crematories .....	4	2 931	721	175	43
729	Miscellaneous personal services .....	5	(D)	(D)	(D)	BB

**Table 6. Summary Statistics for Firms Subject to Federal Income Tax for Parishes With 350 Establishments or More: 1992 — Con.**

[Includes only establishments with payroll. For meaning of abbreviations and symbols, see introductory text. For explanation of terms and comparability of 1987 and 1992 censuses, see appendix A. For information on geographic areas followed by ▲, see appendix F]

SIC code	Geographic area and kind of business or operation	Establishments (number)	Receipts (\$1,000)	Annual payroll (\$1,000)	First-quarter payroll (\$1,000)	Paid employees for pay period including March 12 (number)
<b>BOSSIER PARISH—Con.</b>						
<b>73</b>	<b>Business services</b> .....	<b>64</b>	<b>16 240</b>	<b>5 606</b>	<b>1 251</b>	<b>383</b>
731	Advertising .....	3	(D)	(D)	(D)	AA
732	Consumer credit reporting agencies, mercantile reporting agencies, and adjustment and collection agencies .....	2	(D)	(D)	(D)	AA
733	Mailing, reproduction, commercial art and photography, and stenographic services .....	1	(D)	(D)	(D)	AA
734	Services to dwellings and other buildings .....	21	3 431	1 057	258	114
735	Miscellaneous equipment rental and leasing .....	8	3 014	1 035	211	36
736	Personnel supply services .....	7	1 482	1 055	239	83
737	Computer programming, data processing, and other computer related services .....	9	4 482	1 452	332	68
7371, 2, 3	Computer programming, prepackaged software, and integrated systems .....	3	(D)	(D)	(D)	BB
7374, 5, 6	Data processing services .....	4	(D)	(D)	(D)	BB
7377, 8, 9	Computer rental and leasing, maintenance, and related services, n.e.c. ....	2	(D)	(D)	(D)	AA
738	Miscellaneous business services .....	13	(D)	(D)	(D)	BB
<b>75</b>	<b>Automotive repair, services, and parking</b> .....	<b>59</b>	<b>16 695</b>	<b>3 530</b>	<b>788</b>	<b>235</b>
751	Automotive rental and leasing, without drivers .....	3	2 167	306	47	7
752	Automobile parking .....	—	—	—	—	—
753	Automotive repair shops .....	46	(D)	(D)	(D)	CC
7532	Top, body, and upholstery repair shops and paint shops .....	6	(D)	(D)	(D)	BB
7538	General automotive repair shops .....	23	5 264	1 134	270	74
7533, 4, 6, 7, 9	Other automotive repair shops .....	17	(D)	(D)	(D)	BB
754	Automotive services, except repair .....	10	(D)	(D)	(D)	BB
<b>76</b>	<b>Miscellaneous repair services</b> .....	<b>26</b>	<b>14 713</b>	<b>4 829</b>	<b>1 109</b>	<b>258</b>
762	Electrical repair shops .....	7	(D)	(D)	(D)	AA
7622	Radio and television repair shops .....	3	(D)	(D)	(D)	AA
7623, 9	Other electrical and electronic repair shops .....	4	(D)	(D)	(D)	AA
763	Watch, clock, and jewelry repair .....	1	(D)	(D)	(D)	AA
764	Reupholstery and furniture repair .....	1	(D)	(D)	(D)	AA
769	Miscellaneous repair and related services .....	17	(D)	(D)	(D)	CC
<b>78, 79, 84</b>	<b>Amusement and recreation services, including motion pictures and museums</b> .....	<b>38</b>	<b>43 778</b>	<b>11 373</b>	<b>1 835</b>	<b>611</b>
781, 2	Motion picture production, distribution, and services .....	1	(D)	(D)	(D)	AA
783	Motion picture theaters .....	1	(D)	(D)	(D)	BB
784	Video tape rental .....	5	(D)	(D)	(D)	AA
792	Theatrical producers (except motion picture), bands, orchestras, and entertainers .....	—	—	—	—	—
793	Bowling centers .....	1	(D)	(D)	(D)	BB
79 ex. 792, 3; 84	Commercial sports and other amusement and recreation services, including museums .....	30	40 258	10 728	1 677	536
<b>80</b>	<b>Health services</b> .....	<b>101</b>	<b>89 076</b>	<b>27 869</b>	<b>6 487</b>	<b>1 407</b>
801	Offices and clinics of doctors of medicine .....	44	21 529	8 027	1 799	229
802	Offices and clinics of dentists .....	21	(D)	(D)	(D)	BB
803	Offices and clinics of doctors of osteopathy .....	—	—	—	—	—
804	Offices and clinics of other health practitioners .....	11	(D)	(D)	(D)	BB
805	Nursing and personal care facilities .....	9	15 018	6 427	1 541	642
806	Hospitals .....	1	(D)	(D)	(D)	CC
807, 8, 9	Other health services .....	15	(D)	(D)	(D)	CC
<b>81</b>	<b>Legal services</b> .....	<b>23</b>	<b>2 928</b>	<b>423</b>	<b>102</b>	<b>32</b>
<b>823, 4, 9</b>	<b>Selected educational services</b> .....	<b>1</b>	<b>(D)</b>	<b>(D)</b>	<b>(D)</b>	<b>AA</b>
<b>83</b>	<b>Social services</b> .....	<b>14</b>	<b>(D)</b>	<b>(D)</b>	<b>(D)</b>	<b>CC</b>
835	Child day care services .....	11	(D)	(D)	(D)	CC
832, 3, 6, 9	Other social services .....	3	416	110	33	17
<b>87 ex. 8733</b>	<b>Engineering, accounting, research, management, and related services (except noncommercial research organizations)</b> .....	<b>28</b>	<b>5 686</b>	<b>2 703</b>	<b>409</b>	<b>79</b>
871	Engineering, architectural, and surveying services .....	5	(D)	(D)	(D)	BB
872	Accounting, auditing, and bookkeeping services .....	13	(D)	(D)	(D)	BB
873 ex. 8733	Research, development, and testing services (except noncommercial research organizations) .....	3	(D)	(D)	(D)	AA
874	Management and public relations services .....	7	(D)	(D)	(D)	AA
<b>89</b>	<b>Services, n.e.c.</b> .....	<b>3</b>	<b>(D)</b>	<b>(D)</b>	<b>(D)</b>	<b>BB</b>

**Table 6. Summary Statistics for Firms Subject to Federal Income Tax for Parishes With 350 Establishments or More: 1992 — Con.**

[Includes only establishments with payroll. For meaning of abbreviations and symbols, see introductory text. For explanation of terms and comparability of 1987 and 1992 censuses, see appendix A. For information on geographic areas followed by ▲, see appendix F]

SIC code	Geographic area and kind of business or operation	Establishments (number)	Receipts (\$1,000)	Annual payroll (\$1,000)	First-quarter payroll (\$1,000)	Paid employees for pay period including March 12 (number)
<b>CADD0 PARISH</b>						
	<b>Total</b> .....	<b>1 803</b>	<b>1 001 039</b>	<b>389 734</b>	<b>82 927</b>	<b>19 753</b>
<b>70 ex. 704</b>	<b>Hotels, rooming houses, camps, and other lodging places (except membership lodging)</b> .....	<b>27</b>	<b>21 971</b>	<b>5 724</b>	<b>1 405</b>	<b>612</b>
7011	Hotels and motels .....	27	21 971	5 724	1 405	612
7011 pt.	Hotels .....	11	10 816	2 707	635	284
7011 pt.	Motels, motor hotels, and tourist courts .....	16	11 155	3 017	770	328
702, 3	Other lodging places .....	—	—	—	—	—
<b>72</b>	<b>Personal services</b> .....	<b>191</b>	<b>43 906</b>	<b>15 171</b>	<b>3 576</b>	<b>1 392</b>
721	Laundry, cleaning, and garment services .....	56	20 211	6 621	1 461	546
7211	Power laundries, family and commercial* .....	3	(D)	(D)	(D)	BB
7213	Linen supply* .....	1	(D)	(D)	(D)	CC
7215	Coin-operated laundries and drycleaning .....	13	1 984	502	96	40
7216	Drycleaning plants, except rug cleaning* .....	17	5 547	2 242	450	199
7217	Carpet and upholstery cleaning .....	8	(D)	(D)	(D)	BB
7218	Industrial laundriers* .....	2	(D)	(D)	(D)	BB
7212, 9	Other laundry, cleaning, and garment services* .....	12	(D)	(D)	(D)	BB
722	Photographic studios, portrait .....	14	2 395	646	161	79
723, 4	Beauty and barber shops .....	88	8 716	3 701	899	341
723	Beauty shops .....	81	(D)	(D)	(D)	EE
724	Barber shops .....	7	(D)	(D)	(D)	AA
725	Shoe repair shops and shoeshine parlors .....	4	260	68	14	7
726	Funeral service and crematories .....	11	8 965	3 039	640	173
729	Miscellaneous personal services .....	18	3 359	1 096	401	246
<b>73</b>	<b>Business services</b> .....	<b>258</b>	<b>144 924</b>	<b>65 605</b>	<b>15 130</b>	<b>6 041</b>
731	Advertising .....	18	(D)	(D)	(D)	CC
732	Consumer credit reporting agencies, mercantile reporting agencies, and adjustment and collection agencies .....	7	(D)	(D)	(D)	BB
733	Mailing, reproduction, commercial art and photography, and stenographic services .....	20	(D)	(D)	(D)	BB
734	Services to dwellings and other buildings .....	43	13 869	7 101	1 596	977
735	Miscellaneous equipment rental and leasing .....	28	16 983	4 021	1 032	218
736	Personnel supply services .....	33	33 003	23 515	5 223	2 575
737	Computer programming, data processing, and other computer related services .....	32	17 220	6 194	1 275	193
7371, 2, 3	Computer programming, prepackaged software, and integrated systems .....	14	(D)	(D)	(D)	BB
7374, 5, 6	Data processing services .....	8	6 482	1 579	307	69
7377, 8, 9	Computer rental and leasing, maintenance, and related services, n.e.c. ....	10	(D)	(D)	(D)	BB
738	Miscellaneous business services .....	77	41 829	18 916	4 613	1 719
<b>75</b>	<b>Automotive repair, services, and parking</b> .....	<b>187</b>	<b>55 238</b>	<b>14 502</b>	<b>3 323</b>	<b>919</b>
751	Automotive rental and leasing, without drivers .....	15	10 903	1 951	423	115
752	Automobile parking .....	30	(D)	(D)	(D)	BB
753	Automotive repair shops .....	122	36 350	10 539	2 420	607
7532	Top, body, and upholstery repair shops and paint shops .....	32	12 109	3 748	902	237
7538	General automotive repair shops .....	43	11 201	2 882	634	147
7533, 4, 6, 7, 9	Other automotive repair shops .....	47	13 040	3 909	884	223
754	Automotive services, except repair .....	20	(D)	(D)	(D)	CC
<b>76</b>	<b>Miscellaneous repair services</b> .....	<b>76</b>	<b>36 607</b>	<b>10 776</b>	<b>2 644</b>	<b>535</b>
762	Electrical repair shops .....	26	18 186	5 924	1 483	303
7622	Radio and television repair shops .....	8	(D)	(D)	(D)	BB
7623, 9	Other electrical and electronic repair shops .....	18	(D)	(D)	(D)	CC
763	Watch, clock, and jewelry repair .....	3	(D)	(D)	(D)	AA
764	Reupholstery and furniture repair .....	9	(D)	(D)	(D)	BB
769	Miscellaneous repair and related services .....	38	(D)	(D)	(D)	CC
<b>78, 79, 84</b>	<b>Amusement and recreation services, including motion pictures and museums</b> .....	<b>79</b>	<b>33 859</b>	<b>7 192</b>	<b>1 350</b>	<b>717</b>
781, 2	Motion picture production, distribution, and services .....	2	(D)	(D)	(D)	AA
783	Motion picture theaters .....	3	3 420	428	107	56
784	Video tape rental .....	13	(D)	(D)	(D)	BB
792	Theatrical producers (except motion picture), bands, orchestras, and entertainers .....	5	(D)	(D)	(D)	BB
793	Bowling centers .....	2	(D)	(D)	(D)	BB
79 ex. 792, 3, 84	Commercial sports and other amusement and recreation services, including museums .....	54	26 653	5 564	955	531
<b>80</b>	<b>Health services</b> .....	<b>493</b>	<b>431 820</b>	<b>185 915</b>	<b>37 115</b>	<b>6 160</b>
801	Offices and clinics of doctors of medicine .....	259	214 882	110 558	19 689	1 966
802	Offices and clinics of dentists .....	116	34 554	12 018	2 651	529
803	Offices and clinics of doctors of osteopathy .....	—	—	—	—	—
804	Offices and clinics of other health practitioners .....	49	13 121	4 204	1 018	179
805	Nursing and personal care facilities .....	16	37 863	14 782	3 530	1 417
806	Hospitals .....	6	89 486	28 196	7 090	1 372
807, 8, 9	Other health services .....	47	41 914	16 157	3 137	697
<b>81</b>	<b>Legal services</b> .....	<b>179</b>	<b>94 272</b>	<b>32 713</b>	<b>6 369</b>	<b>982</b>
<b>823, 4, 9</b>	<b>Selected educational services</b> .....	<b>8</b>	<b>(D)</b>	<b>(D)</b>	<b>(D)</b>	<b>CC</b>

**Table 6. Summary Statistics for Firms Subject to Federal Income Tax for Parishes With 350 Establishments or More: 1992 — Con.**

[Includes only establishments with payroll. For meaning of abbreviations and symbols, see introductory text. For explanation of terms and comparability of 1987 and 1992 censuses, see appendix A. For information on geographic areas followed by ▲, see appendix F]

SIC code	Geographic area and kind of business or operation	Establishments (number)	Receipts (\$1,000)	Annual payroll (\$1,000)	First-quarter payroll (\$1,000)	Paid employees for pay period including March 12 (number)
<b>CADDO PARISH—Con.</b>						
<b>83</b>	<b>Social services</b> .....	<b>58</b>	<b>(D)</b>	<b>(D)</b>	<b>(D)</b>	<b>FF</b>
835	Child day care services .....	34	(D)	(D)	(D)	EE
832, 3, 6, 9	Other social services .....	24	12 276	4 339	959	307
<b>87 ex. 8733</b>	<b>Engineering, accounting, research, management, and related services (except noncommercial research organizations)</b> .....	<b>232</b>	<b>110 237</b>	<b>42 327</b>	<b>9 732</b>	<b>1 619</b>
871	Engineering, architectural, and surveying services .....	60	29 037	12 545	2 809	465
872	Accounting, auditing, and bookkeeping services .....	108	42 424	15 695	3 703	677
873 ex. 8733	Research, development, and testing services (except noncommercial research organizations) .....	12	(D)	(D)	(D)	CC
874	Management and public relations services .....	52	(D)	(D)	(D)	EE
<b>89</b>	<b>Services, n.e.c.</b> .....	<b>15</b>	<b>(D)</b>	<b>(D)</b>	<b>(D)</b>	<b>BB</b>
<b>CALCASIEU PARISH</b> (Coextensive with Lake Charles, LA MSA; see table 7a.)						
<b>EAST BATON ROUGE PARISH</b>						
<b>Total</b> .....		<b>3 479</b>	<b>2 346 150</b>	<b>908 522</b>	<b>206 999</b>	<b>41 160</b>
<b>70 ex. 704</b>	<b>Hotels, rooming houses, camps, and other lodging places (except membership lodging)</b> .....	<b>45</b>	<b>60 362</b>	<b>14 241</b>	<b>3 040</b>	<b>1 375</b>
7011	Hotels and motels .....	44	(D)	(D)	(D)	GG
7011 pt.	Hotels .....	25	(D)	(D)	(D)	GG
7011 pt.	Hotels, 25 guestrooms or more .....	24	(D)	(D)	(D)	GG
7011 pt.	Hotels, less than 25 guestrooms .....	1	(D)	(D)	(D)	AA
7011 pt.	Motels, motor hotels, and tourist courts .....	19	(D)	(D)	(D)	EE
7011 pt.	Motels, tourist courts .....	15	(D)	(D)	(D)	CC
7011 pt.	Motor hotels .....	4	5 030	866	236	100
702, 3	Other lodging places .....	1	(D)	(D)	(D)	AA
702	Rooming and boarding houses .....	—	—	—	—	—
703	Camps and recreational vehicle parks .....	1	(D)	(D)	(D)	AA
<b>72</b>	<b>Personal services</b> .....	<b>283</b>	<b>81 097</b>	<b>28 427</b>	<b>6 853</b>	<b>2 575</b>
721	Laundry, cleaning, and garment services .....	88	38 278	12 688	2 975	1 070
7211	Power laundries, family and commercial* .....	7	(D)	(D)	(D)	BB
7213	Linen supply* .....	—	—	—	—	—
7215	Coin-operated laundries and drycleaning .....	7	(D)	(D)	(D)	AA
7216	Drycleaning plants, except rug cleaning* .....	55	15 061	5 255	1 212	510
7217	Carpet and upholstery cleaning .....	10	(D)	(D)	(D)	BB
7218	Industrial launderers* .....	4	(D)	(D)	(D)	EE
7212, 9	Other laundry, cleaning, and garment services* .....	5	311	103	26	14
7212	Garment pressing, and agents for laundries and drycleaners .....	2	(D)	(D)	(D)	AA
7219	Laundry and garment services, n.e.c.* .....	3	(D)	(D)	(D)	AA
722	Photographic studios, portrait .....	17	(D)	(D)	(D)	CC
723, 4	Beauty and barber shops .....	118	21 237	9 631	2 230	810
723	Beauty shops .....	112	20 553	9 338	2 173	791
724	Barber shops .....	6	684	293	57	19
725	Shoe repair shops and shoeshine parlors .....	10	(D)	(D)	(D)	BB
726	Funeral service and crematories .....	13	8 469	2 390	549	146
729	Miscellaneous personal services .....	37	(D)	(D)	(D)	EE
7291	Tax return preparation services .....	9	(D)	(D)	(D)	CC
7299	Miscellaneous personal services, n.e.c. .....	28	(D)	(D)	(D)	CC
<b>73</b>	<b>Business services</b> .....	<b>588</b>	<b>452 368</b>	<b>185 714</b>	<b>44 716</b>	<b>13 124</b>
731	Advertising .....	39	(D)	(D)	(D)	EE
7311	Advertising agencies .....	33	(D)	(D)	(D)	EE
7312	Outdoor advertising services .....	3	(D)	(D)	(D)	BB
7313	Radio, television, publishers' advertising representatives .....	3	(D)	(D)	(D)	BB
7319	Advertising, n.e.c. .....	—	—	—	—	—
732	Consumer credit reporting agencies, mercantile reporting agencies, and adjustment and collection agencies .....	21	9 850	2 707	642	169
7322	Adjustment and collection services .....	17	(D)	(D)	(D)	BB
7323	Credit reporting services .....	4	(D)	(D)	(D)	BB
733	Mailing, reproduction, commercial art and photography, and stenographic services .....	67	(D)	(D)	(D)	FF
7331	Direct mail advertising services .....	8	(D)	(D)	(D)	BB
7334	Photocopying and duplicating services .....	12	7 971	2 230	484	142
7335, 6	Commercial photography, art, and graphics .....	22	4 160	1 319	343	74
7335	Commercial photography .....	9	1 201	314	96	28
7336	Commercial art and graphic design .....	13	2 959	1 005	247	46
7338	Secretarial and court reporting services .....	25	(D)	(D)	(D)	CC
734	Services to dwellings and other buildings .....	99	41 626	19 051	4 537	2 757
7342	Disinfecting and pest control services .....	25	9 882	3 636	863	201
7349	Building cleaning and maintenance services, n.e.c. .....	74	31 744	15 415	3 674	2 556
735	Miscellaneous equipment rental and leasing .....	64	91 740	30 389	7 234	1 235
7352	Medical equipment rental and leasing .....	4	1 651	258	90	19
7353	Heavy construction equipment rental and leasing .....	14	14 046	3 083	697	109
7359	Equipment rental and leasing, n.e.c. .....	46	76 043	27 048	6 447	1 107

**Table 6. Summary Statistics for Firms Subject to Federal Income Tax for Parishes With 350 Establishments or More: 1992 — Con.**

[Includes only establishments with payroll. For meaning of abbreviations and symbols, see introductory text. For explanation of terms and comparability of 1987 and 1992 censuses, see appendix A. For information on geographic areas followed by ▲, see appendix F]

SIC code	Geographic area and kind of business or operation	Establishments (number)	Receipts (\$1,000)	Annual payroll (\$1,000)	First-quarter payroll (\$1,000)	Paid employees for pay period including March 12 (number)
<b>EAST BATON ROUGE PARISH — Con.</b>						
<b>73</b>	<b>Business services—Con.</b>					
736	Personnel supply services -----	60	93 958	67 794	16 896	5 065
7361	Employment agencies -----	17	(D)	(D)	(D)	CC
7363	Help supply services -----	43	(D)	(D)	(D)	HH
7363 pt.	Temporary help supply -----	29	(D)	(D)	(D)	HH
7363 pt.	Help supply, except temporary -----	14	(D)	(D)	(D)	GG
737	Computer programming, data processing, and other computer related services -----	90	91 485	22 497	5 002	840
7371, 2, 3	Computer programming, prepackaged software, and integrated systems -----	45	56 431	12 910	2 960	439
7371	Computer programming services -----	32	11 848	5 719	1 222	174
7372	Prepackaged software -----	6	(D)	(D)	(D)	CC
7373	Computer integrated systems -----	7	(D)	(D)	(D)	BB
7374, 5, 6	Data processing services -----	21	(D)	(D)	(D)	CC
7374, 5	Computer processing, information retrieval -----	20	(D)	(D)	(D)	CC
7376	Computer facilities management services -----	1	(D)	(D)	(D)	BB
7377, 8, 9	Computer rental and leasing, maintenance, and related services, n.e.c. -----	24	(D)	(D)	(D)	CC
7377	Computer rental and leasing -----	3	(D)	(D)	(D)	AA
7378	Computer maintenance and repair -----	14	11 847	3 523	731	145
7379	Computer related services, n.e.c. -----	7	(D)	(D)	(D)	AA
738	Miscellaneous business services -----	148	(D)	(D)	(D)	GG
7381, 2	Detective agencies and protective services -----	33	(D)	(D)	(D)	GG
7381	Detective, guard, and armored car services -----	25	(D)	(D)	(D)	FF
7382	Security systems services -----	8	8 631	2 765	636	107
7383	News syndicates -----	3	(D)	(D)	(D)	AA
7384	Photofinishing laboratories* -----	11	(D)	(D)	(D)	BB
7389	Business services, n.e.c. -----	101	53 565	17 516	4 209	1 051
7389 pt.	Sign painting shops -----	4	(D)	(D)	(D)	AA
7389 pt.	Interior designing -----	5	2 241	471	108	28
7389 pt.	Telephone answering services -----	10	2 477	1 232	295	131
7389 pt.	Other business services -----	82	(D)	(D)	(D)	FF
<b>75</b>	<b>Automotive repair, services, and parking -----</b>	<b>263</b>	<b>92 047</b>	<b>24 066</b>	<b>5 541</b>	<b>1 380</b>
751	Automotive rental and leasing, without drivers -----	16	(D)	(D)	(D)	CC
7513	Truck rental and leasing, without drivers -----	5	(D)	(D)	(D)	BB
7514, 5	Passenger car rental and leasing -----	10	(D)	(D)	(D)	BB
7514	Passenger car rental -----	9	8 648	1 033	264	67
7515	Passenger car leasing -----	1	(D)	(D)	(D)	AA
7519	Utility trailer and recreational vehicle rental -----	1	(D)	(D)	(D)	AA
752	Automobile parking -----	18	2 049	90	19	12
753	Automotive repair shops -----	185	65 234	18 707	4 404	1 052
7532	Top, body, and upholstery repair shops and paint shops -----	36	15 993	4 764	1 151	248
7532 pt.	Top and body repair shops -----	32	(D)	(D)	(D)	CC
7532 pt.	Paint shops -----	4	(D)	(D)	(D)	BB
7538	General automotive repair shops -----	93	33 896	10 084	2 364	571
7538 pt.	General automotive repair shops, except diesel -----	81	28 827	8 563	1 980	489
7538 pt.	Diesel repair shops -----	12	5 069	1 521	384	82
7533, 4, 6, 7, 9	Other automotive repair shops -----	56	15 345	3 859	889	233
7533	Automotive exhaust system repair shops -----	12	3 641	1 015	217	58
7534	Tire retreading and repair shops -----	1	(D)	(D)	(D)	AA
7536	Automotive glass replacement shops -----	7	2 375	347	78	20
7537	Automotive transmission repair shops -----	21	(D)	(D)	(D)	BB
7539	Automotive repair shops, n.e.c. -----	15	(D)	(D)	(D)	BB
7539 pt.	Radiator repair -----	5	776	194	45	17
7539 pt.	Brake, front end, and wheel alignment -----	2	(D)	(D)	(D)	AA
7539 pt.	Automotive electrical and fuel system services -----	6	(D)	(D)	(D)	BB
7539 pt.	Other automotive repair shops, n.e.c. -----	2	(D)	(D)	(D)	AA
754	Automotive services, except repair -----	44	(D)	(D)	(D)	CC
7542	Carwashes -----	11	(D)	(D)	(D)	BB
7549	Automotive services, except repair and carwashes -----	33	(D)	(D)	(D)	CC
<b>76</b>	<b>Miscellaneous repair services -----</b>	<b>166</b>	<b>99 701</b>	<b>30 178</b>	<b>7 030</b>	<b>1 235</b>
762	Electrical repair shops -----	54	31 136	9 397	2 221	440
7622	Radio and television repair shops -----	12	(D)	(D)	(D)	BB
7623, 9	Other electrical and electronic repair shops -----	42	(D)	(D)	(D)	EE
7623	Refrigeration and air-conditioning service and repair shops -----	10	5 607	1 349	263	40
7629	Electrical and electronic repair shops, n.e.c. -----	32	(D)	(D)	(D)	EE
763	Watch, clock, and jewelry repair -----	3	357	42	9	5
764	Reupholstery and furniture repair -----	10	1 559	506	116	34
769	Miscellaneous repair and related services -----	99	66 649	20 233	4 684	756
7692	Welding repair -----	7	(D)	(D)	(D)	BB
7694	Armature rewinding shops -----	8	10 095	3 496	767	118
7699	Repair shops and related services, n.e.c. -----	84	(D)	(D)	(D)	FF
<b>78, 79, 84</b>	<b>Amusement and recreation services, including motion pictures and museums -----</b>	<b>137</b>	<b>77 217</b>	<b>14 472</b>	<b>2 908</b>	<b>1 386</b>
781, 2	Motion picture production, distribution, and services -----	11	(D)	(D)	(D)	BB
783	Motion picture theaters -----	7	(D)	(D)	(D)	CC
7832	Motion picture theaters, except drive-in -----	6	(D)	(D)	(D)	CC
7833	Drive-in motion picture theaters -----	1	(D)	(D)	(D)	AA
784	Video tape rental -----	30	7 863	1 121	273	219



**Table 6. Summary Statistics for Firms Subject to Federal Income Tax for Parishes With 350 Establishments or More: 1992 — Con.**

[Includes only establishments with payroll. For meaning of abbreviations and symbols, see introductory text. For explanation of terms and comparability of 1987 and 1992 censuses, see appendix A. For information on geographic areas followed by ▲, see appendix F]

SIC code	Geographic area and kind of business or operation	Establishments (number)	Receipts (\$1,000)	Annual payroll (\$1,000)	First-quarter payroll (\$1,000)	Paid employees for pay period including March 12 (number)
<b>EAST BATON ROUGE PARISH — Con.</b>						
<b>78, 79, 84</b>	<b>Amusement and recreation services, including motion pictures and museums—Con.</b>					
792	Theatrical producers (except motion picture), bands, orchestras, and entertainers .....	5	(D)	(D)	(D)	AA
7922	Theatrical producers (except motion picture) and miscellaneous theatrical services .....	4	(D)	(D)	(D)	AA
7929	Bands, orchestras, actors, and other entertainers and entertainment groups .....	1	(D)	(D)	(D)	AA
793	Bowling centers .....	3	(D)	(D)	(D)	BB
79 ex. 792, 3; 84	Commercial sports and other amusement and recreation services, including museums .....	81	51 984	9 912	1 838	870
794	Commercial sports .....	2	(D)	(D)	(D)	AA
7941	Professional sports clubs, managers, promoters .....	1	(D)	(D)	(D)	AA
7948	Racing, including track operation .....	1	(D)	(D)	(D)	AA
79 ex. 792, 3, 4; 84	Other amusement and recreation services, including museums .....	79	(D)	(D)	(D)	FF
791	Dance studios, schools, and halls .....	7	578	164	48	30
7991	Physical fitness facilities .....	18	7 537	2 455	561	334
7992	Public golf courses .....	—	—	—	—	—
7993	Coin-operated amusement devices .....	6	(D)	(D)	(D)	AA
7996	Amusement parks .....	3	(D)	(D)	(D)	CC
7997	Membership sports and recreation clubs .....	12	(D)	(D)	(D)	BB
7999, 84	Amusement and recreation services, including museums, n.e.c. ..	33	(D)	(D)	(D)	EE
7999 pt.	Concession operators of amusement devices and rides .....	1	(D)	(D)	(D)	AA
7999 pt.	Carnivals, circuses, and fairs .....	1	(D)	(D)	(D)	AA
7999 pt., 84	Other recreation and amusements, including museums .....	31	32 270	5 091	816	306
<b>80</b>	<b>Health services .....</b>	<b>782</b>	<b>652 307</b>	<b>273 093</b>	<b>58 361</b>	<b>9 335</b>
801	Offices and clinics of doctors of medicine .....	354	331 651	154 096	30 555	2 807
8011 pt.	Offices of doctors of medicine .....	340	(D)	(D)	(D)	HH
8011 pt.	General medical clinics .....	14	(D)	(D)	(D)	CC
802	Offices and clinics of dentists .....	194	55 197	19 666	4 203	924
803	Offices and clinics of doctors of osteopathy .....	—	—	—	—	—
804	Offices and clinics of other health practitioners .....	111	(D)	(D)	(D)	EE
8041	Offices and clinics of chiropractors .....	42	8 357	2 675	685	168
8042	Offices and clinics of optometrists .....	15	(D)	(D)	(D)	BB
8043	Offices and clinics of podiatrists .....	7	1 735	850	208	27
8049	Offices and clinics of health practitioners, n.e.c. .....	47	(D)	(D)	(D)	CC
805	Nursing and personal care facilities .....	22	46 583	20 397	4 820	1 947
8051	Skilled nursing care facilities .....	15	(D)	(D)	(D)	GG
8052	Intermediate care facilities .....	2	(D)	(D)	(D)	BB
8059	Nursing and personal care facilities, n.e.c. .....	5	(D)	(D)	(D)	CC
806	Hospitals .....	5	(D)	(D)	(D)	GG
8062	General medical and surgical hospitals .....	1	(D)	(D)	(D)	FF
8063, 9	Specialty hospitals .....	4	(D)	(D)	(D)	FF
807, 8, 9	Other health services .....	96	(D)	(D)	(D)	GG
807	Medical and dental laboratories .....	31	(D)	(D)	(D)	FF
8071	Medical laboratories .....	17	(D)	(D)	(D)	FF
8072	Dental laboratories .....	14	(D)	(D)	(D)	BB
808	Home health care services .....	33	35 714	18 437	3 596	1 056
809	Miscellaneous health and allied services, n.e.c. .....	32	(D)	(D)	(D)	EE
8092	Kidney dialysis centers .....	4	(D)	(D)	(D)	BB
8093	Specialty outpatient facilities, n.e.c. .....	18	(D)	(D)	(D)	CC
8099	Health and allied services, n.e.c. .....	10	(D)	(D)	(D)	BB
<b>81</b>	<b>Legal services .....</b>	<b>412</b>	<b>200 002</b>	<b>68 442</b>	<b>14 254</b>	<b>2 196</b>
<b>823, 4, 9</b>	<b>Selected educational services .....</b>	<b>47</b>	<b>15 619</b>	<b>5 673</b>	<b>1 182</b>	<b>344</b>
823	Libraries .....	3	(D)	(D)	(D)	AA
824	Vocational schools .....	18	(D)	(D)	(D)	CC
829	Schools and educational services, n.e.c. .....	26	(D)	(D)	(D)	CC
<b>83</b>	<b>Social services .....</b>	<b>129</b>	<b>21 329</b>	<b>9 474</b>	<b>2 254</b>	<b>1 080</b>
835	Child day care services .....	95	12 531	5 362	1 332	821
832, 3, 6, 9	Other social services .....	34	8 798	4 112	922	259
<b>87 ex. 8733</b>	<b>Engineering, accounting, research, management, and related services (except noncommercial research organizations) .....</b>	<b>593</b>	<b>574 051</b>	<b>245 935</b>	<b>58 726</b>	<b>6 864</b>
871	Engineering, architectural, and surveying services .....	243	438 060	182 779	44 873	4 538
8711	Engineering services .....	177	410 938	170 195	42 326	4 136
8712	Architectural services .....	55	(D)	(D)	(D)	CC
8713	Surveying services .....	11	(D)	(D)	(D)	CC
872	Accounting, auditing, and bookkeeping services .....	165	(D)	(D)	(D)	FF
873 ex. 8733	Research, development, and testing services (except noncommercial research organizations) .....	32	(D)	(D)	(D)	FF
8731	Commercial physical and biological research .....	6	(D)	(D)	(D)	AA
8732	Commercial economic, sociological, and educational research .....	3	(D)	(D)	(D)	BB
8734	Testing laboratories .....	23	(D)	(D)	(D)	EE
874	Management and public relations services .....	153	69 376	33 600	7 585	1 165
8741	Management services .....	37	(D)	(D)	(D)	FF
8742	Management consulting services .....	63	(D)	(D)	(D)	EE
8743	Public relations services .....	11	(D)	(D)	(D)	BB
8744	Facilities support management services .....	1	(D)	(D)	(D)	AA
8748	Business consulting services, n.e.c. .....	41	(D)	(D)	(D)	CC
<b>89</b>	<b>Services, n.e.c. .....</b>	<b>34</b>	<b>20 050</b>	<b>8 807</b>	<b>2 134</b>	<b>266</b>

**Table 6. Summary Statistics for Firms Subject to Federal Income Tax for Parishes With 350 Establishments or More: 1992 — Con.**

[Includes only establishments with payroll. For meaning of abbreviations and symbols, see introductory text. For explanation of terms and comparability of 1987 and 1992 censuses, see appendix A. For information on geographic areas followed by ▲, see appendix F]

SIC code	Geographic area and kind of business or operation	Establishments (number)	Receipts (\$1,000)	Annual payroll (\$1,000)	First-quarter payroll (\$1,000)	Paid employees for pay period including March 12 (number)
<b>IBERIA PARISH</b>						
	<b>Total</b> .....	<b>463</b>	<b>251 030</b>	<b>68 409</b>	<b>15 214</b>	<b>3 496</b>
<b>70 ex. 704</b>	<b>Hotels, rooming houses, camps, and other lodging places (except membership lodging)</b> .....	<b>2</b>	<b>(D)</b>	<b>(D)</b>	<b>(D)</b>	<b>AA</b>
7011	Hotels and motels .....	2	(D)	(D)	(D)	AA
7011 pt.	Hotels .....	1	(D)	(D)	(D)	AA
7011 pt.	Motels, motor hotels, and tourist courts .....	1	(D)	(D)	(D)	AA
702, 3	Other lodging places .....	—	—	—	—	—
<b>72</b>	<b>Personal services</b> .....	<b>33</b>	<b>5 124</b>	<b>1 270</b>	<b>311</b>	<b>141</b>
721	Laundry, cleaning, and garment services .....	8	1 794	484	106	58
7211	Power laundries, family and commercial* .....	1	(D)	(D)	(D)	AA
7213	Linen supply* .....	—	—	—	—	—
7215	Coin-operated laundries and drycleaning .....	1	(D)	(D)	(D)	AA
7216	Drycleaning plants, except rug cleaning* .....	4	931	371	89	39
7217	Carpet and upholstery cleaning .....	1	(D)	(D)	(D)	AA
7218	Industrial laundriers* .....	—	—	—	—	—
7212, 9	Other laundry, cleaning, and garment services* .....	1	(D)	(D)	(D)	AA
722	Photographic studios, portrait .....	4	(D)	(D)	(D)	AA
723, 4	Beauty and barber shops .....	10	597	211	49	26
723	Beauty shops .....	10	597	211	49	26
724	Barber shops .....	—	—	—	—	—
725	Shoe repair shops and shoeshine parlors .....	—	—	—	—	—
726	Funeral service and crematories .....	10	1 923	424	121	37
729	Miscellaneous personal services .....	1	(D)	(D)	(D)	AA
<b>73</b>	<b>Business services</b> .....	<b>70</b>	<b>96 559</b>	<b>21 730</b>	<b>4 696</b>	<b>805</b>
731	Advertising .....	2	(D)	(D)	(D)	AA
732	Consumer credit reporting agencies, mercantile reporting agencies, and adjustment and collection agencies .....	3	(D)	(D)	(D)	AA
733	Mailing, reproduction, commercial art and photography, and stenographic services .....	2	(D)	(D)	(D)	AA
734	Services to dwellings and other buildings .....	18	3 185	1 199	265	98
735	Miscellaneous equipment rental and leasing .....	24	87 864	18 243	3 877	521
736	Personnel supply services .....	3	(D)	(D)	(D)	BB
737	Computer programming, data processing, and other computer related services .....	1	(D)	(D)	(D)	AA
7371, 2, 3	Computer programming, prepackaged software, and integrated systems .....	1	(D)	(D)	(D)	AA
7374, 5, 6	Data processing services .....	—	—	—	—	—
7377, 8, 9	Computer rental and leasing, maintenance, and related services, n.e.c. ....	—	—	—	—	—
738	Miscellaneous business services .....	17	3 071	1 185	291	92
<b>75</b>	<b>Automotive repair, services, and parking</b> .....	<b>49</b>	<b>19 075</b>	<b>3 871</b>	<b>880</b>	<b>229</b>
751	Automotive rental and leasing, without drivers .....	3	(D)	(D)	(D)	AA
752	Automobile parking .....	—	—	—	—	—
753	Automotive repair shops .....	41	15 145	3 421	789	186
7532	Top, body, and upholstery repair shops and paint shops .....	7	1 423	278	76	24
7538	General automotive repair shops .....	23	8 717	2 001	441	103
7533, 4, 6, 7, 9	Other automotive repair shops .....	11	5 005	1 142	272	59
754	Automotive services, except repair .....	5	(D)	(D)	(D)	BB
<b>76</b>	<b>Miscellaneous repair services</b> .....	<b>51</b>	<b>16 634</b>	<b>4 894</b>	<b>1 266</b>	<b>238</b>
762	Electrical repair shops .....	7	539	121	36	12
7622	Radio and television repair shops .....	1	(D)	(D)	(D)	AA
7623, 9	Other electrical and electronic repair shops .....	6	(D)	(D)	(D)	AA
763	Watch, clock, and jewelry repair .....	—	—	—	—	—
764	Reupholstery and furniture repair .....	4	547	88	18	9
769	Miscellaneous repair and related services .....	40	15 548	4 685	1 212	217
<b>78, 79, 84</b>	<b>Amusement and recreation services, including motion pictures and museums</b> .....	<b>25</b>	<b>8 629</b>	<b>1 829</b>	<b>388</b>	<b>235</b>
781, 2	Motion picture production, distribution, and services .....	—	—	—	—	—
783	Motion picture theaters .....	1	(D)	(D)	(D)	BB
784	Video tape rental .....	3	(D)	(D)	(D)	AA
792	Theatrical producers (except motion picture), bands, orchestras, and entertainers .....	1	(D)	(D)	(D)	AA
793	Bowling centers .....	1	(D)	(D)	(D)	BB
79 ex. 792, 3, 84	Commercial sports and other amusement and recreation services, including museums .....	19	6 374	1 394	283	178
<b>80</b>	<b>Health services</b> .....	<b>120</b>	<b>73 738</b>	<b>24 396</b>	<b>5 372</b>	<b>1 361</b>
801	Offices and clinics of doctors of medicine .....	57	20 544	8 657	1 707	223
802	Offices and clinics of dentists .....	32	6 777	1 737	373	140
803	Offices and clinics of doctors of osteopathy .....	—	—	—	—	—
804	Offices and clinics of other health practitioners .....	12	2 814	760	161	54
805	Nursing and personal care facilities .....	4	9 407	3 625	875	488
806	Hospitals .....	1	(D)	(D)	(D)	EE
807, 8, 9	Other health services .....	14	(D)	(D)	(D)	CC
<b>81</b>	<b>Legal services</b> .....	<b>43</b>	<b>10 107</b>	<b>2 824</b>	<b>684</b>	<b>143</b>
<b>823, 4, 9</b>	<b>Selected educational services</b> .....	<b>2</b>	<b>(D)</b>	<b>(D)</b>	<b>(D)</b>	<b>AA</b>

**Table 6. Summary Statistics for Firms Subject to Federal Income Tax for Parishes With 350 Establishments or More: 1992 — Con.**

[Includes only establishments with payroll. For meaning of abbreviations and symbols, see introductory text. For explanation of terms and comparability of 1987 and 1992 censuses, see appendix A. For information on geographic areas followed by ▲, see appendix F]

SIC code	Geographic area and kind of business or operation	Establishments (number)	Receipts (\$1,000)	Annual payroll (\$1,000)	First-quarter payroll (\$1,000)	Paid employees for pay period including March 12 (number)
<b>IBERIA PARISH—Con.</b>						
<b>83</b>	<b>Social services</b> .....	<b>21</b>	<b>2 162</b>	<b>734</b>	<b>163</b>	<b>91</b>
835	Child day care services .....	17	(D)	(D)	(D)	BB
832, 3, 6, 9	Other social services .....	4	(D)	(D)	(D)	BB
<b>87 ex. 8733</b>	<b>Engineering, accounting, research, management, and related services (except noncommercial research organizations)</b> .....	<b>44</b>	<b>16 917</b>	<b>6 662</b>	<b>1 406</b>	<b>229</b>
871	Engineering, architectural, and surveying services .....	18	5 642	1 610	443	87
872	Accounting, auditing, and bookkeeping services .....	15	3 871	1 827	457	72
873 ex. 8733	Research, development, and testing services (except noncommercial research organizations) .....	4	(D)	(D)	(D)	BB
874	Management and public relations services .....	7	(D)	(D)	(D)	BB
<b>89</b>	<b>Services, n.e.c.</b> .....	<b>3</b>	<b>(D)</b>	<b>(D)</b>	<b>(D)</b>	<b>AA</b>
<b>JEFFERSON PARISH</b>						
	<b>Total</b> .....	<b>4 007</b>	<b>2 794 011</b>	<b>1 044 751</b>	<b>234 218</b>	<b>51 469</b>
<b>70 ex. 704</b>	<b>Hotels, rooming houses, camps, and other lodging places (except membership lodging)</b> .....	<b>55</b>	<b>(D)</b>	<b>(D)</b>	<b>(D)</b>	<b>GG</b>
7011	Hotels and motels .....	53	73 256	18 276	4 539	1 837
7011 pt.	Hotels .....	31	61 869	15 848	4 027	1 536
7011 pt.	Hotels, 25 guestrooms or more .....	29	(D)	(D)	(D)	GG
7011 pt.	Hotels, less than 25 guestrooms .....	2	(D)	(D)	(D)	AA
7011 pt.	Motels, motor hotels, and tourist courts .....	22	11 387	2 428	512	301
7011 pt.	Motels, tourist courts .....	17	(D)	(D)	(D)	CC
7011 pt.	Motor hotels .....	5	(D)	(D)	(D)	CC
702, 3	Other lodging places .....	2	(D)	(D)	(D)	AA
702	Rooming and boarding houses .....	1	(D)	(D)	(D)	AA
703	Camps and recreational vehicle parks .....	1	(D)	(D)	(D)	AA
<b>72</b>	<b>Personal services</b> .....	<b>329</b>	<b>70 809</b>	<b>22 017</b>	<b>5 178</b>	<b>2 048</b>
721	Laundry, cleaning, and garment services .....	120	26 163	8 012	1 869	794
7211	Power laundries, family and commercial* .....	6	(D)	(D)	(D)	BB
7213	Linen supply* .....	2	(D)	(D)	(D)	BB
7215	Coin-operated laundries and drycleaning .....	25	2 086	464	130	92
7216	Drycleaning plants, except rug cleaning* .....	61	11 408	3 895	924	446
7217	Carpet and upholstery cleaning .....	9	(D)	(D)	(D)	BB
7218	Industrial launderers* .....	2	(D)	(D)	(D)	CC
7212, 9	Other laundry, cleaning, and garment services* .....	15	(D)	(D)	(D)	BB
7212	Garment pressing, and agents for laundries and drycleaners .....	6	577	131	26	13
7219	Laundry and garment services, n.e.c.* .....	9	(D)	(D)	(D)	BB
722	Photographic studios, portrait .....	19	4 870	996	217	98
723, 4	Beauty and barber shops .....	121	18 530	7 732	1 813	624
723	Beauty shops .....	117	18 191	7 573	1 775	613
724	Barber shops .....	4	339	159	38	11
725	Shoe repair shops and shoeshine parlors .....	11	673	213	48	23
726	Funeral service and crematories .....	9	9 417	1 328	316	88
729	Miscellaneous personal services .....	49	11 156	3 736	915	421
7291	Tax return preparation services .....	7	1 563	813	324	212
7299	Miscellaneous personal services, n.e.c. .....	42	9 593	2 923	591	209
<b>73</b>	<b>Business services</b> .....	<b>742</b>	<b>570 013</b>	<b>235 961</b>	<b>55 602</b>	<b>18 463</b>
731	Advertising .....	44	34 244	10 068	2 471	534
7311	Advertising agencies .....	34	(D)	(D)	(D)	BB
7312	Outdoor advertising services .....	3	214	43	8	3
7313	Radio, television, publishers' advertising representatives .....	2	(D)	(D)	(D)	CC
7319	Advertising, n.e.c. .....	5	(D)	(D)	(D)	EE
732	Consumer credit reporting agencies, mercantile reporting agencies, and adjustment and collection agencies .....	37	42 589	18 898	4 155	792
7322	Adjustment and collection services .....	31	35 295	16 087	3 332	639
7323	Credit reporting services .....	6	7 294	2 811	823	153
733	Mailing, reproduction, commercial art and photography, and stenographic services .....	59	28 463	6 765	1 654	316
7331	Direct mail advertising services .....	2	(D)	(D)	(D)	AA
7334	Photocopying and duplicating services .....	17	22 716	4 959	1 195	228
7335, 6	Commercial photography, art, and graphics .....	18	(D)	(D)	(D)	BB
7335	Commercial photography .....	5	(D)	(D)	(D)	AA
7336	Commercial art and graphic design .....	13	(D)	(D)	(D)	BB
7338	Secretarial and court reporting services .....	22	(D)	(D)	(D)	BB
734	Services to dwellings and other buildings .....	124	37 810	14 658	3 248	1 353
7342	Disinfecting and pest control services .....	52	18 886	8 008	1 587	404
7349	Building cleaning and maintenance services, n.e.c. .....	72	18 924	6 650	1 661	949
735	Miscellaneous equipment rental and leasing .....	83	92 455	28 022	6 685	1 160
7352	Medical equipment rental and leasing .....	11	13 388	3 049	685	146
7353	Heavy construction equipment rental and leasing .....	17	28 020	11 206	2 499	362
7359	Equipment rental and leasing, n.e.c. .....	55	51 047	13 767	3 501	652
736	Personnel supply services .....	98	130 231	91 108	20 676	10 399
7361	Employment agencies .....	30	17 331	10 528	2 344	1 293
7363	Help supply services .....	68	112 900	80 580	18 332	9 106
7363 pt.	Temporary help supply .....	48	99 193	71 027	16 189	8 277
7363 pt.	Help supply, except temporary .....	20	13 707	9 553	2 143	829

**Table 6. Summary Statistics for Firms Subject to Federal Income Tax for Parishes With 350 Establishments or More: 1992 — Con.**

[Includes only establishments with payroll. For meaning of abbreviations and symbols, see introductory text. For explanation of terms and comparability of 1987 and 1992 censuses, see appendix A. For information on geographic areas followed by ▲, see appendix F]

SIC code	Geographic area and kind of business or operation	Establishments (number)	Receipts (\$1,000)	Annual payroll (\$1,000)	First-quarter payroll (\$1,000)	Paid employees for pay period including March 12 (number)
<b>JEFFERSON PARISH—Con.</b>						
<b>73</b>	<b>Business services—Con.</b>					
737	Computer programming, data processing, and other computer related services -----	100	82 244	22 210	5 393	756
7371, 2, 3	Computer programming, prepackaged software, and integrated systems -----	47	28 002	10 461	2 480	375
7371	Computer programming services -----	32	17 611	8 180	2 006	309
7372	Prepackaged software -----	3	(D)	(D)	(D)	AA
7373	Computer integrated systems -----	12	(D)	(D)	(D)	BB
7374, 5, 6	Data processing services -----	15	14 297	3 290	892	145
7374, 5	Computer processing, information retrieval -----	15	14 297	3 290	892	145
7376	Computer facilities management services -----	—	—	—	—	—
7377, 8, 9	Computer rental and leasing, maintenance, and related services, n.e.c. -----	38	39 945	8 459	2 021	236
7377	Computer rental and leasing -----	2	(D)	(D)	(D)	AA
7378	Computer maintenance and repair -----	24	31 890	5 335	1 381	161
7379	Computer related services, n.e.c. -----	12	(D)	(D)	(D)	BB
738	Miscellaneous business services -----	197	121 977	44 232	11 320	3 153
7381, 2	Detective agencies and protective services -----	46	28 861	14 886	3 563	1 193
7381	Detective, guard, and armored car services -----	36	16 854	10 748	2 574	1 016
7382	Security systems services -----	10	12 007	4 138	989	177
7383	News syndicates -----	—	—	—	—	—
7384	Photofinishing laboratories* -----	19	10 673	2 544	511	137
7389	Business services, n.e.c. -----	132	82 443	26 802	7 246	1 823
7389 pt.	Sign painting shops -----	6	1 798	586	125	31
7389 pt.	Interior designing -----	7	1 968	445	107	29
7389 pt.	Telephone answering services -----	10	(D)	(D)	(D)	CC
7389 pt.	Other business services -----	109	(D)	(D)	(D)	GG
<b>75</b>	<b>Automotive repair, services, and parking -----</b>	<b>329</b>	<b>245 791</b>	<b>42 029</b>	<b>10 278</b>	<b>2 569</b>
751	Automotive rental and leasing, without drivers -----	34	149 464	17 032	4 053	968
7513	Truck rental and leasing, without drivers -----	12	65 647	6 559	1 588	304
7514, 5	Passenger car rental and leasing -----	22	83 817	10 473	2 465	664
7514	Passenger car rental -----	21	(D)	(D)	(D)	FF
7515	Passenger car leasing -----	1	(D)	(D)	(D)	AA
7519	Utility trailer and recreational vehicle rental -----	—	—	—	—	—
752	Automobile parking -----	10	5 159	854	201	68
753	Automotive repair shops -----	246	75 883	19 736	4 816	1 050
7532	Top, body, and upholstery repair shops and paint shops -----	60	19 336	5 209	1 318	299
7532 pt.	Top and body repair shops -----	57	(D)	(D)	(D)	EE
7532 pt.	Paint shops -----	3	(D)	(D)	(D)	AA
7538	General automotive repair shops -----	117	31 684	8 129	1 945	419
7538 pt.	General automotive repair shops, except diesel -----	101	23 423	5 534	1 317	304
7538 pt.	Diesel repair shops -----	16	8 261	2 595	628	115
7533, 4, 6, 7, 9	Other automotive repair shops -----	69	24 863	6 398	1 553	332
7533	Automotive exhaust system repair shops -----	16	4 511	1 227	321	72
7534	Tire retreading and repair shops -----	4	(D)	(D)	(D)	AA
7536	Automotive glass replacement shops -----	11	6 200	1 366	322	69
7537	Automotive transmission repair shops -----	11	2 555	821	199	46
7539	Automotive repair shops, n.e.c. -----	27	(D)	(D)	(D)	CC
7539 pt.	Radiator repair -----	6	979	225	52	13
7539 pt.	Brake, front end, and wheel alignment -----	7	2 456	779	195	39
7539 pt.	Automotive electrical and fuel system services -----	6	(D)	(D)	(D)	AA
7539 pt.	Other automotive repair shops, n.e.c. -----	8	(D)	(D)	(D)	BB
754	Automotive services, except repair -----	39	15 285	4 407	1 208	483
7542	Carwashes -----	11	5 953	1 880	405	202
7549	Automotive services, except repair and carwashes -----	28	9 332	2 527	803	281
<b>76</b>	<b>Miscellaneous repair services -----</b>	<b>241</b>	<b>180 591</b>	<b>59 302</b>	<b>15 512</b>	<b>2 351</b>
762	Electrical repair shops -----	97	69 821	24 249	6 571	999
7622	Radio and television repair shops -----	25	13 576	4 861	1 182	248
7623, 9	Other electrical and electronic repair shops -----	72	56 245	19 388	5 389	751
7623	Refrigeration and air-conditioning service and repair shops -----	24	12 164	3 518	832	141
7629	Electrical and electronic repair shops, n.e.c. -----	48	44 081	15 870	4 557	610
763	Watch, clock, and jewelry repair -----	5	(D)	(D)	(D)	AA
764	Reupholstery and furniture repair -----	7	(D)	(D)	(D)	BB
769	Miscellaneous repair and related services -----	132	108 593	34 342	8 767	1 297
7692	Welding repair -----	11	17 091	7 144	1 796	194
7694	Armature rewinding shops -----	5	4 427	1 662	434	72
7699	Repair shops and related services, n.e.c. -----	116	87 075	25 536	6 537	1 031
<b>78, 79, 84</b>	<b>Amusement and recreation services, including motion pictures and museums -----</b>	<b>181</b>	<b>129 866</b>	<b>63 592</b>	<b>11 860</b>	<b>2 758</b>
781, 2	Motion picture production, distribution, and services -----	14	4 010	1 319	285	66
783	Motion picture theaters -----	17	18 174	2 539	573	292
7832	Motion picture theaters, except drive-in -----	17	18 174	2 539	573	292
7833	Drive-in motion picture theaters -----	—	—	—	—	—
784	Video tape rental -----	24	10 748	2 119	498	274
792	Theatrical producers (except motion picture), bands, orchestras, and entertainers -----	18	3 548	752	196	121
7922	Theatrical producers (except motion picture) and miscellaneous theatrical services -----	6	(D)	(D)	(D)	AA
7929	Bands, orchestras, actors, and other entertainers and entertainment groups -----	12	(D)	(D)	(D)	CC
793	Bowling centers -----	9	6 343	1 576	384	192

**Table 6. Summary Statistics for Firms Subject to Federal Income Tax for Parishes With 350 Establishments or More: 1992 — Con.**

[Includes only establishments with payroll. For meaning of abbreviations and symbols, see introductory text. For explanation of terms and comparability of 1987 and 1992 censuses, see appendix A. For information on geographic areas followed by ▲, see appendix F]

SIC code	Geographic area and kind of business or operation	Establishments (number)	Receipts (\$1,000)	Annual payroll (\$1,000)	First-quarter payroll (\$1,000)	Paid employees for pay period including March 12 (number)
<b>JEFFERSON PARISH—Con.</b>						
<b>78, 79, 84</b>	<b>Amusement and recreation services, including motion pictures and museums—Con.</b>					
79 ex. 792, 3, 84	Commercial sports and other amusement and recreation services, including museums .....	99	87 043	55 287	9 924	1 813
794	Commercial sports .....	13	46 454	45 136	8 036	973
7941	Professional sports clubs, managers, promoters .....	3	(D)	(D)	(D)	EE
7948	Racing, including track operation .....	10	(D)	(D)	(D)	FF
79 ex. 792, 3, 4, 84	Other amusement and recreation services, including museums .....	86	40 589	10 151	1 888	840
791	Dance studios, schools, and halls .....	9	1 140	263	65	26
7991	Physical fitness facilities .....	11	8 074	2 639	654	306
7992	Public golf courses .....	1	(D)	(D)	(D)	AA
7993	Coin-operated amusement devices .....	21	17 995	3 654	466	139
7996	Amusement parks .....	1	(D)	(D)	(D)	BB
7997	Membership sports and recreation clubs .....	11	5 170	1 623	306	135
7999, 84	Amusement and recreation services, including museums, n.e.c. .....	32	(D)	(D)	(D)	CC
7999 pt.	Concession operators of amusement devices and rides .....	2	(D)	(D)	(D)	AA
7999 pt.	Carnivals, circuses, and fairs .....	1	(D)	(D)	(D)	AA
7999 pt., 84	Other recreation and amusements, including museums .....	29	(D)	(D)	(D)	CC
<b>80</b>	<b>Health services .....</b>	<b>1 010</b>	<b>1 004 794</b>	<b>386 514</b>	<b>83 463</b>	<b>13 343</b>
801	Offices and clinics of doctors of medicine .....	486	518 926	225 685	46 675	5 207
8011 pt.	Offices of doctors of medicine .....	471	503 607	220 413	45 501	4 945
8011 pt.	General medical clinics .....	15	15 319	5 272	1 174	262
802	Offices and clinics of dentists .....	241	59 297	19 964	4 491	1 033
803	Offices and clinics of doctors of osteopathy .....	—	—	—	—	—
804	Offices and clinics of other health practitioners .....	125	32 450	11 557	2 470	555
8041	Offices and clinics of chiropractors .....	44	9 661	3 094	767	157
8042	Offices and clinics of optometrists .....	24	6 781	2 235	393	97
8043	Offices and clinics of podiatrists .....	12	3 560	1 042	233	32
8049	Offices and clinics of health practitioners, n.e.c. .....	45	12 448	5 186	1 077	269
805	Nursing and personal care facilities .....	21	54 145	19 746	4 563	1 812
8051	Skilled nursing care facilities .....	9	(D)	(D)	(D)	FF
8052	Intermediate care facilities .....	9	27 533	9 722	2 308	872
8059	Nursing and personal care facilities, n.e.c. .....	3	(D)	(D)	(D)	BB
806	Hospitals .....	8	220 612	63 232	15 113	2 564
8062	General medical and surgical hospitals .....	5	(D)	(D)	(D)	GG
8063, 9	Specialty hospitals .....	3	(D)	(D)	(D)	CC
807, 8, 9	Other health services .....	129	119 364	46 330	10 151	2 172
807	Medical and dental laboratories .....	46	47 696	14 070	3 387	635
8071	Medical laboratories .....	30	44 238	12 480	3 019	548
8072	Dental laboratories .....	16	3 458	1 590	368	87
808	Home health care services .....	46	47 467	23 425	4 858	1 241
809	Miscellaneous health and allied services, n.e.c. .....	37	24 201	8 835	1 906	296
8092	Kidney dialysis centers .....	4	(D)	(D)	(D)	BB
8093	Specialty outpatient facilities, n.e.c. .....	15	8 150	2 796	621	98
8099	Health and allied services, n.e.c. .....	18	(D)	(D)	(D)	CC
<b>81</b>	<b>Legal services .....</b>	<b>370</b>	<b>153 519</b>	<b>55 506</b>	<b>10 265</b>	<b>1 533</b>
<b>823, 4, 9</b>	<b>Selected educational services .....</b>	<b>31</b>	<b>8 730</b>	<b>2 890</b>	<b>665</b>	<b>266</b>
823	Libraries .....	1	(D)	(D)	(D)	AA
824	Vocational schools .....	17	(D)	(D)	(D)	CC
829	Schools and educational services, n.e.c. .....	13	(D)	(D)	(D)	CC
<b>83</b>	<b>Social services .....</b>	<b>154</b>	<b>27 687</b>	<b>11 919</b>	<b>2 901</b>	<b>1 138</b>
835	Child day care services .....	102	12 613	5 679	1 376	772
832, 3, 6, 9	Other social services .....	52	15 074	6 240	1 525	366
<b>87 ex. 8733</b>	<b>Engineering, accounting, research, management, and related services (except noncommercial research organizations) .....</b>	<b>532</b>	<b>319 034</b>	<b>143 659</b>	<b>33 356</b>	<b>5 066</b>
871	Engineering, architectural, and surveying services .....	177	170 081	81 732	19 922	2 300
8711	Engineering services .....	131	137 420	66 213	15 899	1 802
8712	Architectural services .....	28	14 718	6 377	1 703	182
8713	Surveying services .....	18	17 943	9 142	2 320	316
872	Accounting, auditing, and bookkeeping services .....	204	54 823	22 188	4 736	864
873 ex. 8733	Research, development, and testing services (except noncommercial research organizations) .....	33	38 527	15 821	3 790	875
8731	Commercial physical and biological research .....	3	(D)	(D)	(D)	AA
8732	Commercial economic, sociological, and educational research .....	5	(D)	(D)	(D)	CC
8734	Testing laboratories .....	25	35 389	14 364	3 493	653
874	Management and public relations services .....	118	55 603	23 918	4 908	1 027
8741	Management services .....	35	27 526	12 774	2 874	635
8742	Management consulting services .....	51	12 694	5 402	866	155
8743	Public relations services .....	5	(D)	(D)	(D)	CC
8744	Facilities support management services .....	4	(D)	(D)	(D)	BB
8748	Business consulting services, n.e.c. .....	23	10 548	3 638	711	116
<b>89</b>	<b>Services, n.e.c. ....</b>	<b>33</b>	<b>(D)</b>	<b>(D)</b>	<b>(D)</b>	<b>BB</b>

**Table 6. Summary Statistics for Firms Subject to Federal Income Tax for Parishes With 350 Establishments or More: 1992 — Con.**

[Includes only establishments with payroll. For meaning of abbreviations and symbols, see introductory text. For explanation of terms and comparability of 1987 and 1992 censuses, see appendix A. For information on geographic areas followed by ▲, see appendix F]

SIC code	Geographic area and kind of business or operation	Establishments (number)	Receipts (\$1,000)	Annual payroll (\$1,000)	First-quarter payroll (\$1,000)	Paid employees for pay period including March 12 (number)
<b>LAFAYETTE PARISH</b>						
	<b>Total</b> .....	<b>1 915</b>	<b>1 125 739</b>	<b>435 496</b>	<b>94 335</b>	<b>18 665</b>
<b>70 ex. 704</b>	<b>Hotels, rooming houses, camps, and other lodging places (except membership lodging)</b> .....	<b>26</b>	<b>(D)</b>	<b>(D)</b>	<b>(D)</b>	<b>FF</b>
7011	Hotels and motels .....	21	28 908	7 041	1 438	755
7011 pt.	Hotels .....	9	20 747	5 323	1 143	608
7011 pt.	Motels, motor hotels, and tourist courts .....	12	8 161	1 718	295	147
702, 3	Other lodging places .....	5	(D)	(D)	(D)	AA
<b>72</b>	<b>Personal services</b> .....	<b>141</b>	<b>31 917</b>	<b>9 937</b>	<b>2 303</b>	<b>888</b>
721	Laundry, cleaning, and garment services .....	41	12 200	3 419	785	283
7211	Power laundries, family and commercial* .....	3	(D)	(D)	(D)	BB
7213	Linen supply* .....	1	(D)	(D)	(D)	AA
7215	Coin-operated laundries and drycleaning .....	5	1 145	426	79	35
7216	Drycleaning plants, except rug cleaning* .....	22	3 186	1 166	273	121
7217	Carpet and upholstery cleaning .....	5	(D)	(D)	(D)	AA
7218	Industrial launderers* .....	1	(D)	(D)	(D)	BB
7212, 9	Other laundry, cleaning, and garment services* .....	4	(D)	(D)	(D)	BB
722	Photographic studios, portrait .....	9	(D)	(D)	(D)	BB
723, 4	Beauty and barber shops .....	66	8 890	3 487	829	346
723	Beauty shops .....	59	7 740	3 261	774	320
724	Barber shops .....	7	1 150	226	55	26
725	Shoe repair shops and shoeshine parlors .....	3	338	103	23	10
726	Funeral service and crematories .....	7	4 100	1 329	251	68
729	Miscellaneous personal services .....	15	(D)	(D)	(D)	CC
<b>73</b>	<b>Business services</b> .....	<b>345</b>	<b>297 839</b>	<b>105 030</b>	<b>22 471</b>	<b>5 533</b>
731	Advertising .....	15	9 076	3 113	701	125
732	Consumer credit reporting agencies, mercantile reporting agencies, and adjustment and collection agencies .....	7	(D)	(D)	(D)	BB
733	Mailing, reproduction, commercial art and photography, and stenographic services .....	29	(D)	(D)	(D)	CC
734	Services to dwellings and other buildings .....	51	11 615	3 746	848	388
735	Miscellaneous equipment rental and leasing .....	100	177 710	53 632	12 563	1 815
736	Personnel supply services .....	35	34 230	23 413	3 904	2 029
737	Computer programming, data processing, and other computer related services .....	27	10 999	4 909	965	149
7371, 2, 3	Computer programming, prepackaged software, and integrated systems .....	15	(D)	(D)	(D)	BB
7374, 5, 6	Data processing services .....	8	5 400	2 680	499	72
7377, 8, 9	Computer rental and leasing, maintenance, and related services, n.e.c. ....	4	(D)	(D)	(D)	AA
738	Miscellaneous business services .....	81	(D)	(D)	(D)	FF
<b>75</b>	<b>Automotive repair, services, and parking</b> .....	<b>134</b>	<b>46 460</b>	<b>10 883</b>	<b>2 513</b>	<b>800</b>
751	Automotive rental and leasing, without drivers .....	9	(D)	(D)	(D)	CC
752	Automobile parking .....	1	(D)	(D)	(D)	AA
753	Automotive repair shops .....	108	33 788	8 318	1 895	573
7532	Top, body, and upholstery repair shops and paint shops .....	21	12 356	2 767	585	219
7538	General automotive repair shops .....	58	11 061	2 938	706	204
7533, 4, 6, 7, 9	Other automotive repair shops .....	29	10 371	2 613	604	150
754	Automotive services, except repair .....	16	(D)	(D)	(D)	CC
<b>76</b>	<b>Miscellaneous repair services</b> .....	<b>97</b>	<b>53 126</b>	<b>22 550</b>	<b>5 123</b>	<b>882</b>
762	Electrical repair shops .....	30	14 908	7 378	1 797	325
7622	Radio and television repair shops .....	8	(D)	(D)	(D)	AA
7623, 9	Other electrical and electronic repair shops .....	22	(D)	(D)	(D)	EE
763	Watch, clock, and jewelry repair .....	1	(D)	(D)	(D)	AA
764	Reupholstery and furniture repair .....	5	(D)	(D)	(D)	AA
769	Miscellaneous repair and related services .....	61	37 350	14 993	3 288	543
<b>78, 79, 84</b>	<b>Amusement and recreation services, including motion pictures and museums</b> .....	<b>84</b>	<b>37 756</b>	<b>8 215</b>	<b>1 828</b>	<b>802</b>
781, 2	Motion picture production, distribution, and services .....	4	(D)	(D)	(D)	AA
783	Motion picture theaters .....	4	(D)	(D)	(D)	BB
784	Video tape rental .....	11	(D)	(D)	(D)	BB
792	Theatrical producers (except motion picture), bands, orchestras, and entertainers .....	3	(D)	(D)	(D)	AA
793	Bowling centers .....	2	(D)	(D)	(D)	BB
79 ex. 792, 3, 84	Commercial sports and other amusement and recreation services, including museums .....	60	27 533	6 010	1 279	533
<b>80</b>	<b>Health services</b> .....	<b>430</b>	<b>323 181</b>	<b>135 446</b>	<b>28 969</b>	<b>4 565</b>
801	Offices and clinics of doctors of medicine .....	210	152 888	78 753	15 591	1 269
802	Offices and clinics of dentists .....	95	26 325	10 101	2 169	500
803	Offices and clinics of doctors of osteopathy .....	—	—	—	—	—
804	Offices and clinics of other health practitioners .....	59	14 755	5 481	1 223	222
805	Nursing and personal care facilities .....	11	23 863	9 643	2 853	1 090
806	Hospitals .....	4	(D)	(D)	(D)	FF
807, 8, 9	Other health services .....	51	(D)	(D)	(D)	FF
<b>81</b>	<b>Legal services</b> .....	<b>261</b>	<b>134 766</b>	<b>61 567</b>	<b>12 723</b>	<b>1 450</b>
<b>823, 4, 9</b>	<b>Selected educational services</b> .....	<b>14</b>	<b>(D)</b>	<b>(D)</b>	<b>(D)</b>	<b>CC</b>

**Table 6. Summary Statistics for Firms Subject to Federal Income Tax for Parishes With 350 Establishments or More: 1992 — Con.**

[Includes only establishments with payroll. For meaning of abbreviations and symbols, see introductory text. For explanation of terms and comparability of 1987 and 1992 censuses, see appendix A. For information on geographic areas followed by ▲, see appendix F]

SIC code	Geographic area and kind of business or operation	Establishments (number)	Receipts (\$1,000)	Annual payroll (\$1,000)	First-quarter payroll (\$1,000)	Paid employees for pay period including March 12 (number)
<b>LAFAYETTE PARISH—Con.</b>						
<b>83</b>	<b>Social services</b> .....	<b>83</b>	<b>12 943</b>	<b>4 133</b>	<b>958</b>	<b>482</b>
835	Child day care services .....	60	6 778	2 549	583	356
832, 3, 6, 9	Other social services .....	23	6 165	1 584	375	126
<b>87 ex. 8733</b>	<b>Engineering, accounting, research, management, and related services (except noncommercial research organizations)</b> .....	<b>257</b>	<b>143 565</b>	<b>65 674</b>	<b>14 849</b>	<b>2 220</b>
871	Engineering, architectural, and surveying services .....	86	75 800	35 719	8 086	1 009
872	Accounting, auditing, and bookkeeping services .....	94	27 335	13 641	3 115	563
873 ex. 8733	Research, development, and testing services (except noncommercial research organizations) .....	25	21 928	8 339	1 926	291
874	Management and public relations services .....	52	18 502	7 975	1 722	357
<b>89</b>	<b>Services, n.e.c.</b> .....	<b>43</b>	<b>(D)</b>	<b>(D)</b>	<b>(D)</b>	<b>CC</b>
<b>LAFOURCHE PARISH</b>						
	<b>Total</b> .....	<b>427</b>	<b>185 946</b>	<b>79 917</b>	<b>18 289</b>	<b>4 351</b>
<b>70 ex. 704</b>	<b>Hotels, rooming houses, camps, and other lodging places (except membership lodging)</b> .....	<b>11</b>	<b>(D)</b>	<b>(D)</b>	<b>(D)</b>	<b>CC</b>
7011	Hotels and motels .....	10	4 526	1 159	267	140
7011 pt.	Hotels .....	3	(D)	(D)	(D)	BB
7011 pt.	Motels, motor hotels, and tourist courts .....	7	(D)	(D)	(D)	BB
702, 3	Other lodging places .....	1	(D)	(D)	(D)	AA
<b>72</b>	<b>Personal services</b> .....	<b>36</b>	<b>8 890</b>	<b>2 792</b>	<b>632</b>	<b>186</b>
721	Laundry, cleaning, and garment services .....	7	5 178	1 540	371	112
7211	Power laundries, family and commercial* .....	1	(D)	(D)	(D)	AA
7213	Linen supply* .....	1	(D)	(D)	(D)	AA
7215	Coin-operated laundries and drycleaning .....	2	(D)	(D)	(D)	AA
7216	Drycleaning plants, except rug cleaning* .....	2	(D)	(D)	(D)	AA
7217	Carpet and upholstery cleaning .....	—	—	—	—	—
7218	Industrial laundriers* .....	1	(D)	(D)	(D)	BB
7212, 9	Other laundry, cleaning, and garment services* .....	—	—	—	—	—
722	Photographic studios, portrait .....	3	(D)	(D)	(D)	AA
723, 4	Beauty and barber shops .....	14	564	128	22	18
723	Beauty shops .....	12	(D)	(D)	(D)	AA
724	Barber shops .....	2	(D)	(D)	(D)	AA
725	Shoe repair shops and shoeshine parlors .....	—	—	—	—	—
726	Funeral service and crematories .....	7	2 539	1 031	198	37
729	Miscellaneous personal services .....	5	(D)	(D)	(D)	AA
<b>73</b>	<b>Business services</b> .....	<b>49</b>	<b>71 054</b>	<b>38 241</b>	<b>9 122</b>	<b>2 087</b>
731	Advertising .....	1	(D)	(D)	(D)	AA
732	Consumer credit reporting agencies, mercantile reporting agencies, and adjustment and collection agencies .....	1	(D)	(D)	(D)	AA
733	Mailing, reproduction, commercial art and photography, and stenographic services .....	4	(D)	(D)	(D)	BB
734	Services to dwellings and other buildings .....	6	532	189	44	30
735	Miscellaneous equipment rental and leasing .....	10	2 499	648	140	35
736	Personnel supply services .....	11	52 766	34 378	8 134	1 799
737	Computer programming, data processing, and other computer related services .....	4	(D)	(D)	(D)	BB
7371, 2, 3	Computer programming, prepackaged software, and integrated systems .....	3	(D)	(D)	(D)	BB
7374, 5, 6	Data processing services .....	1	(D)	(D)	(D)	AA
7377, 8, 9	Computer rental and leasing, maintenance, and related services, n.e.c. ....	—	—	—	—	—
738	Miscellaneous business services .....	12	(D)	(D)	(D)	CC
<b>75</b>	<b>Automotive repair, services, and parking</b> .....	<b>32</b>	<b>6 128</b>	<b>1 308</b>	<b>317</b>	<b>97</b>
751	Automotive rental and leasing, without drivers .....	2	(D)	(D)	(D)	AA
752	Automobile parking .....	—	—	—	—	—
753	Automotive repair shops .....	28	5 629	1 252	305	92
7532	Top, body, and upholstery repair shops and paint shops .....	8	2 891	649	162	46
7538	General automotive repair shops .....	16	2 213	506	123	39
7533, 4, 6, 7, 9	Other automotive repair shops .....	4	525	97	20	7
754	Automotive services, except repair .....	2	(D)	(D)	(D)	AA
<b>76</b>	<b>Miscellaneous repair services</b> .....	<b>25</b>	<b>10 629</b>	<b>2 947</b>	<b>769</b>	<b>156</b>
762	Electrical repair shops .....	8	(D)	(D)	(D)	BB
7622	Radio and television repair shops .....	1	(D)	(D)	(D)	AA
7623, 9	Other electrical and electronic repair shops .....	7	(D)	(D)	(D)	BB
763	Watch, clock, and jewelry repair .....	—	—	—	—	—
764	Reupholstery and furniture repair .....	2	(D)	(D)	(D)	AA
769	Miscellaneous repair and related services .....	15	(D)	(D)	(D)	BB

**Table 6. Summary Statistics for Firms Subject to Federal Income Tax for Parishes With 350 Establishments or More: 1992 — Con.**

[Includes only establishments with payroll. For meaning of abbreviations and symbols, see introductory text. For explanation of terms and comparability of 1987 and 1992 censuses, see appendix A. For information on geographic areas followed by ▲, see appendix F]

SIC code	Geographic area and kind of business or operation	Establishments (number)	Receipts (\$1,000)	Annual payroll (\$1,000)	First-quarter payroll (\$1,000)	Paid employees for pay period including March 12 (number)
<b>LAFOURCHE PARISH—Con.</b>						
<b>78, 79, 84</b>	<b>Amusement and recreation services, including motion pictures and museums</b> .....	<b>36</b>	<b>6 896</b>	<b>1 820</b>	<b>418</b>	<b>214</b>
781, 2	Motion picture production, distribution, and services .....	1	(D)	(D)	(D)	AA
783	Motion picture theaters .....	2	(D)	(D)	(D)	BB
784	Video tape rental .....	14	1 923	400	105	60
792	Theatrical producers (except motion picture), bands, orchestras, and entertainers .....	—	—	—	—	—
793	Bowling centers .....	3	(D)	(D)	(D)	BB
79 ex. 792, 3; 84	Commercial sports and other amusement and recreation services, including museums .....	16	4 057	1 198	267	111
<b>80</b>	<b>Health services</b> .....	<b>129</b>	<b>56 220</b>	<b>23 266</b>	<b>5 029</b>	<b>1 003</b>
801	Offices and clinics of doctors of medicine .....	56	30 686	13 628	2 654	336
802	Offices and clinics of dentists .....	36	7 839	2 280	485	132
803	Offices and clinics of doctors of osteopathy .....	—	—	—	—	—
804	Offices and clinics of other health practitioners .....	20	4 198	1 377	460	80
805	Nursing and personal care facilities .....	4	8 715	3 373	912	352
806	Hospitals .....	—	—	—	—	—
807, 8, 9	Other health services .....	13	4 782	2 608	518	103
<b>81</b>	<b>Legal services</b> .....	<b>42</b>	<b>9 455</b>	<b>3 574</b>	<b>600</b>	<b>122</b>
<b>823, 4, 9</b>	<b>Selected educational services</b> .....	<b>2</b>	<b>(D)</b>	<b>(D)</b>	<b>(D)</b>	<b>AA</b>
<b>83</b>	<b>Social services</b> .....	<b>11</b>	<b>1 091</b>	<b>428</b>	<b>109</b>	<b>63</b>
835	Child day care services .....	10	(D)	(D)	(D)	BB
832, 3, 6, 9	Other social services .....	1	(D)	(D)	(D)	AA
<b>87 ex. 8733</b>	<b>Engineering, accounting, research, management, and related services (except noncommercial research organizations)</b> .....	<b>49</b>	<b>9 351</b>	<b>3 807</b>	<b>876</b>	<b>256</b>
871	Engineering, architectural, and surveying services .....	17	4 142	1 676	375	71
872	Accounting, auditing, and bookkeeping services .....	24	(D)	(D)	(D)	CC
873 ex. 8733	Research, development, and testing services (except noncommercial research organizations) .....	1	(D)	(D)	(D)	AA
874	Management and public relations services .....	7	855	256	40	41
<b>89</b>	<b>Services, n.e.c.</b> .....	<b>5</b>	<b>(D)</b>	<b>(D)</b>	<b>(D)</b>	<b>AA</b>
<b>ORLEANS PARISH</b>						
	<b>Total</b> .....	<b>3 929</b>	<b>3 112 877</b>	<b>1 143 051</b>	<b>262 659</b>	<b>54 018</b>
<b>70 ex. 704</b>	<b>Hotels, rooming houses, camps, and other lodging places (except membership lodging)</b> .....	<b>96</b>	<b>531 142</b>	<b>142 851</b>	<b>37 828</b>	<b>10 687</b>
7011	Hotels and motels .....	87	530 150	142 660	37 781	10 661
7011 pt.	Hotels .....	66	515 840	139 420	37 052	10 351
7011 pt.	Hotels, 25 guestrooms or more .....	54	(D)	(D)	(D)	JJ
7011 pt.	Hotels, less than 25 guestrooms .....	12	(D)	(D)	(D)	CC
7011 pt.	Motels, motor hotels, and tourist courts .....	21	14 310	3 240	729	310
7011 pt.	Motels, tourist courts .....	17	8 703	2 182	488	219
7011 pt.	Motor hotels .....	4	5 607	1 058	241	91
702, 3	Other lodging places .....	9	992	191	47	26
702	Rooming and boarding houses .....	7	(D)	(D)	(D)	BB
703	Camps and recreational vehicle parks .....	2	(D)	(D)	(D)	AA
<b>72</b>	<b>Personal services</b> .....	<b>313</b>	<b>100 500</b>	<b>32 332</b>	<b>8 223</b>	<b>2 824</b>
721	Laundry, cleaning, and garment services .....	114	52 454	16 947	4 207	1 413
7211	Power laundries, family and commercial* .....	5	(D)	(D)	(D)	CC
7213	Linen supply* .....	3	13 002	4 905	1 189	445
7215	Coin-operated laundries and drycleaning .....	13	(D)	(D)	(D)	BB
7216	Drycleaning plants, except rug cleaning* .....	65	13 258	5 049	1 221	524
7217	Carpet and upholstery cleaning .....	11	2 621	1 059	306	58
7218	Industrial laundries* .....	3	6 793	2 754	681	126
7212, 9	Other laundry, cleaning, and garment services* .....	14	1 284	350	77	37
7212	Garment pressing, and agents for laundries and drycleaners .....	5	577	151	32	17
7219	Laundry and garment services, n.e.c.* .....	9	707	199	45	20
722	Photographic studios, portrait .....	19	8 930	1 823	409	140
723, 4	Beauty and barber shops .....	112	14 728	6 500	1 647	526
723	Beauty shops .....	107	(D)	(D)	(D)	FF
724	Barber shops .....	5	(D)	(D)	(D)	AA
725	Shoe repair shops and shoeshine parlors .....	12	(D)	(D)	(D)	BB
726	Funeral service and crematories .....	28	17 134	4 640	1 235	314
729	Miscellaneous personal services .....	28	(D)	(D)	(D)	EE
7291	Tax return preparation services .....	6	3 114	1 185	469	330
7299	Miscellaneous personal services, n.e.c. .....	22	(D)	(D)	(D)	BB



**Table 6. Summary Statistics for Firms Subject to Federal Income Tax for Parishes With 350 Establishments or More: 1992 — Con.**

[Includes only establishments with payroll. For meaning of abbreviations and symbols, see introductory text. For explanation of terms and comparability of 1987 and 1992 censuses, see appendix A. For information on geographic areas followed by ▲, see appendix F]

SIC code	Geographic area and kind of business or operation	Establishments (number)	Receipts (\$1,000)	Annual payroll (\$1,000)	First-quarter payroll (\$1,000)	Paid employees for pay period including March 12 (number)
<b>ORLEANS PARISH—Con.</b>						
<b>73</b>	<b>Business services</b> -----	<b>553</b>	<b>397 326</b>	<b>158 392</b>	<b>39 511</b>	<b>14 418</b>
731	Advertising -----	49	37 810	10 593	2 386	322
7311	Advertising agencies -----	37	23 401	7 528	1 674	221
7312	Outdoor advertising services -----	5	(D)	(D)	(D)	BB
7313	Radio, television, publishers' advertising representatives -----	4	(D)	(D)	(D)	BB
7319	Advertising, n.e.c. -----	3	247	84	34	16
732	Consumer credit reporting agencies, mercantile reporting agencies, and adjustment and collection agencies -----	16	8 763	2 459	818	235
7322	Adjustment and collection services -----	14	(D)	(D)	(D)	CC
7323	Credit reporting services -----	2	(D)	(D)	(D)	AA
733	Mailing, reproduction, commercial art and photography, and stenographic services -----	76	33 679	8 671	2 064	507
7331	Direct mail advertising services -----	1	(D)	(D)	(D)	BB
7334	Photocopying and duplicating services -----	19	12 217	3 508	850	228
7335, 6	Commercial photography, art, and graphics -----	28	(D)	(D)	(D)	CC
7335	Commercial photography -----	8	(D)	(D)	(D)	BB
7336	Commercial art and graphic design -----	20	6 137	1 956	399	86
7338	Secretarial and court reporting services -----	28	13 489	2 630	662	122
734	Services to dwellings and other buildings -----	81	40 557	21 832	5 516	2 826
7342	Disinfecting and pest control services -----	18	5 805	2 018	443	106
7349	Building cleaning and maintenance services, n.e.c. -----	63	34 752	19 814	5 073	2 720
735	Miscellaneous equipment rental and leasing -----	41	45 071	7 633	1 941	418
7352	Medical equipment rental and leasing -----	1	(D)	(D)	(D)	AA
7353	Heavy construction equipment rental and leasing -----	2	(D)	(D)	(D)	BB
7359	Equipment rental and leasing, n.e.c. -----	38	(D)	(D)	(D)	EE
736	Personnel supply services -----	60	67 190	40 949	9 722	4 943
7361	Employment agencies -----	19	6 207	2 731	536	137
7363	Help supply services -----	41	60 983	38 218	9 186	4 806
7363 pt.	Temporary help supply -----	36	(D)	(D)	(D)	HH
7363 pt.	Help supply, except temporary -----	5	(D)	(D)	(D)	BB
737	Computer programming, data processing, and other computer related services -----	71	34 498	12 129	2 791	491
7371, 2, 3	Computer programming, prepackaged software, and integrated systems -----	34	15 814	6 479	1 408	211
7371	Computer programming services -----	25	(D)	(D)	(D)	CC
7372	Prepackaged software -----	3	(D)	(D)	(D)	BB
7373	Computer integrated systems -----	6	7 551	2 157	493	74
7374, 5, 6	Data processing services -----	19	(D)	(D)	(D)	CC
7374, 5	Computer processing, information retrieval -----	18	(D)	(D)	(D)	CC
7376	Computer facilities management services -----	1	(D)	(D)	(D)	AA
7377, 8, 9	Computer rental and leasing, maintenance, and related services, n.e.c. -----	18	(D)	(D)	(D)	BB
7377	Computer rental and leasing -----	3	(D)	(D)	(D)	AA
7378	Computer maintenance and repair -----	4	(D)	(D)	(D)	AA
7379	Computer related services, n.e.c. -----	11	(D)	(D)	(D)	BB
738	Miscellaneous business services -----	159	129 758	54 126	14 273	4 676
7381, 2	Detective agencies and protective services -----	40	63 849	38 288	10 406	3 311
7381	Detective, guard, and armored car services -----	35	54 939	35 439	9 695	3 198
7382	Security systems services -----	5	8 910	2 849	711	113
7383	News syndicates -----	2	(D)	(D)	(D)	BB
7384	Photofinishing laboratories* -----	16	7 304	1 661	400	123
7389	Business services, n.e.c. -----	101	(D)	(D)	(D)	GG
7389 pt.	Sign painting shops -----	5	(D)	(D)	(D)	AA
7389 pt.	Interior designing -----	10	2 762	658	175	37
7389 pt.	Telephone answering services -----	-	-	-	-	-
7389 pt.	Other business services -----	86	(D)	(D)	(D)	GG
<b>75</b>	<b>Automotive repair, services, and parking</b> -----	<b>315</b>	<b>102 088</b>	<b>22 526</b>	<b>5 541</b>	<b>1 730</b>
751	Automotive rental and leasing, without drivers -----	14	(D)	(D)	(D)	CC
7513	Truck rental and leasing, without drivers -----	7	(D)	(D)	(D)	BB
7514, 5	Passenger car rental and leasing -----	7	(D)	(D)	(D)	BB
7514	Passenger car rental -----	6	(D)	(D)	(D)	BB
7515	Passenger car leasing -----	1	(D)	(D)	(D)	AA
7519	Utility trailer and recreational vehicle rental -----	-	-	-	-	-
752	Automobile parking -----	130	44 898	7 490	1 861	795
753	Automotive repair shops -----	146	38 888	10 986	2 734	665
7532	Top, body, and upholstery repair shops and paint shops -----	27	10 221	2 608	619	156
7532 pt.	Top and body repair shops -----	24	9 126	2 288	540	135
7532 pt.	Paint shops -----	3	1 095	320	79	21
7538	General automotive repair shops -----	67	13 946	3 944	1 033	246
7538 pt.	General automotive repair shops, except diesel -----	63	13 252	3 652	950	227
7538 pt.	Diesel repair shops -----	4	694	292	83	19
7533, 4, 6, 7, 9	Other automotive repair shops -----	52	14 721	4 434	1 082	263
7533	Automotive exhaust system repair shops -----	7	1 778	527	111	29
7534	Tire retreading and repair shops -----	4	(D)	(D)	(D)	AA
7536	Automotive glass replacement shops -----	10	3 687	715	179	35
7537	Automotive transmission repair shops -----	8	2 259	600	149	34
7539	Automotive repair shops, n.e.c. -----	23	(D)	(D)	(D)	CC
7539 pt.	Radiator repair -----	4	(D)	(D)	(D)	BB
7539 pt.	Brake, front end, and wheel alignment -----	7	(D)	(D)	(D)	BB
7539 pt.	Automotive electrical and fuel system services -----	8	3 049	1 524	375	92
7539 pt.	Other automotive repair shops, n.e.c. -----	4	(D)	(D)	(D)	AA
754	Automotive services, except repair -----	25	(D)	(D)	(D)	CC
7542	Carwashes -----	10	(D)	(D)	(D)	BB
7549	Automotive services, except repair and carwashes -----	15	4 898	1 424	312	89

**Table 6. Summary Statistics for Firms Subject to Federal Income Tax for Parishes With 350 Establishments or More: 1992 — Con.**

[Includes only establishments with payroll. For meaning of abbreviations and symbols, see introductory text. For explanation of terms and comparability of 1987 and 1992 censuses, see appendix A. For information on geographic areas followed by ▲, see appendix F]

SIC code	Geographic area and kind of business or operation	Establishments (number)	Receipts (\$1,000)	Annual payroll (\$1,000)	First-quarter payroll (\$1,000)	Paid employees for pay period including March 12 (number)
<b>ORLEANS PARISH—Con.</b>						
<b>76</b>	<b>Miscellaneous repair services</b> .....	<b>99</b>	<b>43 217</b>	<b>14 032</b>	<b>3 254</b>	<b>666</b>
762	Electrical repair shops .....	30	9 430	2 699	608	123
7622	Radio and television repair shops .....	7	1 533	249	50	11
7623, 9	Other electrical and electronic repair shops .....	23	7 897	2 450	558	112
7623	Refrigeration and air-conditioning service and repair shops .....	10	4 774	1 380	310	62
7629	Electrical and electronic repair shops, n.e.c. ....	13	3 123	1 070	248	50
763	Watch, clock, and jewelry repair .....	2	(D)	(D)	(D)	AA
764	Reupholstery and furniture repair .....	14	2 712	1 521	328	87
769	Miscellaneous repair and related services .....	53	(D)	(D)	(D)	EE
7692	Welding repair .....	—	—	—	—	—
7694	Armature rewinding shops .....	5	8 206	2 544	620	91
7699	Repair shops and related services, n.e.c. ....	48	(D)	(D)	(D)	EE
<b>78, 79, 84</b>	<b>Amusement and recreation services, including motion pictures and museums</b> .....	<b>146</b>	<b>92 658</b>	<b>20 007</b>	<b>4 737</b>	<b>1 825</b>
781, 2	Motion picture production, distribution, and services .....	12	(D)	(D)	(D)	BB
783	Motion picture theaters .....	10	8 015	1 229	281	152
7832	Motion picture theaters, except drive-in .....	10	8 015	1 229	281	152
7833	Drive-in motion picture theaters .....	—	—	—	—	—
784	Video tape rental .....	16	7 094	1 087	249	139
792	Theatrical producers (except motion picture), bands, orchestras, and entertainers .....	27	25 933	4 969	803	344
7922	Theatrical producers (except motion picture) and miscellaneous theatrical services .....	9	(D)	(D)	(D)	CC
7929	Bands, orchestras, actors, and other entertainers and entertainment groups .....	18	(D)	(D)	(D)	CC
793	Bowling centers .....	2	(D)	(D)	(D)	BB
79 ex. 792, 3, 84	Commercial sports and other amusement and recreation services, including museums .....	79	45 375	11 340	3 080	1 100
794	Commercial sports .....	6	(D)	(D)	(D)	FF
7941	Professional sports clubs, managers, promoters .....	3	(D)	(D)	(D)	BB
7948	Racing, including track operation .....	3	(D)	(D)	(D)	FF
79 ex. 792, 3, 4; 84	Other amusement and recreation services, including museums .....	73	(D)	(D)	(D)	EE
791	Dance studios, schools, and halls .....	8	416	91	7	10
7991	Physical fitness facilities .....	17	2 803	804	207	98
7992	Public golf courses .....	1	(D)	(D)	(D)	AA
7993	Coin-operated amusement devices .....	10	2 082	437	93	34
7996	Amusement parks .....	2	(D)	(D)	(D)	AA
7997	Membership sports and recreation clubs .....	10	3 293	1 393	311	79
7999, 84	Amusement and recreation services, including museums, n.e.c. ....	25	(D)	(D)	(D)	CC
7999 pt.	Concession operators of amusement devices and rides .....	3	(D)	(D)	(D)	AA
7999 pt.	Carnivals, circuses, and fairs .....	—	—	—	—	—
7999 pt., 84	Other recreation and amusements, including museums .....	22	9 958	1 806	425	133
<b>80</b>	<b>Health services</b> .....	<b>905</b>	<b>749 641</b>	<b>290 812</b>	<b>62 938</b>	<b>9 550</b>
801	Offices and clinics of doctors of medicine .....	554	321 833	139 876	28 559	2 801
8011 pt.	Offices of doctors of medicine .....	541	311 384	135 789	27 517	2 668
8011 pt.	General medical clinics .....	13	10 449	4 087	1 042	133
802	Offices and clinics of dentists .....	157	40 567	15 220	3 233	697
803	Offices and clinics of doctors of osteopathy .....	1	(D)	(D)	(D)	AA
804	Offices and clinics of other health practitioners .....	84	17 089	6 356	1 491	264
8041	Offices and clinics of chiropractors .....	19	4 308	1 313	248	70
8042	Offices and clinics of optometrists .....	11	3 055	953	218	43
8043	Offices and clinics of podiatrists .....	7	(D)	(D)	(D)	AA
8049	Offices and clinics of health practitioners, n.e.c. ....	47	(D)	(D)	(D)	CC
805	Nursing and personal care facilities .....	12	35 828	14 705	3 336	1 304
8051	Skilled nursing care facilities .....	10	(D)	(D)	(D)	GG
8052	Intermediate care facilities .....	1	(D)	(D)	(D)	BB
8059	Nursing and personal care facilities, n.e.c. ....	1	(D)	(D)	(D)	BB
806	Hospitals .....	12	245 085	88 437	20 615	3 325
8062	General medical and surgical hospitals .....	6	187 726	65 578	14 678	2 190
8063, 9	Specialty hospitals .....	6	57 359	22 859	5 937	1 135
807, 8, 9	Other health services .....	85	(D)	(D)	(D)	GG
807	Medical and dental laboratories .....	18	7 661	3 089	755	173
8071	Medical laboratories .....	11	5 027	1 876	480	109
8072	Dental laboratories .....	7	2 634	1 213	275	64
808	Home health care services .....	26	16 515	9 489	1 806	481
809	Miscellaneous health and allied services, n.e.c. ....	41	(D)	(D)	(D)	FF
8092	Kidney dialysis centers .....	15	15 880	4 217	1 138	235
8093	Specialty outpatient facilities, n.e.c. ....	14	36 676	7 005	1 466	191
8099	Health and allied services, n.e.c. ....	12	(D)	(D)	(D)	BB
<b>81</b>	<b>Legal services</b> .....	<b>831</b>	<b>698 810</b>	<b>276 576</b>	<b>55 835</b>	<b>6 105</b>
<b>823, 4, 9</b>	<b>Selected educational services</b> .....	<b>41</b>	<b>19 014</b>	<b>6 333</b>	<b>1 606</b>	<b>411</b>
823	Libraries .....	1	(D)	(D)	(D)	AA
824	Vocational schools .....	17	12 223	3 896	1 012	271
829	Schools and educational services, n.e.c. ....	23	(D)	(D)	(D)	CC
<b>83</b>	<b>Social services</b> .....	<b>164</b>	<b>31 729</b>	<b>12 891</b>	<b>2 973</b>	<b>1 073</b>
835	Child day care services .....	86	8 238	3 252	769	442
832, 3, 6, 9	Other social services .....	78	23 491	9 639	2 204	631

**Table 6. Summary Statistics for Firms Subject to Federal Income Tax for Parishes With 350 Establishments or More: 1992 — Con.**

[Includes only establishments with payroll. For meaning of abbreviations and symbols, see introductory text. For explanation of terms and comparability of 1987 and 1992 censuses, see appendix A. For information on geographic areas followed by ▲, see appendix F]

SIC code	Geographic area and kind of business or operation	Establishments (number)	Receipts (\$1,000)	Annual payroll (\$1,000)	First-quarter payroll (\$1,000)	Paid employees for pay period including March 12 (number)
<b>ORLEANS PARISH—Con.</b>						
<b>87 ex. 8733</b>	<b>Engineering, accounting, research, management, and related services (except noncommercial research organizations) -----</b>	<b>422</b>	<b>329 089</b>	<b>159 391</b>	<b>38 095</b>	<b>4 597</b>
871	Engineering, architectural, and surveying services -----	144	143 719	81 969	17 317	1 751
8711	Engineering services -----	78	107 670	65 925	14 225	1 328
8712	Architectural services -----	56	33 501	14 989	2 851	386
8713	Surveying services -----	10	2 548	1 055	241	37
872	Accounting, auditing, and bookkeeping services -----	124	89 347	34 594	8 158	1 141
873 ex. 8733	Research, development, and testing services (except noncommercial research organizations) -----	21	16 081	7 061	1 414	257
8731	Commercial physical and biological research -----	6	(D)	(D)	(D)	BB
8732	Commercial economic, sociological, and educational research -----	8	(D)	(D)	(D)	BB
8734	Testing laboratories -----	7	(D)	(D)	(D)	CC
874	Management and public relations services -----	133	79 942	35 767	11 206	1 448
8741	Management services -----	38	42 845	20 591	6 151	1 000
8742	Management consulting services -----	56	30 956	13 647	4 662	320
8743	Public relations services -----	12	(D)	(D)	(D)	BB
8744	Facilities support management services -----	3	(D)	(D)	(D)	BB
8748	Business consulting services, n.e.c. -----	24	3 230	818	192	37
<b>89</b>	<b>Services, n.e.c. -----</b>	<b>44</b>	<b>17 663</b>	<b>6 908</b>	<b>2 118</b>	<b>132</b>
<b>OUACHITA PARISH</b> (Coextensive with Monroe, LA MSA; see table 7a.)						
<b>RAPIDES PARISH</b> (Coextensive with Alexandria, LA MSA; see table 7a.)						
<b>ST. LANDRY PARISH</b>						
	<b>Total -----</b>	<b>415</b>	<b>151 760</b>	<b>54 689</b>	<b>11 051</b>	<b>2 760</b>
<b>70 ex. 704</b>	<b>Hotels, rooming houses, camps, and other lodging places (except membership lodging) -----</b>	<b>9</b>	<b>(D)</b>	<b>(D)</b>	<b>(D)</b>	<b>BB</b>
7011	Hotels and motels -----	6	(D)	(D)	(D)	BB
7011 pt.	Hotels -----	1	(D)	(D)	(D)	BB
7011 pt.	Motels, motor hotels, and tourist courts -----	5	739	132	35	19
702, 3	Other lodging places -----	3	(D)	(D)	(D)	AA
<b>72</b>	<b>Personal services -----</b>	<b>31</b>	<b>4 903</b>	<b>1 501</b>	<b>368</b>	<b>142</b>
721	Laundry, cleaning, and garment services -----	7	850	281	65	38
7211	Power laundries, family and commercial* -----	2	(D)	(D)	(D)	AA
7213	Linen supply* -----	—	—	—	—	—
7215	Coin-operated laundries and drycleaning -----	3	(D)	(D)	(D)	AA
7216	Drycleaning plants, except rug cleaning* -----	2	(D)	(D)	(D)	AA
7217	Carpet and upholstery cleaning -----	—	—	—	—	—
7218	Industrial launderers* -----	—	—	—	—	—
7212, 9	Other laundry, cleaning, and garment services* -----	—	—	—	—	—
722	Photographic studios, portrait -----	—	—	—	—	—
723, 4	Beauty and barber shops -----	13	726	223	57	27
723	Beauty shops -----	13	726	223	57	27
724	Barber shops -----	—	—	—	—	—
725	Shoe repair shops and shoeshine parlors -----	—	—	—	—	—
726	Funeral service and crematories -----	8	3 097	957	222	57
729	Miscellaneous personal services -----	3	230	40	24	20
<b>73</b>	<b>Business services -----</b>	<b>38</b>	<b>5 757</b>	<b>2 060</b>	<b>482</b>	<b>213</b>
731	Advertising -----	4	812	300	68	24
732	Consumer credit reporting agencies, mercantile reporting agencies, and adjustment and collection agencies -----	2	(D)	(D)	(D)	AA
733	Mailing, reproduction, commercial art and photography, and stenographic services -----	1	(D)	(D)	(D)	AA
734	Services to dwellings and other buildings -----	7	567	163	40	46
735	Miscellaneous equipment rental and leasing -----	7	1 572	805	198	45
736	Personnel supply services -----	2	(D)	(D)	(D)	BB
737	Computer programming, data processing, and other computer related services -----	4	(D)	(D)	(D)	AA
7371, 2, 3	Computer programming, prepackaged software, and integrated systems -----	4	(D)	(D)	(D)	AA
7374, 5, 6	Data processing services -----	—	—	—	—	—
7377, 8, 9	Computer rental and leasing, maintenance, and related services, n.e.c. -----	—	—	—	—	—
738	Miscellaneous business services -----	11	(D)	(D)	(D)	BB

**Table 6. Summary Statistics for Firms Subject to Federal Income Tax for Parishes With 350 Establishments or More: 1992 — Con.**

[Includes only establishments with payroll. For meaning of abbreviations and symbols, see introductory text. For explanation of terms and comparability of 1987 and 1992 censuses, see appendix A. For information on geographic areas followed by ▲, see appendix F]

SIC code	Geographic area and kind of business or operation	Establishments (number)	Receipts (\$1,000)	Annual payroll (\$1,000)	First-quarter payroll (\$1,000)	Paid employees for pay period including March 12 (number)
<b>ST. LANDRY PARISH — Con.</b>						
<b>75</b>	<b>Automotive repair, services, and parking</b> .....	<b>39</b>	<b>7 212</b>	<b>1 358</b>	<b>323</b>	<b>120</b>
751	Automotive rental and leasing, without drivers .....	1	(D)	(D)	(D)	BB
752	Automobile parking .....	—	—	—	—	—
753	Automotive repair shops .....	36	(D)	(D)	(D)	BB
7532	Top, body, and upholstery repair shops and paint shops .....	4	632	79	16	7
7538	General automotive repair shops .....	23	2 710	527	127	40
7533, 4, 6, 7, 9	Other automotive repair shops .....	9	(D)	(D)	(D)	BB
754	Automotive services, except repair .....	2	(D)	(D)	(D)	AA
<b>76</b>	<b>Miscellaneous repair services</b> .....	<b>25</b>	<b>5 998</b>	<b>2 064</b>	<b>465</b>	<b>130</b>
762	Electrical repair shops .....	6	926	223	47	17
7622	Radio and television repair shops .....	2	(D)	(D)	(D)	AA
7623, 9	Other electrical and electronic repair shops .....	4	(D)	(D)	(D)	AA
763	Watch, clock, and jewelry repair .....	—	—	—	—	—
764	Reupholstery and furniture repair .....	—	—	—	—	—
769	Miscellaneous repair and related services .....	19	5 072	1 841	418	113
<b>78, 79, 84</b>	<b>Amusement and recreation services, including motion pictures and museums</b> .....	<b>16</b>	<b>2 683</b>	<b>475</b>	<b>98</b>	<b>56</b>
781, 2	Motion picture production, distribution, and services .....	—	—	—	—	—
783	Motion picture theaters .....	3	(D)	(D)	(D)	BB
784	Video tape rental .....	6	(D)	(D)	(D)	AA
792	Theatrical producers (except motion picture), bands, orchestras, and entertainers .....	—	—	—	—	—
793	Bowling centers .....	—	—	—	—	—
79 ex. 792, 3; 84	Commercial sports and other amusement and recreation services, including museums .....	7	736	170	28	19
<b>80</b>	<b>Health services</b> .....	<b>127</b>	<b>87 551</b>	<b>33 907</b>	<b>6 670</b>	<b>1 510</b>
801	Offices and clinics of doctors of medicine .....	72	36 532	15 958	2 723	424
802	Offices and clinics of dentists .....	23	5 099	1 405	287	96
803	Offices and clinics of doctors of osteopathy .....	—	—	—	—	—
804	Offices and clinics of other health practitioners .....	15	4 256	1 308	291	65
805	Nursing and personal care facilities .....	4	10 836	5 158	1 014	441
806	Hospitals .....	1	(D)	(D)	(D)	EE
807, 8, 9	Other health services .....	12	(D)	(D)	(D)	CC
<b>81</b>	<b>Legal services</b> .....	<b>67</b>	<b>21 795</b>	<b>6 766</b>	<b>1 137</b>	<b>243</b>
<b>823, 4, 9</b>	<b>Selected educational services</b> .....	<b>3</b>	<b>(D)</b>	<b>(D)</b>	<b>(D)</b>	<b>AA</b>
<b>83</b>	<b>Social services</b> .....	<b>23</b>	<b>(D)</b>	<b>(D)</b>	<b>(D)</b>	<b>BB</b>
835	Child day care services .....	16	(D)	(D)	(D)	BB
832, 3, 6, 9	Other social services .....	7	(D)	(D)	(D)	BB
<b>87 ex. 8733</b>	<b>Engineering, accounting, research, management, and related services (except noncommercial research organizations)</b> .....	<b>37</b>	<b>9 626</b>	<b>4 899</b>	<b>1 107</b>	<b>186</b>
871	Engineering, architectural, and surveying services .....	10	3 766	2 264	495	58
872	Accounting, auditing, and bookkeeping services .....	18	4 723	2 179	493	105
873 ex. 8733	Research, development, and testing services (except noncommercial research organizations) .....	2	(D)	(D)	(D)	AA
874	Management and public relations services .....	7	(D)	(D)	(D)	AA
<b>89</b>	<b>Services, n.e.c.</b> .....	<b>—</b>	<b>—</b>	<b>—</b>	<b>—</b>	<b>—</b>
<b>ST. MARY PARISH</b>						
	<b>Total</b> .....	<b>351</b>	<b>234 560</b>	<b>69 717</b>	<b>16 478</b>	<b>3 760</b>
<b>70 ex. 704</b>	<b>Hotels, rooming houses, camps, and other lodging places (except membership lodging)</b> .....	<b>7</b>	<b>4 274</b>	<b>1 176</b>	<b>304</b>	<b>149</b>
7011	Hotels and motels .....	7	4 274	1 176	304	149
7011 pt.	Hotels .....	3	(D)	(D)	(D)	BB
7011 pt.	Motels, motor hotels, and tourist courts .....	4	(D)	(D)	(D)	BB
702, 3	Other lodging places .....	—	—	—	—	—
<b>72</b>	<b>Personal services</b> .....	<b>28</b>	<b>3 923</b>	<b>1 016</b>	<b>245</b>	<b>99</b>
721	Laundry, cleaning, and garment services .....	5	558	156	38	18
7211	Power laundries, family and commercial* .....	—	—	—	—	—
7213	Linen supply* .....	—	—	—	—	—
7215	Coin-operated laundries and drycleaning .....	—	—	—	—	—
7216	Drycleaning plants, except rug cleaning* .....	3	(D)	(D)	(D)	AA
7217	Carpet and upholstery cleaning .....	—	—	—	—	—
7218	Industrial launderers* .....	—	—	—	—	—
7212, 9	Other laundry, cleaning, and garment services* .....	2	(D)	(D)	(D)	AA
722	Photographic studios, portrait .....	2	(D)	(D)	(D)	AA
723, 4	Beauty and barber shops .....	13	931	343	83	42
723	Beauty shops .....	13	931	343	83	42
724	Barber shops .....	—	—	—	—	—
725	Shoe repair shops and shoeshine parlors .....	—	—	—	—	—
726	Funeral service and crematories .....	7	2 026	462	104	21
729	Miscellaneous personal services .....	1	(D)	(D)	(D)	AA

**Table 6. Summary Statistics for Firms Subject to Federal Income Tax for Parishes With 350 Establishments or More: 1992 — Con.**

[Includes only establishments with payroll. For meaning of abbreviations and symbols, see introductory text. For explanation of terms and comparability of 1987 and 1992 censuses, see appendix A. For information on geographic areas followed by ▲, see appendix F]

SIC code	Geographic area and kind of business or operation	Establishments (number)	Receipts (\$1,000)	Annual payroll (\$1,000)	First-quarter payroll (\$1,000)	Paid employees for pay period including March 12 (number)
<b>ST. MARY PARISH — Con.</b>						
<b>73</b>	<b>Business services</b> .....	<b>76</b>	<b>109 122</b>	<b>33 836</b>	<b>8 199</b>	<b>1 657</b>
731	Advertising .....	3	(D)	(D)	(D)	AA
732	Consumer credit reporting agencies, mercantile reporting agencies, and adjustment and collection agencies .....	2	(D)	(D)	(D)	AA
733	Mailing, reproduction, commercial art and photography, and stenographic services .....	3	(D)	(D)	(D)	AA
734	Services to dwellings and other buildings .....	10	1 696	843	201	120
735	Miscellaneous equipment rental and leasing .....	30	43 046	13 944	3 410	525
736	Personnel supply services .....	10	5 763	3 620	638	360
737	Computer programming, data processing, and other computer related services .....	2	(D)	(D)	(D)	AA
7371, 2, 3	Computer programming, prepackaged software, and integrated systems .....	1	(D)	(D)	(D)	AA
7374, 5, 6	Data processing services .....	1	(D)	(D)	(D)	AA
7377, 8, 9	Computer rental and leasing, maintenance, and related services, n.e.c. ....	—	—	—	—	—
738	Miscellaneous business services .....	16	(D)	(D)	(D)	FF
<b>75</b>	<b>Automotive repair, services, and parking</b> .....	<b>31</b>	<b>5 211</b>	<b>1 195</b>	<b>299</b>	<b>96</b>
751	Automotive rental and leasing, without drivers .....	1	(D)	(D)	(D)	AA
752	Automobile parking .....	—	—	—	—	—
753	Automotive repair shops .....	27	4 872	1 099	278	88
7532	Top, body, and upholstery repair shops and paint shops .....	6	1 099	219	54	22
7538	General automotive repair shops .....	15	2 314	569	147	47
7533, 4, 6, 7, 9	Other automotive repair shops .....	6	1 459	311	77	19
754	Automotive services, except repair .....	3	(D)	(D)	(D)	AA
<b>76</b>	<b>Miscellaneous repair services</b> .....	<b>46</b>	<b>47 078</b>	<b>9 255</b>	<b>2 341</b>	<b>346</b>
762	Electrical repair shops .....	7	1 675	221	110	11
7622	Radio and television repair shops .....	2	(D)	(D)	(D)	AA
7623, 9	Other electrical and electronic repair shops .....	5	(D)	(D)	(D)	AA
763	Watch, clock, and jewelry repair .....	—	—	—	—	—
764	Reupholstery and furniture repair .....	1	(D)	(D)	(D)	AA
769	Miscellaneous repair and related services .....	38	(D)	(D)	(D)	EE
<b>78, 79, 84</b>	<b>Amusement and recreation services, including motion pictures and museums</b> .....	<b>18</b>	<b>5 810</b>	<b>1 740</b>	<b>386</b>	<b>193</b>
781, 2	Motion picture production, distribution, and services .....	—	—	—	—	—
783	Motion picture theaters .....	1	(D)	(D)	(D)	AA
784	Video tape rental .....	3	(D)	(D)	(D)	AA
792	Theatrical producers (except motion picture), bands, orchestras, and entertainers .....	—	—	—	—	—
793	Bowling centers .....	1	(D)	(D)	(D)	AA
79 ex. 792, 3; 84	Commercial sports and other amusement and recreation services, including museums .....	13	4 772	1 551	343	171
<b>80</b>	<b>Health services</b> .....	<b>60</b>	<b>27 874</b>	<b>10 936</b>	<b>2 145</b>	<b>589</b>
801	Offices and clinics of doctors of medicine .....	27	11 768	5 431	1 034	157
802	Offices and clinics of dentists .....	14	3 024	804	229	56
803	Offices and clinics of doctors of osteopathy .....	—	—	—	—	—
804	Offices and clinics of other health practitioners .....	12	(D)	(D)	(D)	BB
805	Nursing and personal care facilities .....	3	7 190	3 125	486	275
806	Hospitals .....	—	—	—	—	—
807, 8, 9	Other health services .....	4	(D)	(D)	(D)	BB
<b>81</b>	<b>Legal services</b> .....	<b>34</b>	<b>11 612</b>	<b>3 185</b>	<b>675</b>	<b>89</b>
<b>823, 4, 9</b>	<b>Selected educational services</b> .....	<b>—</b>	<b>—</b>	<b>—</b>	<b>—</b>	<b>—</b>
<b>83</b>	<b>Social services</b> .....	<b>4</b>	<b>203</b>	<b>65</b>	<b>17</b>	<b>16</b>
835	Child day care services .....	3	(D)	(D)	(D)	AA
832, 3, 6, 9	Other social services .....	1	(D)	(D)	(D)	AA
<b>87 ex. 8733</b>	<b>Engineering, accounting, research, management, and related services (except noncommercial research organizations)</b> .....	<b>43</b>	<b>17 992</b>	<b>7 015</b>	<b>1 780</b>	<b>508</b>
871	Engineering, architectural, and surveying services .....	10	7 567	2 966	688	86
872	Accounting, auditing, and bookkeeping services .....	18	3 224	1 441	309	72
873 ex. 8733	Research, development, and testing services (except noncommercial research organizations) .....	6	4 033	2 155	638	285
874	Management and public relations services .....	9	3 168	453	145	65
<b>89</b>	<b>Services, n.e.c.</b> .....	<b>4</b>	<b>1 461</b>	<b>298</b>	<b>87</b>	<b>18</b>

**Table 6. Summary Statistics for Firms Subject to Federal Income Tax for Parishes With 350 Establishments or More: 1992 — Con.**

[Includes only establishments with payroll. For meaning of abbreviations and symbols, see introductory text. For explanation of terms and comparability of 1987 and 1992 censuses, see appendix A. For information on geographic areas followed by ▲, see appendix F]

SIC code	Geographic area and kind of business or operation	Establishments (number)	Receipts (\$1,000)	Annual payroll (\$1,000)	First-quarter payroll (\$1,000)	Paid employees for pay period including March 12 (number)
<b>ST. TAMMANY PARISH</b>						
	<b>Total</b> .....	<b>1 037</b>	<b>469 263</b>	<b>167 660</b>	<b>37 509</b>	<b>8 707</b>
<b>70 ex. 704</b>	<b>Hotels, rooming houses, camps, and other lodging places (except membership lodging)</b> .....	<b>17</b>	<b>20 419</b>	<b>5 036</b>	<b>1 085</b>	<b>549</b>
7011	Hotels and motels .....	15	(D)	(D)	(D)	FF
7011 pt.	Hotels .....	7	(D)	(D)	(D)	EE
7011 pt.	Motels, motor hotels, and tourist courts .....	8	(D)	(D)	(D)	EE
702, 3	Other lodging places .....	2	(D)	(D)	(D)	AA
<b>72</b>	<b>Personal services</b> .....	<b>88</b>	<b>13 973</b>	<b>4 539</b>	<b>1 102</b>	<b>499</b>
721	Laundry, cleaning, and garment services .....	21	3 626	990	236	114
7211	Power laundries, family and commercial* .....	—	—	—	—	—
7213	Linen supply* .....	1	(D)	(D)	(D)	AA
7215	Coin-operated laundries and drycleaning .....	3	217	34	10	4
7216	Drycleaning plants, except rug cleaning* .....	15	2 594	734	160	80
7217	Carpet and upholstery cleaning .....	1	(D)	(D)	(D)	AA
7218	Industrial laundriers* .....	1	(D)	(D)	(D)	AA
7212, 9	Other laundry, cleaning, and garment services* .....	—	—	—	—	—
722	Photographic studios, portrait .....	7	926	197	36	17
723, 4	Beauty and barber shops .....	37	4 329	1 606	367	169
723	Beauty shops .....	36	(D)	(D)	(D)	CC
724	Barber shops .....	1	(D)	(D)	(D)	AA
725	Shoe repair shops and shoeshine parlors .....	2	(D)	(D)	(D)	AA
726	Funeral service and crematories .....	5	(D)	(D)	(D)	BB
729	Miscellaneous personal services .....	16	(D)	(D)	(D)	CC
<b>73</b>	<b>Business services</b> .....	<b>142</b>	<b>53 126</b>	<b>20 928</b>	<b>4 504</b>	<b>1 609</b>
731	Advertising .....	7	(D)	(D)	(D)	CC
732	Consumer credit reporting agencies, mercantile reporting agencies, and adjustment and collection agencies .....	6	2 683	1 034	226	88
733	Mailing, reproduction, commercial art and photography, and stenographic services .....	14	1 438	480	72	15
734	Services to dwellings and other buildings .....	26	5 544	2 176	513	212
735	Miscellaneous equipment rental and leasing .....	14	5 884	1 940	443	129
736	Personnel supply services .....	9	5 611	4 248	674	413
737	Computer programming, data processing, and other computer related services .....	24	19 542	6 455	1 471	238
7371, 2, 3	Computer programming, prepackaged software, and integrated systems .....	11	(D)	(D)	(D)	BB
7374, 5, 6	Data processing services .....	4	(D)	(D)	(D)	CC
7377, 8, 9	Computer rental and leasing, maintenance, and related services, n.e.c. ....	9	(D)	(D)	(D)	BB
738	Miscellaneous business services .....	42	(D)	(D)	(D)	EE
<b>75</b>	<b>Automotive repair, services, and parking</b> .....	<b>70</b>	<b>18 321</b>	<b>3 987</b>	<b>963</b>	<b>324</b>
751	Automotive rental and leasing, without drivers .....	1	(D)	(D)	(D)	AA
752	Automobile parking .....	—	—	—	—	—
753	Automotive repair shops .....	58	15 258	3 321	816	244
7532	Top, body, and upholstery repair shops and paint shops .....	13	5 018	1 128	279	100
7538	General automotive repair shops .....	30	6 377	1 456	361	99
7533, 4, 6, 7, 9	Other automotive repair shops .....	15	3 863	737	176	45
754	Automotive services, except repair .....	11	(D)	(D)	(D)	BB
<b>76</b>	<b>Miscellaneous repair services</b> .....	<b>43</b>	<b>19 028</b>	<b>5 750</b>	<b>1 516</b>	<b>327</b>
762	Electrical repair shops .....	16	5 055	1 853	382	93
7622	Radio and television repair shops .....	6	584	230	52	14
7623, 9	Other electrical and electronic repair shops .....	10	4 471	1 623	330	79
763	Watch, clock, and jewelry repair .....	1	(D)	(D)	(D)	AA
764	Reupholstery and furniture repair .....	3	(D)	(D)	(D)	AA
769	Miscellaneous repair and related services .....	23	13 763	3 854	1 120	227
<b>78, 79, 84</b>	<b>Amusement and recreation services, including motion pictures and museums</b> .....	<b>65</b>	<b>14 008</b>	<b>3 636</b>	<b>784</b>	<b>408</b>
781, 2	Motion picture production, distribution, and services .....	2	(D)	(D)	(D)	AA
783	Motion picture theaters .....	5	(D)	(D)	(D)	BB
784	Video tape rental .....	15	2 099	380	66	48
792	Theatrical producers (except motion picture), bands, orchestras, and entertainers .....	2	(D)	(D)	(D)	AA
793	Bowling centers .....	3	(D)	(D)	(D)	BB
79 ex. 792, 3, 84	Commercial sports and other amusement and recreation services, including museums .....	38	6 502	2 392	529	228
<b>80</b>	<b>Health services</b> .....	<b>304</b>	<b>257 162</b>	<b>100 566</b>	<b>22 583</b>	<b>3 653</b>
801	Offices and clinics of doctors of medicine .....	144	86 059	39 189	7 358	804
802	Offices and clinics of dentists .....	79	23 357	8 063	1 721	404
803	Offices and clinics of doctors of osteopathy .....	—	—	—	—	—
804	Offices and clinics of other health practitioners .....	39	8 378	2 286	463	112
805	Nursing and personal care facilities .....	6	21 588	8 976	2 006	611
806	Hospitals .....	6	(D)	(D)	(D)	GG
807, 8, 9	Other health services .....	30	(D)	(D)	(D)	EE
<b>81</b>	<b>Legal services</b> .....	<b>111</b>	<b>25 857</b>	<b>7 217</b>	<b>1 328</b>	<b>298</b>
<b>823, 4, 9</b>	<b>Selected educational services</b> .....	<b>3</b>	<b>(D)</b>	<b>(D)</b>	<b>(D)</b>	<b>BB</b>

**Table 6. Summary Statistics for Firms Subject to Federal Income Tax for Parishes With 350 Establishments or More: 1992 — Con.**

[Includes only establishments with payroll. For meaning of abbreviations and symbols, see introductory text. For explanation of terms and comparability of 1987 and 1992 censuses, see appendix A. For information on geographic areas followed by ▲, see appendix F]

SIC code	Geographic area and kind of business or operation	Establishments (number)	Receipts (\$1,000)	Annual payroll (\$1,000)	First-quarter payroll (\$1,000)	Paid employees for pay period including March 12 (number)
<b>ST. TAMMANY PARISH — Con.</b>						
<b>83</b>	<b>Social services</b> .....	<b>62</b>	<b>11 942</b>	<b>5 250</b>	<b>1 231</b>	<b>571</b>
835	Child day care services .....	50	5 079	2 247	526	307
832, 3, 6, 9	Other social services .....	12	6 863	3 003	705	264
<b>87 ex. 8733</b>	<b>Engineering, accounting, research, management, and related services (except noncommercial research organizations)</b> .....	<b>124</b>	<b>31 180</b>	<b>9 739</b>	<b>2 120</b>	<b>399</b>
871	Engineering, architectural, and surveying services .....	44	12 635	4 441	980	169
872	Accounting, auditing, and bookkeeping services .....	44	13 316	3 175	640	140
873 ex. 8733	Research, development, and testing services (except noncommercial research organizations) .....	4	1 738	745	136	25
874	Management and public relations services .....	32	3 491	1 378	364	65
<b>89</b>	<b>Services, n.e.c.</b> .....	<b>8</b>	<b>(D)</b>	<b>(D)</b>	<b>(D)</b>	<b>BB</b>
<b>TANGIPAHOA PARISH</b>						
	<b>Total</b> .....	<b>422</b>	<b>163 165</b>	<b>57 330</b>	<b>12 282</b>	<b>3 408</b>
<b>70 ex. 704</b>	<b>Hotels, rooming houses, camps, and other lodging places (except membership lodging)</b> .....	<b>12</b>	<b>7 205</b>	<b>1 851</b>	<b>382</b>	<b>204</b>
7011	Hotels and motels .....	9	(D)	(D)	(D)	CC
7011 pt.	Hotels .....	5	5 471	1 357	293	144
7011 pt.	Motels, motor hotels, and tourist courts .....	4	(D)	(D)	(D)	BB
702, 3	Other lodging places .....	3	(D)	(D)	(D)	BB
<b>72</b>	<b>Personal services</b> .....	<b>45</b>	<b>11 538</b>	<b>2 947</b>	<b>691</b>	<b>290</b>
721	Laundry, cleaning, and garment services .....	12	4 142	993	216	90
7211	Power laundries, family and commercial* .....	—	—	—	—	—
7213	Linen supply* .....	—	—	—	—	—
7215	Coin-operated laundries and drycleaning .....	2	(D)	(D)	(D)	AA
7216	Drycleaning plants, except rug cleaning* .....	8	1 216	418	100	62
7217	Carpet and upholstery cleaning .....	—	—	—	—	—
7218	Industrial laundries* .....	1	(D)	(D)	(D)	BB
7212, 9	Other laundry, cleaning, and garment services* .....	1	(D)	(D)	(D)	AA
722	Photographic studios, portrait .....	5	904	199	41	26
723, 4	Beauty and barber shops .....	11	1 803	479	109	47
723	Beauty shops .....	9	(D)	(D)	(D)	BB
724	Barber shops .....	2	(D)	(D)	(D)	AA
725	Shoe repair shops and shoeshine parlors .....	1	(D)	(D)	(D)	AA
726	Funeral service and crematories .....	8	3 867	1 059	233	58
729	Miscellaneous personal services .....	8	(D)	(D)	(D)	BB
<b>73</b>	<b>Business services</b> .....	<b>33</b>	<b>11 481</b>	<b>3 404</b>	<b>738</b>	<b>231</b>
731	Advertising .....	3	(D)	(D)	(D)	AA
732	Consumer credit reporting agencies, mercantile reporting agencies, and adjustment and collection agencies .....	1	(D)	(D)	(D)	AA
733	Mailing, reproduction, commercial art and photography, and stenographic services .....	3	409	60	12	5
734	Services to dwellings and other buildings .....	8	1 469	588	136	39
735	Miscellaneous equipment rental and leasing .....	9	6 456	1 264	241	45
736	Personnel supply services .....	2	(D)	(D)	(D)	BB
737	Computer programming, data processing, and other computer related services .....	3	(D)	(D)	(D)	AA
7371, 2, 3	Computer programming, prepackaged software, and integrated systems .....	3	(D)	(D)	(D)	AA
7374, 5, 6	Data processing services .....	—	—	—	—	—
7377, 8, 9	Computer rental and leasing, maintenance, and related services, n.e.c. ....	—	—	—	—	—
738	Miscellaneous business services .....	4	1 504	863	216	97
<b>75</b>	<b>Automotive repair, services, and parking</b> .....	<b>41</b>	<b>9 803</b>	<b>2 145</b>	<b>505</b>	<b>169</b>
751	Automotive rental and leasing, without drivers .....	3	(D)	(D)	(D)	AA
752	Automobile parking .....	—	—	—	—	—
753	Automotive repair shops .....	32	7 140	1 511	362	111
7532	Top, body, and upholstery repair shops and paint shops .....	5	1 176	294	56	20
7538	General automotive repair shops .....	12	2 698	540	140	48
7533, 4, 6, 7, 9	Other automotive repair shops .....	15	3 266	677	166	43
754	Automotive services, except repair .....	6	(D)	(D)	(D)	BB
<b>76</b>	<b>Miscellaneous repair services</b> .....	<b>23</b>	<b>4 405</b>	<b>1 428</b>	<b>338</b>	<b>101</b>
762	Electrical repair shops .....	5	994	466	109	30
7622	Radio and television repair shops .....	1	(D)	(D)	(D)	AA
7623, 9	Other electrical and electronic repair shops .....	4	(D)	(D)	(D)	BB
763	Watch, clock, and jewelry repair .....	—	—	—	—	—
764	Reupholstery and furniture repair .....	1	(D)	(D)	(D)	AA
769	Miscellaneous repair and related services .....	17	(D)	(D)	(D)	BB

**Table 6. Summary Statistics for Firms Subject to Federal Income Tax for Parishes With 350 Establishments or More: 1992 — Con.**

[Includes only establishments with payroll. For meaning of abbreviations and symbols, see introductory text. For explanation of terms and comparability of 1987 and 1992 censuses, see appendix A. For information on geographic areas followed by ▲, see appendix F]

SIC code	Geographic area and kind of business or operation	Establishments (number)	Receipts (\$1,000)	Annual payroll (\$1,000)	First-quarter payroll (\$1,000)	Paid employees for pay period including March 12 (number)
<b>TANGIPAHOA PARISH—Con.</b>						
<b>78, 79, 84</b>	<b>Amusement and recreation services, including motion pictures and museums</b> .....	<b>24</b>	<b>5 412</b>	<b>1 003</b>	<b>241</b>	<b>142</b>
781, 2	Motion picture production, distribution, and services .....	—	—	—	—	—
783	Motion picture theaters .....	4	(D)	(D)	(D)	BB
784	Video tape rental .....	7	(D)	(D)	(D)	BB
792	Theatrical producers (except motion picture), bands, orchestras, and entertainers .....	—	—	—	—	—
793	Bowling centers .....	1	(D)	(D)	(D)	BB
79 ex. 792, 3; 84	Commercial sports and other amusement and recreation services, including museums .....	12	1 660	352	79	63
<b>80</b>	<b>Health services</b> .....	<b>127</b>	<b>88 784</b>	<b>36 173</b>	<b>7 650</b>	<b>1 762</b>
801	Offices and clinics of doctors of medicine .....	56	30 433	12 644	2 406	297
802	Offices and clinics of dentists .....	30	6 972	2 192	420	127
803	Offices and clinics of doctors of osteopathy .....	—	—	—	—	—
804	Offices and clinics of other health practitioners .....	18	3 457	1 227	228	51
805	Nursing and personal care facilities .....	10	15 691	6 506	1 463	725
806	Hospitals .....	1	(D)	(D)	(D)	CC
807, 8, 9	Other health services .....	12	(D)	(D)	(D)	EE
<b>81</b>	<b>Legal services</b> .....	<b>57</b>	<b>15 365</b>	<b>4 692</b>	<b>879</b>	<b>184</b>
<b>823, 4, 9</b>	<b>Selected educational services</b> .....	<b>5</b>	<b>288</b>	<b>52</b>	<b>19</b>	<b>7</b>
<b>83</b>	<b>Social services</b> .....	<b>21</b>	<b>2 477</b>	<b>1 145</b>	<b>278</b>	<b>174</b>
835	Child day care services .....	15	(D)	(D)	(D)	BB
832, 3, 6, 9	Other social services .....	6	(D)	(D)	(D)	BB
<b>87 ex. 8733</b>	<b>Engineering, accounting, research, management, and related services (except noncommercial research organizations)</b> .....	<b>34</b>	<b>6 407</b>	<b>2 490</b>	<b>561</b>	<b>144</b>
871	Engineering, architectural, and surveying services .....	10	(D)	(D)	(D)	BB
872	Accounting, auditing, and bookkeeping services .....	21	3 346	1 117	263	83
873 ex. 87333	Research, development, and testing services (except noncommercial research organizations) .....	—	—	—	—	—
874	Management and public relations services .....	3	(D)	(D)	(D)	AA
<b>89</b>	<b>Services, n.e.c.</b> .....	<b>—</b>	<b>—</b>	<b>—</b>	<b>—</b>	<b>—</b>
<b>TERREBONNE PARISH</b>						
	<b>Total</b> .....	<b>636</b>	<b>374 304</b>	<b>155 517</b>	<b>30 537</b>	<b>6 781</b>
<b>70 ex. 704</b>	<b>Hotels, rooming houses, camps, and other lodging places (except membership lodging)</b> .....	<b>9</b>	<b>(D)</b>	<b>(D)</b>	<b>(D)</b>	<b>CC</b>
7011	Hotels and motels .....	8	7 332	1 925	433	230
7011 pt.	Hotels .....	2	(D)	(D)	(D)	CC
7011 pt.	Motels, motor hotels, and tourist courts .....	6	(D)	(D)	(D)	CC
702, 3	Other lodging places .....	1	(D)	(D)	(D)	AA
<b>72</b>	<b>Personal services</b> .....	<b>45</b>	<b>8 400</b>	<b>2 202</b>	<b>591</b>	<b>217</b>
721	Laundry, cleaning, and garment services .....	11	1 553	659	152	71
7211	Power laundries, family and commercial* .....	2	(D)	(D)	(D)	AA
7213	Linen supply* .....	—	—	—	—	—
7215	Coin-operated laundries and drycleaning .....	1	(D)	(D)	(D)	AA
7216	Drycleaning plants, except rug cleaning* .....	7	(D)	(D)	(D)	BB
7217	Carpet and upholstery cleaning .....	—	—	—	—	—
7218	Industrial launderers* .....	—	—	—	—	—
7212, 9	Other laundry, cleaning, and garment services* .....	1	(D)	(D)	(D)	AA
722	Photographic studios, portrait .....	5	(D)	(D)	(D)	AA
723, 4	Beauty and barber shops .....	17	2 141	639	176	77
723	Beauty shops .....	15	(D)	(D)	(D)	BB
724	Barber shops .....	2	(D)	(D)	(D)	AA
725	Shoe repair shops and shoeshine parlors .....	1	(D)	(D)	(D)	AA
726	Funeral service and crematories .....	5	2 624	454	125	21
729	Miscellaneous personal services .....	6	(D)	(D)	(D)	BB
<b>73</b>	<b>Business services</b> .....	<b>117</b>	<b>82 618</b>	<b>28 215</b>	<b>6 662</b>	<b>2 215</b>
731	Advertising .....	3	734	204	49	8
732	Consumer credit reporting agencies, mercantile reporting agencies, and adjustment and collection agencies .....	7	(D)	(D)	(D)	BB
733	Mailing, reproduction, commercial art and photography, and stenographic services .....	4	(D)	(D)	(D)	AA
734	Services to dwellings and other buildings .....	19	5 430	2 132	527	209
735	Miscellaneous equipment rental and leasing .....	40	53 220	14 896	3 833	545
736	Personnel supply services .....	16	12 334	7 883	1 508	1 226
737	Computer programming, data processing, and other computer related services .....	1	(D)	(D)	(D)	AA
7371, 2, 3	Computer programming, prepackaged software, and integrated systems .....	1	(D)	(D)	(D)	AA
7374, 5, 6	Data processing services .....	—	—	—	—	—
7377, 8, 9	Computer rental and leasing, maintenance, and related services, n.e.c. .....	—	—	—	—	—
738	Miscellaneous business services .....	27	(D)	(D)	(D)	CC



**Table 6. Summary Statistics for Firms Subject to Federal Income Tax for Parishes With 350 Establishments or More: 1992 — Con.**

[Includes only establishments with payroll. For meaning of abbreviations and symbols, see introductory text. For explanation of terms and comparability of 1987 and 1992 censuses, see appendix A. For information on geographic areas followed by ▲, see appendix F]

SIC code	Geographic area and kind of business or operation	Establishments (number)	Receipts (\$1,000)	Annual payroll (\$1,000)	First-quarter payroll (\$1,000)	Paid employees for pay period including March 12 (number)
	<b>TERREBONNE PARISH—Con.</b>					
<b>75</b>	<b>Automotive repair, services, and parking</b> .....	<b>55</b>	<b>26 482</b>	<b>7 127</b>	<b>1 627</b>	<b>342</b>
751	Automotive rental and leasing, without drivers .....	4	(D)	(D)	(D)	AA
752	Automobile parking .....	—	—	—	—	—
753	Automotive repair shops .....	46	22 740	6 231	1 423	270
7532	Top, body, and upholstery repair shops and paint shops .....	5	1 042	372	87	28
7538	General automotive repair shops .....	25	16 412	4 658	1 050	192
7533, 4, 6, 7, 9	Other automotive repair shops .....	16	5 286	1 201	286	50
754	Automotive services, except repair .....	5	(D)	(D)	(D)	BB
<b>76</b>	<b>Miscellaneous repair services</b> .....	<b>64</b>	<b>31 681</b>	<b>10 076</b>	<b>2 339</b>	<b>466</b>
762	Electrical repair shops .....	14	(D)	(D)	(D)	BB
7622	Radio and television repair shops .....	3	(D)	(D)	(D)	AA
7623, 9	Other electrical and electronic repair shops .....	11	(D)	(D)	(D)	BB
763	Watch, clock, and jewelry repair .....	2	(D)	(D)	(D)	AA
764	Reupholstery and furniture repair .....	5	(D)	(D)	(D)	AA
769	Miscellaneous repair and related services .....	43	(D)	(D)	(D)	EE
<b>78, 79, 84</b>	<b>Amusement and recreation services, including motion pictures and museums</b> .....	<b>45</b>	<b>11 132</b>	<b>2 381</b>	<b>493</b>	<b>257</b>
781, 2	Motion picture production, distribution, and services .....	—	—	—	—	—
783	Motion picture theaters .....	3	(D)	(D)	(D)	BB
784	Video tape rental .....	6	1 526	346	74	31
792	Theatrical producers (except motion picture), bands, orchestras, and entertainers .....	—	—	—	—	—
793	Bowling centers .....	4	(D)	(D)	(D)	BB
79 ex. 792, 3; 84	Commercial sports and other amusement and recreation services, including museums .....	32	5 527	1 229	230	132
<b>80</b>	<b>Health services</b> .....	<b>133</b>	<b>123 505</b>	<b>60 835</b>	<b>12 163</b>	<b>1 669</b>
801	Offices and clinics of doctors of medicine .....	65	73 856	42 508	8 094	602
802	Offices and clinics of dentists .....	31	9 067	3 617	764	144
803	Offices and clinics of doctors of osteopathy .....	—	—	—	—	—
804	Offices and clinics of other health practitioners .....	17	6 132	2 071	406	79
805	Nursing and personal care facilities .....	4	10 910	3 972	1 125	407
806	Hospitals .....	1	(D)	(D)	(D)	CC
807, 8, 9	Other health services .....	15	(D)	(D)	(D)	EE
<b>81</b>	<b>Legal services</b> .....	<b>67</b>	<b>42 857</b>	<b>25 619</b>	<b>1 989</b>	<b>310</b>
<b>823, 4, 9</b>	<b>Selected educational services</b> .....	<b>1</b>	<b>(D)</b>	<b>(D)</b>	<b>(D)</b>	<b>AA</b>
<b>83</b>	<b>Social services</b> .....	<b>22</b>	<b>1 872</b>	<b>724</b>	<b>167</b>	<b>98</b>
835	Child day care services .....	16	(D)	(D)	(D)	BB
832, 3, 6, 9	Other social services .....	6	(D)	(D)	(D)	BB
<b>87 ex. 8733</b>	<b>Engineering, accounting, research, management, and related services (except noncommercial research organizations)</b> .....	<b>74</b>	<b>38 016</b>	<b>16 287</b>	<b>4 042</b>	<b>958</b>
871	Engineering, architectural, and surveying services .....	20	14 153	5 368	1 170	210
872	Accounting, auditing, and bookkeeping services .....	31	(D)	(D)	(D)	CC
873 ex. 8733	Research, development, and testing services (except noncommercial research organizations) .....	6	(D)	(D)	(D)	BB
874	Management and public relations services .....	17	12 914	5 485	1 611	523
<b>89</b>	<b>Services, n.e.c.</b> .....	<b>4</b>	<b>(D)</b>	<b>(D)</b>	<b>(D)</b>	<b>AA</b>

**Table 7a. Summary Statistics for Firms Subject to Federal Income Tax for Metropolitan Areas: 1992**

[Includes only establishments with payroll. For meaning of abbreviations and symbols, see introductory text. For explanation of terms and comparability of 1987 and 1992 censuses, see appendix A. For definitions of CMSA's, MSA's, and PMSA's, see appendix D]

SIC code	Geographic area and kind of business or operation	Establishments (number)	Receipts (\$1,000)	Annual payroll (\$1,000)	First-quarter payroll (\$1,000)	Paid employees for pay period including March 12 (number)
<b>ALEXANDRIA, LA MSA</b>						
	<b>Total</b> .....	<b>847</b>	<b>426 098</b>	<b>151 510</b>	<b>33 530</b>	<b>8 892</b>
<b>70 ex. 704</b>	<b>Hotels, rooming houses, camps, and other lodging places (except membership lodging)</b> .....	<b>21</b>	<b>(D)</b>	<b>(D)</b>	<b>(D)</b>	<b>FF</b>
7011	Hotels and motels .....	19	15 686	4 827	1 264	665
7011 pt.	Hotels .....	12	13 775	4 452	1 154	588
7011 pt.	Motels, motor hotels, and tourist courts .....	7	1 911	375	110	77
702, 3	Other lodging places .....	2	(D)	(D)	(D)	AA
<b>72</b>	<b>Personal services</b> .....	<b>85</b>	<b>19 693</b>	<b>7 997</b>	<b>1 802</b>	<b>654</b>
721	Laundry, cleaning, and garment services .....	19	3 619	1 617	399	178
7211	Power laundries, family and commercial* .....	—	—	—	—	—
7213	Linen supply* .....	—	—	—	—	—
7215	Coin-operated laundries and drycleaning .....	4	326	74	16	12
7216	Drycleaning plants, except rug cleaning* .....	3	265	153	37	18
7217	Carpet and upholstery cleaning .....	5	339	114	34	23
7218	Industrial laundriers* .....	1	(D)	(D)	(D)	BB
7212, 9	Other laundry, cleaning, and garment services* .....	6	(D)	(D)	(D)	BB
722	Photographic studios, portrait .....	6	4 771	2 476	442	116
723, 4	Beauty and barber shops .....	42	4 123	1 502	396	176
723	Beauty shops .....	37	3 901	1 413	365	165
724	Barber shops .....	5	222	89	31	11
725	Shoe repair shops and shoeshine parlors .....	1	(D)	(D)	(D)	AA
726	Funeral service and crematories .....	6	4 615	1 514	306	54
729	Miscellaneous personal services .....	11	(D)	(D)	(D)	CC
<b>73</b>	<b>Business services</b> .....	<b>97</b>	<b>47 641</b>	<b>12 649</b>	<b>3 144</b>	<b>1 097</b>
731	Advertising .....	5	(D)	(D)	(D)	BB
732	Consumer credit reporting agencies, mercantile reporting agencies, and adjustment and collection agencies .....	5	3 588	1 017	237	59
733	Mailing, reproduction, commercial art and photography, and stenographic services .....	6	1 903	538	146	23
734	Services to dwellings and other buildings .....	27	8 117	2 911	659	392
735	Miscellaneous equipment rental and leasing .....	19	18 240	2 798	902	163
736	Personnel supply services .....	7	3 885	2 570	506	212
737	Computer programming, data processing, and other computer related services .....	6	1 371	582	136	21
7371, 2, 3	Computer programming, prepackaged software, and integrated systems .....	2	(D)	(D)	(D)	AA
7374, 5, 6	Data processing services .....	3	(D)	(D)	(D)	AA
7377, 8, 9	Computer rental and leasing, maintenance, and related services, n.e.c. ....	1	(D)	(D)	(D)	AA
738	Miscellaneous business services .....	22	(D)	(D)	(D)	CC
<b>75</b>	<b>Automotive repair, services, and parking</b> .....	<b>81</b>	<b>25 065</b>	<b>5 837</b>	<b>1 327</b>	<b>403</b>
751	Automotive rental and leasing, without drivers .....	7	3 500	546	129	33
752	Automobile parking .....	—	—	—	—	—
753	Automotive repair shops .....	60	17 442	4 305	962	271
7532	Top, body, and upholstery repair shops and paint shops .....	16	6 745	1 814	461	119
7538	General automotive repair shops .....	23	5 654	1 270	232	71
7533, 4, 6, 7, 9	Other automotive repair shops .....	21	5 043	1 221	269	81
754	Automotive services, except repair .....	14	4 123	986	236	99
<b>76</b>	<b>Miscellaneous repair services</b> .....	<b>33</b>	<b>8 881</b>	<b>2 831</b>	<b>637</b>	<b>180</b>
762	Electrical repair shops .....	12	5 539	1 999	436	108
7622	Radio and television repair shops .....	2	(D)	(D)	(D)	AA
7623, 9	Other electrical and electronic repair shops .....	10	(D)	(D)	(D)	BB
763	Watch, clock, and jewelry repair .....	—	—	—	—	—
764	Reupholstery and furniture repair .....	4	(D)	(D)	(D)	AA
769	Miscellaneous repair and related services .....	17	(D)	(D)	(D)	BB
<b>78, 79, 84</b>	<b>Amusement and recreation services, including motion pictures and museums</b> .....	<b>33</b>	<b>13 324</b>	<b>2 450</b>	<b>560</b>	<b>259</b>
781, 2	Motion picture production, distribution, and services .....	2	(D)	(D)	(D)	AA
783	Motion picture theaters .....	3	2 846	441	110	42
784	Video tape rental .....	6	2 318	352	95	49
792	Theatrical producers (except motion picture), bands, orchestras, and entertainers .....	3	(D)	(D)	(D)	AA
793	Bowling centers .....	2	(D)	(D)	(D)	BB
79 ex. 792, 3, 84	Commercial sports and other amusement and recreation services, including museums .....	17	5 625	958	214	121
<b>80</b>	<b>Health services</b> .....	<b>270</b>	<b>196 006</b>	<b>76 739</b>	<b>17 266</b>	<b>3 936</b>
801	Offices and clinics of doctors of medicine .....	128	92 776	37 076	7 839	834
802	Offices and clinics of dentists .....	44	11 502	3 617	734	210
803	Offices and clinics of doctors of osteopathy .....	—	—	—	—	—
804	Offices and clinics of other health practitioners .....	41	11 047	3 500	856	170
805	Nursing and personal care facilities .....	28	49 610	20 239	4 777	1 970
806	Hospitals .....	2	(D)	(D)	(D)	EE
807, 8, 9	Other health services .....	27	(D)	(D)	(D)	EE
<b>81</b>	<b>Legal services</b> .....	<b>99</b>	<b>48 111</b>	<b>18 151</b>	<b>3 270</b>	<b>489</b>
<b>823, 4, 9</b>	<b>Selected educational services</b> .....	<b>7</b>	<b>1 863</b>	<b>615</b>	<b>155</b>	<b>64</b>

**Table 7a. Summary Statistics for Firms Subject to Federal Income Tax for Metropolitan Areas: 1992 — Con.**

[Includes only establishments with payroll. For meaning of abbreviations and symbols, see introductory text. For explanation of terms and comparability of 1987 and 1992 censuses, see appendix A. For definitions of CMSA's, MSA's, and PMSA's, see appendix D]

SIC code	Geographic area and kind of business or operation	Establishments (number)	Receipts (\$1,000)	Annual payroll (\$1,000)	First-quarter payroll (\$1,000)	Paid employees for pay period including March 12 (number)
<b>ALEXANDRIA, LA MSA — Con.</b>						
<b>83</b>	<b>Social services</b> .....	<b>40</b>	<b>5 884</b>	<b>2 408</b>	<b>565</b>	<b>245</b>
835	Child day care services .....	30	2 433	991	231	146
832, 3, 6, 9	Other social services .....	10	3 451	1 417	334	99
<b>87 ex. 8733</b>	<b>Engineering, accounting, research, management, and related services (except noncommercial research organizations)</b> .....	<b>77</b>	<b>43 375</b>	<b>16 899</b>	<b>3 515</b>	<b>884</b>
871	Engineering, architectural, and surveying services .....	20	13 020	6 072	1 218	234
872	Accounting, auditing, and bookkeeping services .....	32	(D)	(D)	(D)	CC
873 ex. 8733	Research, development, and testing services (except noncommercial research organizations) .....	1	(D)	(D)	(D)	AA
874	Management and public relations services .....	24	22 441	7 905	1 584	504
<b>89</b>	<b>Services, n.e.c.</b> .....	<b>4</b>	<b>(D)</b>	<b>(D)</b>	<b>(D)</b>	<b>AA</b>
<b>BATON ROUGE, LA MSA</b>						
	<b>Total</b> .....	<b>4 049</b>	<b>2 608 659</b>	<b>995 207</b>	<b>225 969</b>	<b>46 154</b>
<b>70 ex. 704</b>	<b>Hotels, rooming houses, camps, and other lodging places (except membership lodging)</b> .....	<b>63</b>	<b>(D)</b>	<b>(D)</b>	<b>(D)</b>	<b>GG</b>
7011	Hotels and motels .....	60	71 139	17 227	3 684	1 679
7011 pt.	Hotels .....	30	53 264	13 815	2 836	1 268
7011 pt.	Hotels, 25 guestrooms or more .....	26	52 752	13 522	2 776	1 223
7011 pt.	Hotels, less than 25 guestrooms .....	4	512	293	60	45
7011 pt.	Motels, motor hotels, and tourist courts .....	30	17 875	3 412	848	411
7011 pt.	Motels, tourist courts .....	26	12 845	2 546	612	311
7011 pt.	Motor hotels .....	4	5 030	866	236	100
702, 3	Other lodging places .....	3	(D)	(D)	(D)	AA
702	Rooming and boarding houses .....	—	—	—	—	—
703	Camps and recreational vehicle parks .....	3	(D)	(D)	(D)	AA
<b>72</b>	<b>Personal services</b> .....	<b>326</b>	<b>91 808</b>	<b>31 969</b>	<b>7 694</b>	<b>2 884</b>
721	Laundry, cleaning, and garment services .....	99	40 584	13 559	3 161	1 160
7211	Power laundries, family and commercial* .....	8	1 604	628	123	69
7213	Linen supply* .....	—	—	—	—	—
7215	Coin-operated laundries and drycleaning .....	8	(D)	(D)	(D)	BB
7216	Drycleaning plants, except rug cleaning* .....	59	16 184	5 637	1 301	546
7217	Carpet and upholstery cleaning .....	15	3 239	1 195	248	121
7218	Industrial laundrers* .....	4	(D)	(D)	(D)	EE
7212, 9	Other laundry, cleaning, and garment services* .....	5	311	103	26	14
7212	Garment pressing, and agents for laundries and drycleaners .....	2	(D)	(D)	(D)	AA
7219	Laundry and garment services, n.e.c.* .....	3	(D)	(D)	(D)	AA
722	Photographic studios, portrait .....	18	4 175	992	244	112
723, 4	Beauty and barber shops .....	133	22 705	10 114	2 356	868
723	Beauty shops .....	127	22 021	9 821	2 299	849
724	Barber shops .....	6	684	293	57	19
725	Shoe repair shops and shoeshine parlors .....	11	899	319	76	27
726	Funeral service and crematories .....	25	14 968	4 479	1 038	285
729	Miscellaneous personal services .....	40	8 477	2 506	819	432
7291	Tax return preparation services .....	11	1 849	961	415	251
7299	Miscellaneous personal services, n.e.c. .....	29	6 628	1 545	404	181
<b>73</b>	<b>Business services</b> .....	<b>674</b>	<b>511 195</b>	<b>205 979</b>	<b>49 160</b>	<b>14 162</b>
731	Advertising .....	43	22 866	6 036	1 539	365
7311	Advertising agencies .....	34	13 445	4 065	997	266
7312	Outdoor advertising services .....	3	(D)	(D)	(D)	BB
7313	Radio, television, publishers' advertising representatives .....	4	(D)	(D)	(D)	BB
7319	Advertising, n.e.c. .....	2	(D)	(D)	(D)	AA
732	Consumer credit reporting agencies, mercantile reporting agencies, and adjustment and collection agencies .....	21	9 850	2 707	642	169
7322	Adjustment and collection services .....	17	(D)	(D)	(D)	BB
7323	Credit reporting services .....	4	(D)	(D)	(D)	BB
733	Mailing, reproduction, commercial art and photography, and stenographic services .....	69	20 538	6 409	1 529	555
7331	Direct mail advertising services .....	9	2 334	652	178	82
7334	Photocopying and duplicating services .....	12	7 971	2 230	484	142
7335, 6	Commercial photography, art, and graphics .....	22	4 160	1 319	343	74
7335	Commercial photography .....	9	1 201	314	96	28
7336	Commercial art and graphic design .....	13	2 959	1 005	247	46
7338	Secretarial and court reporting services .....	26	6 073	2 208	524	257
734	Services to dwellings and other buildings .....	118	51 312	21 685	5 168	2 923
7342	Disinfecting and pest control services .....	34	10 471	3 845	900	217
7349	Building cleaning and maintenance services, n.e.c. .....	84	40 841	17 840	4 268	2 706
735	Miscellaneous equipment rental and leasing .....	82	118 564	35 376	8 284	1 407
7352	Medical equipment rental and leasing .....	4	1 651	258	90	19
7353	Heavy construction equipment rental and leasing .....	20	18 140	4 254	968	152
7359	Equipment rental and leasing, n.e.c. .....	58	98 773	30 864	7 226	1 236
736	Personnel supply services .....	71	104 616	75 993	18 711	5 507
7361	Employment agencies .....	18	4 656	2 534	841	154
7363	Help supply services .....	53	99 960	73 459	17 870	5 353
7363 pt.	Temporary help supply .....	35	63 059	44 481	10 627	3 846
7363 pt.	Help supply, except temporary .....	18	36 901	28 978	7 243	1 507

**Table 7a. Summary Statistics for Firms Subject to Federal Income Tax for Metropolitan Areas: 1992 — Con.**

[Includes only establishments with payroll. For meaning of abbreviations and symbols, see introductory text. For explanation of terms and comparability of 1987 and 1992 censuses, see appendix A. For definitions of CMSA's, MSA's, and PMSA's, see appendix D]

SIC code	Geographic area and kind of business or operation	Establishments (number)	Receipts (\$1,000)	Annual payroll (\$1,000)	First-quarter payroll (\$1,000)	Paid employees for pay period including March 12 (number)
<b>BATON ROUGE, LA MSA — Con.</b>						
<b>73</b>	<b>Business services — Con.</b>					
737	Computer programming, data processing, and other computer related services -----	99	94 667	23 732	5 308	896
7371, 2, 3	Computer programming, prepackaged software, and integrated systems -----	50	57 034	13 074	3 000	446
7371	Computer programming services -----	37	12 451	5 883	1 262	181
7372	Prepackaged software -----	6	(D)	(D)	(D)	CC
7373	Computer integrated systems -----	7	(D)	(D)	(D)	BB
7374, 5, 6	Data processing services -----	23	22 846	6 248	1 364	267
7374, 5	Computer processing, information retrieval -----	22	(D)	(D)	(D)	CC
7376	Computer facilities management services -----	1	(D)	(D)	(D)	BB
7377, 8, 9	Computer rental and leasing, maintenance, and related services, n.e.c. -----	26	14 787	4 410	944	183
7377	Computer rental and leasing -----	3	(D)	(D)	(D)	AA
7378	Computer maintenance and repair -----	14	11 847	3 523	731	145
7379	Computer related services, n.e.c. -----	9	(D)	(D)	(D)	BB
738	Miscellaneous business services -----	171	88 782	34 041	7 979	2 340
7381, 2	Detective agencies and protective services -----	35	25 396	12 898	3 032	1 066
7381	Detective, guard, and armored car services -----	27	16 765	10 133	2 396	959
7382	Security systems services -----	8	8 631	2 765	636	107
7383	News syndicates -----	3	(D)	(D)	(D)	AA
7384	Photofinishing laboratories* -----	13	3 089	967	217	76
7389	Business services, n.e.c. -----	120	(D)	(D)	(D)	GG
7389 pt.	Sign painting shops -----	4	(D)	(D)	(D)	AA
7389 pt.	Interior designing -----	5	2 241	471	108	28
7389 pt.	Telephone answering services -----	14	3 215	1 577	393	175
7389 pt.	Other business services -----	97	53 283	17 780	4 149	976
<b>75</b>	<b>Automotive repair, services, and parking -----</b>	<b>345</b>	<b>112 163</b>	<b>28 972</b>	<b>6 737</b>	<b>1 668</b>
751	Automotive rental and leasing, without drivers -----	17	13 821	1 751	435	109
7513	Truck rental and leasing, without drivers -----	6	(D)	(D)	(D)	BB
7514, 5	Passenger car rental and leasing -----	10	(D)	(D)	(D)	BB
7514	Passenger car rental -----	9	8 648	1 033	264	67
7515	Passenger car leasing -----	1	(D)	(D)	(D)	AA
7519	Utility trailer and recreational vehicle rental -----	1	(D)	(D)	(D)	AA
752	Automobile parking -----	18	2 049	90	19	12
753	Automotive repair shops -----	260	84 795	23 462	5 564	1 321
7532	Top, body, and upholstery repair shops and paint shops -----	56	21 719	6 127	1 480	319
7532 pt.	Top and body repair shops -----	50	19 702	5 491	1 337	287
7532 pt.	Paint shops -----	6	2 017	636	143	32
7538	General automotive repair shops -----	127	43 886	12 730	3 040	722
7538 pt.	General automotive repair shops, except diesel -----	111	34 219	9 750	2 300	579
7538 pt.	Diesel repair shops -----	16	9 667	2 980	740	143
7533, 4, 6, 7, 9	Other automotive repair shops -----	77	19 190	4 605	1 044	280
7533	Automotive exhaust system repair shops -----	15	3 827	1 043	222	60
7534	Tire retreading and repair shops -----	2	(D)	(D)	(D)	AA
7536	Automotive glass replacement shops -----	13	3 900	656	140	37
7537	Automotive transmission repair shops -----	23	5 215	1 549	372	95
7539	Automotive repair shops, n.e.c. -----	24	(D)	(D)	(D)	BB
7539 pt.	Radiator repair -----	8	1 747	270	65	22
7539 pt.	Brake, front end, and wheel alignment -----	5	(D)	(D)	(D)	AA
7539 pt.	Automotive electrical and fuel system services -----	8	1 737	480	118	31
7539 pt.	Other automotive repair shops, n.e.c. -----	3	(D)	(D)	(D)	AA
754	Automotive services, except repair -----	50	11 498	3 669	719	226
7542	Carwashes -----	14	3 010	1 047	206	89
7549	Automotive services, except repair and carwashes -----	36	8 488	2 622	513	137
<b>76</b>	<b>Miscellaneous repair services -----</b>	<b>199</b>	<b>117 255</b>	<b>35 465</b>	<b>8 197</b>	<b>1 553</b>
762	Electrical repair shops -----	63	33 855	10 105	2 361	470
7622	Radio and television repair shops -----	13	1 902	427	171	42
7623, 9	Other electrical and electronic repair shops -----	50	31 953	9 678	2 190	428
7623	Refrigeration and air-conditioning service and repair shops -----	15	7 793	1 895	370	62
7629	Electrical and electronic repair shops, n.e.c. -----	35	24 160	7 783	1 820	366
763	Watch, clock, and jewelry repair -----	3	357	42	9	5
764	Reupholstery and furniture repair -----	13	1 781	565	135	40
769	Miscellaneous repair and related services -----	120	81 262	24 753	5 692	1 038
7692	Welding repair -----	8	2 040	473	124	29
7694	Armature rewinding shops -----	8	10 095	3 496	767	118
7699	Repair shops and related services, n.e.c. -----	104	69 127	20 784	4 801	891
<b>78, 79, 84</b>	<b>Amusement and recreation services, including motion pictures and museums -----</b>	<b>178</b>	<b>84 240</b>	<b>15 929</b>	<b>3 231</b>	<b>1 571</b>
781, 2	Motion picture production, distribution, and services -----	12	(D)	(D)	(D)	BB
783	Motion picture theaters -----	7	(D)	(D)	(D)	CC
7832	Motion picture theaters, except drive-in -----	6	(D)	(D)	(D)	CC
7833	Drive-in motion picture theaters -----	1	(D)	(D)	(D)	AA
784	Video tape rental -----	48	10 216	1 688	413	289
792	Theatrical producers (except motion picture), bands, orchestras, and entertainers -----	7	(D)	(D)	(D)	BB
7922	Theatrical producers (except motion picture) and miscellaneous theatrical services -----	5	(D)	(D)	(D)	AA
7929	Bands, orchestras, actors, and other entertainers and entertainment groups -----	2	(D)	(D)	(D)	AA
793	Bowling centers -----	3	(D)	(D)	(D)	BB

**Table 7a. Summary Statistics for Firms Subject to Federal Income Tax for Metropolitan Areas: 1992—Con.**

[Includes only establishments with payroll. For meaning of abbreviations and symbols, see introductory text. For explanation of terms and comparability of 1987 and 1992 censuses, see appendix A. For definitions of CMSA's, MSA's, and PMSA's, see appendix D]

SIC code	Geographic area and kind of business or operation	Establishments (number)	Receipts (\$1,000)	Annual payroll (\$1,000)	First-quarter payroll (\$1,000)	Paid employees for pay period including March 12 (number)
<b>BATON ROUGE, LA MSA—Con.</b>						
<b>78, 79, 84</b>	<b>Amusement and recreation services, including motion pictures and museums—Con.</b>					
79 ex. 792, 3; 84	Commercial sports and other amusement and recreation services, including museums -----	101	56 519	10 766	2 013	976
794	Commercial sports -----	4	796	133	39	8
7941	Professional sports clubs, managers, promoters -----	1	(D)	(D)	(D)	AA
7948	Racing, including track operation -----	3	(D)	(D)	(D)	AA
79 ex. 792, 3, 4; 84	Other amusement and recreation services, including museums ----	97	55 723	10 633	1 974	968
791	Dance studios, schools, and halls -----	10	(D)	(D)	(D)	BB
7991	Physical fitness facilities -----	22	7 743	2 502	573	341
7992	Public golf courses -----	-	-	-	-	-
7993	Coin-operated amusement devices -----	7	2 266	270	46	19
7996	Amusement parks -----	3	(D)	(D)	(D)	CC
7997	Membership sports and recreation clubs -----	14	4 137	841	157	79
7999, 84	Amusement and recreation services, including museums, n.e.c. -	41	35 956	5 645	921	376
7999 pt.	Concession operators of amusement devices and rides -----	1	(D)	(D)	(D)	AA
7999 pt., 84	Carnivals, circuses, and fairs -----	1	(D)	(D)	(D)	AA
	Other recreation and amusements, including museums -----	39	(D)	(D)	(D)	EE
<b>80</b>	<b>Health services -----</b>	<b>885</b>	<b>741 898</b>	<b>303 278</b>	<b>64 638</b>	<b>11 030</b>
801	Offices and clinics of doctors of medicine -----	387	355 764	161 635	31 773	3 093
8011 pt.	Offices of doctors of medicine -----	372	341 093	155 544	30 559	2 908
8011 pt.	General medical clinics -----	15	14 671	6 091	1 214	185
802	Offices and clinics of dentists -----	228	68 367	22 886	4 911	1 124
803	Offices and clinics of doctors of osteopathy -----	-	-	-	-	-
804	Offices and clinics of other health practitioners -----	128	27 513	9 595	2 045	469
8041	Offices and clinics of chiropractors -----	50	9 056	2 825	708	179
8042	Offices and clinics of optometrists -----	19	6 448	2 063	277	76
8043	Offices and clinics of podiatrists -----	7	1 735	850	208	27
8049	Offices and clinics of health practitioners, n.e.c. -----	52	10 274	3 857	852	187
805	Nursing and personal care facilities -----	30	65 907	27 728	6 571	2 683
8051	Skilled nursing care facilities -----	19	51 758	21 988	5 174	2 147
8052	Intermediate care facilities -----	6	(D)	(D)	(D)	EE
8059	Nursing and personal care facilities, n.e.c. -----	5	(D)	(D)	(D)	CC
806	Hospitals -----	6	105 184	37 494	9 191	1 551
8062	General medical and surgical hospitals -----	2	(D)	(D)	(D)	FF
8063, 9	Specialty hospitals -----	4	(D)	(D)	(D)	FF
807, 8, 9	Other health services -----	106	119 163	43 940	10 147	2 110
807	Medical and dental laboratories -----	33	46 591	14 243	3 754	649
8071	Medical laboratories -----	18	42 930	12 651	3 416	572
8072	Dental laboratories -----	15	3 661	1 592	338	77
808	Home health care services -----	39	41 181	21 272	4 121	1 178
809	Miscellaneous health and allied services, n.e.c. -----	34	31 391	8 425	2 272	283
8092	Kidney dialysis centers -----	5	(D)	(D)	(D)	CC
8093	Specialty outpatient facilities, n.e.c. -----	19	12 998	3 836	1 325	110
8099	Health and allied services, n.e.c. -----	10	(D)	(D)	(D)	BB
<b>81</b>	<b>Legal services -----</b>	<b>468</b>	<b>211 818</b>	<b>72 106</b>	<b>15 188</b>	<b>2 350</b>
<b>823, 4, 9</b>	<b>Selected educational services -----</b>	<b>51</b>	<b>16 254</b>	<b>5 962</b>	<b>1 255</b>	<b>362</b>
823	Libraries -----	3	(D)	(D)	(D)	AA
824	Vocational schools -----	20	10 336	3 893	853	186
829	Schools and educational services, n.e.c. -----	28	(D)	(D)	(D)	CC
<b>83</b>	<b>Social services -----</b>	<b>172</b>	<b>27 532</b>	<b>12 366</b>	<b>2 760</b>	<b>1 367</b>
835	Child day care services -----	129	17 214	7 733	1 728	1 055
832, 3, 6, 9	Other social services -----	43	10 318	4 633	1 032	312
<b>87 ex. 8733</b>	<b>Engineering, accounting, research, management, and related services (except noncommercial research organizations) -----</b>	<b>650</b>	<b>602 430</b>	<b>256 827</b>	<b>61 199</b>	<b>7 236</b>
871	Engineering, architectural, and surveying services -----	264	452 380	188 075	46 148	4 693
8711	Engineering services -----	192	423 481	175 154	43 509	4 273
8712	Architectural services -----	58	20 478	8 654	1 775	253
8713	Surveying services -----	14	8 421	4 267	864	167
872	Accounting, auditing, and bookkeeping services -----	185	43 195	17 321	3 669	723
873 ex. 8733	Research, development, and testing services (except noncommercial research organizations) -----	34	27 260	13 714	2 975	535
8731	Commercial physical and biological research -----	6	(D)	(D)	(D)	AA
8732	Commercial economic, sociological, and educational research ----	3	(D)	(D)	(D)	BB
8734	Testing laboratories -----	25	24 822	12 684	2 775	498
874	Management and public relations services -----	167	79 595	37 717	8 407	1 285
8741	Management services -----	42	38 586	20 686	4 654	657
8742	Management consulting services -----	70	26 098	11 866	2 649	343
8743	Public relations services -----	11	(D)	(D)	(D)	BB
8744	Facilities support management services -----	1	(D)	(D)	(D)	AA
8748	Business consulting services, n.e.c. -----	43	11 384	3 738	803	244
<b>89</b>	<b>Services, n.e.c. -----</b>	<b>38</b>	<b>(D)</b>	<b>(D)</b>	<b>(D)</b>	<b>EE</b>

**Table 7a. Summary Statistics for Firms Subject to Federal Income Tax for Metropolitan Areas: 1992—Con.**

[Includes only establishments with payroll. For meaning of abbreviations and symbols, see introductory text. For explanation of terms and comparability of 1987 and 1992 censuses, see appendix A. For definitions of CMSA's, MSA's, and PMSA's, see appendix D]

SIC code	Geographic area and kind of business or operation	Establishments (number)	Receipts (\$1,000)	Annual payroll (\$1,000)	First-quarter payroll (\$1,000)	Paid employees for pay period including March 12 (number)
<b>HOUMA, LA MSA</b>						
	<b>Total</b> .....	<b>1 063</b>	<b>560 250</b>	<b>235 434</b>	<b>48 826</b>	<b>11 132</b>
<b>70 ex. 704</b>	<b>Hotels, rooming houses, camps, and other lodging places (except membership lodging)</b> .....	<b>20</b>	<b>(D)</b>	<b>(D)</b>	<b>(D)</b>	<b>EE</b>
7011	Hotels and motels .....	18	11 858	3 084	700	370
7011 pt.	Hotels .....	5	4 947	1 479	327	175
7011 pt.	Motels, motor hotels, and tourist courts .....	13	6 911	1 605	373	195
702, 3	Other lodging places .....	2	(D)	(D)	(D)	AA
<b>72</b>	<b>Personal services</b> .....	<b>81</b>	<b>17 290</b>	<b>4 994</b>	<b>1 223</b>	<b>403</b>
721	Laundry, cleaning, and garment services .....	18	6 731	2 199	523	183
7211	Power laundries, family and commercial* .....	3	(D)	(D)	(D)	AA
7213	Linen supply* .....	1	(D)	(D)	(D)	AA
7215	Coin-operated laundries and drycleaning .....	3	284	28	6	6
7216	Drycleaning plants, except rug cleaning* .....	9	1 657	719	165	76
7217	Carpet and upholstery cleaning .....	—	—	—	—	—
7218	Industrial laundriers* .....	1	(D)	(D)	(D)	BB
7212, 9	Other laundry, cleaning, and garment services* .....	1	(D)	(D)	(D)	AA
722	Photographic studios, portrait .....	8	1 063	202	60	24
723, 4	Beauty and barber shops .....	31	2 705	767	198	95
723	Beauty shops .....	27	2 625	742	192	91
724	Barber shops .....	4	80	25	6	4
725	Shoe repair shops and shoeshine parlors .....	1	(D)	(D)	(D)	AA
726	Funeral service and crematories .....	12	5 163	1 485	323	58
729	Miscellaneous personal services .....	11	(D)	(D)	(D)	BB
<b>73</b>	<b>Business services</b> .....	<b>166</b>	<b>153 672</b>	<b>66 456</b>	<b>15 784</b>	<b>4 302</b>
731	Advertising .....	4	(D)	(D)	(D)	AA
732	Consumer credit reporting agencies, mercantile reporting agencies, and adjustment and collection agencies .....	8	1 446	412	89	24
733	Mailing, reproduction, commercial art and photography, and stenographic services .....	8	2 084	664	168	41
734	Services to dwellings and other buildings .....	25	5 962	2 321	571	239
735	Miscellaneous equipment rental and leasing .....	50	55 719	15 544	3 973	580
736	Personnel supply services .....	27	65 100	42 261	9 642	3 025
737	Computer programming, data processing, and other computer related services .....	5	(D)	(D)	(D)	BB
7371, 2, 3	Computer programming, prepackaged software, and integrated systems .....	4	(D)	(D)	(D)	BB
7374, 5, 6	Data processing services .....	1	(D)	(D)	(D)	AA
7377, 8, 9	Computer rental and leasing, maintenance, and related services, n.e.c. ....	—	—	—	—	—
738	Miscellaneous business services .....	39	(D)	(D)	(D)	EE
<b>75</b>	<b>Automotive repair, services, and parking</b> .....	<b>87</b>	<b>32 610</b>	<b>8 435</b>	<b>1 944</b>	<b>439</b>
751	Automotive rental and leasing, without drivers .....	6	1 325	285	62	16
752	Automobile parking .....	—	—	—	—	—
753	Automotive repair shops .....	74	28 369	7 483	1 728	362
7532	Top, body, and upholstery repair shops and paint shops .....	13	3 933	1 021	249	74
7538	General automotive repair shops .....	41	18 625	5 164	1 173	231
7533, 4, 6, 7, 9	Other automotive repair shops .....	20	5 811	1 298	306	57
754	Automotive services, except repair .....	7	2 916	667	154	61
<b>76</b>	<b>Miscellaneous repair services</b> .....	<b>89</b>	<b>42 310</b>	<b>13 023</b>	<b>3 108</b>	<b>622</b>
762	Electrical repair shops .....	22	8 827	2 792	730	133
7622	Radio and television repair shops .....	4	280	58	9	5
7623, 9	Other electrical and electronic repair shops .....	18	8 547	2 734	721	128
763	Watch, clock, and jewelry repair .....	2	(D)	(D)	(D)	AA
764	Reupholstery and furniture repair .....	7	867	174	43	15
769	Miscellaneous repair and related services .....	58	(D)	(D)	(D)	EE
<b>78, 79, 84</b>	<b>Amusement and recreation services, including motion pictures and museums</b> .....	<b>81</b>	<b>18 028</b>	<b>4 201</b>	<b>911</b>	<b>471</b>
781, 2	Motion picture production, distribution, and services .....	1	(D)	(D)	(D)	AA
783	Motion picture theaters .....	5	(D)	(D)	(D)	BB
784	Video tape rental .....	20	3 449	746	179	91
792	Theatrical producers (except motion picture), bands, orchestras, and entertainers .....	—	—	—	—	—
793	Bowling centers .....	7	(D)	(D)	(D)	BB
79 ex. 792, 3, 84	Commercial sports and other amusement and recreation services, including museums .....	48	9 584	2 427	497	243
<b>80</b>	<b>Health services</b> .....	<b>262</b>	<b>179 725</b>	<b>84 101</b>	<b>17 192</b>	<b>2 672</b>
801	Offices and clinics of doctors of medicine .....	121	104 542	56 136	10 748	938
802	Offices and clinics of dentists .....	67	16 906	5 897	1 249	276
803	Offices and clinics of doctors of osteopathy .....	—	—	—	—	—
804	Offices and clinics of other health practitioners .....	37	10 330	3 448	866	159
805	Nursing and personal care facilities .....	8	19 625	7 345	2 037	759
806	Hospitals .....	1	(D)	(D)	(D)	CC
807, 8, 9	Other health services .....	28	(D)	(D)	(D)	EE
<b>81</b>	<b>Legal services</b> .....	<b>109</b>	<b>52 312</b>	<b>29 193</b>	<b>2 589</b>	<b>432</b>
<b>823, 4, 9</b>	<b>Selected educational services</b> .....	<b>3</b>	<b>(D)</b>	<b>(D)</b>	<b>(D)</b>	<b>AA</b>

**Table 7a. Summary Statistics for Firms Subject to Federal Income Tax for Metropolitan Areas: 1992 — Con.**

[Includes only establishments with payroll. For meaning of abbreviations and symbols, see introductory text. For explanation of terms and comparability of 1987 and 1992 censuses, see appendix A. For definitions of CMSA's, MSA's, and PMSA's, see appendix D]

SIC code	Geographic area and kind of business or operation	Establishments (number)	Receipts (\$1,000)	Annual payroll (\$1,000)	First-quarter payroll (\$1,000)	Paid employees for pay period including March 12 (number)
<b>HOUMA, LA MSA — Con.</b>						
<b>83</b>	<b>Social services .....</b>	<b>33</b>	<b>2 963</b>	<b>1 152</b>	<b>276</b>	<b>161</b>
835	Child day care services .....	26	2 012	862	218	129
832, 3, 6, 9	Other social services .....	7	951	290	58	32
<b>87 ex. 8733</b>	<b>Engineering, accounting, research, management, and related services (except noncommercial research organizations) .....</b>	<b>123</b>	<b>47 367</b>	<b>20 094</b>	<b>4 918</b>	<b>1 214</b>
871	Engineering, architectural, and surveying services .....	37	18 295	7 044	1 545	281
872	Accounting, auditing, and bookkeeping services .....	55	10 305	4 366	1 001	264
873 ex. 8733	Research, development, and testing services (except noncommercial research organizations) .....	7	4 998	2 943	721	105
874	Management and public relations services .....	24	13 769	5 741	1 651	564
<b>89</b>	<b>Services, n.e.c. ....</b>	<b>9</b>	<b>(D)</b>	<b>(D)</b>	<b>(D)</b>	<b>BB</b>
<b>LAFAYETTE, LA MSA</b>						
	<b>Total .....</b>	<b>2 639</b>	<b>1 378 632</b>	<b>521 389</b>	<b>112 063</b>	<b>23 547</b>
<b>70 ex. 704</b>	<b>Hotels, rooming houses, camps, and other lodging places (except membership lodging) .....</b>	<b>39</b>	<b>33 222</b>	<b>7 988</b>	<b>1 659</b>	<b>874</b>
7011	Hotels and motels .....	30	32 002	7 678	1 607	831
7011 pt.	Hotels .....	13	23 102	5 828	1 277	665
7011 pt.	Hotels, 25 guestrooms or more .....	12	(D)	(D)	(D)	FF
7011 pt.	Hotels, less than 25 guestrooms .....	1	(D)	(D)	(D)	AA
7011 pt.	Motels, motor hotels, and tourist courts .....	17	8 900	1 850	330	166
7011 pt.	Motels, tourist courts .....	13	4 335	915	142	75
7011 pt.	Motor hotels .....	4	4 565	935	188	91
702, 3	Other lodging places .....	9	1 220	310	52	43
702	Rooming and boarding houses .....	1	(D)	(D)	(D)	AA
703	Camps and recreational vehicle parks .....	8	(D)	(D)	(D)	BB
<b>72</b>	<b>Personal services .....</b>	<b>206</b>	<b>42 934</b>	<b>13 029</b>	<b>3 044</b>	<b>1 187</b>
721	Laundry, cleaning, and garment services .....	61	14 878	4 094	950	380
7211	Power laundries, family and commercial* .....	6	2 396	700	165	78
7213	Linen supply* .....	1	(D)	(D)	(D)	AA
7215	Coin-operated laundries and drycleaning .....	10	1 616	582	122	64
7216	Drycleaning plants, except rug cleaning* .....	31	3 735	1 311	309	146
7217	Carpet and upholstery cleaning .....	7	673	207	46	15
7218	Industrial laundries* .....	1	(D)	(D)	(D)	BB
7212, 9	Other laundry, cleaning, and garment services* .....	5	(D)	(D)	(D)	BB
7212	Garment pressing, and agents for laundries and drycleaners .....	2	(D)	(D)	(D)	BB
7219	Laundry and garment services, n.e.c.* .....	3	202	24	9	5
722	Photographic studios, portrait .....	10	1 908	401	90	37
723, 4	Beauty and barber shops .....	87	10 028	3 798	913	385
723	Beauty shops .....	80	8 878	3 572	858	359
724	Barber shops .....	7	1 150	226	55	26
725	Shoe repair shops and shoeshine parlors .....	3	338	103	23	10
726	Funeral service and crematories .....	23	10 715	3 296	677	178
729	Miscellaneous personal services .....	22	5 067	1 337	391	197
7291	Tax return preparation services .....	11	974	413	181	139
7299	Miscellaneous personal services, n.e.c. ....	11	4 093	924	210	58
<b>73</b>	<b>Business services .....</b>	<b>429</b>	<b>321 649</b>	<b>112 148</b>	<b>24 148</b>	<b>6 082</b>
731	Advertising .....	19	9 888	3 413	769	149
7311	Advertising agencies .....	12	6 973	2 632	575	103
7312	Outdoor advertising services .....	5	(D)	(D)	(D)	BB
7313	Radio, television, publishers' advertising representatives .....	2	(D)	(D)	(D)	BB
7319	Advertising, n.e.c. ....	-	-	-	-	-
732	Consumer credit reporting agencies, mercantile reporting agencies, and adjustment and collection agencies .....	9	2 643	1 215	292	73
7322	Adjustment and collection services .....	7	(D)	(D)	(D)	BB
7323	Credit reporting services .....	2	(D)	(D)	(D)	BB
733	Mailing, reproduction, commercial art and photography, and stenographic services .....	32	6 518	1 688	388	144
7331	Direct mail advertising services .....	1	(D)	(D)	(D)	AA
7334	Photocopying and duplicating services .....	6	3 892	987	228	74
7335, 6	Commercial photography, art, and graphics .....	11	(D)	(D)	(D)	BB
7335	Commercial photography .....	3	(D)	(D)	(D)	AA
7336	Commercial art and graphic design .....	8	(D)	(D)	(D)	AA
7338	Secretarial and court reporting services .....	14	1 710	419	96	45
734	Services to dwellings and other buildings .....	68	15 419	4 844	1 097	493
7342	Disinfecting and pest control services .....	26	8 392	2 810	617	167
7349	Building cleaning and maintenance services, n.e.c. ....	42	7 027	2 034	480	326
735	Miscellaneous equipment rental and leasing .....	127	191 302	57 271	13 443	1 981
7352	Medical equipment rental and leasing .....	6	2 745	1 086	266	42
7353	Heavy construction equipment rental and leasing .....	18	30 778	7 996	1 710	279
7359	Equipment rental and leasing, n.e.c. ....	103	157 779	48 189	11 467	1 660
736	Personnel supply services .....	38	34 770	23 674	3 988	2 067
7361	Employment agencies .....	11	3 189	1 919	275	133
7363	Help supply services .....	27	31 581	21 755	3 713	1 934
7363 pt.	Temporary help supply .....	18	16 149	10 682	2 781	1 426
7363 pt.	Help supply, except temporary .....	9	15 432	11 073	932	508

**Table 7a. Summary Statistics for Firms Subject to Federal Income Tax for Metropolitan Areas: 1992—Con.**

[Includes only establishments with payroll. For meaning of abbreviations and symbols, see introductory text. For explanation of terms and comparability of 1987 and 1992 censuses, see appendix A. For definitions of CMSA's, MSA's, and PMSA's, see appendix D]

SIC code	Geographic area and kind of business or operation	Establishments (number)	Receipts (\$1,000)	Annual payroll (\$1,000)	First-quarter payroll (\$1,000)	Paid employees for pay period including March 12 (number)
	<b>LAFAYETTE, LA MSA—Con.</b>					
<b>73</b>	<b>Business services—Con.</b>					
737	Computer programming, data processing, and other computer related services -----	33	11 312	4 998	977	155
7371, 2, 3	Computer programming, prepackaged software, and integrated systems -----	20	5 073	1 884	381	66
7371	Computer programming services -----	15	2 618	1 080	191	45
7372	Prepackaged software -----	4	(D)	(D)	(D)	AA
7373	Computer integrated systems -----	1	(D)	(D)	(D)	AA
7374, 5, 6	Data processing services -----	8	5 400	2 680	499	72
7374, 5	Computer processing, information retrieval -----	8	5 400	2 680	499	72
7376	Computer facilities management services -----	—	—	—	—	—
7377, 8, 9	Computer rental and leasing, maintenance, and related services, n.e.c. -----	5	839	434	97	17
7377	Computer rental and leasing -----	—	—	—	—	—
7378	Computer maintenance and repair -----	5	839	434	97	17
7379	Computer related services, n.e.c. -----	—	—	—	—	—
738	Miscellaneous business services -----	103	49 797	15 045	3 194	1 020
7381, 2	Detective agencies and protective services -----	19	6 479	3 137	750	298
7381	Detective, guard, and armored car services -----	17	(D)	(D)	(D)	EE
7382	Security systems services -----	2	(D)	(D)	(D)	AA
7383	News syndicates -----	—	—	—	—	—
7384	Photofinishing laboratories* -----	8	4 816	1 716	358	107
7389	Business services, n.e.c. -----	76	38 502	10 192	2 086	615
7389 pt.	Sign painting shops -----	4	(D)	(D)	(D)	AA
7389 pt.	Interior designing -----	6	790	95	31	30
7389 pt.	Telephone answering services -----	9	1 760	1 017	254	110
7389 pt.	Other business services -----	57	(D)	(D)	(D)	EE
<b>75</b>	<b>Automotive repair, services, and parking -----</b>	<b>202</b>	<b>58 824</b>	<b>13 215</b>	<b>3 080</b>	<b>993</b>
751	Automotive rental and leasing, without drivers -----	10	8 416	1 383	332	129
7513	Truck rental and leasing, without drivers -----	1	(D)	(D)	(D)	AA
7514, 5	Passenger car rental and leasing -----	9	(D)	(D)	(D)	CC
7514	Passenger car rental -----	7	(D)	(D)	(D)	CC
7515	Passenger car leasing -----	2	(D)	(D)	(D)	AA
7519	Utility trailer and recreational vehicle rental -----	—	—	—	—	—
752	Automobile parking -----	1	(D)	(D)	(D)	AA
753	Automotive repair shops -----	168	44 510	10 446	2 413	734
7532	Top, body, and upholstery repair shops and paint shops -----	31	10 072	3 134	671	247
7532 pt.	Top and body repair shops -----	27	13 327	2 880	622	230
7532 pt.	Paint shops -----	4	745	254	49	17
7538	General automotive repair shops -----	94	16 941	3 972	963	278
7538 pt.	General automotive repair shops, except diesel -----	84	12 764	2 906	693	220
7538 pt.	Diesel repair shops -----	10	4 177	1 066	270	58
7533, 4, 6, 7, 9	Other automotive repair shops -----	43	13 497	3 340	779	209
7533	Automotive exhaust system repair shops -----	5	2 235	544	126	44
7534	Tire retreading and repair shops -----	3	(D)	(D)	(D)	AA
7536	Automotive glass replacement shops -----	6	1 627	484	94	20
7537	Automotive transmission repair shops -----	6	1 604	494	122	24
7539	Automotive repair shops, n.e.c. -----	23	(D)	(D)	(D)	CC
7539 pt.	Radiator repair -----	5	1 915	546	125	40
7539 pt.	Brake, front end, and wheel alignment -----	10	2 787	642	156	43
7539 pt.	Automotive electrical and fuel system services -----	5	587	138	34	11
7539 pt.	Other automotive repair shops, n.e.c. -----	3	(D)	(D)	(D)	AA
754	Automotive services, except repair -----	23	(D)	(D)	(D)	CC
7542	Carwashes -----	9	(D)	(D)	(D)	BB
7549	Automotive services, except repair and carwashes -----	14	3 918	979	240	69
<b>76</b>	<b>Miscellaneous repair services -----</b>	<b>142</b>	<b>66 314</b>	<b>26 640</b>	<b>6 062</b>	<b>1 136</b>
762	Electrical repair shops -----	42	16 614	7 721	1 870	349
7622	Radio and television repair shops -----	10	1 360	472	99	27
7623, 9	Other electrical and electronic repair shops -----	32	15 254	7 249	1 771	322
7623	Refrigeration and air-conditioning service and repair shops -----	12	2 944	1 160	243	49
7629	Electrical and electronic repair shops, n.e.c. -----	20	12 310	6 089	1 528	273
763	Watch, clock, and jewelry repair -----	1	(D)	(D)	(D)	AA
764	Reupholstery and furniture repair -----	5	(D)	(D)	(D)	AA
769	Miscellaneous repair and related services -----	94	48 832	18 740	4 154	773
7692	Welding repair -----	20	5 271	1 508	377	88
7694	Armature rewinding shops -----	3	(D)	(D)	(D)	AA
7699	Repair shops and related services, n.e.c. -----	71	(D)	(D)	(D)	FF
<b>78, 79, 84</b>	<b>Amusement and recreation services, including motion pictures and museums -----</b>	<b>118</b>	<b>45 102</b>	<b>9 752</b>	<b>2 156</b>	<b>964</b>
781, 2	Motion picture production, distribution, and services -----	4	(D)	(D)	(D)	AA
783	Motion picture theaters -----	8	6 403	846	200	102
7832	Motion picture theaters, except drive-in -----	8	6 403	846	200	102
7833	Drive-in motion picture theaters -----	—	—	—	—	—
784	Video tape rental -----	22	4 655	1 075	265	132
792	Theatrical producers (except motion picture), bands, orchestras, and entertainers -----	3	(D)	(D)	(D)	AA
7922	Theatrical producers (except motion picture) and miscellaneous theatrical services -----	—	—	—	—	—
7929	Bands, orchestras, actors, and other entertainers and entertainment groups -----	3	(D)	(D)	(D)	AA
793	Bowling centers -----	2	(D)	(D)	(D)	BB



**Table 7a. Summary Statistics for Firms Subject to Federal Income Tax for Metropolitan Areas: 1992—Con.**

[Includes only establishments with payroll. For meaning of abbreviations and symbols, see introductory text. For explanation of terms and comparability of 1987 and 1992 censuses, see appendix A. For definitions of CMSA's, MSA's, and PMSA's, see appendix D]

SIC code	Geographic area and kind of business or operation	Establishments (number)	Receipts (\$1,000)	Annual payroll (\$1,000)	First-quarter payroll (\$1,000)	Paid employees for pay period including March 12 (number)
<b>LAFAYETTE, LA MSA—Con.</b>						
<b>78, 79, 84</b>	<b>Amusement and recreation services, including motion pictures and museums—Con.</b>					
79 ex. 792, 3; 84	Commercial sports and other amusement and recreation services, including museums -----	79	31 263	6 859	1 438	615
794	Commercial sports -----	6	(D)	(D)	(D)	BB
7941	Professional sports clubs, managers, promoters -----	—	—	—	—	—
7948	Racing, including track operation -----	6	(D)	(D)	(D)	BB
79 ex. 792, 3, 4; 84	Other amusement and recreation services, including museums ----	73	(D)	(D)	(D)	FF
791	Dance studios, schools, and halls -----	15	1 599	382	89	68
7991	Physical fitness facilities -----	1	6 633	1 929	434	204
7992	Public golf courses -----	8	(D)	(D)	(D)	AA
7993	Coin-operated amusement devices -----	9	2 463	419	83	33
7996	Amusement parks -----	2	(D)	(D)	(D)	AA
7997	Membership sports and recreation clubs -----	12	4 965	1 453	281	108
7999, 84	Amusement and recreation services, including museums, n.e.c. -	26	(D)	(D)	(D)	CC
7999 pt.	Concession operators of amusement devices and rides -----	2	(D)	(D)	(D)	AA
7999 pt.	Carnivals, circuses, and fairs -----	1	(D)	(D)	(D)	AA
7999 pt., 84	Other recreation and amusements, including museums -----	23	5 107	790	205	97
<b>80</b>	<b>Health services -----</b>	<b>638</b>	<b>449 664</b>	<b>183 601</b>	<b>38 650</b>	<b>7 050</b>
801	Offices and clinics of doctors of medicine -----	306	198 103	97 451	18 843	1 814
8011 pt.	Offices of doctors of medicine -----	299	189 383	94 915	18 348	1 762
8011 pt.	General medical clinics -----	7	8 720	2 536	495	52
802	Offices and clinics of dentists -----	138	35 867	12 641	2 674	672
803	Offices and clinics of doctors of osteopathy -----	—	—	—	—	—
804	Offices and clinics of other health practitioners -----	87	21 348	7 465	1 678	330
8041	Offices and clinics of chiropractors -----	24	4 527	1 250	264	83
8042	Offices and clinics of optometrists -----	19	3 897	1 241	276	73
8043	Offices and clinics of podiatrists -----	4	1 636	172	37	17
8049	Offices and clinics of health practitioners, n.e.c. -----	40	11 288	4 802	1 101	157
805	Nursing and personal care facilities -----	23	50 122	21 367	5 429	2 140
8051	Skilled nursing care facilities -----	17	36 202	16 126	3 659	1 588
8052	Intermediate care facilities -----	2	(D)	(D)	(D)	CC
8059	Nursing and personal care facilities, n.e.c. -----	4	(D)	(D)	(D)	EE
806	Hospitals -----	5	83 419	24 981	6 131	1 245
8062	General medical and surgical hospitals -----	3	(D)	(D)	(D)	FF
8063, 9	Specialty hospitals -----	2	(D)	(D)	(D)	EE
807, 8, 9	Other health services -----	79	60 805	19 696	3 895	849
807	Medical and dental laboratories -----	21	10 425	2 650	675	147
8071	Medical laboratories -----	16	9 756	2 398	620	128
8072	Dental laboratories -----	5	669	252	55	19
808	Home health care services -----	22	15 559	6 725	1 282	309
809	Miscellaneous health and allied services, n.e.c. -----	36	34 821	10 321	1 938	393
8092	Kidney dialysis centers -----	3	(D)	(D)	(D)	BB
8093	Specialty outpatient facilities, n.e.c. -----	25	19 765	7 246	1 281	215
8099	Health and allied services, n.e.c. -----	8	(D)	(D)	(D)	CC
<b>81</b>	<b>Legal services -----</b>	<b>361</b>	<b>166 672</b>	<b>71 299</b>	<b>14 293</b>	<b>1 812</b>
<b>823, 4, 9</b>	<b>Selected educational services -----</b>	<b>18</b>	<b>3 733</b>	<b>1 406</b>	<b>399</b>	<b>144</b>
823	Libraries -----	3	194	58	12	3
824	Vocational schools -----	4	2 078	897	276	76
829	Schools and educational services, n.e.c. -----	11	1 461	451	111	65
<b>83</b>	<b>Social services -----</b>	<b>120</b>	<b>17 499</b>	<b>5 614</b>	<b>1 270</b>	<b>629</b>
835	Child day care services -----	88	7 929	2 987	684	440
832, 3, 6, 9	Other social services -----	32	9 570	2 627	586	189
<b>87 ex. 8733</b>	<b>Engineering, accounting, research, management, and related services (except noncommercial research organizations) -----</b>	<b>322</b>	<b>160 405</b>	<b>72 880</b>	<b>16 515</b>	<b>2 526</b>
871	Engineering, architectural, and surveying services -----	100	81 284	38 711	8 761	1 098
8711	Engineering services -----	68	39 684	20 585	4 466	570
8712	Architectural services -----	21	4 371	2 129	430	69
8713	Surveying services -----	11	37 229	15 997	3 865	459
872	Accounting, auditing, and bookkeeping services -----	130	36 270	17 169	3 942	746
873 ex. 8733	Research, development, and testing services (except noncommercial research organizations) -----	29	23 034	8 456	1 948	300
8731	Commercial physical and biological research -----	4	(D)	(D)	(D)	AA
8732	Commercial economic, sociological, and educational research ----	3	(D)	(D)	(D)	AA
8734	Testing laboratories -----	22	22 107	8 270	1 897	288
874	Management and public relations services -----	63	19 817	8 544	1 864	382
8741	Management services -----	17	6 137	2 626	600	83
8742	Management consulting services -----	28	10 509	4 045	829	194
8743	Public relations services -----	3	(D)	(D)	(D)	AA
8744	Facilities support management services -----	2	(D)	(D)	(D)	BB
8748	Business consulting services, n.e.c. -----	13	2 048	1 037	223	36
<b>89</b>	<b>Services, n.e.c. -----</b>	<b>44</b>	<b>12 614</b>	<b>3 817</b>	<b>787</b>	<b>150</b>

**Table 7a. Summary Statistics for Firms Subject to Federal Income Tax for Metropolitan Areas: 1992—Con.**

[Includes only establishments with payroll. For meaning of abbreviations and symbols, see introductory text. For explanation of terms and comparability of 1987 and 1992 censuses, see appendix A. For definitions of CMSA's, MSA's, and PMSA's, see appendix D]

SIC code	Geographic area and kind of business or operation	Establishments (number)	Receipts (\$1,000)	Annual payroll (\$1,000)	First-quarter payroll (\$1,000)	Paid employees for pay period including March 12 (number)
<b>LAKE CHARLES, LA MSA</b>						
	<b>Total</b> .....	<b>1 138</b>	<b>599 816</b>	<b>217 505</b>	<b>47 660</b>	<b>10 933</b>
<b>70 ex. 704</b>	<b>Hotels, rooming houses, camps, and other lodging places (except membership lodging)</b> .....	<b>19</b>	<b>(D)</b>	<b>(D)</b>	<b>(D)</b>	<b>FF</b>
7011	Hotels and motels .....	18	14 905	4 556	1 167	570
7011 pt.	Hotels .....	8	6 250	2 246	558	229
7011 pt.	Motels, motor hotels, and tourist courts .....	10	8 655	2 310	609	341
702, 3	Other lodging places .....	1	(D)	(D)	(D)	AA
<b>72</b>	<b>Personal services</b> .....	<b>108</b>	<b>20 799</b>	<b>6 913</b>	<b>1 754</b>	<b>687</b>
721	Laundry, cleaning, and garment services .....	32	8 477	2 825	659	254
7211	Power laundries, family and commercial* .....	1	(D)	(D)	(D)	AA
7213	Linen supply* .....	—	—	—	—	—
7215	Coin-operated laundries and drycleaning .....	4	659	91	21	12
7216	Drycleaning plants, except rug cleaning* .....	19	2 611	1 122	251	108
7217	Carpet and upholstery cleaning .....	3	(D)	(D)	(D)	AA
7218	Industrial laundriers* .....	2	(D)	(D)	(D)	BB
7212, 9	Other laundry, cleaning, and garment services* .....	3	(D)	(D)	(D)	BB
722	Photographic studios, portrait .....	5	1 584	282	75	42
723, 4	Beauty and barber shops .....	47	5 147	2 067	526	213
723	Beauty shops .....	42	4 696	1 874	480	185
724	Barber shops .....	5	451	193	46	28
725	Shoe repair shops and shoeshine parlors .....	1	(D)	(D)	(D)	AA
726	Funeral service and crematories .....	6	3 886	1 141	283	56
729	Miscellaneous personal services .....	17	(D)	(D)	(D)	CC
<b>73</b>	<b>Business services</b> .....	<b>161</b>	<b>90 707</b>	<b>30 913</b>	<b>7 041</b>	<b>2 218</b>
731	Advertising .....	11	4 119	963	223	58
732	Consumer credit reporting agencies, mercantile reporting agencies, and adjustment and collection agencies .....	6	1 839	594	127	37
733	Mailing, reproduction, commercial art and photography, and stenographic services .....	6	2 376	265	61	21
734	Services to dwellings and other buildings .....	35	12 282	4 637	1 099	443
735	Miscellaneous equipment rental and leasing .....	33	30 632	6 464	1 554	285
736	Personnel supply services .....	17	10 009	6 093	1 359	516
737	Computer programming, data processing, and other computer related services .....	11	10 399	2 347	520	67
7371, 2, 3	Computer programming, prepackaged software, and integrated systems .....	4	7 254	1 660	356	45
7374, 5, 6	Data processing services .....	—	—	—	—	—
7377, 8, 9	Computer rental and leasing, maintenance, and related services, n.e.c. ....	7	3 145	687	164	22
738	Miscellaneous business services .....	42	19 051	9 550	2 098	791
<b>75</b>	<b>Automotive repair, services, and parking</b> .....	<b>109</b>	<b>26 773</b>	<b>7 040</b>	<b>1 615</b>	<b>465</b>
751	Automotive rental and leasing, without drivers .....	6	3 224	643	152	34
752	Automobile parking .....	—	—	—	—	—
753	Automotive repair shops .....	90	19 852	5 233	1 225	304
7532	Top, body, and upholstery repair shops and paint shops .....	18	5 385	1 449	362	84
7538	General automotive repair shops .....	41	6 393	1 497	367	84
7533, 4, 6, 7, 9	Other automotive repair shops .....	31	8 074	2 287	496	136
754	Automotive services, except repair .....	13	3 697	1 164	238	127
<b>76</b>	<b>Miscellaneous repair services</b> .....	<b>58</b>	<b>44 018</b>	<b>13 765</b>	<b>3 268</b>	<b>637</b>
762	Electrical repair shops .....	13	8 799	2 866	657	130
7622	Radio and television repair shops .....	4	520	47	12	7
7623, 9	Other electrical and electronic repair shops .....	9	8 279	2 819	645	123
763	Watch, clock, and jewelry repair .....	1	(D)	(D)	(D)	AA
764	Reupholstery and furniture repair .....	2	(D)	(D)	(D)	AA
769	Miscellaneous repair and related services .....	42	(D)	(D)	(D)	EE
<b>78, 79, 84</b>	<b>Amusement and recreation services, including motion pictures and museums</b> .....	<b>66</b>	<b>42 158</b>	<b>8 123</b>	<b>1 920</b>	<b>845</b>
781, 2	Motion picture production, distribution, and services .....	—	—	—	—	—
783	Motion picture theaters .....	3	(D)	(D)	(D)	BB
784	Video tape rental .....	16	3 086	758	194	127
792	Theatrical producers (except motion picture), bands, orchestras, and entertainers .....	1	(D)	(D)	(D)	AA
793	Bowling centers .....	3	(D)	(D)	(D)	BB
79 ex. 792, 3, 84	Commercial sports and other amusement and recreation services, including museums .....	43	33 708	6 360	1 482	597
<b>80</b>	<b>Health services</b> .....	<b>299</b>	<b>213 186</b>	<b>81 344</b>	<b>16 869</b>	<b>3 296</b>
801	Offices and clinics of doctors of medicine .....	139	122 071	48 700	9 326	1 083
802	Offices and clinics of dentists .....	81	17 746	5 752	1 207	330
803	Offices and clinics of doctors of osteopathy .....	—	—	—	—	—
804	Offices and clinics of other health practitioners .....	43	11 210	3 482	751	171
805	Nursing and personal care facilities .....	13	28 911	12 294	2 960	1 155
806	Hospitals .....	2	(D)	(D)	(D)	EE
807, 8, 9	Other health services .....	21	(D)	(D)	(D)	CC
<b>81</b>	<b>Legal services</b> .....	<b>141</b>	<b>65 738</b>	<b>24 420</b>	<b>4 797</b>	<b>706</b>
<b>823, 4, 9</b>	<b>Selected educational services</b> .....	<b>9</b>	<b>7 382</b>	<b>2 263</b>	<b>598</b>	<b>156</b>

**Table 7a. Summary Statistics for Firms Subject to Federal Income Tax for Metropolitan Areas: 1992—Con.**

[Includes only establishments with payroll. For meaning of abbreviations and symbols, see introductory text. For explanation of terms and comparability of 1987 and 1992 censuses, see appendix A. For definitions of CMSA's, MSA's, and PMSA's, see appendix D]

SIC code	Geographic area and kind of business or operation	Establishments (number)	Receipts (\$1,000)	Annual payroll (\$1,000)	First-quarter payroll (\$1,000)	Paid employees for pay period including March 12 (number)
<b>LAKE CHARLES, LA MSA—Con.</b>						
<b>83</b>	<b>Social services</b> .....	<b>52</b>	<b>6 602</b>	<b>2 237</b>	<b>494</b>	<b>273</b>
835	Child day care services .....	38	3 812	1 511	336	223
832, 3, 6, 9	Other social services .....	14	2 790	726	158	50
<b>87 ex. 8733</b>	<b>Engineering, accounting, research, management, and related services (except noncommercial research organizations)</b> .....	<b>112</b>	<b>65 098</b>	<b>35 296</b>	<b>8 020</b>	<b>1 053</b>
871	Engineering, architectural, and surveying services .....	38	42 448	25 910	5 900	637
872	Accounting, auditing, and bookkeeping services .....	44	13 341	5 668	1 182	225
873 ex. 8733	Research, development, and testing services (except noncommercial research organizations) .....	8	5 365	2 058	481	80
874	Management and public relations services .....	22	3 944	1 660	457	111
<b>89</b>	<b>Services, n.e.c.</b> .....	<b>4</b>	<b>(D)</b>	<b>(D)</b>	<b>(D)</b>	<b>BB</b>
<b>MONROE, LA MSA</b>						
	<b>Total</b> .....	<b>1 033</b>	<b>556 935</b>	<b>209 582</b>	<b>45 346</b>	<b>10 015</b>
<b>70 ex. 704</b>	<b>Hotels, rooming houses, camps, and other lodging places (except membership lodging)</b> .....	<b>22</b>	<b>(D)</b>	<b>(D)</b>	<b>(D)</b>	<b>FF</b>
7011	Hotels and motels .....	20	19 202	4 458	1 048	532
7011 pt.	Hotels .....	8	(D)	(D)	(D)	CC
7011 pt.	Motels, motor hotels, and tourist courts .....	12	(D)	(D)	(D)	EE
702, 3	Other lodging places .....	2	(D)	(D)	(D)	AA
<b>72</b>	<b>Personal services</b> .....	<b>72</b>	<b>17 551</b>	<b>5 812</b>	<b>1 496</b>	<b>609</b>
721	Laundry, cleaning, and garment services .....	25	7 254	2 911	725	253
7211	Power laundries, family and commercial* .....	—	—	—	—	—
7213	Linen supply* .....	1	(D)	(D)	(D)	BB
7215	Coin-operated laundries and drycleaning .....	5	(D)	(D)	(D)	AA
7216	Drycleaning plants, except rug cleaning* .....	12	3 660	1 731	476	157
7217	Carpet and upholstery cleaning .....	4	(D)	(D)	(D)	AA
7218	Industrial laundries* .....	—	—	—	—	—
7212, 9	Other laundry, cleaning, and garment services* .....	3	(D)	(D)	(D)	BB
722	Photographic studios, portrait .....	8	1 867	425	93	45
723, 4	Beauty and barber shops .....	20	1 416	514	120	63
723	Beauty shops .....	17	(D)	(D)	(D)	BB
724	Barber shops .....	3	(D)	(D)	(D)	AA
725	Shoe repair shops and shoeshine parlors .....	2	(D)	(D)	(D)	AA
726	Funeral service and crematories .....	6	4 245	1 114	267	53
729	Miscellaneous personal services .....	11	(D)	(D)	(D)	CC
<b>73</b>	<b>Business services</b> .....	<b>152</b>	<b>64 061</b>	<b>19 454</b>	<b>4 526</b>	<b>1 508</b>
731	Advertising .....	17	6 036	1 381	359	86
732	Consumer credit reporting agencies, mercantile reporting agencies, and adjustment and collection agencies .....	8	2 731	846	190	50
733	Mailing, reproduction, commercial art and photography, and stenographic services .....	8	945	239	65	21
734	Services to dwellings and other buildings .....	33	10 375	4 136	945	397
735	Miscellaneous equipment rental and leasing .....	17	11 782	2 022	422	109
736	Personnel supply services .....	11	6 100	3 912	974	477
737	Computer programming, data processing, and other computer related services .....	22	9 071	2 720	682	117
7371, 2, 3	Computer programming, prepackaged software, and integrated systems .....	11	2 847	1 063	283	46
7374, 5, 6	Data processing services .....	4	(D)	(D)	(D)	BB
7377, 8, 9	Computer rental and leasing, maintenance, and related services, n.e.c. ....	7	(D)	(D)	(D)	BB
738	Miscellaneous business services .....	36	17 021	4 198	889	251
<b>75</b>	<b>Automotive repair, services, and parking</b> .....	<b>102</b>	<b>25 320</b>	<b>5 996</b>	<b>1 480</b>	<b>468</b>
751	Automotive rental and leasing, without drivers .....	4	2 321	354	89	26
752	Automobile parking .....	—	—	—	—	—
753	Automotive repair shops .....	85	19 075	4 566	1 161	310
7532	Top, body, and upholstery repair shops and paint shops .....	17	4 410	1 129	268	65
7538	General automotive repair shops .....	44	7 975	1 450	363	133
7533, 4, 6, 7, 9	Other automotive repair shops .....	24	6 690	1 987	530	112
754	Automotive services, except repair .....	13	3 924	1 076	230	132
<b>76</b>	<b>Miscellaneous repair services</b> .....	<b>49</b>	<b>33 859</b>	<b>9 793</b>	<b>2 287</b>	<b>442</b>
762	Electrical repair shops .....	16	10 379	3 043	708	171
7622	Radio and television repair shops .....	4	(D)	(D)	(D)	BB
7623, 9	Other electrical and electronic repair shops .....	12	(D)	(D)	(D)	CC
763	Watch, clock, and jewelry repair .....	2	(D)	(D)	(D)	AA
764	Reupholstery and furniture repair .....	6	(D)	(D)	(D)	AA
769	Miscellaneous repair and related services .....	25	22 817	6 582	1 539	255

**Table 7a. Summary Statistics for Firms Subject to Federal Income Tax for Metropolitan Areas: 1992—Con.**

[Includes only establishments with payroll. For meaning of abbreviations and symbols, see introductory text. For explanation of terms and comparability of 1987 and 1992 censuses, see appendix A. For definitions of CMSA's, MSA's, and PMSA's, see appendix D]

SIC code	Geographic area and kind of business or operation	Establishments (number)	Receipts (\$1,000)	Annual payroll (\$1,000)	First-quarter payroll (\$1,000)	Paid employees for pay period including March 12 (number)
<b>MONROE, LA MSA—Con.</b>						
<b>78, 79, 84</b>	<b>Amusement and recreation services, including motion pictures and museums</b>	<b>40</b>	<b>15 198</b>	<b>3 036</b>	<b>724</b>	<b>390</b>
781, 2	Motion picture production, distribution, and services	1	(D)	(D)	(D)	AA
783	Motion picture theaters	3	(D)	(D)	(D)	BB
784	Video tape rental	12	(D)	(D)	(D)	BB
792	Theatrical producers (except motion picture), bands, orchestras, and entertainers	—	—	—	—	—
793	Bowling centers	2	(D)	(D)	(D)	BB
79 ex. 792, 3; 84	Commercial sports and other amusement and recreation services, including museums	22	7 599	2 001	481	216
<b>80</b>	<b>Health services</b>	<b>280</b>	<b>244 963</b>	<b>102 921</b>	<b>20 640</b>	<b>3 619</b>
801	Offices and clinics of doctors of medicine	136	102 971	53 345	10 163	974
802	Offices and clinics of dentists	62	20 909	6 923	1 373	333
803	Offices and clinics of doctors of osteopathy	1	(D)	(D)	(D)	AA
804	Offices and clinics of other health practitioners	30	9 230	3 133	722	142
805	Nursing and personal care facilities	8	15 319	6 637	1 459	629
806	Hospitals	4	(D)	(D)	(D)	GG
807, 8, 9	Other health services	39	(D)	(D)	(D)	FF
<b>81</b>	<b>Legal services</b>	<b>112</b>	<b>36 700</b>	<b>9 324</b>	<b>1 870</b>	<b>431</b>
<b>823, 4, 9</b>	<b>Selected educational services</b>	<b>8</b>	<b>1 285</b>	<b>622</b>	<b>146</b>	<b>70</b>
<b>83</b>	<b>Social services</b>	<b>50</b>	<b>9 891</b>	<b>4 358</b>	<b>1 100</b>	<b>490</b>
835	Child day care services	36	3 522	1 708	420	232
832, 3, 6, 9	Other social services	14	6 369	2 650	680	258
<b>87 ex. 8733</b>	<b>Engineering, accounting, research, management, and related services (except noncommercial research organizations)</b>	<b>143</b>	<b>88 002</b>	<b>43 643</b>	<b>9 995</b>	<b>1 446</b>
871	Engineering, architectural, and surveying services	47	52 732	28 519	6 295	697
872	Accounting, auditing, and bookkeeping services	66	20 159	9 166	2 461	433
873 ex. 8733	Research, development, and testing services (except noncommercial research organizations)	6	(D)	(D)	(D)	BB
874	Management and public relations services	24	(D)	(D)	(D)	CC
<b>89</b>	<b>Services, n.e.c.</b>	<b>3</b>	<b>(D)</b>	<b>(D)</b>	<b>(D)</b>	<b>AA</b>
<b>NEW ORLEANS, LA MSA</b>						
	<b>Total</b>	<b>9 870</b>	<b>6 927 461</b>	<b>2 546 714</b>	<b>579 776</b>	<b>125 147</b>
<b>70 ex. 704</b>	<b>Hotels, rooming houses, camps, and other lodging places (except membership lodging)</b>	<b>186</b>	<b>634 776</b>	<b>168 178</b>	<b>43 915</b>	<b>13 291</b>
7011	Hotels and motels	171	632 442	167 871	43 840	13 250
7011 pt.	Hotels	109	591 045	158 750	41 810	12 257
7011 pt.	Hotels, 25 guestrooms or more	94	585 114	157 490	41 499	12 093
7011 pt.	Hotels, less than 25 guestrooms	15	5 931	1 260	311	164
7011 pt.	Motels, motor hotels, and tourist courts	62	41 397	9 121	2 030	993
7011 pt.	Motels, tourist courts	48	21 211	4 824	1 058	558
7011 pt.	Motor hotels	14	20 186	4 297	972	435
702, 3	Other lodging places	15	2 334	307	75	41
702	Rooming and boarding houses	8	879	174	44	26
703	Camps and recreational vehicle parks	7	1 455	133	31	15
<b>72</b>	<b>Personal services</b>	<b>812</b>	<b>203 067</b>	<b>64 924</b>	<b>16 128</b>	<b>5 857</b>
721	Laundry, cleaning, and garment services	280	90 771	29 318	7 305	2 526
7211	Power laundries, family and commercial*	11	5 605	2 010	487	153
7213	Linen supply*	8	15 759	5 882	1 399	519
7215	Coin-operated laundries and drycleaning	45	13 856	1 870	481	209
7216	Drycleaning plants, except rug cleaning*	154	33 892	12 504	3 167	1 188
7217	Carpet and upholstery cleaning	22	4 062	1 586	411	94
7218	Industrial laundries*	8	(D)	(D)	(D)	EE
7212, 9	Other laundry, cleaning, and garment services*	32	(D)	(D)	(D)	CC
7212	Garment pressing, and agents for laundries and drycleaners	14	1 510	380	86	47
7219	Laundry and garment services, n.e.c.*	18	(D)	(D)	(D)	BB
722	Photographic studios, portrait	52	16 051	3 246	695	271
723, 4	Beauty and barber shops	307	41 644	17 367	4 193	1 475
723	Beauty shops	296	40 852	17 035	4 115	1 448
724	Barber shops	11	792	332	78	27
725	Shoe repair shops and shoeshine parlors	25	1 552	461	108	54
726	Funeral service and crematories	47	31 740	7 408	1 878	495
729	Miscellaneous personal services	101	21 309	7 124	1 949	1 036
7291	Tax return preparation services	24	5 838	2 446	955	646
7299	Miscellaneous personal services, n.e.c.	77	15 471	4 678	994	390

**Table 7a. Summary Statistics for Firms Subject to Federal Income Tax for Metropolitan Areas: 1992 — Con.**

[Includes only establishments with payroll. For meaning of abbreviations and symbols, see introductory text. For explanation of terms and comparability of 1987 and 1992 censuses, see appendix A. For definitions of CMSA's, MSA's, and PMSA's, see appendix D]

SIC code	Geographic area and kind of business or operation	Establishments (number)	Receipts (\$1,000)	Annual payroll (\$1,000)	First-quarter payroll (\$1,000)	Paid employees for pay period including March 12 (number)
<b>NEW ORLEANS, LA MSA — Con.</b>						
<b>73</b>	<b>Business services</b> -----	<b>1 576</b>	<b>1 189 663</b>	<b>481 747</b>	<b>114 717</b>	<b>38 739</b>
731	Advertising -----	101	74 252	21 213	5 001	976
7311	Advertising agencies -----	77	32 721	10 006	2 245	412
7312	Outdoor advertising services -----	9	(D)	(D)	(D)	BB
7313	Radio, television, publishers' advertising representatives -----	7	(D)	(D)	(D)	CC
7319	Advertising, n.e.c. -----	8	(D)	(D)	(D)	EE
732	Consumer credit reporting agencies, mercantile reporting agencies, and adjustment and collection agencies -----	63	54 486	22 554	5 239	1 131
7322	Adjustment and collection services -----	52	41 383	18 751	4 186	917
7323	Credit reporting services -----	11	13 103	3 803	1 053	214
733	Mailing, reproduction, commercial art and photography, and stenographic services -----	154	63 944	16 024	3 807	846
7331	Direct mail advertising services -----	3	(D)	(D)	(D)	BB
7334	Photocopying and duplicating services -----	40	35 295	8 550	2 056	464
7335, 6	Commercial photography, art, and graphics -----	48	(D)	(D)	(D)	CC
7335	Commercial photography -----	14	(D)	(D)	(D)	BB
7336	Commercial art and graphic design -----	34	8 582	2 537	539	128
7338	Secretarial and court reporting services -----	63	17 189	4 233	1 031	171
734	Services to dwellings and other buildings -----	266	112 908	54 412	12 893	5 808
7342	Disinfecting and pest control services -----	91	29 909	12 019	2 474	623
7349	Building cleaning and maintenance services, n.e.c. -----	175	82 999	42 393	10 419	5 185
735	Miscellaneous equipment rental and leasing -----	174	188 259	49 204	11 973	2 223
7352	Medical equipment rental and leasing -----	16	15 533	3 600	809	173
7353	Heavy construction equipment rental and leasing -----	34	47 557	15 773	3 650	578
7359	Equipment rental and leasing, n.e.c. -----	124	125 169	29 831	7 514	1 472
736	Personnel supply services -----	187	228 339	153 365	35 197	17 075
7361	Employment agencies -----	56	25 319	14 021	3 006	1 488
7363	Help supply services -----	131	203 020	139 344	32 191	15 587
7363 pt.	Temporary help supply -----	101	166 378	118 691	27 981	14 091
7363 pt.	Help supply, except temporary -----	30	36 642	20 653	4 210	1 496
737	Computer programming, data processing, and other computer related services -----	200	136 674	40 932	9 658	1 487
7371, 2, 3	Computer programming, prepackaged software, and integrated systems -----	93	48 629	18 723	4 267	639
7371	Computer programming services -----	63	11 246	11 781	2 706	416
7372	Prepackaged software -----	9	2 935	1 334	321	50
7373	Computer integrated systems -----	21	21 326	5 608	1 240	173
7374, 5, 6	Data processing services -----	39	37 204	10 533	2 704	509
7374, 5	Computer processing, information retrieval -----	37	(D)	(D)	(D)	EE
7376	Computer facilities management services -----	2	(D)	(D)	(D)	CC
7377, 8, 9	Computer rental and leasing, maintenance, and related services, n.e.c. -----	68	50 841	11 676	2 687	339
7377	Computer rental and leasing -----	5	3 233	853	227	27
7378	Computer maintenance and repair -----	35	35 080	5 988	1 511	184
7379	Computer related services, n.e.c. -----	28	12 528	4 835	949	128
738	Miscellaneous business services -----	431	330 801	124 043	30 949	9 193
7381, 2	Detective agencies and protective services -----	113	108 379	63 485	16 387	5 263
7381	Detective, guard, and armored car services -----	94	86 351	56 231	14 626	4 959
7382	Security systems services -----	19	22 028	7 254	1 761	304
7383	News syndicates -----	2	(D)	(D)	(D)	BB
7384	Photofinishing laboratories* -----	44	18 861	4 450	960	280
7389	Business services, n.e.c. -----	272	(D)	(D)	(D)	HH
7389 pt.	Sign painting shops -----	14	(D)	(D)	(D)	BB
7389 pt.	Interior designing -----	17	4 730	1 103	282	66
7389 pt.	Telephone answering services -----	14	5 043	2 529	628	217
7389 pt.	Other business services -----	227	187 666	50 600	12 266	3 290
<b>75</b>	<b>Automotive repair, services, and parking</b> -----	<b>792</b>	<b>383 991</b>	<b>72 593</b>	<b>17 851</b>	<b>4 896</b>
751	Automotive rental and leasing, without drivers -----	52	162 082	19 302	4 599	1 083
7513	Truck rental and leasing, without drivers -----	20	(D)	(D)	(D)	EE
7514, 5	Passenger car rental and leasing -----	30	91 598	11 910	2 801	738
7514	Passenger car rental -----	27	(D)	(D)	(D)	FF
7515	Passenger car leasing -----	3	(D)	(D)	(D)	AA
7519	Utility trailer and recreational vehicle rental -----	2	(D)	(D)	(D)	AA
752	Automobile parking -----	140	50 057	8 344	2 062	863
753	Automotive repair shops -----	515	146 161	37 668	9 337	2 201
7532	Top, body, and upholstery repair shops and paint shops -----	119	41 174	10 465	2 684	661
7532 pt.	Top and body repair shops -----	109	37 969	9 612	2 495	610
7532 pt.	Paint shops -----	10	3 205	853	189	51
7538	General automotive repair shops -----	248	59 508	15 110	3 722	869
7538 pt.	General automotive repair shops, except diesel -----	222	49 458	12 067	2 969	722
7538 pt.	Diesel repair shops -----	26	10 050	3 043	753	147
7533, 4, 6, 7, 9	Other automotive repair shops -----	148	45 479	12 093	2 931	671
7533	Automotive exhaust system repair shops -----	33	9 197	2 273	548	131
7534	Tire retreading and repair shops -----	9	2 977	451	125	27
7536	Automotive glass replacement shops -----	26	11 131	2 377	566	118
7537	Automotive transmission repair shops -----	23	5 546	1 590	393	91
7539	Automotive repair shops, n.e.c. -----	57	16 628	5 402	1 299	304
7539 pt.	Radiator repair -----	12	2 377	596	155	45
7539 pt.	Brake, front end, and wheel alignment -----	16	4 292	1 359	340	74
7539 pt.	Automotive electrical and fuel system services -----	15	4 185	1 889	446	112
7539 pt.	Other automotive repair shops, n.e.c. -----	14	5 774	1 558	358	73
754	Automotive services, except repair -----	85	25 691	7 279	1 853	749
7542	Carwashes -----	24	8 509	2 656	602	330
7549	Automotive services, except repair and carwashes -----	61	17 182	4 623	1 251	419

**Table 7a. Summary Statistics for Firms Subject to Federal Income Tax for Metropolitan Areas: 1992 — Con.**

[Includes only establishments with payroll. For meaning of abbreviations and symbols, see introductory text. For explanation of terms and comparability of 1987 and 1992 censuses, see appendix A. For definitions of CMSA's, MSA's, and PMSA's, see appendix D]

SIC code	Geographic area and kind of business or operation	Establishments (number)	Receipts (\$1,000)	Annual payroll (\$1,000)	First-quarter payroll (\$1,000)	Paid employees for pay period including March 12 (number)
<b>NEW ORLEANS, LA MSA — Con.</b>						
<b>76</b>	<b>Miscellaneous repair services</b> -----	<b>472</b>	<b>328 566</b>	<b>104 200</b>	<b>26 894</b>	<b>4 400</b>
762	Electrical repair shops -----	166	96 614	31 548	8 225	1 329
7622	Radio and television repair shops -----	43	16 145	5 448	1 304	278
7623, 9	Other electrical and electronic repair shops -----	123	80 469	26 100	6 921	1 051
7623	Refrigeration and air-conditioning service and repair shops -----	47	24 959	6 677	1 521	268
7629	Electrical and electronic repair shops, n.e.c. -----	76	55 510	19 423	5 400	783
763	Watch, clock, and jewelry repair -----	8	924	279	79	23
764	Reupholstery and furniture repair -----	29	4 571	2 120	466	138
769	Miscellaneous repair and related services -----	269	226 457	70 253	18 124	2 910
7692	Welding repair -----	20	27 764	11 732	3 230	404
7694	Armature rewinding shops -----	14	13 392	4 401	1 105	176
7699	Repair shops and related services, n.e.c. -----	235	185 301	54 120	13 789	2 330
<b>78, 79, 84</b>	<b>Amusement and recreation services, including motion pictures and museums</b> -----	<b>456</b>	<b>255 448</b>	<b>91 598</b>	<b>18 472</b>	<b>5 439</b>
781, 2	Motion picture production, distribution, and services -----	30	11 122	3 141	711	143
783	Motion picture theaters -----	36	31 020	4 439	984	539
7832	Motion picture theaters, except drive-in -----	36	31 020	4 439	984	539
7833	Drive-in motion picture theaters -----	—	—	—	—	—
784	Video tape rental -----	70	22 386	4 028	934	529
792	Theatrical producers (except motion picture), bands, orchestras, and entertainers -----	49	29 717	5 787	1 001	467
7922	Theatrical producers (except motion picture) and miscellaneous theatrical services -----	16	(D)	(D)	(D)	CC
7929	Bands, orchestras, actors, and other entertainers and entertainment groups -----	33	(D)	(D)	(D)	EE
793	Bowling centers -----	17	10 725	2 889	741	388
79 ex. 792, 3; 84	Commercial sports and other amusement and recreation services, including museums -----	254	150 478	71 314	14 101	3 373
794	Commercial sports -----	23	72 500	51 648	10 008	1 698
7941	Professional sports clubs, managers, promoters -----	6	(D)	(D)	(D)	EE
7948	Racing, including track operation -----	17	(D)	(D)	(D)	GG
79 ex. 792, 3, 4; 84	Other amusement and recreation services, including museums -----	231	77 978	19 666	4 093	1 675
791	Dance studios, schools, and halls -----	25	2 076	494	108	63
7991	Physical fitness facilities -----	40	13 337	4 641	1 117	545
7992	Public golf courses -----	5	1 816	656	169	48
7993	Coin-operated amusement devices -----	41	22 510	4 455	629	192
7996	Amusement parks -----	4	586	276	80	52
7997	Membership sports and recreation clubs -----	32	10 629	3 727	767	287
7999, 84	Amusement and recreation services, including museums, n.e.c. -----	84	27 024	5 417	1 223	488
7999 pt.	Concession operators of amusement devices and rides -----	8	1 681	386	52	24
7999 pt.	Carnivals, circuses, and fairs -----	6	763	160	40	40
7999 pt., 84	Other recreation and amusements, including museums -----	70	24 580	4 871	1 131	424
<b>80</b>	<b>Health services</b> -----	<b>2 424</b>	<b>2 187 892</b>	<b>840 983</b>	<b>183 681</b>	<b>29 612</b>
801	Offices and clinics of doctors of medicine -----	1 264	972 554	422 079	86 054	9 327
8011 pt.	Offices of doctors of medicine -----	1 231	942 375	411 982	83 682	8 908
8011 pt.	General medical clinics -----	33	30 179	10 097	2 372	419
802	Offices and clinics of dentists -----	535	139 118	48 460	10 714	2 462
803	Offices and clinics of doctors of osteopathy -----	1	(D)	(D)	(D)	AA
804	Offices and clinics of other health practitioners -----	276	64 730	22 492	4 952	1 046
8041	Offices and clinics of chiropractors -----	90	19 399	5 904	1 364	307
8042	Offices and clinics of optometrists -----	46	12 766	3 851	781	187
8043	Offices and clinics of podiatrists -----	21	5 775	1 808	352	59
8049	Offices and clinics of health practitioners, n.e.c. -----	119	26 790	10 929	2 455	493
805	Nursing and personal care facilities -----	52	131 210	51 098	11 739	4 479
8051	Skilled nursing care facilities -----	31	90 249	36 052	8 313	3 175
8052	Intermediate care facilities -----	15	32 972	11 892	2 786	1 079
8059	Nursing and personal care facilities, n.e.c. -----	6	7 989	3 154	640	225
806	Hospitals -----	30	624 063	206 244	50 402	8 056
8062	General medical and surgical hospitals -----	16	524 631	171 911	40 987	6 243
8063, 9	Specialty hospitals -----	14	99 432	34 333	9 415	1 813
807, 8, 9	Other health services -----	266	(D)	(D)	(D)	HH
807	Medical and dental laboratories -----	79	68 622	21 825	5 210	1 037
8071	Medical laboratories -----	47	59 687	17 743	4 275	812
8072	Dental laboratories -----	32	8 935	4 082	935	225
808	Home health care services -----	90	88 650	42 456	8 840	2 275
809	Miscellaneous health and allied services, n.e.c. -----	97	(D)	(D)	(D)	FF
8092	Kidney dialysis centers -----	20	22 892	6 479	1 613	319
8093	Specialty outpatient facilities, n.e.c. -----	41	51 659	12 393	2 533	364
8099	Health and allied services, n.e.c. -----	36	(D)	(D)	(D)	CC
<b>81</b>	<b>Legal services</b> -----	<b>1 390</b>	<b>897 373</b>	<b>345 996</b>	<b>69 000</b>	<b>8 176</b>
<b>823, 4, 9</b>	<b>Selected educational services</b> -----	<b>82</b>	<b>28 998</b>	<b>9 620</b>	<b>2 388</b>	<b>742</b>
823	Libraries -----	2	(D)	(D)	(D)	AA
824	Vocational schools -----	37	18 972	6 065	1 523	429
829	Schools and educational services, n.e.c. -----	43	(D)	(D)	(D)	EE
<b>83</b>	<b>Social services</b> -----	<b>440</b>	<b>77 032</b>	<b>32 589</b>	<b>7 684</b>	<b>3 187</b>
835	Child day care services -----	289	30 624	13 345	3 177	1 897
832, 3, 6, 9	Other social services -----	151	46 408	19 244	4 507	1 290

**Table 7a. Summary Statistics for Firms Subject to Federal Income Tax for Metropolitan Areas: 1992 — Con.**

[Includes only establishments with payroll. For meaning of abbreviations and symbols, see introductory text. For explanation of terms and comparability of 1987 and 1992 censuses, see appendix A. For definitions of CMSA's, MSA's, and PMSA's, see appendix D]

SIC code	Geographic area and kind of business or operation	Establishments (number)	Receipts (\$1,000)	Annual payroll (\$1,000)	First-quarter payroll (\$1,000)	Paid employees for pay period including March 12 (number)
<b>NEW ORLEANS, LA MSA — Con.</b>						
<b>87 ex. 8733</b>	<b>Engineering, accounting, research, management, and related services (except noncommercial research organizations) -----</b>	<b>1 148</b>	<b>703 123</b>	<b>321 587</b>	<b>75 626</b>	<b>10 456</b>
871	Engineering, architectural, and surveying services -----	385	331 023	170 026	38 652	4 300
8711	Engineering services -----	248	256 736	136 355	31 127	3 277
8712	Architectural services -----	96	51 466	22 530	4 772	612
8713	Surveying services -----	41	22 821	11 141	2 753	411
872	Accounting, auditing, and bookkeeping services -----	395	159 963	60 871	13 766	2 218
873 ex. 8733	Research, development, and testing services (except noncommercial research organizations) -----	67	63 592	26 814	6 134	1 286
8731	Commercial physical and biological research -----	10	7 079	3 387	607	86
8732	Commercial economic, sociological, and educational research -----	13	4 103	1 748	407	275
8734	Testing laboratories -----	44	52 410	21 679	5 120	925
874	Management and public relations services -----	301	148 545	63 876	17 074	2 652
8741	Management services -----	90	78 371	36 190	9 688	1 755
8742	Management consulting services -----	124	45 570	19 850	5 700	507
8743	Public relations services -----	20	6 333	2 365	499	136
8744	Facilities support management services -----	7	1 730	565	168	79
8748	Business consulting services, n.e.c. -----	60	16 361	4 906	1 019	175
<b>89</b>	<b>Services, n.e.c. -----</b>	<b>92</b>	<b>37 532</b>	<b>12 699</b>	<b>3 420</b>	<b>352</b>
<b>SHREVEPORT-BOSSIER CITY, LA MSA</b>						
	<b>Total -----</b>	<b>2 394</b>	<b>1 293 219</b>	<b>479 126</b>	<b>102 999</b>	<b>25 055</b>
<b>70 ex. 704</b>	<b>Hotels, rooming houses, camps, and other lodging places (except membership lodging) -----</b>	<b>57</b>	<b>(D)</b>	<b>(D)</b>	<b>(D)</b>	<b>FF</b>
7011	Hotels and motels -----	56	36 456	9 204	2 165	993
7011 pt.	Hotels -----	22	18 212	4 838	1 113	471
7011 pt.	Hotels, 25 guestrooms or more -----	18	18 114	4 816	1 108	465
7011 pt.	Hotels, less than 25 guestrooms -----	4	98	22	5	6
7011 pt.	Motels, motor hotels, and tourist courts -----	34	18 244	4 366	1 052	522
7011 pt.	Motels, tourist courts -----	25	7 989	1 497	397	248
7011 pt.	Motor hotels -----	9	10 255	2 869	655	274
702, 3	Other lodging places -----	1	(D)	(D)	(D)	AA
702	Rooming and boarding houses -----	—	—	—	—	—
703	Camps and recreational vehicle parks -----	1	(D)	(D)	(D)	AA
<b>72</b>	<b>Personal services -----</b>	<b>272</b>	<b>62 224</b>	<b>20 881</b>	<b>5 010</b>	<b>1 969</b>
721	Laundry, cleaning, and garment services -----	81	26 040	8 713	1 990	776
7211	Power laundries, family and commercial* -----	3	(D)	(D)	(D)	BB
7213	Linen supply* -----	2	(D)	(D)	(D)	CC
7215	Coin-operated laundries and drycleaning -----	21	2 844	746	180	79
7216	Drycleaning plants, except rug cleaning* -----	28	9 085	3 583	776	339
7217	Carpet and upholstery cleaning -----	11	2 319	549	119	53
7218	Industrial laundries* -----	2	(D)	(D)	(D)	BB
7212, 9	Other laundry, cleaning, and garment services* -----	14	799	399	82	55
7212	Garment pressing, and agents for laundries and drycleaners -----	2	(D)	(D)	(D)	AA
7219	Laundry and garment services, n.e.c.* -----	12	(D)	(D)	(D)	BB
722	Photographic studios, portrait -----	19	4 579	1 311	313	143
723, 4	Beauty and barber shops -----	122	13 118	5 112	1 246	501
723	Beauty shops -----	108	11 069	4 567	1 115	453
724	Barber shops -----	14	2 049	545	131	48
725	Shoe repair shops and shoeshine parlors -----	4	260	68	14	7
726	Funeral service and crematories -----	19	13 735	4 319	948	243
729	Miscellaneous personal services -----	27	4 492	1 358	499	299
7291	Tax return preparation services -----	13	2 054	899	379	250
7299	Miscellaneous personal services, n.e.c. -----	14	2 438	459	120	49
<b>73</b>	<b>Business services -----</b>	<b>334</b>	<b>162 575</b>	<b>71 564</b>	<b>16 463</b>	<b>6 467</b>
731	Advertising -----	21	12 857	3 580	894	190
7311	Advertising agencies -----	12	4 429	998	238	45
7312	Outdoor advertising services -----	4	(D)	(D)	(D)	BB
7313	Radio, television, publishers' advertising representatives -----	3	(D)	(D)	(D)	BB
7319	Advertising, n.e.c. -----	2	(D)	(D)	(D)	BB
732	Consumer credit reporting agencies, mercantile reporting agencies, and adjustment and collection agencies -----	10	5 800	1 442	312	102
7322	Adjustment and collection services -----	9	(D)	(D)	(D)	BB
7323	Credit reporting services -----	1	(D)	(D)	(D)	AA
733	Mailing, reproduction, commercial art and photography, and stenographic services -----	21	4 559	1 150	247	81
7331	Direct mail advertising services -----	3	(D)	(D)	(D)	AA
7334	Photocopying and duplicating services -----	2	(D)	(D)	(D)	BB
7335, 6	Commercial photography, art, and graphics -----	11	1 412	319	42	14
7335	Commercial photography -----	4	346	89	9	6
7336	Commercial art and graphic design -----	7	1 066	230	33	8
7338	Secretarial and court reporting services -----	5	394	114	39	18
734	Services to dwellings and other buildings -----	67	17 725	8 282	1 886	1 111
7342	Disinfecting and pest control services -----	19	6 136	2 456	530	141
7349	Building cleaning and maintenance services, n.e.c. -----	48	11 589	5 826	1 356	970
735	Miscellaneous equipment rental and leasing -----	42	20 736	5 236	1 281	271
7352	Medical equipment rental and leasing -----	5	(D)	(D)	(D)	BB
7353	Heavy construction equipment rental and leasing -----	2	(D)	(D)	(D)	AA
7359	Equipment rental and leasing, n.e.c. -----	35	14 352	3 955	889	203

**Table 7a. Summary Statistics for Firms Subject to Federal Income Tax for Metropolitan Areas: 1992 — Con.**

[Includes only establishments with payroll. For meaning of abbreviations and symbols, see introductory text. For explanation of terms and comparability of 1987 and 1992 censuses, see appendix A. For definitions of CMSA's, MSA's, and PMSA's, see appendix D]

SIC code	Geographic area and kind of business or operation	Establishments (number)	Receipts (\$1,000)	Annual payroll (\$1,000)	First-quarter payroll (\$1,000)	Paid employees for pay period including March 12 (number)
<b>SHREVEPORT—BOSSIER CITY, LA MSA — Con.</b>						
<b>73</b>	<b>Business services — Con.</b>					
736	Personnel supply services .....	40	34 485	24 570	5 462	2 658
7361	Employment agencies .....	8	1 640	814	196	72
7363	Help supply services .....	32	32 845	23 756	5 266	2 586
7363 pt.	Temporary help supply .....	17	23 534	16 713	3 886	2 235
7363 pt.	Help supply, except temporary .....	15	9 311	7 043	1 380	351
737	Computer programming, data processing, and other computer related services .....	41	21 702	7 646	1 607	261
7371, 2, 3	Computer programming, prepackaged software, and integrated systems .....	17	8 603	3 302	720	107
7371	Computer programming services .....	12	3 459	1 706	381	55
7372	Prepackaged software .....	3	(D)	(D)	(D)	BB
7373	Computer integrated systems .....	2	(D)	(D)	(D)	BB
7374, 5, 6	Data processing services .....	12	(D)	(D)	(D)	CC
7374, 5	Computer processing, information retrieval .....	11	(D)	(D)	(D)	BB
7376	Computer facilities management services .....	1	(D)	(D)	(D)	AA
7377, 8, 9	Computer rental and leasing, maintenance, and related services, n.e.c. ....	12	(D)	(D)	(D)	BB
7377	Computer rental and leasing .....	1	(D)	(D)	(D)	AA
7378	Computer maintenance and repair .....	6	3 446	780	176	21
7379	Computer related services, n.e.c. ....	5	(D)	(D)	(D)	AA
738	Miscellaneous business services .....	92	44 711	19 658	4 774	1 793
7381, 2	Detective agencies and protective services .....	26	17 065	9 997	2 455	988
7381	Detective, guard, and armored car services .....	18	12 666	8 460	2 106	905
7382	Security systems services .....	8	4 399	1 537	349	83
7383	News syndicates .....	—	—	—	—	—
7384	Photofinishing laboratories* .....	12	2 520	602	142	64
7389	Business services, n.e.c. ....	54	25 126	9 059	2 177	741
7389 pt.	Sign painting shops .....	3	936	269	65	19
7389 pt.	Interior designing .....	5	1 645	106	36	13
7389 pt.	Telephone answering services .....	3	(D)	(D)	(D)	BB
7389 pt.	Other business services .....	43	(D)	(D)	(D)	FF
<b>75</b>	<b>Automotive repair, services, and parking .....</b>	<b>256</b>	<b>73 005</b>	<b>18 216</b>	<b>4 152</b>	<b>1 170</b>
751	Automotive rental and leasing, without drivers .....	18	13 070	2 257	470	122
7513	Truck rental and leasing, without drivers .....	7	(D)	(D)	(D)	BB
7514, 5	Passenger car rental and leasing .....	10	7 481	1 583	342	86
7514	Passenger car rental .....	9	(D)	(D)	(D)	BB
7515	Passenger car leasing .....	1	(D)	(D)	(D)	AA
7519	Utility trailer and recreational vehicle rental .....	1	(D)	(D)	(D)	AA
752	Automobile parking .....	30	(D)	(D)	(D)	BB
753	Automotive repair shops .....	177	50 167	13 432	3 085	795
7532	Top, body, and upholstery repair shops and paint shops .....	39	14 199	4 200	995	266
7532 pt.	Top and body repair shops .....	34	12 799	3 721	864	229
7532 pt.	Paint shops .....	5	1 400	479	131	37
7538	General automotive repair shops .....	71	16 975	4 077	919	228
7538 pt.	General automotive repair shops, except diesel .....	65	15 858	3 812	841	208
7538 pt.	Diesel repair shops .....	6	1 117	265	78	20
7533, 4, 6, 7, 9	Other automotive repair shops .....	67	18 993	5 155	1 171	301
7533	Automotive exhaust system repair shops .....	7	1 015	138	33	11
7534	Tire retreading and repair shops .....	4	(D)	(D)	(D)	BB
7536	Automotive glass replacement shops .....	10	3 483	842	174	48
7537	Automotive transmission repair shops .....	18	2 642	765	165	50
7539	Automotive repair shops, n.e.c. ....	28	(D)	(D)	(D)	CC
7539 pt.	Radiator repair .....	1	(D)	(D)	(D)	AA
7539 pt.	Brake, front end, and wheel alignment .....	12	3 538	1 164	283	68
7539 pt.	Automotive electrical and fuel system services .....	10	2 203	791	200	50
7539 pt.	Other automotive repair shops, n.e.c. ....	5	(D)	(D)	(D)	AA
754	Automotive services, except repair .....	31	(D)	(D)	(D)	CC
7542	Carwashes .....	13	(D)	(D)	(D)	CC
7549	Automotive services, except repair and carwashes .....	18	4 025	1 188	275	91
<b>76</b>	<b>Miscellaneous repair services .....</b>	<b>111</b>	<b>54 916</b>	<b>16 445</b>	<b>3 935</b>	<b>839</b>
762	Electrical repair shops .....	35	19 492	6 231	1 550	322
7622	Radio and television repair shops .....	12	8 424	2 331	600	102
7623, 9	Other electrical and electronic repair shops .....	23	11 068	3 900	950	220
7623	Refrigeration and air-conditioning service and repair shops .....	8	2 954	640	158	26
7629	Electrical and electronic repair shops, n.e.c. ....	15	8 114	3 260	792	194
763	Watch, clock, and jewelry repair .....	4	804	163	41	12
764	Reupholstery and furniture repair .....	11	1 274	340	82	37
769	Miscellaneous repair and related services .....	61	33 346	9 711	2 262	468
7692	Welding repair .....	9	1 816	387	93	37
7694	Armature rewinding shops .....	4	(D)	(D)	(D)	BB
7699	Repair shops and related services, n.e.c. ....	48	(D)	(D)	(D)	EE
<b>78, 79, 84</b>	<b>Amusement and recreation services, including motion pictures and museums .....</b>	<b>130</b>	<b>79 592</b>	<b>18 914</b>	<b>3 273</b>	<b>1 372</b>
781, 2	Motion picture production, distribution, and services .....	3	(D)	(D)	(D)	AA
783	Motion picture theaters .....	4	(D)	(D)	(D)	BB
7832	Motion picture theaters, except drive-in .....	4	(D)	(D)	(D)	BB
7833	Drive-in motion picture theaters .....	—	—	—	—	—
784	Video tape rental .....	24	2 937	497	121	92



**Table 7a. Summary Statistics for Firms Subject to Federal Income Tax for Metropolitan Areas: 1992 — Con.**

[Includes only establishments with payroll. For meaning of abbreviations and symbols, see introductory text. For explanation of terms and comparability of 1987 and 1992 censuses, see appendix A. For definitions of CMSA's, MSA's, and PMSA's, see appendix D]

SIC code	Geographic area and kind of business or operation	Establishments (number)	Receipts (\$1,000)	Annual payroll (\$1,000)	First-quarter payroll (\$1,000)	Paid employees for pay period including March 12 (number)
<b>SHREVEPORT-BOSSIER CITY, LA MSA — Con.</b>						
<b>78, 79, 84</b>	<b>Amusement and recreation services, including motion pictures and museums — Con.</b>					
792	Theatrical producers (except motion picture), bands, orchestras, and entertainers .....	5	(D)	(D)	(D)	BB
7922	Theatrical producers (except motion picture) and miscellaneous theatrical services .....	2	(D)	(D)	(D)	BB
7929	Bands, orchestras, actors, and other entertainers and entertainment groups .....	3	159	12	1	1
793	Bowling centers .....	3	1 733	600	154	67
79 ex. 792, 3; 84	Commercial sports and other amusement and recreation services, including museums .....	91	68 037	16 541	2 697	1 092
794	Commercial sports .....	17	(D)	(D)	(D)	FF
7941	Professional sports clubs, managers, promoters .....	3	(D)	(D)	(D)	BB
7948	Racing, including track operation .....	14	(D)	(D)	(D)	EE
79 ex. 792, 3, 4; 84	Other amusement and recreation services, including museums .....	74	(D)	(D)	(D)	FF
791	Dance studios, schools, and halls .....	4	387	93	20	23
7991	Physical fitness facilities .....	15	2 825	1 002	229	116
7992	Public golf courses .....	4	1 207	179	38	21
7993	Coin-operated amusement devices .....	17	10 222	1 023	128	47
7996	Amusement parks .....	2	(D)	(D)	(D)	BB
7997	Membership sports and recreation clubs .....	14	6 053	2 021	412	145
7999, 84	Amusement and recreation services, including museums, n.e.c. ..	18	(D)	(D)	(D)	CC
7999 pt.	Concession operators of amusement devices and rides .....	—	—	—	—	—
7999 pt.	Carnivals, circuses, and fairs .....	1	(D)	(D)	(D)	AA
7999 pt., 84	Other recreation and amusements, including museums .....	17	(D)	(D)	(D)	CC
<b>80</b>	<b>Health services .....</b>	<b>642</b>	<b>571 577</b>	<b>231 643</b>	<b>47 886</b>	<b>8 501</b>
801	Offices and clinics of doctors of medicine .....	318	245 405	122 608	22 434	2 303
8011 pt.	Offices of doctors of medicine .....	312	240 248	121 062	22 081	2 224
8011 pt.	General medical clinics .....	6	5 157	1 546	353	79
802	Offices and clinics of dentists .....	149	43 569	14 563	3 188	669
803	Offices and clinics of doctors of osteopathy .....	—	—	—	—	—
804	Offices and clinics of other health practitioners .....	70	18 179	5 243	1 264	248
8041	Offices and clinics of chiropractors .....	24	6 787	1 767	426	85
8042	Offices and clinics of optometrists .....	20	3 232	659	163	52
8043	Offices and clinics of podiatrists .....	7	2 411	637	146	35
8049	Offices and clinics of health practitioners, n.e.c. .....	19	5 749	2 180	529	76
805	Nursing and personal care facilities .....	29	63 152	25 177	6 062	2 411
8051	Skilled nursing care facilities .....	24	56 056	22 436	5 316	2 170
8052	Intermediate care facilities .....	5	7 096	2 741	746	241
8059	Nursing and personal care facilities, n.e.c. .....	—	—	—	—	—
806	Hospitals .....	9	142 511	43 173	10 761	1 950
8062	General medical and surgical hospitals .....	5	96 907	31 547	7 958	1 535
8063, 9	Specialty hospitals .....	4	45 604	11 626	2 803	415
807, 8, 9	Other health services .....	67	58 761	20 879	4 177	920
807	Medical and dental laboratories .....	27	17 956	6 711	927	148
8071	Medical laboratories .....	12	15 101	5 867	723	95
8072	Dental laboratories .....	15	2 855	844	204	53
808	Home health care services .....	13	16 269	7 160	1 674	493
809	Miscellaneous health and allied services, n.e.c. .....	27	24 536	7 008	1 576	279
8092	Kidney dialysis centers .....	5	(D)	(D)	(D)	BB
8093	Specialty outpatient facilities, n.e.c. .....	18	(D)	(D)	(D)	CC
8099	Health and allied services, n.e.c. .....	4	1 234	530	108	34
<b>81</b>	<b>Legal services .....</b>	<b>214</b>	<b>100 636</b>	<b>34 537</b>	<b>6 920</b>	<b>1 057</b>
<b>823, 4, 9</b>	<b>Selected educational services .....</b>	<b>9</b>	<b>4 401</b>	<b>1 967</b>	<b>534</b>	<b>119</b>
823	Libraries .....	—	—	—	—	—
824	Vocational schools .....	4	3 312	1 647	471	73
829	Schools and educational services, n.e.c. .....	5	1 089	320	63	46
<b>83</b>	<b>Social services .....</b>	<b>75</b>	<b>19 751</b>	<b>7 589</b>	<b>1 717</b>	<b>729</b>
835	Child day care services .....	48	7 059	3 140	725	405
832, 3, 6, 9	Other social services .....	27	12 692	4 449	992	324
<b>87 ex. 8733</b>	<b>Engineering, accounting, research, management, and related services (except noncommercial research organizations) .....</b>	<b>276</b>	<b>118 544</b>	<b>46 153</b>	<b>10 435</b>	<b>1 753</b>
871	Engineering, architectural, and surveying services .....	68	30 678	13 190	2 960	494
8711	Engineering services .....	43	22 741	10 143	2 278	361
8712	Architectural services .....	17	6 064	2 244	507	85
8713	Surveying services .....	8	1 873	803	175	48
872	Accounting, auditing, and bookkeeping services .....	132	45 522	16 924	4 035	755
873 ex. 8733	Research, development, and testing services (except noncommercial research organizations) .....	15	13 200	3 089	774	117
8731	Commercial physical and biological research .....	2	(D)	(D)	(D)	AA
8732	Commercial economic, sociological, and educational research .....	4	(D)	(D)	(D)	BB
8734	Testing laboratories .....	9	11 521	2 583	653	77
874	Management and public relations services .....	61	29 144	12 950	2 666	387
8741	Management services .....	29	20 964	9 242	1 858	266
8742	Management consulting services .....	19	3 002	1 224	256	43
8743	Public relations services .....	1	(D)	(D)	(D)	AA
8744	Facilities support management services .....	1	(D)	(D)	(D)	BB
8748	Business consulting services, n.e.c. .....	11	(D)	(D)	(D)	BB
<b>89</b>	<b>Services, n.e.c. ....</b>	<b>18</b>	<b>(D)</b>	<b>(D)</b>	<b>(D)</b>	<b>BB</b>

**Table 7b. Summary Statistics for Firms Exempt From Federal Income Tax for Metropolitan Areas: 1992**

[Includes only establishments with payroll. For meaning of abbreviations and symbols, see introductory text. For explanation of terms and comparability of 1987 and 1992 censuses, see appendix A. For definitions of CMSA's, MSA's, and PMSA's, see appendix D]

SIC code	Geographic area and kind of business or operation	Establishments (number)	Revenue (\$1,000)	Annual payroll (\$1,000)	First-quarter payroll (\$1,000)	Paid employees for pay period including March 12 (number)
<b>ALEXANDRIA, LA MSA</b>						
	<b>Total .....</b>	<b>133</b>	<b>315 648</b>	<b>145 519</b>	<b>34 735</b>	<b>6 543</b>
7032, 704	Camps and membership lodging .....	-	-	-	-	-
792, 7991 pt., 7997, 7999 pt., 84	Selected amusement, recreation, and related services .....	5	(D)	(D)	(D)	BB
8011 pt.; 8021 pt.; 805, 6, 8, 9	Selected health services .....	26	287 451	135 263	32 304	5 683
8111 pt.	Legal aid societies and similar legal services .....	1	(D)	(D)	(D)	AA
823, 4, 9	Selected educational services .....	-	-	-	-	-
83	Social services .....	62	19 520	7 840	1 898	681
835	Child day care services .....	8	756	355	82	50
832, 3, 6, 9	Other social services .....	54	18 764	7 485	1 816	631
861, 2, 4, 9	Selected membership organizations .....	37	6 122	1 625	354	108
873, 4 ex. 8744	Research, testing, and consulting services, except facilities support management services .....	2	(D)	(D)	(D)	AA
<b>BATON ROUGE, LA MSA</b>						
	<b>Total .....</b>	<b>437</b>	<b>729 198</b>	<b>269 943</b>	<b>66 309</b>	<b>14 366</b>
7032, 704	Camps and membership lodging .....	15	(D)	(D)	(D)	BB
792, 7991 pt., 7997, 7999 pt., 84	Selected amusement, recreation, and related services .....	29	14 340	5 841	1 133	479
8011 pt.; 8021 pt.; 805, 6, 8, 9	Selected health services .....	35	532 719	208 993	51 969	9 762
8011 pt., 8021 pt. 805	Clinics of doctors of medicine and dentists .....	2	(D)	(D)	(D)	CC
	Nursing and personal care facilities .....	16	26 977	11 183	2 680	940
806	Hospitals .....	9	476 662	186 854	46 687	8 381
8062	General medical and surgical hospitals .....	6	376 776	143 103	36 832	6 789
8063, 9	Specialty hospitals .....	3	99 886	43 751	9 855	1 592
808, 9	Other health services .....	8	(D)	(D)	(D)	CC
8111 pt.	Legal aid societies and similar legal services .....	2	(D)	(D)	(D)	BB
823, 4, 9	Selected educational services .....	11	5 958	1 366	326	99
83	Social services .....	154	88 407	27 935	6 910	2 597
835	Child day care services .....	33	4 435	2 368	618	386
832, 3, 6, 9	Other social services .....	121	83 972	25 567	6 292	2 211
832	Individual and family social services .....	58	49 873	16 646	4 058	1 398
833	Job training and vocational rehabilitation services .....	11	4 058	2 207	528	289
836	Residential care .....	15	4 270	1 860	460	184
839	Social services, n.e.c. ....	37	25 771	4 854	1 246	340
861, 2, 4, 9	Selected membership organizations .....	182	80 996	23 949	5 536	1 316
861	Business associations .....	62	28 462	10 101	2 415	385
864	Civic, social, and fraternal associations .....	77	32 107	9 185	2 013	706
862, 9	Other membership organizations .....	43	20 427	4 663	1 108	225
873, 4 ex. 8744	Research, testing, and consulting services, except facilities support management services .....	9	3 137	835	189	31
873	Research, development, and testing services .....	5	2 515	648	147	24
874 ex. 8744	Management and public relations services, except facilities support management services .....	4	622	187	42	7

SERVICE INDUSTRIES—GEOGRAPHIC AREA SERIES

LOUISIANA LA-79

Table 7b. **Summary Statistics for Firms Exempt From Federal Income Tax for Metropolitan Areas: 1992—Con.**

[Includes only establishments with payroll. For meaning of abbreviations and symbols, see introductory text. For explanation of terms and comparability of 1987 and 1992 censuses, see appendix A. For definitions of CMSA's, MSA's, and PMSA's, see appendix D]

SIC code	Geographic area and kind of business or operation	Establishments (number)	Revenue (\$1,000)	Annual payroll (\$1,000)	First-quarter payroll (\$1,000)	Paid employees for pay period including March 12 (number)
<b>HOUMA, LA MSA</b>						
	Total .....	77	191 098	69 336	16 510	3 446
7032, 704	Camps and membership lodging .....	—	—	—	—	—
792, 7991 pt., 7997, 7999 pt., 84	Selected amusement, recreation, and related services .....	3	(D)	(D)	(D)	BB
8011 pt.; 8021 pt.; 805, 6, 8, 9	Selected health services .....	10	172 693	63 298	15 006	2 822
8111 pt.	Legal aid societies and similar legal services .....	1	(D)	(D)	(D)	AA
823, 4, 9	Selected educational services .....	1	(D)	(D)	(D)	AA
83	Social services .....	31	8 593	3 036	732	353
835	Child day care services .....	4	382	208	51	37
832, 3, 6, 9	Other social services .....	27	8 211	2 828	681	316
861, 2, 4, 9	Selected membership organizations .....	31	8 538	2 420	648	231
873, 4 ex. 8744	Research, testing, and consulting services, except facilities support management services .....	—	—	—	—	—
<b>LAFAYETTE, LA MSA</b>						
	Total .....	152	359 297	139 198	32 017	7 003
7032, 704	Camps and membership lodging .....	—	—	—	—	—
792, 7991 pt., 7997, 7999 pt., 84	Selected amusement, recreation, and related services .....	10	3 835	1 497	353	89
8011 pt.; 8021 pt.; 805, 6, 8, 9	Selected health services .....	18	308 557	123 105	28 100	5 458
8111 pt.	Legal aid societies and similar legal services .....	1	(D)	(D)	(D)	BB
823, 4, 9	Selected educational services .....	5	(D)	(D)	(D)	AA
83	Social services .....	58	30 929	9 825	2 362	977
835	Child day care services .....	9	1 467	558	132	61
832, 3, 6, 9	Other social services .....	49	29 462	9 267	2 230	916
861, 2, 4, 9	Selected membership organizations .....	56	13 722	3 672	898	406
873, 4 ex. 8744	Research, testing, and consulting services, except facilities support management services .....	4	(D)	(D)	(D)	AA
<b>LAKE CHARLES, LA MSA</b>						
	Total .....	117	233 583	81 333	20 076	4 474
7032, 704	Camps and membership lodging .....	—	—	—	—	—
792, 7991 pt., 7997, 7999 pt., 84	Selected amusement, recreation, and related services .....	7	1 018	187	43	28
8011 pt.; 8021 pt.; 805, 6, 8, 9	Selected health services .....	18	202 534	72 064	17 953	3 504
8111 pt.	Legal aid societies and similar legal services .....	1	(D)	(D)	(D)	AA
823, 4, 9	Selected educational services .....	4	(D)	(D)	(D)	AA
83	Social services .....	40	18 697	6 475	1 459	673
835	Child day care services .....	7	2 445	1 458	339	153
832, 3, 6, 9	Other social services .....	33	16 252	5 017	1 120	520
861, 2, 4, 9	Selected membership organizations .....	46	10 233	2 069	494	237
873, 4 ex. 8744	Research, testing, and consulting services, except facilities support management services .....	1	(D)	(D)	(D)	AA

LA-80 LOUISIANA

SERVICE INDUSTRIES—GEOGRAPHIC AREA SERIES

Table 7b. **Summary Statistics for Firms Exempt From Federal Income Tax for Metropolitan Areas: 1992—Con.**

[Includes only establishments with payroll. For meaning of abbreviations and symbols, see introductory text. For explanation of terms and comparability of 1987 and 1992 censuses, see appendix A. For definitions of CMSA's, MSA's, and PMSA's, see appendix D]

SIC code	Geographic area and kind of business or operation	Establishments (number)	Revenue (\$1,000)	Annual payroll (\$1,000)	First-quarter payroll (\$1,000)	Paid employees for pay period including March 12 (number)
<b>MONROE, LA MSA</b>						
	<b>Total</b> .....	<b>106</b>	<b>230 916</b>	<b>95 329</b>	<b>22 638</b>	<b>4 921</b>
7032, 704	Camps and membership lodging .....	1	(D)	(D)	(D)	AA
792, 7991 pt., 7997, 7999 pt., 84	Selected amusement, recreation, and related services .....	5	1 719	452	98	66
8011 pt.; 8021 pt.; 805, 6, 8, 9	Selected health services .....	10	203 221	86 661	20 530	4 172
8111 pt.	Legal aid societies and similar legal services .....	2	(D)	(D)	(D)	BB
823, 4, 9	Selected educational services .....	2	(D)	(D)	(D)	AA
83	Social services .....	38	13 868	4 578	1 144	445
835	Child day care services .....	9	973	541	115	82
832, 3, 6, 9	Other social services .....	29	12 895	4 037	1 029	363
861, 2, 4, 9	Selected membership organizations .....	44	9 767	2 611	630	188
873, 4 ex. 8744	Research, testing, and consulting services, except facilities support management services .....	4	1 046	434	99	19
<b>NEW ORLEANS, LA MSA</b>						
	<b>Total</b> .....	<b>804</b>	<b>2 081 277</b>	<b>868 698</b>	<b>210 925</b>	<b>36 824</b>
7032, 704	Camps and membership lodging .....	8	934	183	52	20
792, 7991 pt., 7997, 7999 pt., 84	Selected amusement, recreation, and related services .....	71	48 873	17 259	3 807	1 355
8011 pt.; 8021 pt.; 805, 6, 8, 9	Selected health services .....	78	1 712 801	750 008	182 869	28 430
8011 pt., 8021 pt., 805	Clinics of doctors of medicine and dentists .....	9	(D)	(D)	(D)	BB
	Nursing and personal care facilities .....	31	46 781	20 813	5 313	1 807
806	Hospitals .....	19	1 641 496	720 281	175 444	26 153
8062	General medical and surgical hospitals .....	15	1 509 262	666 677	162 358	23 956
8063, 9	Specialty hospitals .....	4	132 234	53 604	13 086	2 197
808, 9	Other health services .....	19	(D)	(D)	(D)	EE
8111 pt.	Legal aid societies and similar legal services .....	9	3 612	2 118	465	79
823, 4, 9	Selected educational services .....	29	5 852	2 493	591	212
83	Social services .....	333	175 872	56 550	13 732	4 399
835	Child day care services .....	50	10 621	5 645	1 416	616
832, 3, 6, 9	Other social services .....	283	165 251	50 905	12 316	3 783
832	Individual and family social services .....	117	59 811	24 395	5 916	1 685
833	Job training and vocational rehabilitation services .....	17	4 189	2 460	599	352
836	Residential care .....	78	43 449	14 111	3 421	1 147
839	Social services, n.e.c. ....	71	57 802	9 939	2 380	599
861, 2, 4, 9	Selected membership organizations .....	252	107 067	30 657	7 344	1 972
861	Business associations .....	49	24 241	8 942	2 113	355
864	Civic, social, and fraternal associations .....	140	47 012	13 086	3 154	1 195
862, 9	Other membership organizations .....	63	35 814	8 629	2 077	422
873, 4 ex. 8744	Research, testing, and consulting services, except facilities support management services .....	24	26 266	9 430	2 065	357
873	Research, development, and testing services .....	17	(D)	(D)	(D)	CC
874 ex. 8744	Management and public relations services, except facilities support management services .....	7	(D)	(D)	(D)	CC

SERVICE INDUSTRIES—GEOGRAPHIC AREA SERIES

LOUISIANA LA-81

**Table 7b. Summary Statistics for Firms Exempt From Federal Income Tax for Metropolitan Areas: 1992—Con.**

[Includes only establishments with payroll. For meaning of abbreviations and symbols, see introductory text. For explanation of terms and comparability of 1987 and 1992 censuses, see appendix A. For definitions of CMSA's, MSA's, and PMSA's, see appendix D]

SIC code	Geographic area and kind of business or operation	Establishments (number)	Revenue (\$1,000)	Annual payroll (\$1,000)	First-quarter payroll (\$1,000)	Paid employees for pay period including March 12 (number)
	<b>SHREVEPORT-BOSSIER CITY, LA MSA</b>					
	<b>Total</b> .....	<b>265</b>	<b>801 413</b>	<b>371 836</b>	<b>87 762</b>	<b>16 335</b>
7032, 704	Camps and membership lodging .....	1	(D)	(D)	(D)	AA
792, 7991 pt., 7997, 7999 pt., 84	Selected amusement, recreation, and related services .....	26	16 678	5 521	1 174	1 162
8011 pt.; 8021 pt.; 805, 6, 8, 9	Selected health services .....	41	712 388	340 061	80 747	12 926
8111 pt.	Legal aid societies and similar legal services .....	4	(D)	(D)	(D)	BB
823, 4, 9	Selected educational services .....	5	416	164	42	26
83	Social services .....	104	49 047	19 276	4 286	1 733
835	Child day care services .....	15	1 596	955	233	168
832, 3, 6, 9	Other social services .....	89	47 451	18 321	4 053	1 565
861, 2, 4, 9	Selected membership organizations .....	75	19 380	5 331	1 140	423
873, 4 ex. 8744	Research, testing, and consulting services, except facilities support management services .....	9	2 119	789	199	27

**Table 8a. Summary Statistics for Firms Subject to Federal Income Tax for the Area Outside Metropolitan Areas: 1992**

[Includes only establishments with payroll. For meaning of abbreviations and symbols, see introductory text. For explanation of terms and comparability of 1987 and 1992 censuses, see appendix A. For definitions of CMSA's, MSA's, and PMSA's, see appendix D]

SIC code	Kind of business or operation	Establishments (number)	Receipts (\$1,000)	Annual payroll (\$1,000)	First-quarter payroll (\$1,000)	Paid employees for pay period including March 12 (number)
	<b>Total</b> .....	<b>4 086</b>	<b>1 715 876</b>	<b>555 731</b>	<b>126 134</b>	<b>35 601</b>
70 ex. 704	<b>Hotels, rooming houses, camps, and other lodging places (except membership lodging)</b> .....	<b>108</b>	<b>(D)</b>	<b>(D)</b>	<b>(D)</b>	<b>GG</b>
7011	Hotels and motels .....	94	42 370	10 598	2 300	1 224
7011 pt.	Hotels .....	37	(D)	(D)	(D)	FF
7011 pt.	Hotels, 25 guestrooms or more .....	30	(D)	(D)	(D)	FF
7011 pt.	Hotels, less than 25 guestrooms .....	7	(D)	(D)	(D)	BB
7011 pt.	Motels, motor hotels, and tourist courts .....	57	(D)	(D)	(D)	FF
7011 pt.	Motels, tourist courts .....	47	15 149	3 716	711	453
7011 pt.	Motor hotels .....	10	(D)	(D)	(D)	CC
702, 3	Other lodging places .....	14	(D)	(D)	(D)	BB
702	Rooming and boarding houses .....	1	(D)	(D)	(D)	AA
703	Camps and recreational vehicle parks .....	13	1 948	573	103	78
72	<b>Personal services</b> .....	<b>415</b>	<b>72 980</b>	<b>19 232</b>	<b>4 799</b>	<b>1 964</b>
721	Laundry, cleaning, and garment services .....	104	17 621	5 416	1 269	659
7211	Power laundries, family and commercial* .....	4	376	59	15	9
7213	Linen supply* .....	1	(D)	(D)	(D)	AA
7215	Coin-operated laundries and drycleaning .....	20	(D)	(D)	(D)	BB
7216	Drycleaning plants, except rug cleaning* .....	64	9 395	3 483	850	453
7217	Carpet and upholstery cleaning .....	3	(D)	(D)	(D)	AA
7218	Industrial laundries* .....	3	(D)	(D)	(D)	BB
7212, 9	Other laundry, cleaning, and garment services* .....	9	1 988	539	80	49
7212	Garment pressing, and agents for laundries and drycleaners .....	5	1 182	288	64	39
7219	Laundry and garment services, n.e.c.* .....	4	806	251	16	10
722	Photographic studios, portrait .....	22	3 377	702	155	84
723, 4	Beauty and barber shops .....	112	7 546	2 236	535	301
723	Beauty shops .....	107	(D)	(D)	(D)	EE
724	Barber shops .....	5	(D)	(D)	(D)	AA
725	Shoe repair shops and shoeshine parlors .....	5	201	68	14	4
726	Funeral service and crematories .....	125	39 251	9 551	2 286	589
729	Miscellaneous personal services .....	47	4 984	1 259	540	327
7291	Tax return preparation services .....	35	3 298	832	447	290
7299	Miscellaneous personal services, n.e.c. .....	12	1 686	427	93	37

**Table 8a. Summary Statistics for Firms Subject to Federal Income Tax for the Area Outside Metropolitan Areas: 1992 — Con.**

[Includes only establishments with payroll. For meaning of abbreviations and symbols, see introductory text. For explanation of terms and comparability of 1987 and 1992 censuses, see appendix A. For definitions of CMSA's, MSA's, and PMSA's, see appendix D]

SIC code	Kind of business or operation	Establishments (number)	Receipts (\$1,000)	Annual payroll (\$1,000)	First-quarter payroll (\$1,000)	Paid employees for pay period including March 12 (number)
<b>73</b>	<b>Business services</b>	<b>442</b>	<b>330 373</b>	<b>111 128</b>	<b>25 831</b>	<b>6 555</b>
731	Advertising	12	(D)	(D)	(D)	BB
7311	Advertising agencies	6	(D)	(D)	(D)	BB
7312	Outdoor advertising services	2	(D)	(D)	(D)	AA
7313	Radio, television, publishers' advertising representatives	3	(D)	(D)	(D)	AA
7319	Advertising, n.e.c.	1	(D)	(D)	(D)	AA
732	Consumer credit reporting agencies, mercantile reporting agencies, and adjustment and collection agencies	14	1 171	346	83	34
7322	Adjustment and collection services	11	(D)	(D)	(D)	BB
7323	Credit reporting services	3	(D)	(D)	(D)	AA
733	Mailing, reproduction, commercial art and photography, and stenographic services	20	2 531	666	123	43
7331	Direct mail advertising services	—	—	—	—	—
7334	Photocopying and duplicating services	4	(D)	(D)	(D)	AA
7335, 6	Commercial photography, art, and graphics	9	(D)	(D)	(D)	BB
7335	Commercial photography	6	(D)	(D)	(D)	AA
7336	Commercial art and graphic design	3	388	32	4	6
7338	Secretarial and court reporting services	7	186	52	15	8
734	Services to dwellings and other buildings	106	19 295	9 075	1 880	888
7342	Disinfecting and pest control services	53	8 311	3 034	691	204
7349	Building cleaning and maintenance services, n.e.c.	53	10 984	6 041	1 189	684
735	Miscellaneous equipment rental and leasing	131	177 068	45 692	10 275	1 908
7352	Medical equipment rental and leasing	9	1 624	330	53	27
7353	Heavy construction equipment rental and leasing	17	17 153	6 927	1 339	525
7359	Equipment rental and leasing, n.e.c.	105	158 291	38 435	8 883	1 356
736	Personnel supply services	41	31 685	22 881	5 581	2 074
7361	Employment agencies	16	3 571	1 761	348	184
7363	Help supply services	25	28 114	21 120	5 233	1 890
7363 pt.	Temporary help supply	12	7 580	4 638	1 174	422
7363 pt.	Help supply, except temporary	13	20 534	16 482	4 059	1 468
737	Computer programming, data processing, and other computer related services	24	(D)	(D)	(D)	CC
7371, 2, 3	Computer programming, prepackaged software, and integrated systems	14	5 523	2 718	600	72
7371	Computer programming services	9	(D)	(D)	(D)	AA
7372	Prepackaged software	3	(D)	(D)	(D)	BB
7373	Computer integrated systems	2	(D)	(D)	(D)	AA
7374, 5, 6	Data processing services	7	(D)	(D)	(D)	BB
7374, 5	Computer processing, information retrieval	7	(D)	(D)	(D)	BB
7376	Computer facilities management services	—	—	—	—	—
7377, 8, 9	Computer rental and leasing, maintenance, and related services, n.e.c.	3	(D)	(D)	(D)	BB
7377	Computer rental and leasing	—	—	—	—	—
7378	Computer maintenance and repair	1	(D)	(D)	(D)	AA
7379	Computer related services, n.e.c.	2	(D)	(D)	(D)	BB
738	Miscellaneous business services	94	78 683	28 018	6 866	1 445
7381, 2	Detective agencies and protective services	16	17 305	10 735	2 504	620
7381	Detective, guard, and armored car services	15	(D)	(D)	(D)	FF
7382	Security systems services	1	(D)	(D)	(D)	AA
7383	News syndicates	—	—	—	—	—
7384	Photofinishing laboratories*	9	643	136	36	19
7389	Business services, n.e.c.	69	60 735	17 147	4 326	806
7389 pt.	Sign painting shops	2	(D)	(D)	(D)	AA
7389 pt.	Interior designing	2	(D)	(D)	(D)	AA
7389 pt.	Telephone answering services	8	789	339	99	63
7389 pt.	Other business services	57	59 066	16 693	4 206	734
<b>75</b>	<b>Automotive repair, services, and parking</b>	<b>403</b>	<b>90 445</b>	<b>18 240</b>	<b>4 301</b>	<b>1 255</b>
751	Automotive rental and leasing, without drivers	14	8 928	1 486	291	61
7513	Truck rental and leasing, without drivers	7	5 844	497	95	24
7514, 5	Passenger car rental and leasing	4	(D)	(D)	(D)	AA
7514	Passenger car rental	4	(D)	(D)	(D)	AA
7515	Passenger car leasing	—	—	—	—	—
7519	Utility trailer and recreational vehicle rental	3	(D)	(D)	(D)	BB
752	Automobile parking	—	—	—	—	—
753	Automotive repair shops	350	76 475	15 671	3 768	1 063
7532	Top, body, and upholstery repair shops and paint shops	83	17 980	3 656	911	254
7532 pt.	Top and body repair shops	76	16 457	3 394	858	239
7532 pt.	Paint shops	7	1 523	262	53	15
7538	General automotive repair shops	177	35 605	7 289	1 756	526
7538 pt.	General automotive repair shops, except diesel	151	24 166	4 745	1 118	382
7538 pt.	Diesel repair shops	26	11 439	2 544	638	144
7533, 4, 6, 7, 9	Other automotive repair shops	90	22 890	4 726	1 101	283
7533	Automotive exhaust system repair shops	18	3 398	788	179	58
7534	Tire retreading and repair shops	7	4 654	843	186	33
7536	Automotive glass replacement shops	20	4 094	895	209	62
7537	Automotive transmission repair shops	15	3 512	679	175	42
7539	Automotive repair shops, n.e.c.	30	7 232	1 521	352	88
7539 pt.	Radiator repair	6	2 674	475	105	24
7539 pt.	Brake, front end, and wheel alignment	8	1 472	383	84	22
7539 pt.	Automotive electrical and fuel system services	13	2 894	641	159	38
7539 pt.	Other automotive repair shops, n.e.c.	3	192	22	4	4
754	Automotive services, except repair	39	5 042	1 083	242	131
7542	Carwashes	21	2 318	607	152	94
7549	Automotive services, except repair and carwashes	18	2 724	476	90	37

**Table 8a. Summary Statistics for Firms Subject to Federal Income Tax for the Area Outside Metropolitan Areas: 1992 – Con.**

[Includes only establishments with payroll. For meaning of abbreviations and symbols, see introductory text. For explanation of terms and comparability of 1987 and 1992 censuses, see appendix A. For definitions of CMSA's, MSA's, and PMSA's, see appendix D]

SIC code	Kind of business or operation	Establishments (number)	Receipts (\$1,000)	Annual payroll (\$1,000)	First-quarter payroll (\$1,000)	Paid employees for pay period including March 12 (number)
<b>76</b>	<b>Miscellaneous repair services</b>	<b>274</b>	<b>111 371</b>	<b>28 161</b>	<b>7 131</b>	<b>1 400</b>
762	Electrical repair shops	56	8 204	1 924	527	138
7622	Radio and television repair shops	17	2 690	495	131	45
7623, 9	Other electrical and electronic repair shops	39	5 514	1 429	396	93
7623	Refrigeration and air-conditioning service and repair shops	16	2 310	347	85	31
7629	Electrical and electronic repair shops, n.e.c.	23	3 204	1 082	311	62
763	Watch, clock, and jewelry repair	1	(D)	(D)	(D)	AA
764	Reupholstery and furniture repair	15	(D)	(D)	(D)	BB
769	Miscellaneous repair and related services	202	101 875	26 019	6 559	1 237
7692	Welding repair	43	9 853	3 208	880	176
7694	Armature rewinding shops	11	5 474	1 664	406	74
7699	Repair shops and related services, n.e.c.	148	86 548	21 147	5 273	987
<b>78, 79, 84</b>	<b>Amusement and recreation services, including motion pictures and museums</b>	<b>240</b>	<b>54 203</b>	<b>11 459</b>	<b>2 410</b>	<b>1 372</b>
781, 2	Motion picture production, distribution, and services	–	–	–	–	–
783	Motion picture theaters	16	7 757	1 122	255	145
7832	Motion picture theaters, except drive-in	15	(D)	(D)	(D)	CC
7833	Drive-in motion picture theaters	1	(D)	(D)	(D)	AA
784	Video tape rental	88	(D)	(D)	(D)	EE
792	Theatrical producers (except motion picture), bands, orchestras, and entertainers	1	(D)	(D)	(D)	AA
7922	Theatrical producers (except motion picture) and miscellaneous theatrical services	–	–	–	–	–
7929	Bands, orchestras, actors, and other entertainers and entertainment groups	1	(D)	(D)	(D)	AA
793	Bowling centers	7	(D)	(D)	(D)	BB
79 ex. 792, 3, 84	Commercial sports and other amusement and recreation services, including museums	128	33 425	7 971	1 585	864
794	Commercial sports	1	(D)	(D)	(D)	AA
7941	Professional sports clubs, managers, promoters	–	–	–	–	–
7948	Racing, including track operation	1	(D)	(D)	(D)	AA
79 ex. 792, 3, 4; 84	Other amusement and recreation services, including museums	127	(D)	(D)	(D)	FF
791	Dance studios, schools, and halls	6	(D)	(D)	(D)	BB
7991	Physical fitness facilities	22	2 432	599	133	112
7992	Public golf courses	3	333	76	15	10
7993	Coin-operated amusement devices	17	6 060	666	67	33
7996	Amusement parks	1	(D)	(D)	(D)	AA
7997	Membership sports and recreation clubs	19	5 370	1 771	358	175
7999, 84	Amusement and recreation services, including museums, n.e.c.	59	18 530	4 728	995	501
7999 pt.	Concession operators of amusement devices and rides	2	(D)	(D)	(D)	BB
7999 pt.	Carnivals, circuses, and fairs	1	(D)	(D)	(D)	AA
7999 pt., 84	Other recreation and amusements, including museums	56	(D)	(D)	(D)	EE
<b>80</b>	<b>Health services</b>	<b>1 122</b>	<b>741 968</b>	<b>271 564</b>	<b>60 650</b>	<b>16 604</b>
801	Offices and clinics of doctors of medicine	494	217 423	76 541	15 731	2 598
8011 pt.	Offices of doctors of medicine	485	195 443	71 721	14 523	2 388
8011 pt.	General medical clinics	9	21 980	4 820	1 208	210
802	Offices and clinics of dentists	244	55 126	15 662	3 424	997
803	Offices and clinics of doctors of osteopathy	4	(D)	(D)	(D)	AA
804	Offices and clinics of other health practitioners	140	27 675	7 901	1 799	474
8041	Offices and clinics of chiropractors	50	8 079	2 058	509	138
8042	Offices and clinics of optometrists	49	10 305	2 192	472	150
8043	Offices and clinics of podiatrists	4	704	228	73	16
8049	Offices and clinics of health practitioners, n.e.c.	37	8 587	3 423	745	170
805	Nursing and personal care facilities	104	195 735	82 048	19 404	8 387
8051	Skilled nursing care facilities	72	147 291	61 407	14 524	6 184
8052	Intermediate care facilities	28	40 283	17 425	4 098	1 824
8059	Nursing and personal care facilities, n.e.c.	4	8 161	3 216	782	379
806	Hospitals	13	148 964	51 485	12 403	2 381
8062	General medical and surgical hospitals	12	(D)	(D)	(D)	GG
8063, 9	Specialty hospitals	1	(D)	(D)	(D)	EE
807, 8, 9	Other health services	123	(D)	(D)	(D)	GG
807	Medical and dental laboratories	33	(D)	(D)	(D)	CC
8071	Medical laboratories	26	13 345	3 390	803	191
8072	Dental laboratories	7	(D)	(D)	(D)	AA
808	Home health care services	60	61 326	28 891	5 946	1 343
809	Miscellaneous health and allied services, n.e.c.	30	21 056	5 359	1 075	208
8092	Kidney dialysis centers	13	12 530	2 761	554	109
8093	Specialty outpatient facilities, n.e.c.	15	(D)	(D)	(D)	BB
8099	Health and allied services, n.e.c.	2	(D)	(D)	(D)	AA
<b>81</b>	<b>Legal services</b>	<b>497</b>	<b>124 757</b>	<b>31 588</b>	<b>6 529</b>	<b>1 463</b>
<b>823, 4, 9</b>	<b>Selected educational services</b>	<b>13</b>	<b>(D)</b>	<b>(D)</b>	<b>(D)</b>	<b>AA</b>
823	Libraries	1	(D)	(D)	(D)	AA
824	Vocational schools	6	1 363	107	31	10
829	Schools and educational services, n.e.c.	6	(D)	(D)	(D)	AA
<b>83</b>	<b>Social services</b>	<b>172</b>	<b>26 727</b>	<b>10 851</b>	<b>2 464</b>	<b>1 258</b>
835	Child day care services	132	10 286	4 340	1 009	655
832, 3, 6, 9	Other social services	40	16 441	6 511	1 455	603

**Table 8a. Summary Statistics for Firms Subject to Federal Income Tax for the Area Outside Metropolitan Areas: 1992 — Con.**

[Includes only establishments with payroll. For meaning of abbreviations and symbols, see introductory text. For explanation of terms and comparability of 1987 and 1992 censuses, see appendix A. For definitions of CMSA's, MSA's, and PMSA's, see appendix D]

SIC code	Kind of business or operation	Establishments (number)	Receipts (\$1,000)	Annual payroll (\$1,000)	First-quarter payroll (\$1,000)	Paid employees for pay period including March 12 (number)
<b>87 ex. 8733</b>	<b>Engineering, accounting, research, management, and related services (except noncommercial research organizations) -----</b>	<b>374</b>	<b>108 539</b>	<b>39 863</b>	<b>9 058</b>	<b>2 312</b>
871	Engineering, architectural, and surveying services -----	88	29 658	10 080	2 442	461
8711	Engineering services -----	41	15 727	5 106	1 199	220
8712	Architectural services -----	15	4 392	1 341	398	72
8713	Surveying services -----	32	9 539	3 633	845	169
872	Accounting, auditing, and bookkeeping services -----	196	(D)	(D)	(D)	FF
873 ex. 8733	Research, development, and testing services (except noncommercial research organizations) -----	19	(D)	(D)	(D)	EE
8731	Commercial physical and biological research -----	2	(D)	(D)	(D)	AA
8732	Commercial economic, sociological, and educational research -----	2	(D)	(D)	(D)	AA
8734	Testing laboratories -----	15	8 418	4 851	1 307	399
874	Management and public relations services -----	71	(D)	(D)	(D)	FF
8741	Management services -----	23	22 832	6 429	926	193
8742	Management consulting services -----	21	5 782	1 255	275	51
8743	Public relations services -----	2	(D)	(D)	(D)	AA
8744	Facilities support management services -----	3	(D)	(D)	(D)	EE
8748	Business consulting services, n.e.c. -----	22	(D)	(D)	(D)	BB
<b>89</b>	<b>Services, n.e.c. -----</b>	<b>26</b>	<b>(D)</b>	<b>(D)</b>	<b>(D)</b>	<b>BB</b>

**Table 8b. Summary Statistics for Firms Exempt From Federal Income Tax for the Area Outside Metropolitan Areas: 1992**

[Includes only establishments with payroll. For meaning of abbreviations and symbols, see introductory text. For explanation of terms and comparability of 1987 and 1992 censuses, see appendix A. For definitions of CMSA's, MSA's, and PMSA's, see appendix D]

SIC code	Kind of business or operation	Establishments (number)	Revenue (\$1,000)	Annual payroll (\$1,000)	First-quarter payroll (\$1,000)	Paid employees for pay period including March 12 (number)
	<b>Total -----</b>	<b>466</b>	<b>644 672</b>	<b>296 543</b>	<b>70 479</b>	<b>16 181</b>
<b>7032, 704</b>	<b>Camps and membership lodging -----</b>	<b>4</b>	<b>611</b>	<b>166</b>	<b>32</b>	<b>16</b>
<b>792, 7991 pt., 7997, 7999 pt., 84</b>	<b>Selected amusement, recreation, and related services -----</b>	<b>35</b>	<b>8 385</b>	<b>2 520</b>	<b>450</b>	<b>256</b>
<b>8011 pt.; 8021 pt.; 805, 6, 8, 9</b>	<b>Selected health services -----</b>	<b>74</b>	<b>545 737</b>	<b>258 544</b>	<b>62 445</b>	<b>12 204</b>
8011 pt., 8021 pt., 805	Clinics of doctors of medicine and dentists -----	3	(D)	(D)	(D)	AA
	Nursing and personal care facilities -----	19	21 313	9 979	2 341	1 032
806	Hospitals -----	48	523 026	247 999	59 972	11 138
8062	General medical and surgical hospitals -----	43	456 963	202 313	49 119	9 401
8063, 9	Specialty hospitals -----	5	66 063	45 686	10 853	1 737
808, 9	Other health services -----	4	(D)	(D)	(D)	BB
<b>8111 pt.</b>	<b>Legal aid societies and similar legal services -----</b>	<b>6</b>	<b>(D)</b>	<b>(D)</b>	<b>(D)</b>	<b>BB</b>
<b>823, 4, 9</b>	<b>Selected educational services -----</b>	<b>3</b>	<b>(D)</b>	<b>(D)</b>	<b>(D)</b>	<b>AA</b>
<b>83</b>	<b>Social services -----</b>	<b>205</b>	<b>72 656</b>	<b>30 030</b>	<b>6 300</b>	<b>3 254</b>
835	Child day care services -----	47	6 331	3 120	935	537
832, 3, 6, 9	Other social services -----	158	66 325	26 910	5 365	2 717
832	Individual and family social services -----	77	17 777	7 859	1 910	938
833	Job training and vocational rehabilitation services -----	28	28 746	12 254	1 796	1 163
836	Residential care -----	12	7 795	3 471	870	298
839	Social services, n.e.c. -----	41	12 007	3 326	789	318
<b>861, 2, 4, 9</b>	<b>Selected membership organizations -----</b>	<b>134</b>	<b>13 886</b>	<b>3 647</b>	<b>863</b>	<b>372</b>
861	Business associations -----	33	2 393	767	174	57
864	Civic, social, and fraternal associations -----	64	7 879	1 684	404	212
862, 9	Other membership organizations -----	37	3 614	1 196	285	103
<b>873, 4 ex. 8744</b>	<b>Research, testing, and consulting services, except facilities support management services -----</b>	<b>5</b>	<b>1 613</b>	<b>679</b>	<b>177</b>	<b>32</b>
873	Research, development, and testing services -----	3	(D)	(D)	(D)	BB
874 ex. 8744	Management and public relations services, except facilities support management services -----	2	(D)	(D)	(D)	AA



**Table 9. Places With 2,500 Inhabitants or More Ranked by Volume of Receipts of Firms Subject to Federal Income Tax: 1992**

[Includes only establishments with payroll. For meaning of abbreviations and symbols, see introductory text. For explanation of terms and comparability of 1987 and 1992 censuses, see appendix A. For information on geographic areas followed by ▲, see appendix F]

Geographic area	Receipts		Cumulative receipts		Geographic area	Receipts		Cumulative receipts	
	Rank <sup>1</sup>	Amount (\$1,000)	Amount (\$1,000)	Percent of State total		Rank <sup>1</sup>	Amount (\$1,000)	Amount (\$1,000)	Percent of State total
<b>Louisiana -----</b>	<b>(X)</b>	<b>16 066 946</b>	<b>16 066 946</b>	<b>100.0</b>	<b>Louisiana—Con.</b>				
New Orleans -----	1	3 112 877	3 112 877	19.4	Westlake -----	46	21 603	11 144 359	69.4
Baton Rouge -----	2	1 726 556	4 839 433	30.1	Springhill -----	47	20 098	11 164 457	69.5
Shreveport ▲ -----	3	975 417	5 814 850	36.2	Vinton -----	48	18 888	11 183 345	69.6
Lafayette -----	4	974 647	6 789 497	42.3	Carencro -----	49	18 025	11 201 370	69.7
Lake Charles -----	5	424 506	7 214 003	44.9	Oakdale -----	50	17 888	11 219 258	69.8
Monroe -----	6	412 616	7 626 619	47.5	Many -----	51	17 723	11 236 981	69.9
Kenner -----	7	350 763	7 977 382	49.7	Baker -----	52	17 530	11 254 511	70.0
Houma -----	8	311 508	8 288 890	51.6	Winnsboro -----	53	16 872	11 271 383	70.2
Alexandria -----	9	292 433	8 581 323	53.4	Delhi -----	54	16 738	11 288 121	70.3
Slidell -----	10	220 455	8 801 778	54.8	Ponchatoula -----	55	16 489	11 304 610	70.4
New Iberia -----	11	210 251	9 012 029	56.1	Rayville -----	56	16 473	11 321 083	70.5
Bossier City -----	12	200 000	9 212 029	57.3	Franklin -----	57	16 444	11 337 527	70.6
Covington -----	13	127 805	9 339 834	58.1	Donaldsonville -----	58	13 560	11 351 087	70.6
Gretna -----	14	114 529	9 454 363	58.8	St. Martinville -----	59	13 443	11 364 530	70.7
Hammond -----	15	112 789	9 567 152	59.5	Rayne -----	60	12 577	11 377 107	70.8
Ruston -----	16	109 876	9 677 028	60.2	New Roads -----	61	12 262	11 389 369	70.9
Opelousas -----	17	104 224	9 781 252	60.9	Amite City -----	62	12 202	11 401 571	71.0
West Monroe -----	18	95 957	9 877 209	61.5	Jonesboro -----	63	11 832	11 413 403	71.0
Morgan City -----	19	94 297	9 971 506	62.1	Tallulah -----	64	11 723	11 425 126	71.1
Harahan -----	20	88 683	10 060 189	62.6	Mamou -----	65	11 280	11 436 406	71.2
Sulphur -----	21	85 529	10 145 718	63.1	Ferriday -----	66	10 145	11 446 551	71.2
Thibodaux -----	22	82 886	10 228 604	63.7	Scott -----	67	9 858	11 456 409	71.3
Gonzales -----	23	79 569	10 308 173	64.2	Franklinton -----	68	9 800	11 466 209	71.4
Natchitoches -----	24	58 791	10 366 964	64.5	Mansfield -----	69	9 478	11 475 687	71.4
Pineville -----	25	50 990	10 417 954	64.8	Kaplan -----	70	9 397	11 485 084	71.5
Abbeville -----	26	50 287	10 468 241	65.2	Farmerville -----	71	9 275	11 494 359	71.5
Denham Springs -----	27	47 907	10 516 148	65.5	Bunkie -----	72	8 937	11 503 296	71.6
Mandeville -----	28	46 699	10 562 847	65.7	Church Point -----	73	8 582	11 511 878	71.6
Minden -----	29	45 767	10 608 614	66.0	Breaux Bridge -----	74	7 724	11 519 602	71.7
Plaquemine -----	30	44 354	10 652 968	66.3	Jeanerette -----	75	6 318	11 525 920	71.7
Leesville -----	31	41 839	10 694 807	66.6	Jena -----	76	6 154	11 532 074	71.8
Ville Platte -----	32	37 857	10 732 664	66.8	Arcadia -----	77	6 146	11 538 220	71.8
Patterson -----	33	36 460	10 769 124	67.0	Vidalia -----	78	5 878	11 544 098	71.8
Port Allen -----	34	35 731	10 804 855	67.2	Lutcher -----	79	5 869	11 549 967	71.9
Winnfield -----	35	35 607	10 840 462	67.5	Homer -----	80	5 385	11 555 352	71.9
Crowley -----	36	35 158	10 875 620	67.7	Jonesville -----	81	5 382	11 560 734	72.0
Broussard -----	37	30 884	10 906 504	67.9	Berwick -----	82	5 100	11 565 834	72.0
Bogalusa -----	38	30 320	10 936 824	68.1	De Quincy -----	83	5 007	11 570 841	72.0
Bastrop -----	39	30 296	10 967 120	68.3	Vivian -----	84	4 293	11 575 134	72.0
De Ridder ▲ -----	40	29 389	10 996 509	68.4	Haynesville -----	85	3 154	11 578 288	72.1
Eunice ▲ -----	41	28 543	11 025 052	68.6	Walker -----	86	2 616	11 580 904	72.1
Zachary -----	42	25 659	11 050 711	68.8	Ball -----	87	1 564	11 582 468	72.1
Westwego -----	43	25 510	11 076 221	68.9	Welsh -----	88	1 209	11 583 677	72.1
Marksville -----	44	23 484	11 099 705	69.1	Lockport -----	89	822	11 584 499	72.1
Jennings -----	45	23 051	11 122 756	69.2	Lake Arthur -----	90	362	11 584 861	72.1
					Grambling -----	91	64	11 584 925	72.1
					Iowa -----	(X)	(D)	(X)	(X)
					Jackson -----	(X)	(D)	(X)	(X)
					Lake Providence -----	(X)	(D)	(X)	(X)
					Newllano -----	(X)	(D)	(X)	(X)

<sup>1</sup>Places with suppressed receipts (if applicable) are listed at end of table rather than by rank to avoid disclosing data for individual companies.

**Table 10. Parishes Ranked by Volume of Receipts of Firms Subject to Federal Income Tax: 1992**

[Includes only establishments with payroll. For meaning of abbreviations and symbols, see introductory text. For explanation of terms and comparability of 1987 and 1992 censuses, see appendix A. For information on geographic areas followed by ▲, see appendix F]

Geographic area	Receipts		Cumulative receipts		Geographic area	Receipts		Cumulative receipts	
	Rank <sup>1</sup>	Amount (\$1,000)	Amount (\$1,000)	Percent of State total		Rank <sup>1</sup>	Amount (\$1,000)	Amount (\$1,000)	Percent of State total
<b>Louisiana -----</b>	<b>(X)</b>	<b>16 066 946</b>	<b>16 066 946</b>	<b>100.0</b>	<b>Louisiana—Con.</b>				
Orleans -----	1	3 112 877	3 112 877	19.4	Iberia -----	11	251 030	13 057 262	81.3
Jefferson -----	2	2 794 011	5 906 888	36.8	St. Mary -----	12	234 560	13 291 822	82.7
East Baton Rouge -----	3	2 346 150	8 253 038	51.4	Bossier -----	13	221 727	13 513 549	84.1
Lafayette -----	4	1 125 739	9 378 777	58.4	Lafourche -----	14	185 946	13 699 495	85.3
Caddo -----	5	1 001 039	10 379 816	64.6	Tangipahoa -----	15	163 165	13 862 660	86.3
Calcasieu -----	6	599 816	10 979 632	68.3	Plaquemines -----	16	160 984	14 023 644	87.3
Ouachita -----	7	556 935	11 536 567	71.8	St. Landry -----	17	151 760	14 175 404	88.2
St. Tammany -----	8	469 263	12 005 830	74.7	St. Bernard -----	18	150 817	14 326 221	89.2
Rapides -----	9	426 098	12 431 928	77.4	Ascension -----	19	145 198	14 471 419	90.1
Terrebonne -----	10	374 304	12 806 232	79.7	St. Charles -----	20	131 784	14 603 203	90.9

**Table 10. Parishes Ranked by Volume of Receipts of Firms Subject to Federal Income Tax: 1992—Con.**

[Includes only establishments with payroll. For meaning of abbreviations and symbols, see introductory text. For explanation of terms and comparability of 1987 and 1992 censuses, see appendix A. For information on geographic areas followed by ▲, see appendix F]

Geographic area	Receipts		Cumulative receipts		Geographic area	Receipts		Cumulative receipts	
	Rank <sup>1</sup>	Amount (\$1,000)	Amount (\$1,000)	Percent of State total		Rank <sup>1</sup>	Amount (\$1,000)	Amount (\$1,000)	Percent of State total
<b>Louisiana—Con.</b>					<b>Louisiana—Con.</b>				
Lincoln .....	21	115 479	14 718 682	91.6	Jefferson Davis .....	41	27 694	15 749 444	98.0
St. John the Baptist .....	22	87 035	14 805 717	92.2	Franklin .....	42	23 940	15 773 384	98.2
Vermilion .....	23	82 237	14 887 954	92.7	Caldwell .....	43	22 108	15 795 492	98.3
Livingston .....	24	74 461	14 962 415	93.1	Cameron .....	44	21 069	15 816 561	98.4
Iberville .....	25	71 114	15 033 529	93.6	Madison .....	45	21 042	15 837 603	98.6
Webster .....	26	70 453	15 103 982	94.0	St. James .....	46	20 690	15 858 293	98.7
Acadia .....	27	69 921	15 173 903	94.4	East Feliciana .....	47	20 327	15 878 620	98.8
Natchitoches .....	28	61 958	15 235 861	94.8	Concordia .....	48	17 039	15 895 659	98.9
Evangeline .....	29	55 538	15 291 399	95.2	West Feliciana .....	49	15 716	15 911 375	99.0
Avoyelles .....	30	50 810	15 342 209	95.5	Jackson .....	50	14 350	15 925 725	99.1
Vernon .....	31	50 807	15 393 016	95.8	Pointe Coupee .....	51	14 249	15 939 974	99.2
Washington .....	32	47 232	15 440 248	96.1	Red River .....	52	13 817	15 953 791	99.3
West Baton Rouge .....	33	42 850	15 483 098	96.4	Union .....	53	13 229	15 967 020	99.4
Morehouse .....	34	39 209	15 522 307	96.6	Assumption .....	54	12 982	15 980 002	99.5
Richland .....	35	37 531	15 559 838	96.8	East Carroll .....	55	11 879	15 991 881	99.5
Winn .....	36	37 428	15 597 266	97.1	Claiborne .....	56	11 712	16 003 593	99.6
Beauregard .....	37	33 510	15 630 776	97.3	De Soto .....	57	11 570	16 015 163	99.7
St. Martin .....	38	31 212	15 661 988	97.5	Bienville .....	58	11 128	16 026 291	99.7
Allen .....	39	30 862	15 692 850	97.7	La Salle .....	59	9 487	16 035 778	99.8
Sabine .....	40	28 900	15 721 750	97.9	Catahoula .....	60	8 314	16 044 092	99.9
					Grant .....	61	7 458	16 051 550	99.9
					West Carroll .....	62	7 285	16 058 835	99.9
					Tensas .....	63	4 280	16 063 115	100.0
					St. Helena .....	64	3 831	16 066 946	100.0

<sup>1</sup>Counties with suppressed receipts (if applicable) are listed at end of table rather than by rank to avoid disclosing data for individual companies.

# Appendix A.

## General Explanation

### CENSUS COVERAGE AND METHODOLOGY

**Structure and method of enumeration.** Firms in the 1992 Census of Service Industries were divided into the nonmail universe and mail universe. The coverage and the method of obtaining census information from each follow:

1. The nonmail universe consisted of firms which were not required to file a regular census return and included:

- a. All taxable nonemployers, i.e., all firms subject to Federal income tax with no paid employees during 1992. Receipts information for these firms was obtained from administrative records of other Federal agencies. Although consisting of many firms, nonemployers accounted for less than 10 percent of total receipts of all establishments covered in the census.

The census included only those service nonemployer firms which reported a receipts volume of \$1,000 or more during 1992. Establishments exempt from Federal income tax with no paid employees were excluded as in previous censuses.

Data for nonemployers are not included in this report but are provided in a subsequent Non-employer Statistics report (SC92-N-1).

- b. Selected small employers, i.e., single-establishment firms with payroll below a specified cutoff. (The term "employers" refers to firms with one or more paid employees at any time during 1992 as shown in the active administrative records of other Federal agencies.) Although the payroll cutoff varied by kind of business, small employers generally included firms with less than 10 employees and represented about 10 percent of total receipts of establishments covered in the census.

Data on receipts, payroll, and employment for employer firms below the payroll cutoff were derived or estimated from administrative records of other Federal agencies, except for a sample of small employer firms in classifications for which specialized data requirements precluded reliance solely on administrative records sources. This sample was included in the mail universe.

2. The mail universe consisted of firms for which information was obtained by means of a mail canvass and included:

- a. Large employers, i.e., all multiestablishment firms, and all employer firms above the payroll size cutoff referred to in section 1b. Within this category, a report of company organization was conducted periodically to identify establishment locations of firms which operated at more than one location and to obtain information on payroll and mid-March employment at each location. The 1991 Report of Company Organization was used as a coverage check in the census. In the 1992 census, all multi-establishment firms were asked to notify the Census Bureau of any establishments for which a form was not received. Report forms were subsequently provided to the firms for these establishments.
- b. A sample of small employer firms in classifications for which specialized data precluded reliance solely on administrative records sources. These firms were sent the census mailing packages containing the appropriate 1992 questionnaire.

**Method of classifying kinds of business.** The service industries classifications for all establishments were based on the *Standard Industrial Classification Manual: 1987*<sup>1</sup> (SIC). However, the method of assigning these classifications, and the level of detail at which establishments were classified, differed between the nonmail and mail universes as follows:

1. The nonmail universe

- a. Nonemployers were classified on the basis of information obtained from administrative records of other Federal agencies.
- b. Selected small employers were classified on the basis of the most current census kind-of-business classification available from one of the Census Bureau's current sample surveys or the 1987 census. Otherwise, the classification was obtained from administrative records of other Federal agencies.

If the census or administrative record classifications proved inadequate (none corresponded to a 1992 census classification in the detail required for

<sup>1</sup>*Standard Industrial Classification Manual: 1987*. For sale by Superintendent of Documents, U.S. Government Printing Office, Washington, DC 20402. Stock No. 041-001-00314-2.

employers), the firm was sent a brief inquiry requesting information necessary to assign a 1992 census kind-of-business code.

2. Establishments in the mail universe were classified on the basis of their self-designation, answers to questions on receipts by type of service provided, and other special inquiries.

**Method of assigning tax status.** For kind-of-business classifications<sup>2</sup> where there were substantial numbers of taxable and tax-exempt establishments, establishments were classified based on the Federal income tax filing requirement for the establishment or organization. This classification was based primarily on the response to an inquiry on the census questionnaire. Establishments that indicated that all or part of their income was exempt from Federal income tax under provisions of section 501 of the IRS code were classified as tax-exempt; establishments indicating no such exemption were classified as taxable. All government-operated hospitals were classified as tax-exempt. For establishments in the nonmail universe, the tax status classification was based upon the type of tax return filed by the firm or organization.

For selected kind-of-business classifications<sup>3</sup> comprised primarily of tax-exempt establishments, all establishments in those classifications were defined as tax-exempt. All establishments in the remaining kind-of-business classifications (comprised primarily of taxable establishments) were defined as taxable.

## COMPARABILITY OF THE 1987 AND 1992 CENSUSES

The 1987 and 1992 censuses were conducted under similar conditions and procedures except for the following:

**Geographic areas.** The boundaries of a number of areas for which data are shown in the 1992 census are not the same as in the 1987 census because of annexations; other boundary changes; and redefinitions of metropolitan statistical areas (MSA's), primary metropolitan statistical areas (PMSA's), and consolidated metropolitan statistical areas (CMSA's).<sup>4</sup> In addition, data for consolidated cities are included in the 1992 census.

Data for special economic urban areas (SEUA's) with 10,000 inhabitants or more in Michigan, Minnesota, New York, and Wisconsin qualified for publication in the 1992 census. This included townships in Michigan and Minnesota and towns in New York and Wisconsin. However, Minnesota did not have any townships that met the population criteria.

<sup>2</sup>SIC's 7032, 792, 7991 pt., 7997, 7999 pt., 8011 pt., 8021 pt., 805, 806, 808, 809, 82, 83, 84 pt., 873 ex. 8733, 874 ex. 8744.

<sup>3</sup>SIC's 7041, 8111 pt., 84 pt., 86, 8733.

<sup>4</sup>Newly defined metropolitan areas (MA's) were announced by the Office of Management and Budget (OMB) effective June 30, 1993.

**Nonemployer firms.** In 1987, data for nonemployer firms were published for the United States, States, metropolitan areas, counties, and places in four regional reports in the Nonemployer Statistics Series (SC87-N-1 to -4).

For 1992, data for nonemployers by kind of business are presented in one *Nonemployer Statistics* report (SC92-N-1) for the United States, States, and metropolitan areas. Nonemployer data for counties and places are available on compact disc-read only memory (CD-ROM).

**Employment.** In 1987, employment data withheld to avoid disclosing data for individual companies were represented with the symbol "(D)." In 1992, withheld employment data are represented with symbols that denote employment size ranges. These symbols are defined in the introductory text.

**Sources of receipts/revenue.** In 1987, data on sources of receipts/revenue for selected industries were published with other industry-specific data in the *Miscellaneous Subjects* report (SC87-S-4) of the Subject Series. In 1992, sources of receipts/revenue data are presented separately in the *Sources of Receipts or Revenue* report (SC92-S-4) of the Subject Series.

**Legal form of organization.** In 1987, data on the number of individual proprietorships/partnerships were published in the Geographic Area Series. In 1992, individual proprietorship/partnership data are published in the *Establishment and Firm Size* report (SC87-S-1) and in the *Nonemployer Statistics* report (SC87-N-1).

## EXPLANATION OF TERMS

**Establishments.** An establishment is a single physical location at which business is conducted. It is not necessarily identical with a company or enterprise, which may consist of one establishment or more. Statistics for service industries represent a summary of reports for individual establishments rather than companies. For cases where a census report was received, separate information was obtained for each location where business was conducted. When administrative records of other Federal agencies were used instead of a census report, no information was available on the number of locations operated. Estimates of this number were derived from a sample and are provided in the service industries report, *Miscellaneous Subjects* (SC92-S-5). Each census report was tabulated according to the physical location at which the business was conducted. The count of establishments represents those in business at any time during 1992. Appendix G provides a comparison of the number of establishments active any time during the year versus the number in business at the end of the year.

When two activities or more were carried on at a single location under a single ownership, all activities generally were grouped together as a single establishment. The

entire establishment was classified on the basis of its major activity and all data for it were included in that classification. However, when distinct and separate economic activities (for which different industry classification codes were appropriate) were conducted at a single location under a single ownership, and when conditions prescribed by the SIC manual for recognizing the existence of more than one establishment were met, separate establishment reports for each of the different activities were obtained in the census.

Leased service departments (separately owned businesses operated as departments or concessions of other service establishments or of retail businesses, such as a separately owned shoeshine parlor in a barber shop, or a beauty shop in a department store) are treated as separate service establishments for census purposes. Leased retail departments located in service establishments (e.g., a gift shop located in a hotel) are considered separate retail establishments.

**Firms.** A firm is a business organization or entity consisting of one domestic establishment (location) or more under common ownership or control. All establishments of subsidiary firms are included as part of the controlling firm. For the economic census, the terms "firm" and "company" are synonymous.

**Receipts (Basic dollar volume measure for service establishments of firms subject to Federal income tax).** Includes receipts from customers or clients for services rendered, from the use of facilities, and from merchandise sold during 1992 whether or not payment was received in 1992, except for health practitioners and legal, architectural, engineering, and surveying services, which reported on a cash basis (payments received in 1992 regardless of when services were rendered). Excise taxes on gasoline, liquor, tobacco, etc., which are paid by the manufacturer or wholesaler and passed on in the cost of goods purchased by the service establishment, are also included. Receipts from leasing of vehicles, equipment, etc., marketed under operating leases are included in receipts figures as well as the fair sales value of merchandise marketed in 1992 under capital, finance, or "full payout" leases. Receipts also include the total value of service contracts, amounts received for work subcontracted to others, and dues and assessments from members and affiliates.

Receipts are net after deductions for refunds and allowances for merchandise returned by customers. Receipts do not include sales, occupancy, admissions, or other taxes collected from customers and remitted directly by the firm to a local, State, or Federal tax agency, nor do they include income from such sources as contributions, gifts, and grants; dividends, interest, and investments; or sale or rental of real estate. Also excluded are rents from and receipts (gross as well as the establishment's share) of departments and concessions which are operated by others; sales of used equipment rented or leased to

customers; commissions from vending machine operators; and other nonoperating income such as royalties, franchise fees, etc.

Receipts in this report do not include service receipts of manufacturers, wholesalers, retail establishments, or other businesses whose primary activity is other than service. They do, however, include receipts other than from services rendered (e.g., sale of merchandise to individuals or other businesses) by establishments primarily engaged in performing services and classified in the service industries.

**Revenue (Basic dollar volume measure for firms exempt from Federal income tax).** Includes revenue from customers or clients for services rendered and merchandise sold during 1992, whether or not payment was received in 1992. Also included are income from interest, dividends, gross contributions, gifts, grants (whether or not restricted for use in operations), rents, royalties, dues and assessments from members and affiliates, and receipts from fundraising activities. Receipts from taxable business activities of firms exempt from Federal income tax (Unrelated Business Income) are also included in revenue.

Revenue does not include sales, admissions, or other taxes collected by the organization from customers or clients and paid directly to a local, State, or Federal tax agency; income from the sale of real estate, investments, or other assets (except inventory held for resale); gross receipts of departments, concessions, etc., that are operated by others; and amounts transferred to operating funds from capital or reserve funds.

**Expenses.** Expenses include payroll, employee benefits, interest, rent, payroll taxes, cost of supplies used for operation, depreciation expenses, fundraising expenses, contracted or purchased services, and other expenses charged to operations during 1992.

Expenses in this report exclude outlays for the purchase of real estate; construction and all other capital improvements; funds invested; assessments or dues paid to the parent or other chapters of the same organization; and, for fundraising organizations, funds transferred to charities and other organizations.

**Annual payroll.** Payroll includes all forms of compensation, such as salaries, wages, commissions, bonuses, vacation allowances, sick-leave pay, employee contributions to qualified pension plans, and the value of payments in kind (e.g., free meals and lodgings) paid during the year to all employees. Tips and gratuities received by employees from patrons and reported to employers are included. For corporations, payroll includes amounts paid to officers and executives; for unincorporated businesses, it does not include profit or other compensation of proprietors or partners. Payroll is reported before deductions for social security, income tax, insurance, union dues, etc. This definition of payroll is the same as that used by the Internal Revenue Service (IRS) on form 941.

**First-quarter payroll.** This item consists of payroll, as defined above, paid to persons employed at any time during the quarter January to March 1992.

**Paid employees for pay period including March 12.** Paid employees consist of the full- and part-time employees, including salaried officers and executives of corporations, who were on the payroll during the pay period including March 12. Included are employees on paid sick leave, paid holidays, and paid vacations; not included are proprietors and partners of unincorporated businesses. The definition of paid employees is the same as that used on IRS form 941.

**Auxiliary establishments.** Each company included in this census was asked to identify and separately report auxiliary locations whose primary functions were to manage, administer, service, or support the activities of the other establishments of the company. Data presented in this report do not include auxiliary establishments. Data for auxiliaries are presented in a subsequent report issued as part of the *1992 Enterprise Statistics* reports.

## KIND-OF-BUSINESS CLASSIFICATIONS

Services, as defined in Division I of the 1987 Standard Industrial Classification (SIC) manual, includes establishments primarily engaged in rendering a wide variety of services to individuals, business and government establishments, and other organizations.

Establishments covered by the census were assigned kind-of-business classifications according to the industry classifications defined in the 1987 SIC manual. When a more detailed classification than defined in the SIC manual was needed, additional kinds of business were identified within an SIC industry.

The basis for a kind-of-business classification is described above in Method of Classifying Kinds of Business. Descriptions of those kinds of business for which data are provided in this report follow.

### Hotels, Rooming Houses, Camps, and Other Lodging Places (SIC Major Group 70)

This group includes establishments engaged in providing lodging, or lodging and meals, and camping facilities. Hotels which provide accommodations for permanent residents (e.g., apartment hotels) and residential mobile home parks are classified in Real Estate, Major Group 65.

**Hotels and motels (SIC 7011).** Commercial establishments, known to the public as hotels, motor hotels, motels, or tourist courts, primarily engaged in providing lodging, or lodging and meals.

For large geographic areas, data are presented for the following subdivisions of this classification:

1. Hotels, 25 guestrooms or more.
2. Hotels, less than 25 guestrooms.
3. Motels, tourist courts.
4. Motor hotels.

The classification of individual establishments into hotels, motor hotels, and motels and tourist courts was based primarily on the respondents' self-designation.

**Rooming and boarding houses (SIC 702).** Establishments renting rooms, with or without board, on a fee basis. Homes for the elderly, for children, and for the handicapped that provide additional services, other than nursing care, are classified in Industry 8361, and homes that provide nursing and/or health-related care are classified in Industry Group 805. Rooming and boarding houses operated by membership organizations for their members only are classified in Industry 7041.

**Sporting and recreational camps (SIC 7032).** Sporting and recreational camps providing lodging and meals, or lodging only. Included are children's camps, fishing camps, hunting camps, and dude ranches. Day camps and sports instructional camps, such as baseball, basketball, or football camps, are classified in Industry 7999.

**Recreational vehicle parks and campsites (SIC 7033).** Establishments providing overnight or short-term sites for recreational vehicles, trailers, campers, or tents. Residential trailer and mobile home parks are classified in Real Estate, Major Group 65.

**Organization hotels and lodging houses, on membership basis (SIC 704).** Lodging houses and hotels operated by membership organizations for the benefit of their members and guests, and not open to the general public. Hotels operated by such organizations but open to the public are classified in Industry 7011. Residential homes for the elderly and others in need of residential, social, and personal care are classified in Industry 8361.

### Personal Services (SIC Major Group 72)

This group includes establishments primarily engaged in providing services generally to individuals, such as barber and beauty shops, drycleaning plants, laundries, and photographic studios. For establishments classified in Industry Group 721, collecting and distributing units (branch outlets, pickup stations, terminals, or depots) owned and operated by a firm which does its own laundry work are not classified as separate establishments. Data for these units are merged with data for the plant where the work is done.

**Power laundries, family and commercial (SIC 7211).**

Establishments primarily engaged in operating mechanical laundries with steam or other power. Excluded are establishments which have power laundry equipment but which are primarily engaged in a specialty, such as industrial laundering, linen rental, or diaper service. These establishments are classified in other categories within Industry Group 721. Independently owned agencies for laundry plants are classified in Industry 7212. Laundries using small power equipment of household type are classified in Industry 7219.

**Garment pressing, and agents for laundries and dry-cleaners (SIC 7212).**

Establishments primarily engaged in providing laundry and drycleaning services but which have the laundry and/or drycleaning work done by others. Establishments in this industry may do their own pressing or finishing work. Independently owned collecting and distributing agencies serving drycleaning plants or power laundries are included in this classification.

**Linen supply (SIC 7213).**

Establishments primarily engaged in supplying, on a rental basis, such laundered items as uniforms, aprons, table covers, bed linens, and towels. Establishments included in this classification may or may not operate their own laundry facilities.

**Coin-operated laundries and drycleaning (SIC 7215).**

Establishments primarily engaged in the operation of coin-operated or similar self-service laundry and/or drycleaning equipment. Included are establishments known as laundromats, launderettes, self-service drycleaners, etc. Establishments which operate such machinery in apartment houses, dormitories, and similar locations are included. Establishments which rent such machinery (e.g., to apartment houses) are classified in Industry 7359.

For large geographic areas, data are presented for the following subdivisions of this classification:

1. Coin-operated laundries and drycleaning stores.
2. Coin-operated laundry routes.

**Drycleaning plants, except rug cleaning (SIC 7216).**

Establishments primarily engaged in drycleaning or dyeing apparel and household fabrics other than rugs. Establishments primarily engaged in cleaning rugs are classified in Industry 7217. Independently owned agencies for cleaning plants are classified in Industry 7212. Establishments known as "tailor shops" or "cleaners" are included in this classification only if they do their own cleaning. Establishments primarily engaged in dyeing fabrics for the trade are classified in Manufacturing, Major Group 22.

**Carpet and upholstery cleaning (SIC 7217).**

Establishments primarily engaged in cleaning carpets and upholstered furniture. Establishments primarily engaged in rug repair are classified in Industry 7699, those primarily

engaged in reupholstering and repairing furniture are classified in Industry 7641, and those primarily engaged in building cleaning are classified in Industry 7349.

**Industrial launderers (SIC 7218).**

Establishments primarily engaged in supplying laundered or drycleaned work uniforms, wiping towels, protective apparel (gloves, flame resistant clothing, etc.), dust control items (treated mats or rugs, mops, cloths, etc.), and similar items to industrial, commercial, and government users. These items may belong to the industrial launderers and be supplied to users on a rental basis, or they may belong to the customers. Establishments included in this industry may or may not operate their own laundry or drycleaning facilities.

**Laundry and garment services, n.e.c. (SIC 7219).**

Establishments primarily engaged in furnishing other laundry services, including repair, alteration, and storage of clothes for individuals; diaper service; and hand laundries. Custom tailors, dressmakers, and fur shops making fur apparel to custom order are classified in Retail Trade.

**Photographic studios, portrait (SIC 722).**

Establishments primarily engaged in still or video portrait photography for the general public. Included in this classification are school, home, and transient portrait photographers. Establishments primarily engaged in commercial photography are classified in Industry 7335; those primarily engaged in video tape production other than portrait are classified in Industry 7812; and those primarily engaged in film developing and/or print processing for the trade or for the general public are classified in Industry 7384.

**Beauty shops (SIC 723).**

Establishments primarily engaged in providing beauty services or both beauty and barber services. Beauty and cosmetology schools are also included. Beauty shop concessions (owned and operated by concessionaires) in hotels, department stores, etc., are classified in this industry and treated as separate establishments. However, beauty shops owned by and operated as part of other businesses (e.g., hotels, department stores) are considered part of the main establishment.

**Barber shops (SIC 724).**

Establishments primarily engaged in providing barber and men's hair styling services. Barber colleges are also included. Barber shop concessions (owned and operated by concessionaires) in hotels, department stores, etc., are classified in this industry and treated as separate establishments. However, barber shops owned by and operated as part of other businesses (e.g., hotels, department stores) are considered part of the main establishment.

**Shoe repair shops and shoeshine parlors (SIC 725).**

Establishments primarily engaged in repairing footwear or shining shoes. Also included are establishments engaged in cleaning and blocking hats. Shoe repair and shoeshine departments (owned and operated by concessionaires) in

hotels, department stores, etc., are classified in this industry and treated as separate establishments. However, shoe repair shops and shoeshine parlors owned and operated as part of other businesses (e.g., hotels, department stores) are considered part of the main establishment.

**Funeral service and crematories (SIC 726).** Establishments primarily engaged in preparing the dead for burial, conducting funerals, and cremating the dead. Receipts include sales of funeral merchandise, such as caskets and burial clothing, and other services provided directly by the establishments. Also included in the receipts are reimbursements for cash advances made to other establishments for funeral-related merchandise sales and services, such as flowers. Cemeteries, and crematories operated in conjunction with cemeteries, are classified in Real Estate, Industry 6553; crematories and burial services for pets are classified in Agriculture, Industry 0752.

**Tax return preparation services (SIC 7291).** Establishments primarily engaged in providing tax return preparation services without also providing accounting, auditing, or bookkeeping services. Establishments providing tax return preparation services which also provide accounting, auditing, or bookkeeping services are classified in Industry 8721. Tax return preparation services (owned and operated by concessionaires) in department stores, etc., are classified in this industry and treated as separate establishments. However, tax return preparation services owned and operated as part of other businesses are considered part of the main establishment.

**Miscellaneous personal services, n.e.c. (SIC 7299).** Establishments primarily engaged in providing personal services, not elsewhere classified, such as saunas; steam and Turkish baths; costume and formal wear rental; operation of coin-operated personal service machines, such as weighing machines, public lockers (except cold storage), pay toilets, etc.; checkroom concessions; dating service; diet or weight reducing workshops; and tanning salons. Establishments operating coin-operated amusement machines, such as pinball machines and juke boxes, are classified in Industry 7993. The operation of physical fitness facilities, including health fitness spas and reducing salons, is classified in Major Group 70 if lodging is also provided and in Industry 7991 if lodging is not provided.

For large geographic areas, data are presented for the following subdivisions of this classification:

1. Massage parlors, tanning salons, and saunas.
2. Diet and weight reducing services.
3. Formal wear rental.
4. Other personal services, n.e.c.

### **Business Services (SIC Major Group 73)**

This group includes establishments primarily engaged in providing services, not elsewhere classified, to business establishments on a contract or fee basis.

**Advertising agencies (SIC 7311).** Establishments primarily engaged in preparing advertising (writing copy, artwork, graphics, and other creative work) and placing such advertising in periodicals, newspapers, radio, television, or other advertising media for clients on a contract or fee basis. Establishments which place advertising with media but perform no creative services (media buying services) are classified in Industry 7319. Establishments which write advertising copy but do not place the advertising with media are classified in Industry 8999. Establishments which provide commercial art, graphics, or other creative advertising services but do not place the advertising with media are classified in Industry Group 733. Establishments which solicit advertising for nonaffiliated radio, television, newspapers, or magazines are classified in Industry 7313.

**Outdoor advertising services (SIC 7312).** Establishments primarily engaged in the preparation of poster displays and painted and electric displays on billboards, panels, bulletins, and frames, principally outdoors. Such establishments may (as incidental services) construct, repair, and maintain display boards and may post advertisements. Sign painting shops are classified in Industry 7389. Shops which make neon signs to order are classified in Manufacturing. Establishments primarily engaged in erecting signs are classified in Construction.

**Radio, television, and publishers' advertising representatives (SIC 7313).** Establishments primarily engaged in soliciting advertising on a contract or fee basis for (nonaffiliated) newspapers, magazines, and other publications, or for radio and television stations. Advertising sales offices operated by the media are classified as auxiliaries.

For large geographic areas, data are presented for the following subdivisions of this classification:

1. Radio and television advertising representatives.
2. Publishers' advertising representatives.

**Advertising, n.e.c. (SIC 7319).** Establishments primarily engaged in furnishing advertising services, not elsewhere classified, such as handbill distribution, distribution of samples, and transit advertising. Establishments which provide commercial art, graphics, or other creative advertising services but do not place the advertising with the media, are classified in Industry Group 733. Establishments primarily engaged in direct mail advertising, compiling and selling mailing lists, and related services are classified in Industry 7331.

**Adjustment and collection services (SIC 7322).** Establishments primarily engaged in the collection or adjustment of claims other than insurance. Establishments providing insurance adjustment services are classified in Insurance, Major Group 64. Establishments providing debt counseling or adjustment services for individuals are classified in Industry 7299. Centralized charge services are classified in Finance, Major Group 61.



**Credit reporting services (SIC 7323).** Establishments primarily engaged in providing mercantile and consumer credit reporting services. Establishments primarily engaged in conducting personal investigations (background) and preparing reports for insurance companies and other business firms are classified in Industry 7389.

**Direct mail advertising services (SIC 7331).** Establishments primarily engaged in furnishing direct mail advertising services, such as creating, producing, and mailing direct mail advertising. This industry also includes establishments primarily engaged in compiling and selling mailing lists. Establishments primarily engaged in reproducing direct mail copy to order but also providing other direct mail advertising services are classified in Manufacturing if they print the copy, and in Industry 7334 if they duplicate the copy by photocopying or similar reproduction methods.

For large geographic areas, data are presented for the following subdivisions of this classification:

1. Mailing list compilers, brokers, and managers.
2. Direct mail advertising services, except mailing list services.

**Photocopying and duplicating services (SIC 7334).** Establishments primarily engaged in reproducing text, drawings, plans, maps, or other copy by blueprinting, photocopying, mimeographing, or other methods of duplication other than printing or microfilming. Printing, including "quick printing," is classified in Manufacturing, and microfilming is classified in Industry 7389.

For large geographic areas, data are presented for the following subdivisions of this classification:

1. Blueprinting and photocopying services.
2. Duplicating services, except printing and photocopying.

**Commercial photography (SIC 7335).** Establishments engaged in providing commercial photography services for advertising agencies, publishers, and other business and industrial users. Establishments engaged in still and video portrait photography are classified in Industry 7221, and those primarily engaged in mapmaking are classified in Industry 7389. Establishments primarily engaged in medical photography are classified in Industry 8099. Establishments primarily engaged in producing commercial video tape or films are classified in Industry 7812.

**Commercial art and graphic design (SIC 7336).** Establishments primarily engaged in providing commercial art or graphic design services for advertising agencies, publishers, and other business and industrial users. Producers of still and slide films are classified here. Establishments primarily engaged in art, except commercial and medical art, are classified in Industry 8999; those engaged in medical art are classified in Industry 8099; and those providing drafting services are classified in Industry 7389.

For large geographic areas, data are presented for the following subdivisions of this classification:

1. Commercial art.
2. Graphic arts and related design.

**Secretarial and court reporting services (SIC 7338).** Establishments primarily engaged in furnishing secretarial, typing, word processing, resume writing, and court reporting services.

**Disinfecting and pest control services (SIC 7342).** Establishments primarily engaged in providing disinfection and termite, insect, rodent, and other pest control generally in dwellings or other buildings. Establishments primarily engaged in pest control for lawns or agricultural production are classified in Agriculture.

**Building cleaning and maintenance services, n.e.c. (SIC 7349).** Establishments primarily engaged in furnishing building cleaning and maintenance services, not elsewhere classified, such as window cleaning, janitorial services, floor waxing, and office cleaning. General contractors and special trade contractors primarily engaged in building repair work, cleaning building exteriors by sand or steam blasting, or cleaning up after construction are classified in Construction.

**Medical equipment rental and leasing (SIC 7352).** Establishments primarily engaged in renting or leasing (except finance leasing) medical equipment. These establishments may also sell medical supplies, but establishments primarily engaged in selling medical supplies are classified in Wholesale or Retail Trade. Establishments primarily engaged in finance leasing are classified in Finance, Industry 6159.

**Heavy construction equipment rental and leasing (SIC 7353).** Establishments primarily engaged in renting or leasing (except finance leasing) heavy construction equipment, with or without operators. Establishments primarily engaged in finance leasing are classified in Finance, Industry 6159.

For large geographic areas, data are presented for the following subdivisions of this classification:

1. Rental and leasing of heavy construction equipment without operators.
2. Rental and leasing of heavy construction equipment with operators.

**Equipment rental and leasing, n.e.c. (SIC 7359).** Establishments primarily engaged in renting or leasing (except finance leasing) equipment, not elsewhere classified, such as tools, furniture, industrial equipment (except heavy construction), televisions, appliances, party supplies, etc. Establishments primarily engaged in finance leasing are classified in Finance, Industry 6159.

Establishments renting or leasing automobiles and trucks without drivers are classified in Industry Group 751; those renting with drivers, in Transportation. Establishments renting (or leasing) medical equipment are classified in Industry 7352; video tapes and cassettes, in Industry 7841; amusement and recreation items, such as bicycles, beach chairs, etc., in Industry 7999; personal items, such as formal wear, lockers (other than refrigerated), and pillows, in Industry 7299; commercial boats, in Water Transportation, Major Group 44. Direct leasing of machinery or equipment by the manufacturer is classified in Manufacturing or Wholesale Trade. Establishments primarily leasing computer time, including time-sharing services, are classified in Industry 7374; and those renting or leasing computers or data processing equipment, in Industry 7377.

For large geographic areas, data are presented for the following subdivisions of this classification:

1. Equipment rental, except rent-to-own.
2. Equipment leasing, except finance leasing.
3. Rent-to-own.

**Employment agencies (SIC 7361).** Establishments primarily engaged in providing placement and employment services for employers or those seeking employment. Modeling agencies and nurses' registries are included. Theatrical employment agencies are classified in Industry 7922; motion picture casting bureaus, in Industry 7819; and establishments engaged in furnishing help to other businesses, in Industry 7363.

**Help supply services (SIC 7363).** Establishments primarily engaged in supplying temporary or continuing help (except agricultural) to other businesses on a contract or fee basis. The help supplied is on the payroll of the supplying establishment but is under the direct or general supervision of the business to whom the help is furnished. Establishments primarily engaged in providing placement and employment services are classified in Industry 7361. Establishments which provide both management and staff to operate a business are classified according to the type of activity of the business. Establishments primarily engaged in furnishing personnel to perform a range of services in support of the operation of other establishments are classified in Industry 8744. Farm labor supply is classified in Agriculture, Industry 0761.

For large geographic areas, data are presented for the following subdivisions of this classification:

1. Temporary help supply.
2. Employee leasing.
3. Other help supply services.

**Computer programming services (SIC 7371).** Establishments primarily engaged in providing custom computer programming services on a contract or fee basis. These

establishments often perform a variety of additional services, such as computer software design and analysis, modification of existing software, and training in the use of custom software. Establishments primarily engaged in the development and marketing of prepackaged software are classified in Industry 7372. Computer processing services are classified in Industry 7374.

**Prepackaged software (SIC 7372).** Establishments primarily engaged in designing and developing prepackaged software, including operating, utility, and applications programs. These establishments may also prepare software documentation for the user, install software for the user, and train the user in the use of the software. Establishments primarily engaged in buying and selling prepackaged software are classified in Wholesale or Retail Trade. Custom computer software services, including computer code authors, are classified in Industry 7371.

**Computer integrated systems (SIC 7373).** Establishments primarily engaged in developing or modifying computer software and packaging or bundling the software with hardware (computers and peripheral equipment) to create an integrated system for specific application. These establishments are involved in all phases of systems development, from design through installation. Establishments primarily engaged in buying and selling computer software and/or hardware are classified in Wholesale or Retail Trade, and establishments primarily engaged in manufacturing computers and/or peripheral equipment are classified in Manufacturing.

**Computer processing and data preparation and processing services (SIC 7374).** Establishments primarily engaged in providing computer processing and data preparation services. Service may consist of complete processing and preparation of reports from data supplied by the customer, or it may be specialized, such as data entry or making data processing equipment available on an hourly or time-sharing basis.

**Information retrieval services (SIC 7375).** Establishments primarily engaged in providing on-line information retrieval services on a contract or fee basis. The information generally involves a range of subjects and is taken from other primary sources. Establishments which collect and originate the data are classified in the industry associated with that activity.

**Computer facilities management services (SIC 7376).** Establishments primarily engaged in providing on-site management and operation of computer and data processing facilities on a contract or fee basis. Establishments primarily engaged in providing computer and data processing at their own facilities are classified in Industry 7374.

**Computer rental and leasing (SIC 7377).** Establishments primarily engaged in renting or leasing (except finance) computers and related data processing equipment on the

customers' site, whether or not also providing maintenance or support services. Establishments primarily engaged in both manufacturing and leasing computers and related data processing equipment are classified in Division D, Manufacturing, and separate establishments owned by the manufacturer and primarily engaged in leasing are classified in Wholesale Trade. Establishments primarily engaged in finance leasing of computers and related data processing equipment are classified in Finance, Industry 6159, and those primarily engaged in leasing computer time are classified in Industry 7374.

**Computer maintenance and repair (SIC 7378).** Establishments primarily engaged in the maintenance and repair of computers and computer peripheral equipment.

**Computer related services, n.e.c. (SIC 7379).** Establishments primarily engaged in providing computer related services, not elsewhere classified, such as computer consulting, disk and diskette conversion, and tape recertification.

For large geographic areas, data are presented for the following subdivisions of this classification:

1. Computer consultants.
2. Miscellaneous computer services, n.e.c.

**Detective, guard, and armored car services (SIC 7381).** Establishments primarily engaged in providing detective, guard, and armored car services. Fingerprint service, polygraph service, and rental of dogs for protective service are included in this classification.

For large geographic areas, data are presented for the following subdivisions of this classification:

1. Detective agencies and guard services.
2. Armored car services.

**Security systems services (SIC 7382).** Establishments primarily engaged in monitoring and maintaining security systems devices, such as burglar and fire alarms. These establishments may also sell, lease, and/or install the security systems which they monitor and maintain. Establishments primarily engaged in the sales and installation, or installation only, of such devices are classified in Construction, Industry 1731.

**News syndicates (SIC 7383).** Establishments primarily engaged in providing news, pictures, features, and news reporting services to newspapers and periodicals. Separate establishments of newspaper and periodical publishers which are engaged in gathering news are classified as auxiliaries.

**Photofinishing laboratories (SIC 7384).** Establishments primarily engaged in developing film and photographic prints and enlargements. Data for retail outlets (kiosks),

which are owned and operated by photofinishing laboratories for the pickup and delivery of film, are merged with data for the laboratory which owns them and are not treated as separate establishments. Establishments primarily engaged in processing motion picture and video film for the motion picture and television industries are classified in Industry 7819.

For large geographic areas, data are presented for the following subdivisions of this classification:

1. Photofinishing laboratories, except "one-hour" (mini) labs.
2. "One-hour" (mini) photofinishing.

**Business services, n.e.c. (SIC 7389).** Establishments primarily engaged in furnishing business services, not elsewhere classified, such as auctioneers' establishments (service only), business brokers, drafting service, independent lecture bureaus, inspection service, printing brokers, notaries public, and shop window decoration or trimming, on a commission or fee basis.

For large geographic areas, data are presented for the following subdivisions of this classification:

1. Sign painting shops. Establishments primarily engaged in making signs to individual order or in doing office door and window lettering. Establishments primarily engaged in making signs other than on a custom basis and neon sign manufacturers are classified in Manufacturing.
2. Interior designing. Establishments primarily engaged in advising clients on the selection of furniture, draperies, rugs, and other interior decorations on a commission or fee basis. Establishments providing interior designing service but primarily engaged in the sale of merchandise, are not included. Painting and papering contractors who frequently call themselves "interior decorators" are classified in Construction.
3. Telephone answering services. Establishments primarily engaged in transmitting telephone messages to their clients. Paging services are classified in Communications.
4. Water softening and conditioning services. Establishments primarily engaged in softening water by chemical treatment or other methods.
5. Packaging and labeling services. Establishments primarily engaged in packaging and labeling products, on a contract or fee basis, in packages or other containers normally intended for retail distribution. Companies primarily engaged in packing, crating, and otherwise preparing goods for shipping are classified in Transportation.
6. Trading stamp services. Establishments primarily engaged in selling trading stamps or merchandise coupons to merchants. The redemption stores of trading stamp companies are classified as auxiliary to this industry.

7. Convention and trade show services. Establishments primarily engaged in providing a variety of services to conventions and trade shows on a contract or fee basis, including decoration services, registration services, promotion, and other administrative functions.
8. Private mail centers. Establishments primarily engaged in providing mailbox rental and other postal and mailing (except advertising) services. In addition, establishments may provide typing, photocopying, and FAX services, and may sell office supplies.
9. Miscellaneous business services, n.e.c. Establishments primarily engaged in furnishing business services, not elsewhere classified.

### **Automotive Repair, Services, and Parking (SIC Major Group 75)**

This group includes establishments primarily engaged in furnishing automotive repair, rental, leasing, parking, and other services. Similar facilities owned and operated by concerns for their own use and not available to the general public are treated as auxiliary establishments of those concerns and are not included here. Automotive repair shops operated by establishments engaged in the sale of new automobiles are classified in Retail Trade, as are those operated by gasoline service stations (where sales of merchandise (including fuel) exceed repair receipts). Automobile driving instruction is classified in Industry 8299.

#### **Truck rental and leasing, without drivers (SIC 7513).**

Establishments primarily engaged in short-term rental or extended-term leasing (with or without maintenance) of trucks, truck tractors, or semitrailers without drivers. Establishments primarily engaged in renting or leasing, except finance leasing, of industrial trucks are classified in Industry 7359; those renting or leasing trucks with drivers are classified in Transportation, Industry Group 421; and those renting or leasing heavy construction and earth moving equipment are classified in Industry 7353. Establishments primarily engaged in finance leasing are classified in Finance, Major Group 61.

For large geographic areas, data are presented for the following subdivisions of this classification:

1. Truck rental, without drivers.
2. Truck leasing, except finance leasing.

**Passenger car rental (SIC 7514).** Establishments primarily engaged in short-term rental of passenger cars without drivers. Data for separate automotive rental offices or concessions (e.g., airport locations) in the same metropolitan area, for which a common fleet of cars is maintained, are merged and not considered as separate establishments. Establishments primarily engaged in renting automobiles with drivers are classified in Transportation, Industry 4119.

**Passenger car leasing (SIC 7515).** Establishments primarily engaged in extended-term leasing of passenger cars without drivers. These establishments may or may not provide maintenance of vehicles as part of the lease contract. Establishments primarily engaged in renting automobiles with drivers are classified in Transportation, Industry 4119. Establishments primarily engaged in finance leasing are classified in Finance, Major Group 61.

#### **Utility trailer and recreational vehicle rental (SIC 7519).**

Establishments primarily engaged in daily or extended-term rental of utility trailers and recreational vehicles. Establishments primarily engaged in renting motorcycles, bicycles, golf carts, gocarts, or recreational boats are classified in Industry 7999, and those engaged in renting airplanes are classified in Industry 7359. Establishments primarily engaged in the rental of mobile homes on site are classified in Real Estate, Industry 6515.

#### **Automobile parking (SIC 7521).**

Establishments primarily engaged in the temporary parking of automobiles usually on an hourly, daily, or monthly contract or fee basis. Excluded are municipal parking lots and lots operated by establishments or institutions primarily engaged in other activities (e.g., department stores, hospitals, restaurants). Valet parking is classified in Industry 7299. Establishments primarily engaged in extended or dead storage of automobiles are classified in Transportation, Industry 4226.

For large geographic areas, data are presented for the following subdivisions of this classification:

1. Parking lots.
2. Parking structures.

#### **Top, body, and upholstery repair shops and paint shops (SIC 7532).**

Establishments primarily engaged in the repair of automotive tops, bodies, and interiors, or automotive painting and refinishing. Also included in the industry are establishments primarily engaged in customizing automobiles, trucks, and vans, except on a factory basis. Those engaged in customizing automobiles, trucks, and vans on a factory basis are classified in Manufacturing, Industry Group 371.

For large geographic areas, data are presented for the following subdivisions of this classification:

1. Top and body repair shops.
2. Paint shops.

#### **Automotive exhaust system repair shops (SIC 7533).**

Establishments primarily engaged in the installation, repair, or sale and installation of automotive exhaust systems. The sale of mufflers, tailpipes, and catalytic converters is considered to be incidental to the installation of these products.

#### **Tire retreading and repair shops (SIC 7534).**

Establishments primarily engaged in repairing and retreading automotive tires. Establishments classified here may either retread customers' tires or retread tires for sale or exchange to the user or the trade.

**Automotive glass replacement shops (SIC 7536).** Establishments primarily engaged in the installation, repair, or sale and installation of automotive glass. The sale of the glass is considered incidental to the replacement.

**Automotive transmission repair shops (SIC 7537).** Establishments primarily engaged in the installation, repair, or sale and installation of automotive transmissions. The sale of transmissions and related parts is considered incidental to transmission installation or repair.

**General automotive repair shops (SIC 7538).** Establishments primarily engaged in general automotive repair, such as engine repair shops (except industrial truck engines), general repair and service garages, and diesel engine repair shops. Establishments primarily engaged in specialized repair of individual engine components, not elsewhere classified, are classified in Industry 7539. Establishments primarily engaged in repair of motorcycles are classified in Industry 7699.

For large geographic areas, data are presented for the following subdivisions of this classification:

1. General automotive repair shops, except diesel.
2. Diesel repair shops.

**Automotive repair shops, n.e.c. (SIC 7539).** Establishments primarily engaged in specialized automotive repair, not elsewhere classified, such as fuel service (carburetor repair), brake relining, front-end and wheel alignment, and radiator repair. Establishments primarily engaged in automotive welding are classified in Industry 7692.

For large geographic areas, data are presented for the following subdivisions of this classification:

1. Radiator repair.
2. Brake, front end, and wheel alignment.
3. Carburetor repair shops.
4. Automotive electrical repair shops.
5. Other automotive repair shops, n.e.c. Establishments primarily engaged in specialized automotive repairs, not elsewhere classified, such as frame repair, piston ring service and repair, speedometer repair, and heater and air-conditioning repair.

**Carwashes (SIC 7542).** Establishments primarily engaged in washing, waxing, and polishing motor vehicles or furnishing facilities for the self-service washing of motor vehicles.

**Automotive services, except repair and carwashes (SIC 7549).** Establishments primarily engaged in furnishing automotive services, except repair and carwashes, such as lubricating service, towing service, diagnostic service, undercoating service, and inspection service.

For large geographic areas, data are presented for the following subdivisions of this classification:

1. Lubrication shops.
2. Towing services.
3. Other automotive services, n.e.c.

### **Miscellaneous Repair Services (SIC Major Group 76)**

This group includes establishments primarily engaged in miscellaneous repair services, not elsewhere classified. Repair departments of retail dealers or manufacturers are not included unless operated as separate establishments and reported as such. This group does not include some repair services of which the more important are: repair to structures (classified in Construction); garment and shoe repair (classified in Major Group 72); automotive repair services (classified in Major Group 75); electronic computer and computer peripheral equipment repair services (classified in Industry 7378); ship and boat repair (classified in Manufacturing); and railroad repair (classified in Manufacturing).

**Radio and television repair shops (SIC 7622).** Establishments primarily engaged in repairing radios, televisions, phonographs, stereo equipment, and tape recorders. Also included are establishments engaged in installing and repairing television, amateur, and citizens' band antennas, and those engaged in installing and servicing similar equipment in homes, offices, boats, automobiles, or other vehicles. Establishments primarily engaged in installation, repair, or maintenance of radio and television broadcast transmitting antennas and towers are classified in Construction. Repair departments of radio and television dealers are not included here unless operated and reported as separate establishments.

**Refrigeration and air-conditioning service and repair shops (SIC 7623).** Establishments primarily engaged in servicing and repairing household and commercial electrical refrigerators and air-conditioning and refrigeration equipment. Establishments primarily engaged in servicing and repairing gas refrigeration equipment are classified in Industry 7699, and those repairing automotive air-conditioning equipment are classified in Industry 7539. Establishments primarily engaged in installing refrigeration and air-conditioning systems are classified in Construction.

**Electrical and electronic repair shops, n.e.c. (SIC 7629).** Establishments primarily engaged in servicing and repairing electrical and electronic equipment, not elsewhere classified, such as electrical household appliances (washing machines, vacuum cleaners, irons, toasters, etc.) and electrical and electronic industrial equipment. Electrical contractors and electrical shops engaged primarily in house wiring are included in Construction, Industry 1731. The repair of electric motors is classified in Industry 7694. Repair of electronic computers and computer peripheral equipment is classified in Industry 7378.

**Watch, clock, and jewelry repair (SIC 763).** Establishments primarily engaged in the repair of watches, clocks, or jewelry. Establishments primarily engaged in assembling watches from purchased parts are classified in Manufacturing, Industry 3873.

**Reupholstery and furniture repair (SIC 764).** Establishments primarily engaged in furniture reupholstery and repair. Establishments primarily engaged in selling upholstery materials, making slipcovers and draperies to order, or in upholstering new frames to individual order are classified in Retail Trade, as are establishments making furniture and cabinets on a custom basis.

**Welding repair (SIC 7692).** Establishments primarily engaged in repair work by welding, including automotive welding. Welding in connection with the manufacture of a product is classified in Manufacturing. Welding contractors doing welding work at construction sites are classified in Construction, Industry 1799.

**Armature rewinding shops (SIC 7694).** Establishments primarily engaged in rewinding armatures and rebuilding or repairing electric motors. Establishments classified here may either repair customers' equipment or repair their own equipment for sale or exchange to users or to the trade. Establishments primarily engaged in the repair of electrical appliances are classified in Industry 7629.

**Repair shops and related services, n.e.c. (SIC 7699).** Establishments primarily engaged in specialized repair services, not elsewhere classified, such as farm machinery and equipment repair; lawnmower, saw, knife, and tool sharpening and repair; bicycle repair; lock and gun repair; musical instrument repair; and the repair of typewriters. Repair services which involve primarily electrical or electronic equipment or components are classified in Industry 7629; however, primarily mechanical repair of electrically powered equipment, such as electric sewing machine repair, is included here.

For large geographic areas, data are presented for the following subdivisions of this classification:

1. Farm machinery and equipment repair.
2. Lawnmower and other small gasoline engine repair. Establishments primarily engaged in saw, knife, and tool sharpening are also included here.
3. Sewer and septic tank cleaning services. Establishments primarily engaged in cleaning or repairing sewers and septic tanks. Establishments which install septic tanks are classified in Construction.
4. Other repair and related services, n.e.c. Establishments primarily engaged in specialized repair services, not elsewhere classified, such as aircraft flight instrument repair (except electrical), blacksmith shops, bicycle repair, boiler repair, photographic equipment repair,

dental instrument repair, furnace and chimney cleaning, gunsmith shops, key duplicating shops, motorcycle repair, musical instrument tuning and repair, taxidermists, typewriter repair, umbrella repair, and venetian blind repair.

### **Motion Pictures (SIC Major Group 78)**

This group includes establishments producing and distributing motion pictures, exhibiting motion pictures in commercially operated theaters, and furnishing services to the motion picture industry. The term "motion pictures" includes similar productions for television or other media using film, tape, or other means.

**Motion picture and video tape production (SIC 7812).** Establishments primarily engaged in the production of theatrical and nontheatrical motion pictures and video tapes for exhibition or sale. Establishments engaged in both production and distribution of motion pictures are included here, as well as those engaged in the production of educational, industrial, and religious films. Establishments primarily engaged in motion picture and video tape reproduction are classified in Industry 7819.

For large geographic areas, data are presented for the following subdivisions of this classification:

1. Motion picture production, except for television.
2. Motion picture and tape production for television.

**Services allied to motion picture production (SIC 7819).** Establishments primarily engaged in performing auxiliary services to motion picture production, such as motion picture film processing, editing, and titling. Also included are casting bureaus, wardrobe and studio property rental, rental and repair of cameras and other motion picture equipment, stock footage film libraries, and television tape services (editing, transfers, etc.).

**Motion picture and video tape distribution (SIC 7822).** Establishments primarily engaged in the distribution (rental or sale) of theatrical and nontheatrical motion picture films or in the distribution of video tapes and disks, except to the general public. Establishments engaged in both distribution and production are classified in Industry 7812. Establishments primarily engaged in renting video tapes and disks to the general public are classified in Industry 7841, and those engaged in the sale of video tape and disks to individuals for personal or household use are classified in Retail Trade, Industry 5735.

For large geographic areas, data are presented for the following subdivisions of this classification:

1. Motion picture film exchanges.
2. Film and tape distribution for television.
3. Video tape wholesalers.

**Services allied to motion picture distribution (SIC 7829).** Establishments primarily engaged in performing auxiliary services to motion picture distribution, such as film delivery service, film purchasing and booking agencies, and film libraries.

**Motion picture theaters, except drive-in (SIC 7832).** Commercially operated theaters primarily engaged in the indoor exhibition of motion pictures.

**Drive-in motion picture theaters (SIC 7833).** Commercially operated theaters, commonly known as drive-in theaters, primarily engaged in the outdoor exhibition of motion pictures.

**Video tape rental (SIC 7841).** Establishments primarily engaged in renting recorded video tapes and disks to the general public for personal or household use. Establishments primarily engaged in renting video recorders and players are classified in Industry 7359. Establishments primarily engaged in selling recorded video tapes and disks to the general public are classified in Retail Trade, Industry 5735, and those engaged in the wholesale distribution of recorded video tapes and disks are classified in Industry 7822.

### **Amusement and Recreation Services, Except Motion Pictures (SIC Major Group 79)**

This group includes establishments primarily engaged in providing amusement, recreation, or entertainment services, not elsewhere classified. Gambling businesses, where legal, are also included in this Major Group; however, combined gambling and lodging facilities with 25 guestrooms or more are classified in Industry 7011. Establishments primarily engaged in operating museums, art galleries, arboreta, and botanical and zoological gardens are classified in Major Group 84.

**Dance studios, schools, and halls (SIC 791).** Establishments primarily engaged in operating public dance halls or ballrooms, dance studios, and dance schools. Establishments primarily engaged in renting facilities used as dance halls or ballrooms are classified in Real Estate, Industry 6512.

**Theatrical producers (except motion picture) and miscellaneous theatrical services (SIC 7922).** Establishments primarily engaged in providing live theatrical presentations, such as road companies and summer theaters. This industry also includes services allied with theatrical presentations, such as casting agencies; booking agencies for plays, artists, and concerts; scenery, lighting, and other equipment services; and theatrical ticket agencies. Also included in this industry are producers of live and taped radio programs and commercials and producers of live television programs.

For large geographic areas, data are presented for the following subdivisions of this classification:

1. Producers of live theatrical productions. Stock or repertory companies, whether or not operating their own theaters, are included here. Establishments primarily engaged in producing shows for dinner theaters but not operating the food service are also included here. Dinner theaters operating food service are classified in Retail Trade, Industry 5812.
2. Producers of radio and television shows, except tape producers. Establishments primarily engaged in producing shows for live presentation on radio and television. Producers of motion picture and television tape are classified in Industry 7812 and producers of radio tape in the subgroup Other theatrical services.
3. Artists' and entertainers' managers or agents, concert bureaus, and booking agents.
4. Other theatrical services. Establishments engaged in theatrical services, not elsewhere classified, such as ticket agencies; theatrical, television, and radio employment agencies; theatrical equipment rental and design; and lighting. Radio show tape producers are included here.

**Bands, orchestras, actors, and other entertainers and entertainment groups (SIC 7929).** Establishments primarily engaged in providing entertainment other than live theatrical presentations. These establishments include bands, orchestras, and entertainers.

For large geographic areas, data are presented for the following subdivisions of this classification:

1. Dance groups and artists.
2. Symphony orchestras, opera companies, and chamber music organizations.
3. Other music groups and artists. Dance and stage bands, orchestras (except symphony or chamber), combos, quintets, soloists, and similar musical organizations, groups, and artists.
4. Other entertainers and entertainment groups. Entertainers other than dance bands, symphony orchestras, dance groups, or similar musical and dance organizations.

**Bowling centers (SIC 7933).** Establishments primarily engaged in providing facilities for bowling.

**Professional sports clubs and promoters (SIC 7941).** Operators and promoters of professional and semiprofessional athletic clubs, promoters of athletic events, and managers of individual professional athletes. Receipts from radio or television broadcasts, from sales of players, from concession operators, and from noncustomer sources are not included in the total receipts for the activities

classified here. Establishments primarily engaged in renting stadiums and athletic fields to sports promoters and clubs are classified in Real Estate, Industry Group 651.

For large geographic areas, data are presented for the following subdivisions of this classification:

1. Baseball clubs.
2. Football clubs.
3. Other professional sports clubs.
4. Managers and promoters.

**Racing, including track operation (SIC 7948).** Promoters and participants in racing activities, including racetrack operators, operators of racing stables, jockeys, racehorse trainers, and race car owners and operators. Establishments which own racetracks but do not engage in promotion of racing events, are classified in Real Estate, Industry Group 651. Stables and kennels primarily engaged in breeding or boarding horses and dogs are classified in Agriculture, Industry 0752.

For large geographic areas, data are presented for the following subdivisions of this classification:

1. Auto racetrack operation.
2. Horse racetrack operation.
3. Dog racetrack operation.
4. Racing stables and racing, n.e.c.

**Physical fitness facilities (SIC 7991).** Establishments primarily engaged in operating reducing and other health clubs, spas, and similar facilities featuring exercise and other active physical fitness conditioning, whether or not on a membership basis. Establishments providing aerobic dance and exercise classes are also included here. Sports and recreation clubs are classified in Industry 7997 if operated on a membership basis, and in Industry 7992 or 7999 if open to the general public. Health resorts and spas providing lodging are classified in Major Group 70. Establishments that promote physical fitness through diet control are classified in Industry 7299.

For large geographic areas, data are presented for the following subdivisions of this classification:

1. Physical fitness centers, except gymnasiums and athletic clubs.
2. Gymnasiums and athletic clubs.

**Public golf courses (SIC 7992).** Privately operated establishments primarily engaged in the operation of golf courses open to the general public on a fee basis. Municipally owned and operated golf courses are not included. Membership golf and country clubs are classified in Industry 7997. Miniature golf courses and golf driving ranges are classified in Industry 7999.

**Coin-operated amusement devices (SIC 7993).** Establishments primarily engaged in operating coin-operated amusement devices either in their own or in other places of business. Such amusement devices include juke boxes, pinball machines, mechanical games, video games, slot machines (where legal), and similar types of amusement equipment. The amusement devices may also be operated by bills. Amusement arcades and parlors are also included. Establishments primarily engaged in rental of such devices are classified in Industry 7359.

**Amusement parks (SIC 7996).** Establishments known as amusement parks, theme parks, kiddie parks, etc., which group together a number of attractions, such as mechanical rides, amusement devices, refreshment stands, and picnic grounds. Individual ride operators or concessionaires operating within the park are classified in Industry 7999, as are carnivals operating without a fixed exhibition site. Owners of the park grounds (who do not operate the amusement parks) are classified in Real Estate, Industry Group 651.

**Membership sports and recreation clubs (SIC 7997).** Sports and recreation clubs which maintain facilities for use only by members and their guests, such as country, golf, tennis, yacht, and swimming clubs. Such establishments are classified here regardless of the proportion of receipts derived from food or liquor sales. Membership organizations engaged in civic, social, or fraternal activities are classified in Industry 864. Physical fitness facilities are classified in Industry 7991.

**Amusement and recreation services, n.e.c. (SIC 7999).** Establishments primarily engaged in the operation of sports, amusement, and recreation services, not elsewhere classified, such as bathing beaches, swimming pools, and riding academies and schools. Membership sports and recreation clubs not open to the general public are classified in Industry 7997.

For large geographic areas, data are presented for the following subdivisions of this classification:

1. Concession operators of amusement devices and rides. Concession operators of mechanical rides or of amusement devices in amusement parks, carnivals, circuses, or fairs; or operators of independently operated rides or devices of this type.
2. Carnivals and circuses. Establishments operating a group of amusement, service, and/or retail units, generally known as carnivals, which do not have any fixed exhibition site; or companies engaged in the operation of circuses having acrobatic and animal shows and individual circus acts. Side shows are included here. Individual performers in circuses are classified in Other entertainers and entertainment groups, a subgroup of Industry 7929.
3. Fairs. Establishments primarily engaged in arranging and operating the exhibitions and related activities



usually associated with county, State, or similar fairs. Carnivals and side shows which are part of the fairs but which are independently owned and operated are included in the subgroup Carnivals and circuses. Other independently owned and operated amusement device and ride concessions are included in the subgroup Concession operators of amusement devices and rides.

4. Roller skating rinks.
5. Ice skating rinks.
6. Other amusement and recreation services, n.e.c. Establishments primarily engaged in the commercial operation of sports, amusement, and recreation services, not elsewhere classified. Included are establishments engaged in instruction of sports or recreational activities, such as baseball, bridge, golf, judo, karate, skiing, swimming, and tennis. Also included are establishments renting articles for amusement and recreation, such as beach chairs and accessories, bicycles, golf carts, small boats and canoes, and saddle horses.

Other establishments in this classification include commercially operated bathing beaches, gambling establishments (where legal), golf driving ranges, miniature golf courses, riding academies and stables, shooting galleries, slot-car tracks, ski lifts, day camps, and establishments engaged in the commercial operation of swimming pools open to the general public for a fee. Municipally operated golf courses and swimming pools are excluded from this census. Privately owned tourist attractions, such as natural wonders or manmade exhibits, are included here. Museums, art galleries, and botanical and zoological gardens are included in Major Group 84.

### Health Services (SIC Major Group 80)

This group includes establishments primarily engaged in furnishing medical, surgical, and other health services to persons. Associations or groups, such as Health Maintenance Organizations (HMO's), primarily engaged in providing medical or other health services to members are included but those which only provide insurance covering hospitalization or medical costs are classified in Insurance, Major Group 63. Hospices providing medical services are also included in this Major Group and are classified according to the primary service provided. Health care facilities were primarily coded based on self-designation. Where multiple levels of care were indicated but were not apparently separate operations, the facility was generally classified based on the highest level of care provided. Veterinarians are classified in Agriculture, Industry Group 074.

**Offices and clinics of doctors of medicine (SIC 801).** Establishments of licensed practitioners having the degree of M.D. and engaged in the practice of general or specialized medicine and surgery. General medical clinics (staffed by licensed practitioners having M.D. degree) are also classified here.

Associations of physicians formed solely for sharing expenses (including payroll) are also included here. Receipts are not applicable for these associations since their operations are funded by reimbursements from member firms, and these funds are not considered operating receipts for medical services provided. However, their payroll and employment data are included in statistics presented for this category.

For large geographic areas, data are presented for the following subdivisions of this classification:

1. Offices of doctors of medicine. Includes offices as well as group clinics owned and operated by physicians for the purpose of carrying on their profession.
2. General medical clinics. Includes clinics not owned and operated by physicians associated for the purpose of carrying on their profession.

**Offices and clinics of dentists (SIC 802).** Establishments of licensed practitioners having the degree of D.D.S. (or D.D. Sc.) or D.M.D. and engaged in the practice of general or specialized dentistry, including dental surgery. Dental clinics are also classified here.

For large geographic areas, data are presented for the following subdivisions of this classification:

1. Offices of dentists. Includes offices as well as group clinics owned and operated by dentists associated for the purpose of carrying on their profession.
2. Dental clinics. Includes clinics not owned and operated by dentists associated for the purpose of carrying on their profession.

**Offices and clinics of doctors of osteopathy (SIC 803).** Establishments of licensed practitioners having the degree of D.O. and engaged in the practice of general or specialized osteopathic medicine and surgery.

For large geographic areas, data are presented for the following subdivisions of this classification:

1. Offices of osteopathic physicians.
2. Osteopathic clinics.

**Offices and clinics of chiropractors (SIC 8041).** Establishments of licensed practitioners having the degree of D.C. and engaged in the practice of chiropractic medicine.

**Offices and clinics of optometrists (SIC 8042).** Establishments of licensed practitioners having the degree of O.D. and engaged in the practice of optometry. Establishments where receipts are primarily from the sale of optical goods prescribed as a result of eye examinations performed at another establishment are classified in Retail Trade, Industry 5999.

**Offices and clinics of podiatrists (SIC 8043).** Establishments of licensed practitioners having the degree of D.P. and engaged in the practice of podiatry.

**Offices and clinics of health practitioners, n.e.c. (SIC 8049).** Establishments of health practitioners engaged in practice in health fields, not elsewhere classified, such as acupuncturists, midwives, nutritionists, physical and occupational therapists, and psychologists.

**Skilled nursing care facilities (SIC 8051).** Establishments primarily engaged in providing inpatient nursing and rehabilitative services to patients who require continuous health care but not hospital services. Care must be ordered by and under the direction of a physician. The staff must include a licensed nurse on duty continuously with a minimum of one full-time registered nurse on duty during each day shift. Included are establishments certified to deliver skilled nursing care under the Medicare and Medicaid programs.

**Intermediate care facilities (SIC 8052).** Establishments primarily engaged in providing inpatient nursing and rehabilitative services but not on a continuous basis. Staffing must include 24-hour per day personnel with a licensed nurse on duty full-time during each day shift. At least once a week, consultation with a registered nurse on the delivery of care is required. Included are facilities certified to deliver intermediate care under the Medicaid program.

**Nursing and personal care facilities, n.e.c. (SIC 8059).** Establishments primarily engaged in providing some nursing and/or health-related care to patients who do not require the degree of care and treatment that a skilled or intermediate care facility is designed to provide. Included are rest homes, convalescent homes, and other institutions where health care is a major element. Residential facilities, such as homes for the retarded and the elderly which provide personal care but where health care is incidental, are classified in Industry 8361.

**General medical and surgical hospitals (SIC 8062).** Establishments primarily engaged in providing general medical and surgical services and other hospital services. Specialty hospitals are classified in Industries 8063 and 8069.

**Psychiatric hospitals (SIC 8063).** Establishments primarily engaged in providing diagnostic medical services and inpatient treatment for the mentally ill. Establishments known as hospitals and primarily engaged in providing health care for the mentally retarded are classified in Industry 8051.

**Specialty hospitals, except psychiatric (SIC 8069).** Establishments primarily engaged in providing diagnostic services, treatment, and other hospital services for specialized categories of patients, except for the mentally ill.

**Medical laboratories (SIC 8071).** Establishments primarily engaged in providing professional analytic or diagnostic services to the medical profession or to the patient as

prescribed by a physician. Laboratories engaged in the manufacture of medical or pharmaceutical products are classified in Manufacturing. Laboratories engaged in commercial medical research are classified in Industry 8731, and those engaged in noncommercial medical research are classified in Industry 8733.

**Dental laboratories (SIC 8072).** Establishments primarily engaged in making dentures, artificial teeth, and orthodontic appliances to order for the dental profession. The manufacture of teeth other than to order is classified in Manufacturing. Establishments providing dental X-ray laboratory services are classified in Industry 8071.

**Home health care services (SIC 8082).** Establishments primarily engaged in providing skilled nursing or medical care in the home under supervision of a medical doctor. Establishments of registered or practical nurses engaged in the independent practice of their profession are classified in Industry 8049, and nurses' registries are classified in Industry 7361. Establishments primarily engaged in selling health care products for personal or household consumption are classified in Retail Trade, and those engaged in renting or leasing products for health care are classified in Industry 7352.

**Kidney dialysis centers (SIC 8092).** Establishments primarily engaged in providing kidney or renal dialysis services.

**Specialty outpatient facilities, n.e.c. (SIC 8093).** Establishments primarily engaged in outpatient care of a specialized nature, such as alcohol and drug treatment, birth control/family planning, etc., with permanent facilities and with medical staff to provide diagnosis, treatment, or both for patients who are ambulatory but do not require inpatient care.

**Health and allied services, n.e.c. (SIC 8099).** Establishments primarily engaged in providing health and allied services, n.e.c., such as blood banks, blood donor stations, childbirth preparation classes, medical photography and art, and oxygen tent services. Establishments of registered or practical nurses in independent practice are classified in Industry 8049. Ambulance services are classified in Transportation, Industry 4119.

## **Legal Services (SIC Major Group 81)**

This group includes establishments which are headed by members of the bar and are engaged in offering legal advice or legal services. Nonprofit legal services (including legal aid societies) are classified here. Associations of lawyers formed solely for the sharing of expenses (including payroll) and not for the purpose of jointly practicing their profession are also included. Receipts are not applicable for these associations since their operations are funded by reimbursements from member firms, and these

funds are not considered operating receipts for legal services provided. However, their payroll and employment data are included in statistics presented for this category.

### **Selected Educational Services (SIC's 823, 824, 829)**

This group includes libraries as well as establishments furnishing formal courses through correspondence, commercial, and trade schools. Elementary and secondary schools (Industry 8211); colleges, universities, and professional schools (Industry 8221); and junior colleges and technical institutes (Industry 8222) are out of scope of the census.

**Libraries (SIC 823).** Establishments primarily engaged in providing library services, including the circulation of books and other materials for reading, study, and reference.

**Data processing schools (SIC 8243).** Establishments primarily engaged in offering training in data processing (including data keying), computer programming, and in computer and peripheral equipment operation, maintenance, and repair.

**Business and secretarial schools (SIC 8244).** Establishments primarily engaged in offering courses in business machine operation, office procedures, and secretarial and stenographic skills.

**Vocational schools, n.e.c. (SIC 8249).** Establishments primarily engaged in offering specialized vocational courses, not elsewhere classified but not academic training. This industry includes apprentice training, aviation schools, commercial art schools, and practical nursing schools. Schools for the instruction of beauticians are classified in Industry 7231, and barber schools are classified in Industry 7241. Establishments primarily engaged in offering educational courses by mail are included here.

**Schools and educational services, n.e.c. (SIC 829).** Establishments primarily engaged in offering specialized educational courses and services, not elsewhere classified, such as music schools, drama schools, language schools, student exchange programs, and civil service and other short-term examination preparatory schools. Vocational counseling (excluding rehabilitation) is also included here. Educational testing is included in Industry 8748. Establishments primarily engaged in operating dance schools are classified in Industry 7911; those providing rehabilitation counseling are classified in Industry 8331; and those providing sports instruction in Industry 7999.

### **Social Services (SIC Major Group 83)**

This group includes establishments providing social services and rehabilitation services to those persons with social or personal problems requiring special services and to the physically challenged and the disadvantaged. Also

included are organizations soliciting funds to be used directly for these and related services, as well as community development and planning agencies. Government offices involved with the delivery of such services are out of scope of the census.

**Individual and family social services (SIC 832).** Establishments primarily engaged in providing one or more of a variety of individual and family social, counseling, welfare, or referral services, including refugee, disaster, and temporary relief services.

**Job training and vocational rehabilitation services (SIC 833).** Establishments primarily engaged in providing training, work experience, and vocational rehabilitation services for the unemployed, the underemployed, the physically challenged, and to persons who have a job market disadvantage because of lack of education or experience, skill obsolescence, or personal characteristics or problems. Included are upgrading and job development services, skill training, world-of-work orientation, and vocational rehabilitation counseling. Union apprentice training schools are classified in Industry 8249.

**Child day care services (SIC 835).** Establishments primarily engaged in care of infants or children, or in providing prekindergarten education, where medical care or delinquency correction is not a major element. These establishments may or may not have substantial educational programs and may care for older children when they are not in school. Establishments providing babysitting services are classified in Industry 7299. Head start centers operating in conjunction with elementary schools are classified in Industry 8211.

**Residential care (SIC 836).** Establishments primarily engaged in the provision of residential social and personal care for children, the elderly, and special categories of persons with some limits on ability for self-care but where medical care is not a major element. Included here are group foster homes; halfway group homes; homes for the retarded, the elderly, the deaf, and the blind; juvenile correctional homes; rehabilitation (residential) centers; and children's boarding homes. Boarding schools providing elementary and secondary education are classified in Industry 8211.

**Social services, n.e.c. (SIC 839).** Establishments primarily engaged in providing social services, not elsewhere classified, including community improvement, social change, and neighborhood development. Also included are organizations primarily engaged in soliciting contributions on their own account and administering appropriations and allocating funds among other agencies engaged in social welfare services; establishments primarily engaged in the prevention of criminal or antisocial behavior; and regional social service planning agencies. Establishments which raise funds on a contract basis are classified in Industry 7389. Civic, social, fraternal, and political organizations are included

in Major Group 86. Industrial development consulting and planning is classified in Industry 8748. Philanthropic trusts and foundations which are not actually engaged in providing social welfare services are classified in Finance, Industry 6732.

### **Museums, Art Galleries, and Botanical and Zoological Gardens (SIC Major Group 84)**

This major group includes commercial and noncommercial museums, art galleries, arboreta, and botanical and zoological gardens.

**Museums and art galleries (SIC 8412).** Establishments primarily engaged in the commercial or noncommercial operation of museums and art galleries. Historical, cultural, and educational societies whose functions are primarily providing attractions for the public are included here. Art galleries or art dealers primarily selling to the general public are classified in Retail Trade, Industry 5999.

**Arboreta and botanical or zoological gardens (SIC 8422).** Establishments primarily engaged in the commercial or noncommercial operation of arboreta and botanical and zoological gardens.

### **Selected Membership Organizations (SIC's 861, 862, 864, 869)**

This group includes organizations operating on a membership basis for the promotion of the interests of their members. Also included are organizations which are not operated on a membership basis but which promote the interests of a constituency or group of supporters. This group does not include business establishments operated by membership organizations, such as hotels open to the general public, golf and country clubs, fraternity and sorority houses, and credit unions. Such establishments are classified according to their primary activity.

Establishments of religious organizations operated for worship or for promotion of religious activities, such as churches, convents, and religious schools and missions, are classified in Industry 8661 and are out of scope of the census. Also excluded are Labor unions and similar labor organizations (Industry 8631) and Political organizations (Industry 8651).

**Business associations (SIC 861).** Membership organizations engaged in promoting business interests of their members, such as better business bureaus, boards of trade, chambers of commerce, industrial standards committees, merchants' associations, real estate boards, and trade associations. Membership organizations formed to carry out a specific business function, such as common marketing of crops or joint advertising, are classified according to the function performed.

**Professional membership organizations (SIC 862).** Membership organizations of professional persons formed for the advancement of the interests of their profession, such as bar associations, engineering associations, and scientific membership organizations.

**Civic, social, and fraternal associations (SIC 864).** Membership organizations engaged in civic, social, or fraternal activities, such as alumni associations, citizens' associations, fraternities, scout organizations, singing societies, university clubs, veterans' organizations, youth associations, and consumer education and public advocacy groups (except organizations primarily engaged in research). Bars and restaurants owned and operated by organizations for use by members and guests only are also classified here. Hotels and lodging houses operated by organizations for use by members and their guests only, including fraternity and sorority houses, are classified in Industry 7041. Membership sports and recreation clubs are classified in Industry 7997. Homeowner, tenant, and condominium associations primarily engaged in managing real estate are classified in Real Estate, Industry 6531.

**Membership organizations, n.e.c. (SIC 869).** Membership organizations, not elsewhere classified, such as athletic regulatory associations, automobile owners' associations, farm bureaus, historical clubs, and humane societies.

### **Engineering, Accounting, Research, Management, and Related Services (SIC Major Group 87)**

This group includes establishments primarily engaged in providing engineering, architectural, and surveying services; accounting, auditing, and bookkeeping services; research, development, and testing services; and management and public relations services.

**Engineering services (SIC 8711).** Establishments primarily engaged in providing professional engineering services. Establishments primarily providing and supervising their own engineering staff on temporary contract to other firms are included here. Establishments providing engineering but not supervisory, personnel are classified in Industry 7363. Photogrammetric engineering services are classified in Industry 8713.

**Architectural services (SIC 8712).** Establishments primarily engaged in providing professional architectural services. Landscape architectural services are classified in Agriculture, Industry 0781. Establishments primarily engaged in providing graphic arts and related design services are classified in Industry 7336, and those providing drafting services are classified in Industry 7389.

**Surveying services (SIC 8713).** Establishments primarily engaged in providing professional land, water, and aerial surveying services.

**Accounting, auditing, and bookkeeping services (SIC 8721).** Establishments primarily engaged in furnishing accounting, bookkeeping, and related auditing services. These establishments may use data processing and tabulating techniques as part of providing their services. However,

establishments primarily engaged in providing data processing and tabulating services are classified in Industry 7374. Establishments providing income tax return preparation services, without also furnishing accounting, auditing, or bookkeeping services, are classified in Industry 7291.

**Commercial physical and biological research (SIC 8731).**

Establishments primarily engaged in physical and biological research and development on a contract or fee basis. Noncommercial research establishments (funded by endowments, grants, or contributions) are classified in Industry 8733. Separate establishments of aircraft, guided missile, or spacecraft manufacturers primarily engaged in research and development on these products are classified in Manufacturing, Major Group 37.

For large geographic areas, data are presented for the following subdivisions of this classification:

1. Commercial physical research.
2. Commercial medical and biological research.

**Commercial economic, sociological, and educational research (SIC 8732).**

Establishments primarily engaged in performing business, marketing, opinion, and other economic, sociological, and educational research on a contract or fee basis. Noncommercial research establishments (funded by endowments, grants, or contributions) are classified in Industry 8733.

**Noncommercial research organizations (SIC 8733).** Establishments primarily engaged in performing research into and dissemination of information for public health, education, or general welfare. These establishments primarily operate on funds from endowments, contributions, and grants. Establishments which fund such research, although the actual research may be contracted out to other establishments, are also classified here.

**Testing laboratories (SIC 8734).** Establishments primarily engaged in providing testing services. Establishments performing clinical laboratory testing for the medical profession are classified in Industry 8071.

**Management services (SIC 8741).** Establishments primarily engaged in furnishing general or specialized management services on a day to day basis and on a contract or fee basis. Establishments classified here do not provide operating staff. Management and operation of a business, where operating staff as well as management is provided, is classified according to the activity of the establishment managed. Construction management services are classified here.

**Management consulting services (SIC 8742).** Establishments primarily engaged in furnishing operating counsel and assistance to managements of private, nonprofit, and public organizations. These establishments generally perform a variety of activities, such as strategic and organizational planning; financial planning and budgeting; marketing objectives and policies planning; information systems

planning, evaluation, and selection; human resources policies and practices planning; and production scheduling and control planning.

**Public relations services (SIC 8743).** Establishments primarily engaged in the preparation of materials, written or spoken, which are designed to promote the interests of their clients by attempting to influence the general public or other groups.

**Facilities support management services (SIC 8744).**

Establishments primarily engaged in furnishing personnel to perform a range of services in support of the operations of other establishments, or those engaged in providing a number of different continuing services, on a contract or fee basis, within other establishments. Establishments which provide management and staff to operate a business are classified according to the type of activity of the business. Establishments primarily providing one specialized service are classified in the specialized industry. Establishments primarily supplying temporary or continuing help (except agricultural) are classified in Industry 7363. Establishments which provide management services only (except agricultural) are classified in Industry 8741. Computer facilities management is classified in Industry 7376.

**Business consulting services, n.e.c. (SIC 8748).** Establishments primarily engaged in furnishing business consulting services, not elsewhere classified, on a contract or fee basis. Included are agricultural, economic, educational, and systems engineering consultants as well as city planners and testing services (educational or personnel).

**Services, Not Elsewhere Classified (SIC Major Group 89)**

Establishments primarily providing services, not elsewhere classified, such as artists (excluding commercial and medical artists), authors, scientific consultants (working on their own account), inventors, lecturers, music arrangers, newspaper columnists, radio commentators, song writers, weather forecasters, and writers.

There is evidence that among small employer establishments (for which kind-of-business information is obtained from administrative records), many service establishments are classified incorrectly in this industry because there is insufficient information to determine the correct kind-of-business classification. Therefore, the published data probably overstate the number of establishments and level of activity for this category.

For large geographic areas, data are presented for the following subdivisions of this classification:

1. Scientific and related consulting services, except environmental.
2. Environmental consulting.
3. Authors, composers, and other arts-related services.
4. Other services, n.e.c.

## Appendix B. **Sample Report Form and Instructions**

---

The sample report form and instructions are shown on the following pages.



# Appendix C.

## Kind-of-Business Titles and Reporting-Form Numbers

[Listed below are service industries kind-of-business titles and their corresponding reporting-form numbers. Requests for copies of any of these forms, including the inquiries used to classify establishments by kind of business, should be directed to the Services Division, Bureau of the Census, Washington, DC 20233]

SIC code	Title	Reporting form CB-	SIC code	Title	Reporting form CB-
<b>70</b>	<b>HOTELS, ROOMING HOUSES, CAMPS, AND OTHER LODGING PLACES</b>		<b>73</b>	<b>BUSINESS SERVICES—Con.</b>	
7011 pt.	Hotels, 25 guestrooms or more .....	7001	7377	Computer rental and leasing .....	7307
7011 pt.	Hotels, less than 25 guestrooms .....	7001	7378	Computer maintenance and repair .....	7307
7011 pt.	Motels, tourist courts .....	7001	7379 pt.	Computer consultants .....	7307
7011 pt.	Motor hotels .....	7001	7379 pt.	Miscellaneous computer services, n.e.c. ....	7307
702	Rooming and boarding houses .....	7002	7381 pt.	Detective agencies and guard services .....	7308
7032	Sporting and recreational camps .....	7002	7381 pt.	Armored car services .....	7308
7033	Recreational vehicle parks and campsites .....	7002	7382	Security systems services .....	7308
704	Organization hotels and lodging houses, on membership basis. ....	7002	7383	News syndicates .....	7308
			7384 pt.	Photofinishing laboratories, except "one-hour" (mini) labs .....	7303
			7384 pt.	"One-hour" (mini) photofinishing .....	7303
<b>72</b>	<b>PERSONAL SERVICES</b>		7389 pt.	Sign painting shops .....	7308
7211	Power laundries, family and commercial .....	7201	7389 pt.	Interior designing .....	7308
7212	Garment pressing, and agents for laundries and drycleaners .....	7201	7389 pt.	Telephone answering services .....	7308
7213	Linen supply .....	7201	7389 pt.	Water softening and conditioning services .....	7308
7215 pt.	Coin-operated laundries and drycleaning stores .....	7201	7389 pt.	Packaging and labeling services .....	7308
7215 pt.	Coin-operated laundry routes .....	7201	7389 pt.	Trading stamp services .....	7308
7216	Drycleaning plants, except rug cleaning .....	7201	7389 pt.	Convention and trade show services .....	7308
7217	Carpet and upholstery cleaning .....	7201	7389 pt.	Private mail centers .....	7308
7218	Industrial launderers .....	7201	7389 pt.	Miscellaneous business services, n.e.c. ....	7308
7219	Laundry and garment services, n.e.c. ....	7201			
722	Photographic studios, portrait .....	7303	<b>75</b>	<b>AUTOMOTIVE REPAIR, SERVICES, AND PARKING</b>	
723	Beauty shops .....	7202	7513 pt.	Truck rental, without drivers .....	7501
724	Barber shops .....	7202	7513 pt.	Truck leasing, except finance leasing .....	7501
725	Shoe repair shops and shoeshine parlors .....	7202	7514	Passenger car rental .....	7501
726	Funeral service and crematories .....	7202	7515	Passenger car leasing .....	7501
7291	Tax return preparation services .....	7202	7519	Utility trailer and recreational vehicle rental .....	7501
7299 pt.	Massage parlors, tanning salons, and saunas .....	7202	7521 pt.	Parking lots .....	7502
7299 pt.	Diet and weight reducing services .....	7202	7521 pt.	Parking structures .....	7502
7299 pt.	Formal wear rental .....	7202	7532 pt.	Top and body repair shops .....	7503
7299 pt.	Other personal services, n.e.c. ....	7202	7532 pt.	Paint shops .....	7503
<b>73</b>	<b>BUSINESS SERVICES</b>		7533	Automotive exhaust system repair shops .....	7503
7311	Advertising agencies .....	7301	7534	Tire retreading and repair shops .....	7503
7312	Outdoor advertising services .....	7301	7536	Automotive glass replacement shops .....	7503
7313 pt.	Radio and television advertising representatives .....	7301	7537	Automotive transmission repair shops .....	7503
7313 pt.	Publishers' advertising representatives .....	7301	7538 pt.	General automotive repair shops, except diesel .....	7503
7319	Advertising, n.e.c. ....	7301	7538 pt.	Diesel repair shops .....	7503
7322	Adjustment and collection services .....	7302	7539 pt.	Radiator repair .....	7503
7323	Credit reporting services .....	7302	7539 pt.	Brake, front end, and wheel alignment .....	7503
7331 pt.	Mailing list compilers, brokers, and managers .....	7303	7539 pt.	Carburetor repair shops .....	7503
7331 pt.	Direct mail advertising services, except mailing list services .....	7303	7539 pt.	Automotive electrical repair shops .....	7503
7334 pt.	Blueprinting and photocopying services .....	7303	7539 pt.	Other automotive repair shops, n.e.c. ....	7503
7334 pt.	Duplicating services, except printing and photocopying .....	7303	7542	Carwashes .....	7503
7335	Commercial photography .....	7303	7549 pt.	Lubrication shops .....	7503
7336 pt.	Commercial art .....	7303	7549 pt.	Towing services .....	7503
7336 pt.	Graphic arts and related design .....	7303	7549 pt.	Other automotive services, n.e.c. ....	7503
7338	Secretarial and court reporting services .....	7303	<b>76</b>	<b>MISCELLANEOUS REPAIR SERVICES</b>	
7342	Disinfecting and pest control services .....	7304	7622	Radio and television repair shops .....	7600
7349	Building cleaning and maintenance services, n.e.c. ....	7304	7623	Refrigeration and air-conditioning service and repair shops .....	7600
7352	Medical equipment rental and leasing .....	7305	7629	Electrical and electronic repair shops, n.e.c. ....	7600
7353 pt.	Rental and leasing of heavy construction equipment without operators .....	7305	763	Watch, clock, and jewelry repair .....	7600
7353 pt.	Rental and leasing of heavy construction equipment with operators .....	7305	764	Reupholstery and furniture repair .....	7600
7359 pt.	Equipment rental, except rent-to-own .....	7305	7692	Welding repair .....	7600
7359 pt.	Equipment leasing, except finance leasing .....	7305	7694	Armature rewinding shops .....	7600
7359 pt.	Rent-to-own .....	7305	7699 pt.	Farm machinery and equipment repair .....	7600
7361	Employment agencies .....	7306	7699 pt.	Lawnmower and other small gasoline engine repair .....	7600
7363 pt.	Temporary help supply .....	7306	7699 pt.	Sewer and septic tank cleaning services .....	7600
7363 pt.	Employee leasing .....	7306	7699 pt.	Other repair and related services, n.e.c. ....	7600
7363 pt.	Other help supply services .....	7306	<b>78</b>	<b>MOTION PICTURES</b>	
7371	Computer programming services .....	7307	7812 pt.	Motion picture production, except for television .....	7801
7372	Prepackaged software .....	7307	7812 pt.	Motion picture and tape production for television .....	7801
7373	Computer integrated systems .....	7307	7819	Services allied to motion picture production .....	7801
7374	Computer processing and data preparation and processing services .....	7307	7822 pt.	Motion picture film exchanges .....	7801
7375	Information retrieval services .....	7307	7822 pt.	Film and tape distribution for television .....	7801
7376	Computer facilities management services .....	7307	7822 pt.	Video tape wholesalers .....	7801
			7829	Services allied to motion picture distribution .....	7801
			7832	Motion picture theaters, except drive-in .....	7802
			7833	Drive-in motion picture theaters .....	7802
			7841	Video tape rental .....	7803



SIC code	Title	Reporting form CB-	SIC code	Title	Reporting form CB-
<b>79</b>	<b>AMUSEMENT AND RECREATION SERVICES, EXCEPT MOTION PICTURES AND MUSEUMS</b>		<b>81</b>	<b>LEGAL SERVICES</b>	
791	Dance studios, schools, and halls .....	7903	81 pt.	Offices of lawyers .....	8100
7922 pt.	Producers of live theatrical productions .....	7901	81 pt.	Legal aid societies and similar legal services .....	8100
7922 pt.	Producers of radio and television shows, except tape producers .....	7901	<b>823, 4,</b>	<b>SELECTED EDUCATIONAL SERVICES</b>	
7922 pt.	Artists' and entertainers' managers or agents, concert bureaus, and booking agents .....	7901	<b>9</b>		
7922 pt.	Other theatrical services .....	7901	823	Libraries .....	8200
7929 pt.	Dance groups and artists .....	7901	8243	Data processing schools .....	8200
7929 pt.	Symphony orchestras, opera companies, and chamber music organizations .....	7901	8244	Business and secretarial schools .....	8200
7929 pt.	Other music groups and artists .....	7901	8249	Vocational schools, n.e.c. ....	8200
7929 pt.	Other entertainers and entertainment groups .....	7901	829	Schools and educational services, n.e.c. ....	8200
7933	Bowling centers .....	7902	<b>83</b>	<b>SOCIAL SERVICES</b>	
7941 pt.	Baseball clubs .....	7902			
7941 pt.	Football clubs .....	7902	832	Individual and family social services .....	8300
7941 pt.	Other professional sports clubs .....	7902	833	Job training and vocational rehabilitation services .....	8300
7941 pt.	Managers and promoters .....	7902	835	Child day care services .....	8300
7948 pt.	Auto racetrack operation .....	7902	836	Residential care .....	8300
7948 pt.	Horse racetrack operation .....	7902	839	Social services, n.e.c. ....	8300
7948 pt.	Dog racetrack operation .....	7902	<b>84</b>	<b>MUSEUMS, ART GALLERIES, AND BOTANICAL AND ZOOLOGICAL GARDENS</b>	
7948 pt.	Racing stables and racing, n.e.c. ....	7902			
7991 pt.	Physical fitness centers, except gymnasiums and athletic clubs .....	7903	8412	Museums and art galleries .....	8400
7991 pt.	Gymnasiums and athletic clubs .....	7903	8422	Arboreta and botanical or zoological gardens .....	8400
7992	Public golf courses .....	7903			
7993	Coin-operated amusement devices .....	7903	<b>86</b>	<b>SELECTED MEMBERSHIP ORGANIZATIONS</b>	
7996	Amusement parks .....	7902			
7997	Membership sports and recreation clubs .....	7903	861	Business associations .....	8600
7999 pt.	Concession operators of amusement devices and rides .....	7903	862	Professional membership organizations .....	8600
7999 pt.	Carnivals and circuses .....	7903	864	Civic, social, and fraternal associations .....	8600
7999 pt.	Fairs .....	7903	869	Membership organizations, n.e.c. ....	8600
7999 pt.	Roller skating rinks .....	7903	<b>87</b>	<b>ENGINEERING, ACCOUNTING, RESEARCH, MANAGEMENT, AND RELATED SERVICES</b>	
7999 pt.	Ice skating rinks .....	7903			
7999 pt.	Other amusement and recreation services, n.e.c. ....	7903			
<b>80</b>	<b>HEALTH SERVICES</b>		<b>87</b>	<b>ENGINEERING, ACCOUNTING, RESEARCH, MANAGEMENT, AND RELATED SERVICES</b>	
801 pt.	Offices of doctors of medicine .....	8001	8711	Engineering services .....	8701
801 pt.	General medical clinics .....	8001	8712	Architectural services .....	8701
802 pt.	Offices of dentists .....	8002	8713	Surveying services .....	8701
802 pt.	Dental clinics .....	8002	8721	Accounting, auditing, and bookkeeping services .....	8702
803 pt.	Offices of osteopathic physicians .....	8001	8731 pt.	Commercial physical research .....	8703
803 pt.	Osteopathic clinics .....	8001	8731 pt.	Commercial medical and biological research .....	8703
8041	Offices and clinics of chiropractors .....	8001	8732	Commercial economic, sociological, and educational research .....	8703
8042	Offices and clinics of optometrists .....	8001	8733	Noncommercial research organizations .....	8703
8043	Offices and clinics of podiatrists .....	8001	8734	Testing laboratories .....	8703
8049	Offices and clinics of health practitioners, n.e.c. ....	8001	8741	Management services .....	8704
8051	Skilled nursing care facilities .....	8003	8742	Management consulting services .....	8704
8052	Intermediate care facilities .....	8003	8743	Public relations services .....	8704
8059	Nursing and personal care facilities, n.e.c. ....	8003	8744	Facilities support management services .....	8704
8062	General medical and surgical hospitals .....	8004	8748	Business consulting services, n.e.c. ....	8704
8063	Psychiatric hospitals .....	8004	<b>89</b>	<b>SERVICES, N.E.C.</b>	
8069	Specialty hospitals, except psychiatric .....	8004			
8071	Medical laboratories .....	8005	8999 pt.	Scientific and related consulting services, except environmental .....	8900
8072	Dental laboratories .....	8005	8999 pt.	Environmental consulting .....	8900
8082	Home health care services .....	8006	8999 pt.	Authors, composers, and other arts-related services .....	8900
8092	Kidney dialysis centers .....	8006	8999 pt.	Other services, n.e.c. ....	8900
8093	Specialty outpatient facilities, n.e.c. ....	8006	8999 pt.		
8099	Health and allied services, n.e.c. ....	8006			

## Appendix D. Metropolitan Areas

---

(Titles and definitions shown for MSA's, CMSA's, and PMSA's are those established by the Office of Management and Budget, as of June 30, 1993)

### **LOUISIANA**

#### **Alexandria, LA MSA**

Rapides Parish, LA

#### **Baton Rouge, LA MSA**

Ascension Parish, LA

East Baton Rouge Parish, LA

Livingston Parish, LA

West Baton Rouge Parish, LA

#### **Houma, LA MSA**

Lafourche Parish, LA

Terrebonne Parish, LA

#### **Lafayette, LA MSA**

Acadia Parish, LA

Lafayette Parish, LA

St. Landry Parish, LA

St. Martin Parish, LA

#### **Lake Charles, LA MSA**

Calcasieu Parish, LA

#### **Monroe, LA MSA**

Ouachita Parish, LA

#### **New Orleans, LA MSA**

Jefferson Parish, LA

Orleans Parish, LA

Plaquemines Parish, LA

St. Bernard Parish, LA

St. Charles Parish, LA

St. James Parish, LA

St. John the Baptist Parish, LA

St. Tammany Parish, LA

#### **Shreveport-Bossier City, LA MSA**

Bossier Parish, LA

Caddo Parish, LA

Webster Parish, LA

# Appendix E.

## Percent of Receipts/Revenue Based on Administrative Records and Estimation for the State: 1992

**Table E-1. Firms Subject to Federal Income Tax**

[Includes only establishments with payroll. For meaning of abbreviations and symbols, and for more information on reliability of data, see introductory text. For explanation of terms and comparability of 1987 and 1992 censuses, see appendix A]

SIC code	Kind of business or operation	Percent of receipts —		SIC code	Kind of business or operation	Percent of receipts —	
		From administrative records <sup>1</sup>	Estimated <sup>2</sup>			From administrative records <sup>1</sup>	Estimated <sup>2</sup>
	<b>Total</b> .....	<b>22.1</b>	<b>8.0</b>	<b>73</b>	<b>Business services—Con.</b>		
<b>70 ex. 704</b>	<b>Hotels, rooming houses, camps, and other lodging places (except membership lodging)</b> .....	<b>3.1</b>	<b>5.7</b>	736	Personnel supply services .....	10.3	6.5
				7361	Employment agencies .....	34.4	12.5
				7363	Help supply services .....	8.2	6.0
7011	Hotels and motels .....	2.9	5.6	7363 pt.	Temporary help supply .....	10.8	3.3
7011 pt.	Hotels .....	1.4	5.1	7363 pt.	Help supply, except temporary .....	2.6	11.9
7011 pt.	Hotels, 25 guestrooms or more .....	1.2	5.1				
7011 pt.	Hotels, less than 25 guestrooms .....	24.0	3.3	737	Computer programming, data processing, and other computer related services .....	6.2	6.3
7011 pt.	Motels, motor hotels, and tourist courts .....	11.6	8.1		Computer programming, prepackaged software, and integrated systems .....	7.2	7.5
7011 pt.	Motels, tourist courts .....	19.4	12.6	7371, 2, 3	Computer programming services .....	15.7	15.9
7011 pt.	Motor hotels .....	.6	1.9		Prepackaged software .....	.6	1.2
702, 3	Other lodging places .....	25.2	15.5	7372	Computer integrated systems .....	3.2	3.4
702	Rooming and boarding houses .....	27.0	16.5	7373	Data processing services .....	4.3	4.3
703	Camps and recreational vehicle parks .....	24.8	15.3	7374, 5, 6	Computer processing, information retrieval .....	(D)	(D)
				7376	Computer facilities management services .....	(D)	(D)
<b>72</b>	<b>Personal services</b> .....	<b>22.7</b>	<b>9.6</b>	7377, 8, 9	Computer rental and leasing, maintenance, and related services, n.e.c. ....	7.0	6.5
721	Laundry, cleaning, and garment services .....	22.1	8.7		Computer rental and leasing .....	2.5	6.9
7211	Power laundries, family and commercial* .....	34.6	5.4	7377	Computer maintenance and repair .....	5.6	6.2
7213	Linen supply* .....	25.0	10.4	7378	Computer related services, n.e.c. ....	13.0	7.5
7215	Coin-operated laundries and drycleaning .....	21.3	9.0	7379			
7216	Drycleaning plants, except rug cleaning* .....	30.7	13.4				
7217	Carpet and upholstery cleaning .....	35.3	11.8	738	Miscellaneous business services .....	18.7	10.4
7218	Industrial launderers* .....	2.3	.6	7381, 2	Detective agencies and protective services .....	10.1	12.7
7212, 9	Other laundry, cleaning, and garment services* ..	23.8	10.2	7381	Detective, guard, and armored car services .....	11.3	11.6
7212	Garment pressing, and agents for laundries and drycleaners .....	26.6	17.6	7382	Security systems services .....	5.8	16.6
7219	Laundry and garment services, n.e.c.* .....	21.4	3.9	7383	News syndicates .....	(D)	(D)
				7384	Photofinishing laboratories* .....	17.5	2.9
722	Photographic studios, portrait .....	24.8	4.2	7389	Business services, n.e.c. ....	(D)	(D)
				7389 pt.	Sign painting shops .....	(D)	(D)
723, 4	Beauty and barber shops .....	32.1	7.6	7389 pt.	Interior designing .....	53.3	17.2
723	Beauty shops .....	31.9	7.9	7389 pt.	Telephone answering services .....	20.7	5.7
724	Barber shops .....	35.0	2.9	7389 pt.	Other business services .....	21.8	9.9
725	Shoe repair shops and shoeshine parlors .....	23.7	3.5	<b>75</b>	<b>Automotive repair, services, and parking</b> .....	<b>23.4</b>	<b>6.8</b>
726	Funeral service and crematories .....	14.7	14.2	751	Automotive rental and leasing, without drivers .....	2.3	3.1
				7513	Truck rental and leasing, without drivers .....	2.1	2.4
729	Miscellaneous personal services .....	23.6	11.1	7514, 5	Passenger car rental and leasing .....	2.5	3.8
7291	Tax return preparation services .....	(D)	(D)	7514	Passenger car rental .....	2.5	3.9
7299	Miscellaneous personal services, n.e.c. ....	(D)	(D)	7515	Passenger car leasing .....	1.9	.8
				7519	Utility trailer and recreational vehicle rental .....	—	—
<b>73</b>	<b>Business services</b> .....	<b>17.7</b>	<b>10.5</b>				
731	Advertising .....	12.4	4.4	752	Automobile parking .....	3.9	13.7
7311	Advertising agencies .....	21.8	7.8				
7312	Outdoor advertising services .....	5.4	.7	753	Automotive repair shops .....	34.3	7.3
7313	Radio, television, publishers' advertising representatives .....	1.9	1.6	7532	Top, body, and upholstery repair shops and paint shops .....	38.3	4.8
7319	Advertising, n.e.c. ....	5.5	1.5	7532 pt.	Top and body repair shops .....	39.6	4.6
				7532 pt.	Paint shops .....	26.0	7.1
732	Consumer credit reporting agencies, mercantile reporting agencies, and adjustment and collection agencies .....	37.9	7.4	7538	General automotive repair shops .....	33.9	8.4
7322	Adjustment and collection services .....	47.0	9.9	7538 pt.	General automotive repair shops, except diesel .....	38.0	8.0
7323	Credit reporting services .....	12.1	.2		Diesel repair shops .....	21.9	9.5
733	Mailing, reproduction, commercial art and photography, and stenographic services .....	30.6	10.7	7538 pt.	Other automotive repair shops .....	31.1	8.1
7331	Direct mail advertising services .....	(D)	(D)	7533, 4, 6, 7, 9			
7334	Photocopying and duplicating services .....	17.9	15.0	7533	Automotive exhaust system repair shops .....	43.1	6.8
7335, 6	Commercial photography, art, and graphics .....	(D)	(D)	7534	Tire retreading and repair shops .....	17.2	3.4
7335	Commercial photography .....	(D)	(D)	7536	Automotive glass replacement shops .....	31.6	16.9
7336	Commercial art and graphic design .....	55.5	6.3	7537	Automotive transmission repair shops .....	31.7	9.4
7338	Secretarial and court reporting services .....	40.4	5.5	7539	Automotive repair shops, n.e.c. ....	29.4	4.2
				7539 pt.	Radiator repair .....	39.0	12.0
734	Services to dwellings and other buildings .....	29.4	15.6	7539 pt.	Brake, front end, and wheel alignment .....	29.2	1.3
7342	Disinfecting and pest control services .....	31.4	5.3	7539 pt.	Automotive electrical and fuel system services .....	25.9	1.3
7349	Building cleaning and maintenance services, n.e.c. ....	28.5	20.3	7539 pt.	Other automotive repair shops, n.e.c. ....	23.1	3.5
735	Miscellaneous equipment rental and leasing .....	19.6	14.3	754	Automotive services, except repair .....	28.2	8.6
7352	Medical equipment rental and leasing .....	12.1	4.0	7542	Carwashes .....	28.5	9.4
7353	Heavy construction equipment rental and leasing ..	19.5	7.0	7549	Automotive services, except repair and carwashes .....	28.0	8.2
7359	Equipment rental and leasing, n.e.c. ....	20.0	16.3				

See footnotes at end of table.

**Table E-1. Firms Subject to Federal Income Tax – Con.**

[Includes only establishments with payroll. For meaning of abbreviations and symbols, and for more information on reliability of data, see introductory text. For explanation of terms and comparability of 1987 and 1992 censuses, see appendix A]

SIC code	Kind of business or operation	Percent of receipts –		SIC code	Kind of business or operation	Percent of receipts –	
		From administrative records <sup>1</sup>	Estimated <sup>2</sup>			From administrative records <sup>1</sup>	Estimated <sup>2</sup>
<b>76</b>	<b>Miscellaneous repair services</b> -----	<b>23.3</b>	<b>8.3</b>	<b>80</b>	<b>Health services</b> -----	<b>23.1</b>	<b>6.4</b>
762	Electrical repair shops -----	24.7	6.7	801	Offices and clinics of doctors of medicine -----	32.6	6.6
7622	Radio and television repair shops -----	36.4	6.2	8011 pt.	Offices of doctors of medicine -----	33.8	6.6
7623, 9	Other electrical and electronic repair shops -----	22.4	6.8	8011 pt.	General medical clinics -----	6.5	6.0
7623	Refrigeration and air-conditioning service and repair shops -----	37.2	7.5	802	Offices and clinics of dentists -----	46.3	4.2
7629	Electrical and electronic repair shops, n.e.c. ---	17.2	6.6	803	Offices and clinics of doctors of osteopathy -----	19.3	—
763	Watch, clock, and jewelry repair -----	28.3	8.7	804	Offices and clinics of other health practitioners ----	35.4	7.0
764	Reupholstery and furniture repair -----	41.3	6.5	8041	Offices and clinics of chiropractors -----	43.0	7.6
				8042	Offices and clinics of optometrists -----	32.2	6.2
769	Miscellaneous repair and related services -----	22.4	8.9	8043	Offices and clinics of podiatrists -----	30.4	8.0
7692	Welding repair -----	36.2	6.6	8049	Offices and clinics of health practitioners, n.e.c. --	32.7	6.8
7694	Armature rewinding shops -----	26.2	11.3	805	Nursing and personal care facilities -----	6.9	2.9
7699	Repair shops and related services, n.e.c. -----	20.6	8.9	8051	Skilled nursing care facilities -----	8.5	2.4
				8052	Intermediate care facilities -----	1.6	2.1
				8059	Nursing and personal care facilities, n.e.c. -----	4.5	14.5
				806	Hospitals -----	3.2	5.7
				8062	General medical and surgical hospitals -----	4.1	7.2
				8063, 9	Specialty hospitals -----	—	.3
<b>78, 79, 84</b>	<b>Amusement and recreation services, including motion pictures and museums</b> -----	<b>17.4</b>	<b>7.1</b>	807, 8, 9	Other health services -----	21.7	11.5
781, 2	Motion picture production, distribution, and services --	13.8	2.7	807	Medical and dental laboratories -----	25.3	6.8
783	Motion picture theaters -----	2.2	4.8	8071	Medical laboratories -----	23.1	7.1
7832	Motion picture theaters, except drive-in -----	(D)	(D)	8072	Dental laboratories -----	43.1	4.3
7833	Drive-in motion picture theaters -----	(D)	(D)	808	Home health care services -----	22.2	15.9
				809	Miscellaneous health and allied services, n.e.c. ---	18.6	10.1
				8092	Kidney dialysis centers -----	7.3	.7
				8093	Specialty outpatient facilities, n.e.c. -----	23.1	18.0
				8099	Health and allied services, n.e.c. -----	25.9	5.9
				<b>81</b>	<b>Legal services</b> -----	<b>37.1</b>	<b>8.5</b>
784	Video tape rental -----	22.5	6.1	<b>823, 4, 9</b>	<b>Selected educational services</b> -----	<b>26.4</b>	<b>11.5</b>
				823	Libraries -----	49.0	20.3
792	Theatrical producers (except motion picture), bands, orchestras, and entertainers -----	60.8	7.5	824	Vocational schools -----	21.6	10.7
7922	Theatrical producers (except motion picture) and miscellaneous theatrical services -----	90.4	2.2	829	Schools and educational services, n.e.c. -----	36.7	12.9
7929	Bands, orchestras, actors, and other entertainers and entertainment groups -----	9.3	16.9	<b>83</b>	<b>Social services</b> -----	<b>29.0</b>	<b>17.8</b>
793	Bowling centers -----	13.7	12.0	835	Child day care services -----	43.4	11.4
79 ex. 792, 3; 84	Commercial sports and other amusement and recreation services, including museums -----	16.3	7.5	832, 3, 6, 9	Other social services -----	17.8	22.8
794	Commercial sports -----	3.1	.9	<b>87 ex. 8733</b>	<b>Engineering, accounting, research, management, and related services (except noncommercial research organizations)</b> -----	<b>20.8</b>	<b>8.9</b>
7941	Professional sports clubs, managers, promoters -----	4.6	—	871	Engineering, architectural, and surveying services --	17.9	5.5
7948	Racing, including track operation -----	2.6	1.2	8711	Engineering services -----	16.5	5.8
79 ex. 792, 3, 4; 84	Other amusement and recreation services, including museums -----	23.5	11.1	8712	Architectural services -----	32.4	3.0
791	Dance studios, schools, and halls -----	26.5	12.0	8713	Surveying services -----	15.0	6.1
7991	Physical fitness facilities -----	19.4	12.6	872	Accounting, auditing, and bookkeeping services ----	35.2	8.3
7992	Public golf courses -----	42.2	7.9	873 ex. 8733	Research, development, and testing services (except noncommercial research organizations) ---	4.4	5.4
7993	Coin-operated amusement devices -----	40.1	14.1	8731	Commercial physical and biological research -----	14.4	10.1
7996	Amusement parks -----	1.6	2.3	8732	Commercial economic, sociological, and educational research -----	21.0	36.8
7997	Membership sports and recreation clubs -----	30.0	15.3	8734	Testing laboratories -----	2.7	3.5
7999, 84	Amusement and recreation services, including museums, n.e.c. -----	16.1	8.6	874	Management and public relations services -----	21.4	20.8
7999 pt.	Concession operators of amusement devices and rides -----	39.5	18.2	8741	Management services -----	15.5	20.8
7999 pt., 84	Carnivals, circuses, and fairs -----	22.4	4.6	8742	Management consulting services -----	26.5	25.6
	Other recreation and amusements, including museums -----	14.6	8.3	8743	Public relations services -----	14.1	30.7
				8744	Facilities support management services -----	4.1	6.2
				8748	Business consulting services, n.e.c. -----	49.3	9.7
				<b>89</b>	<b>Services, n.e.c.</b> -----	<b>25.7</b>	<b>9.6</b>

<sup>1</sup>Includes receipts information obtained from administrative records of other Federal agencies.

<sup>2</sup>Includes receipts information which was imputed based on historic company ratios or administrative records or on industry averages.

## Table E-2. Firms Exempt From Federal Income Tax

[Includes only establishments with payroll. For meaning of abbreviations and symbols, and for more information on reliability of data, see introductory text. For explanation of terms and comparability of 1987 and 1992 censuses, see appendix A]

SIC code	Kind of business or operation	Percent of revenue —		SIC code	Kind of business or operation	Percent of revenue —	
		From administrative records <sup>1</sup>	Estimated <sup>2</sup>			From administrative records <sup>1</sup>	Estimated <sup>2</sup>
	<b>Total</b> .....	<b>4.2</b>	<b>3.1</b>	<b>823, 4, 9</b>	<b>Selected educational services</b> .....	<b>43.0</b>	<b>8.9</b>
7032, 704	Camps and membership lodging .....	16.5	8.8	83	<b>Social services</b> .....	20.5	21.8
792, 7991 pt., 7997, 7999 pt., 84	Selected amusement, recreation, and related services .....	23.8	8.4	835	Child day care services .....	10.9	37.1
8011 pt.; 8021 pt.; 805, 6, 8, 9	<b>Selected health services</b> .....	.2	.3	832, 3, 6, 9	Other social services .....	21.1	20.8
8011 pt., 8021 pt. 805	Clinics of doctors of medicine and dentists .....	1.4	.1	832	Individual and family social services .....	19.3	20.3
806	Hospitals .....	.1	.2	833	Job training and vocational rehabilitation services .....	13.6	37.7
8062	General medical and surgical hospitals .....	.1	.2	836	Residential care .....	30.6	16.3
8063, 9	Specialty hospitals .....	—	—	839	Social services, n.e.c. .....	20.6	17.4
808, 9	Other health services .....	9.5	4.1	<b>861, 2, 4, 9</b>	<b>Selected membership organizations</b> .....	<b>33.1</b>	<b>16.8</b>
8111 pt.	<b>Legal aid societies and similar legal services</b> .....	<b>4.6</b>	<b>6.1</b>	861	Business associations .....	28.2	11.1
				864	Civic, social, and fraternal associations .....	36.6	19.7
				862, 9	Other membership organizations .....	31.6	17.7
				<b>873, 4 ex.</b> <b>8744</b>	<b>Research, testing, and consulting services, except facilities support management services</b> .....	<b>20.7</b>	<b>8.3</b>
				873	Research, development, and testing services .....	23.2	10.8
				874 ex. 8744	Management and public relations services, except facilities support management services .....	13.9	1.8

<sup>1</sup>Includes revenue information obtained from administrative records of other Federal agencies.

<sup>2</sup>Includes revenue information which was imputed based on historic company ratios or administrative records or on industry averages.

## Appendix F. Geographic Notes

---

### LOUISIANA

**De Ridder** is in Beauregard and Vernon Parishes.

**Eunice** is in Acadia and St. Landry Parishes.

**Shreveport** is in Bossier and Caddo Parishes.

# Appendix G.

## Establishments in Business Any Time During Year and Establishments in Business at End of Year for the State: 1992 and 1987

**Table G-1. Firms Subject to Federal Income Tax**

[Includes only establishments with payroll. For meaning of abbreviations and symbols, see introductory text. For explanation of terms and comparability of 1987 and 1992 censuses, see appendix A]

SIC code	Kind of business or operation	Establishments in business —			
		Any time during year		At end of year	
		1992	1987	1992	1987
	<b>Total</b> .....	<b>27 119</b>	<b>25 513</b>	<b>25 010</b>	<b>23 459</b>
<b>70 ex. 704</b>	<b>Hotels, rooming houses, camps, and other lodging places (except membership lodging)</b> .....	<b>535</b>	<b>559</b>	<b>489</b>	<b>496</b>
	Hotels and motels .....	486	503	441	442
7011	Hotels .....	244	170	221	149
7011 pt.	Hotels, 25 guestrooms or more .....	211	141	194	122
7011 pt.	Hotels, less than 25 guestrooms .....	33	29	27	27
7011 pt.	Motels, motor hotels, and tourist courts .....	242	333	220	293
7011 pt.	Motels, tourist courts .....	192	272	172	239
7011 pt.	Motor hotels .....	50	61	48	54
702, 3	Other lodging places .....	49	56	48	54
702	Rooming and boarding houses .....	12	10	12	10
703	Camps and recreational vehicle parks .....	37	46	36	44
<b>72</b>	<b>Personal services</b> .....	<b>2 377</b>	<b>2 269</b>	<b>2 176</b>	<b>2 088</b>
721	Laundry, cleaning, and garment services .....	719	702	650	638
7211	Power laundries, family and commercial* .....	36	63	34	58
7213	Linen supply* .....	14	22	12	20
7215	Coin-operated laundries and drycleaning .....	120	130	97	111
7216	Drycleaning plants, except rug cleaning* .....	379	356	358	332
7217	Carpet and upholstery cleaning .....	70	48	64	40
7218	Industrial launderers* .....	22	19	19	17
7212, 9	Other laundry, cleaning, and garment services* .....	78	64	66	60
722	Photographic studios, portrait .....	148	140	134	129
723, 4	Beauty and barber shops .....	901	897	823	836
723	Beauty shops .....	841	815	767	759
724	Barber shops .....	60	82	56	77
725	Shoe repair shops and shoeshine parlors .....	53	46	52	42
726	Funeral service and crematories .....	269	257	260	240
729	Miscellaneous personal services .....	287	227	257	203
7291	Tax return preparation services .....	115	91	98	77
7299	Miscellaneous personal services, n.e.c. .....	172	136	159	126
<b>73</b>	<b>Business services</b> .....	<b>4 031</b>	<b>3 573</b>	<b>3 658</b>	<b>3 255</b>
731	Advertising .....	233	212	223	200
7311	Advertising agencies .....	164	155	157	147
7312	Outdoor advertising services .....	31	19	28	19
7313	Radio, television, publishers' advertising representatives .....	25	13	25	12
7319	Advertising, n.e.c. .....	13	25	13	22
732	Consumer credit reporting agencies, mercantile reporting agencies, and adjustment and collection agencies .....	144	127	135	116
7322	Adjustment and collection services .....	119	102	111	94
7323	Credit reporting services .....	25	25	24	22
733	Mailing, reproduction, commercial art and photography, and stenographic services .....	324	245	291	216
7331	Direct mail advertising services .....	18	22	15	18
7334	Photocopying and duplicating services .....	73	69	70	61
7335, 6	Commercial photography, art, and graphics .....	112	82	97	75
7335	Commercial photography .....	39	34	36	31
7336	Commercial art and graphic design .....	73	48	61	44
7338	Secretarial and court reporting services .....	121	72	109	62
734	Services to dwellings and other buildings .....	745	686	673	624
7342	Disinfecting and pest control services .....	265	261	252	243
7349	Building cleaning and maintenance services, n.e.c. .....	480	425	421	381
735	Miscellaneous equipment rental and leasing .....	675	764	616	698
7352	Medical equipment rental and leasing .....	52	31	47	29
7353	Heavy construction equipment rental and leasing .....	111	113	102	98
7359	Equipment rental and leasing, n.e.c. .....	512	620	467	571
736	Personnel supply services .....	439	325	391	277
7361	Employment agencies .....	126	140	107	113
7363	Help supply services .....	313	185	284	164

See footnotes at end of table.

**Table G-1. Firms Subject to Federal Income Tax – Con.**

[Includes only establishments with payroll. For meaning of abbreviations and symbols, see introductory text. For explanation of terms and comparability of 1987 and 1992 censuses, see appendix A]

SIC code	Kind of business or operation	Establishments in business –			
		Any time during year		At end of year	
		1992	1987	1992	1987
<b>73</b>	<b>Business services – Con.</b>				
737	Computer programming, data processing, and other computer related services -----	441	311	402	291
7371, 2, 3	Computer programming, prepackaged software, and integrated systems -----	215	139	200	133
7371	Computer programming services -----	152	87	139	84
7372	Prepackaged software -----	28	23	28	21
7373	Computer integrated systems -----	35	29	33	28
7374, 5, 6	Data processing services -----	97	89	86	77
7374, 5	Computer processing, information retrieval -----	93	84	82	74
7376	Computer facilities management services -----	4	5	4	3
7377, 8, 9	Computer rental and leasing, maintenance, and related services, n.e.c. -----	129	83	116	81
7377	Computer rental and leasing -----	9	10	9	9
7378	Computer maintenance and repair -----	71	49	62	49
7379	Computer related services, n.e.c. -----	49	24	45	23
738	Miscellaneous business services -----	1 030	903	927	833
7381, 2	Detective agencies and protective services -----	240	211	228	192
7381	Detective, guard, and armored car services -----	196	174	184	159
7382	Security systems services -----	44	37	44	33
7383	News syndicates -----	5	8	5	8
7384	Photofinishing laboratories* -----	104	87	91	81
7389	Business services, n.e.c. -----	681	597	603	552
7389 pt.	Sign painting shops -----	34	41	33	37
7389 pt.	Interior designing -----	42	60	38	51
7389 pt.	Telephone answering services -----	57	61	51	56
7389 pt.	Other business services -----	548	435	481	408
<b>75</b>	<b>Automotive repair, services, and parking -----</b>	<b>2 377</b>	<b>2 170</b>	<b>2 169</b>	<b>1 971</b>
751	Automotive rental and leasing, without drivers -----	134	140	122	130
7513	Truck rental and leasing, without drivers -----	52	59	48	54
7514, 5	Passenger car rental and leasing -----	75	78	67	73
7519	Utility trailer and recreational vehicle rental -----	7	3	7	3
752	Automobile parking -----	189	169	174	164
753	Automotive repair shops -----	1 779	1 646	1 624	1 485
7532	Top, body, and upholstery repair shops and paint shops -----	392	360	361	316
7532 pt.	Top and body repair shops -----	354	322	326	281
7532 pt.	Paint shops -----	38	38	35	35
7538	General automotive repair shops -----	866	793	779	708
7538 pt.	General automotive repair shops, except diesel -----	759	722	680	642
7538 pt.	Diesel repair shops -----	107	71	99	66
7533, 4, 6, 7, 9	Other automotive repair shops -----	521	493	484	461
7533	Automotive exhaust system repair shops -----	96	95	92	92
7534	Tire retreading and repair shops -----	30	25	26	22
7536	Automotive glass replacement shops -----	94	59	89	54
7537	Automotive transmission repair shops -----	103	108	92	100
7539	Automotive repair shops, n.e.c. -----	198	206	185	193
7539 pt.	Radiator repair -----	41	53	37	52
7539 pt.	Brake, front end, and wheel alignment -----	59	63	55	57
7539 pt.	Automotive electrical and fuel system services -----	66	68	61	63
7539 pt.	Other automotive repair shops, n.e.c. -----	32	22	32	21
754	Automotive services, except repair -----	275	215	249	192
7542	Carwashes -----	98	93	91	83
7549	Automotive services, except repair and carwashes -----	177	122	158	109
<b>76</b>	<b>Miscellaneous repair services -----</b>	<b>1 427</b>	<b>1 409</b>	<b>1 302</b>	<b>1 298</b>
762	Electrical repair shops -----	425	428	389	403
7622	Radio and television repair shops -----	109	146	100	133
7623, 9	Other electrical and electronic repair shops -----	316	282	289	270
7623	Refrigeration and air-conditioning service and repair shops -----	118	119	106	114
7629	Electrical and electronic repair shops, n.e.c. -----	198	163	183	156
763	Watch, clock, and jewelry repair -----	22	23	19	19
764	Reupholstery and furniture repair -----	92	93	77	85
769	Miscellaneous repair and related services -----	888	865	817	791
7692	Welding repair -----	117	153	100	143
7694	Armature rewinding shops -----	55	74	53	66
7699	Repair shops and related services, n.e.c. -----	716	638	664	582
<b>78, 79, 84</b>	<b>Amusement and recreation services, including motion pictures and museums -----</b>	<b>1 342</b>	<b>1 171</b>	<b>1 210</b>	<b>1 059</b>
781, 2	Motion picture production, distribution, and services -----	53	35	51	31
783	Motion picture theaters -----	85	100	79	90
7832	Motion picture theaters, except drive-in -----	83	97	77	87
7833	Drive-in motion picture theaters -----	2	3	2	3
784	Video tape rental -----	306	212	279	196
792	Theatrical producers (except motion picture), bands, orchestras, and entertainers -----	69	53	63	45
7922	Theatrical producers (except motion picture) and miscellaneous theatrical services -----	25	17	23	14
7929	Bands, orchestras, actors, and other entertainers and entertainment groups -----	44	36	40	31
793	Bowling centers -----	46	50	37	42

See footnotes at end of table.

**G-2 APPENDIX G**

**SERVICE INDUSTRIES—GEOGRAPHIC AREA SERIES**



**Table G-1. Firms Subject to Federal Income Tax – Con.**

[Includes only establishments with payroll. For meaning of abbreviations and symbols, see introductory text. For explanation of terms and comparability of 1987 and 1992 censuses, see appendix A]

SIC code	Kind of business or operation	Establishments in business –			
		Any time during year		At end of year	
		1992	1987	1992	1987
<b>78, 79, 84</b>	<b>Amusement and recreation services, including motion pictures and museums—Con.</b>				
79 ex. 792, 3, 84	Commercial sports and other amusement and recreation services, including museums .....	783	721	701	655
794	Commercial sports .....	54	48	47	44
7941	Professional sports clubs, managers, promoters .....	10	7	7	7
7948	Racing, including track operation .....	44	41	40	37
79 ex. 792, 3, 4; 84	Other amusement and recreation services, including museums .....	729	673	654	611
791	Dance studios, schools, and halls .....	69	66	62	58
7991	Physical fitness facilities .....	130	144	112	130
7992	Public golf courses .....	18	16	13	16
7993	Coin-operated amusement devices .....	103	90	97	78
7996	Amusement parks .....	13	10	13	9
7997	Membership sports and recreation clubs .....	109	116	99	108
7999, 84	Amusement and recreation services, including museums, n.e.c. ....	287	231	258	212
<b>80</b>	<b>Health services .....</b>	<b>6 822</b>	<b>6 588</b>	<b>6 415</b>	<b>6 208</b>
801	Offices and clinics of doctors of medicine .....	3 293	3 389	3 109	3 183
8011 pt.	Offices of doctors of medicine .....	3 213	3 307	3 036	3 107
8011 pt.	General medical clinics .....	80	82	73	76
802	Offices and clinics of dentists .....	1 548	1 515	1 470	1 460
803	Offices and clinics of doctors of osteopathy .....	6	6	6	5
804	Offices and clinics of other health practitioners .....	852	718	790	672
8041	Offices and clinics of chiropractors .....	284	277	262	256
8042	Offices and clinics of optometrists .....	196	206	179	192
8043	Offices and clinics of podiatrists .....	48	61	45	57
8049	Offices and clinics of health practitioners, n.e.c. ....	324	174	304	167
805	Nursing and personal care facilities .....	295	275	274	256
8051	Skilled nursing care facilities .....	201	163	186	150
8052	Intermediate care facilities .....	72	59	70	57
8059	Nursing and personal care facilities, n.e.c. ....	22	53	18	49
806	Hospitals .....	72	72	69	69
807, 8, 9	Other health services .....	756	613	697	563
807	Medical and dental laboratories .....	222	230	205	212
8071	Medical laboratories .....	136	129	124	120
8072	Dental laboratories .....	86	101	81	92
808	Home health care services .....	263	130	241	119
809	Miscellaneous health and allied services, n.e.c. ....	271	253	251	232
8092	Kidney dialysis centers .....	56	39	52	39
8093	Specialty outpatient facilities, n.e.c. ....	138	135	127	128
8099	Health and allied services, n.e.c. ....	77	79	72	65
<b>81</b>	<b>Legal services .....</b>	<b>3 391</b>	<b>3 217</b>	<b>3 175</b>	<b>2 988</b>
<b>823, 4, 9</b>	<b>Selected educational services .....</b>	<b>200</b>	<b>168</b>	<b>173</b>	<b>148</b>
823	Libraries .....	9	8	8	8
824	Vocational schools .....	84	75	70	70
829	Schools and educational services, n.e.c. ....	107	85	95	70
<b>83</b>	<b>Social services .....</b>	<b>1 154</b>	<b>988</b>	<b>1 034</b>	<b>858</b>
835	Child day care services .....	816	791	724	674
832, 3, 6, 9	Other social services .....	338	197	310	184
<b>87 ex. 8733</b>	<b>Engineering, accounting, research, management, and related services (except noncommercial research organizations) .....</b>	<b>3 225</b>	<b>3 036</b>	<b>2 996</b>	<b>2 774</b>
871	Engineering, architectural, and surveying services .....	1 047	1 067	984	977
8711	Engineering services .....	677	642	631	592
8712	Architectural services .....	240	284	231	259
8713	Surveying services .....	130	141	122	126
872	Accounting, auditing, and bookkeeping services .....	1 235	1 139	1 167	1 048
873 ex. 8733	Research, development, and testing services (except noncommercial research organizations) .....	186	191	173	174
8731	Commercial physical and biological research .....	26	28	25	26
8732	Commercial economic, sociological, and educational research .....	27	59	26	56
8734	Testing laboratories .....	133	104	122	92
874	Management and public relations services .....	757	639	672	575
8741	Management services .....	237	216	209	193
8742	Management consulting services .....	292	251	261	230
8743	Public relations services .....	40	52	39	46
8744	Facilities support management services .....	17	11	15	10
8748	Business consulting services, n.e.c. ....	171	109	148	96
<b>89</b>	<b>Services, n.e.c. ....</b>	<b>238</b>	<b>365</b>	<b>213</b>	<b>316</b>

## Table G-2. Firms Exempt From Federal Income Tax

[Includes only establishments with payroll. For meaning of abbreviations and symbols, see introductory text. For explanation of terms and comparability of 1987 and 1992 censuses, see appendix A]

SIC code	Kind of business or operation	Establishments in business —			
		Any time during year		At end of year	
		1992	1987	1992	1987
	<b>Total .....</b>	<b>2 557</b>	<b>2 087</b>	<b>2 436</b>	<b>1 991</b>
<b>7032, 704</b>	<b>Camps and membership lodging .....</b>	<b>29</b>	<b>32</b>	<b>27</b>	<b>28</b>
<b>792, 7991 pt., 7997, 7999 pt., 84</b>	<b>Selected amusement, recreation, and related services .....</b>	<b>191</b>	<b>181</b>	<b>183</b>	<b>178</b>
792	Theatrical producers (except motion picture), bands, orchestras, and entertainers .....	25	23	24	22
7991 pt., 7997	Gymnasiums, athletic clubs, and membership sports and recreation clubs .....	118	110	113	108
7999 pt. 84	Fairs .....	7	5	6	5
	Museums, art galleries, and botanical and zoological gardens .....	41	43	40	43
<b>8011 pt.; 8021 pt.; 805, 6, 8, 9</b>	<b>Selected health services .....</b>	<b>310</b>	<b>211</b>	<b>302</b>	<b>207</b>
8011 pt., 8021 pt.	Clinics of doctors of medicine and dentists .....	17	14	16	13
805	Nursing and personal care facilities .....	128	46	127	46
806	Hospitals .....	114	117	110	116
808, 9	Other health services .....	51	34	49	32
808	Home health care services .....	4	7	4	6
809	Miscellaneous health and allied services, n.e.c. ....	47	27	45	26
<b>8111 pt.</b>	<b>Legal aid societies and similar legal services .....</b>	<b>27</b>	<b>22</b>	<b>26</b>	<b>21</b>
<b>823, 4, 9</b>	<b>Selected educational services .....</b>	<b>60</b>	<b>39</b>	<b>57</b>	<b>36</b>
<b>83</b>	<b>Social services .....</b>	<b>1 025</b>	<b>791</b>	<b>972</b>	<b>756</b>
835	Child day care services .....	182	165	165	155
832, 3, 6, 9	Other social services .....	843	626	807	601
<b>861, 2, 4, 9</b>	<b>Selected membership organizations .....</b>	<b>857</b>	<b>775</b>	<b>812</b>	<b>729</b>
861	Business associations .....	203	178	198	168
864	Civic, social, and fraternal associations .....	456	400	424	372
862, 9	Other membership organizations .....	198	197	190	189
<b>873, 4 ex. 8744</b>	<b>Research, testing, and consulting services, except facilities support management services .....</b>	<b>58</b>	<b>36</b>	<b>57</b>	<b>36</b>
873	Research, development, and testing services .....	38	33	37	33
8731	Commercial physical and biological research .....	4	6	4	6
8732	Commercial economic, sociological, and educational research .....	3	2	3	2
8733	Noncommercial research organizations .....	29	23	28	23
8734	Testing laboratories .....	2	2	2	2
874 ex. 8744	Management and public relations services, except facilities support management services .....	20	3	20	3

# Publication Program

## 1992 CENSUS OF SERVICE INDUSTRIES

Publications of the 1992 Census of Service Industries containing data on service industries establishments in the United States are described below. Publication order forms for specific reports may be obtained from any Department of Commerce district office or from Data User Services Division, Customer Services, Bureau of the Census, Washington, DC 20233-8300. The first results were issued in press releases. Final detailed statistics are issued in separate paperbound reports and compact disc-read only memory (CD-ROM).

### Final Reports

#### Geographic area series—52 reports (SC92-A-1 to -52)

A separate paperbound report containing data for establishments with payroll is published for each State, the District of Columbia, and the United States. For establishments of firms subject to Federal income tax, each State report presents general statistics on number of establishments, receipts, payroll, and employment, by varied service classifications, for the State, metropolitan areas (MA's), counties, and places with 350 service establishments or more, by kind of business. Greater kind-of-business detail is shown for larger areas. In addition, for places with 2,500 inhabitants or more and for all counties, statistics are provided on number of establishments and receipts for 10 major kind-of-business groups. For establishments of firms exempt from Federal income tax, each State report presents statistics on number of establishments, revenue, payroll, and employment by varied service classifications, for the State and MA's. Greater kind-of-business detail is shown for larger areas.

The United States Summary report presents data for the United States as a whole for establishments with payroll of firms subject to Federal income tax, as well as those exempt from Federal income tax, for detailed kind-of-business classifications. Statistics on number of establishments and receipts/revenue are also shown for States and MA's by kind of business.

For each State, the District of Columbia, and the United States, 1992 data are provided on receipts/revenue and employees per establishment and on receipts/revenue and payroll per employee. Comparative statistics showing percent changes in receipts/expenses and payroll between 1987 and 1992 also are shown.

#### Nonemployer statistics series—1 report (SC92-N-1)

This report includes data by kind of business for all establishments, establishments with payroll, and establishments without payroll for the United States and States. Also presented are statistics for establishments without payroll including number of establishments and receipts/revenue by varied service classifications for MA's.

Similar data for counties and places with 2,500 inhabitants or more are available on electronic media only.

#### Subject series—5 reports (SC92-S-1 to -5)

The *Establishment and Firm Size* report (SC92-S-1) presents data for establishments with payroll, based on size of establishment, size of company or firm, and legal form of organization. Establishment statistics are presented by receipts/revenue size and by employment size; statistics for firms, by receipts/revenue size (including concentration by largest firms), by employment size, and by number of establishments operated (single units and multiunits). Statistics are presented by kind of business on the number of establishments, receipts/revenue, payroll, and employment for the United States.

The *Capital Expenditures, Depreciable Assets, and Operating Expenses* report (SC92-S-2) presents data for firms with payroll for the United States by major kind of business. Operating expenses include annual payroll, supplemental labor costs, purchased services, etc. Receipts data also are provided.

Three other reports (*Hotels, Motels, and Other Lodging Places* (SC92-S-3), *Sources of Receipts or Revenue* (SC92-S-4), and *Miscellaneous Subjects* (SC92-S-5)) present data for the United States as a whole and, where feasible, for States and MA's.

### Electronic Media

All data included in the printed reports are available on CD-ROM. The CD-ROM's provide the same information found in the final reports as well as additional information not published in the final reports, such as ZIP Code statistics available from series SC92-Z, and nonemployer data for counties and places from series SC92-N. Electronic media products are available for users who wish to summarize, rearrange, or process large amounts of data. These products, with corresponding technical documentation, are sold by Data User Services Division, Customer Services, Bureau of the Census, Washington, DC 20233-8300.

## OTHER ECONOMIC CENSUS REPORTS

Data on retail trade, wholesale trade, financial, insurance, real estate, construction industries, manufactures, mineral industries, transportation, communications, utilities, enterprise statistics, minority-owned business enterprises, and women-owned businesses also are available from the 1992 Economic Census. A separate series of reports covers the census of outlying areas—Puerto Rico, Virgin Islands of the United States, Guam, and the Northern Marianas. Separate announcements describing these reports are available free of charge from Data User Services Division, Customer Services, Bureau of the Census, Washington, DC 20233-8300.