

# 1992

# Census of

# Service Industries


---

SC92-A-17

GEOGRAPHIC AREA SERIES

# Kansas

---



# 1992 Census of Service Industries

---

SC92-A-17

GEOGRAPHIC AREA SERIES

# Kansas

---

Issued December 1994



**U.S. Department of Commerce**  
**Ronald H. Brown**, Secretary  
**David J. Barram**, Deputy Secretary  
**Economics and Statistics Administration**  
**Everett M. Ehrlich**, Under Secretary  
for Economic Affairs  
**BUREAU OF THE CENSUS**  
**Martha Farnsworth Riche**, Director

---

## Acknowledgments

Many persons participated in the various activities of the 1992 Census of Service Industries. The overall planning and review of the census operations were performed by the Economic Census Staff of the Economic Planning and Coordination Division.

This report was prepared in the Services Division. **Bobby E. Russell**, Assistant Chief for Census Programs, was responsible for the overall planning, management, and coordination of the census of service industries. Planning and implementation were under the direction of **Jack B. Moody**, Chief, Service Census Branch, with primary staff assistance by **Jack R. Drago**, **Barbara S. Tinari**, **Kirk K. Degler**, **Joseph R. Fuller**, **Susan G. Baker**, **Deborah M. Stempowski**, **Brian D. Gregory**, **Theresa L. Steele**, **Chris E. Blackburn**, **Gary R. Rice**, **M. Craig Schadt**, **Arthur B. Stewart**, **Sandra K. Byrd**, and **Evelyn D. Butler**.

Systems and procedures for mailout, receipt, correspondence, data input, industry classification, other clerical processing, administrative record processing, quality control, and the associated electronic computer programs, were developed in the Economic Planning and Coordination Division.

Mailout preparation and receipt operations, clerical and analytical review activities, data keying, and geocoding review were performed by the staff of the Data Preparation Division, **Judith N. Petty**, Acting Chief.

Geographic coding procedures and associated computer programs were developed by the staff of the Geography Division.

The computer processing systems were developed and coordinated in the Economic Statistical Methods and Programming Division, **Charles P. Pautler, Jr.**, Chief. **H. Ray Dennis**, Assistant Chief for Business Programs, was responsible for design and implementation of the computer systems. The computer programs were prepared under the supervision of **William C. Wester**, Chief, Business Census Branch, and **Steven G. McCraith**, Chief, Utilities and Financial Census Branch, assisted by **Jeffrey S. Rosen**, **Barbara L. Lambert**, **Jacqueline R. Sellers**, and **Tsung C. Chu**. Additional programming assistance was provided by **Robert S. Jewett**.

Computer processing was performed in the Computer Services Division, **Marvin D. Raines**, Chief.

The staff of the Administrative and Publications Services Division, **Walter C. Odom**, Chief, performed planning, design, composition, editorial review, and printing planning and procurement for publications and report forms. **Margaret A. Smith** provided publication coordination and editing.

Special acknowledgment is also due the many businesses whose cooperation has contributed to the publication of these data.

**If you have any questions concerning the statistics in this report, call 301-457-2689.**



**Economics and Statistics  
Administration**

**Everett M. Ehrlich**, Under Secretary  
for Economic Affairs



**BUREAU OF THE CENSUS**

**Martha Farnsworth Riche**, Director  
**Harry A. Scarr**, Deputy Director

**Paula J. Schneider**, Principal Associate  
Director for Programs

**Thomas L. Mesenbourg**, Acting Associate  
Director for Economic Programs

**Thomas L. Mesenbourg**, Assistant Director  
for Economic Programs

**ECONOMIC PLANNING AND COORDINATION  
DIVISION**

**John P. Govoni**, Chief

**SERVICES DIVISION**

**Carole A. Ambler**, Chief

# Introduction to the Economic Census

## PURPOSES AND USES OF THE ECONOMIC CENSUS

The economic census is the major source of facts about the structure and functioning of the Nation's economy. It provides essential information for government, business, industry, and the general public.

The economic census furnishes an important part of the framework for such composite measures as the gross domestic product, input/output measures, production and price indexes, and other statistical series that measure short-term changes in economic conditions.

Policymaking agencies of the Federal Government use the data, especially in monitoring economic activity and providing assistance to business.

State and local governments use the data to assess business activities and tax bases within their jurisdictions and to develop programs to attract business.

Trade associations study trends in their own and competing industries and keep their members informed of market changes.

Individual businesses use the data to locate potential markets and to analyze their own production and sales performance relative to industry or area averages.

## AUTHORITY AND SCOPE

Title 13 of the United States Code (sections 131, 191, and 224) directs the Census Bureau to take the economic census every 5 years, covering years ending in 2 and 7. The 1992 Economic Census consists of the following eight censuses:

- Census of Retail Trade
- Census of Wholesale Trade
- Census of Service Industries
- Census of Financial, Insurance, and Real Estate Industries
- Census of Transportation, Communications, and Utilities
- Census of Manufactures
- Census of Mineral Industries
- Census of Construction Industries

Special programs also cover enterprise statistics and minority-owned and women-owned businesses. (The 1992 Census of Agriculture and 1992 Census of Governments are conducted separately.) The next economic census is scheduled to be taken in 1998 covering the year 1997.

## AVAILABILITY OF THE DATA

The results of the economic census are available in printed reports for sale by the U.S. Government Printing Office and on compact discs for sale by the Census Bureau. Order forms for all types of products are available on request from Customer Services, Bureau of the Census, Washington, DC 20233-8300. A more complete description of publications being issued from this census is on the inside back cover of this document.

Census facts are also widely disseminated by trade associations, business journals, and newspapers. Volumes containing census statistics are available in most major public and college libraries. Finally, State data centers in every State as well as business and industry data centers in many States also supply economic census statistics.

## WHAT'S NEW IN 1992

The 1992 Economic Census covers more of the economy than any previous census. New for 1992 are data on communications, utilities, financial, insurance, and real estate, as well as coverage of more transportation industries. The economic, agriculture, and governments censuses now collectively cover nearly 98 percent of all economic activity.

Among other changes, new 1992 definitions affect the boundaries of about a third of all metropolitan areas. Also, the Survey of Women-Owned Businesses has now been expanded to include all corporations.

## HISTORICAL INFORMATION

The economic census has been taken as an integrated program at 5-year intervals since 1967 and before that for 1963, 1958, and 1954. Prior to that time, the individual subcomponents of the economic census were taken separately at varying intervals.

The economic census traces its beginnings to the 1810 Decennial Census, when questions on manufacturing were included with those for population. Coverage of economic activities was expanded for 1840 and subsequent censuses to include mining and some commercial activities. In 1902, Congress established a permanent Census Bureau and directed that a census of manufactures be taken every 5 years. The 1905 Manufactures Census was the first time a census was taken apart from the regular every-10-year population census.

The first census of business was taken in 1930, covering 1929. Initially it covered retail and wholesale trade and construction industries, but it was broadened in 1933 to include some of the service trades.

The 1954 Economic Census was the first census to be fully integrated—providing comparable census data across economic sectors, using consistent time periods, concepts, definitions, classifications, and reporting units. It was the first census to be taken by mail, using lists of firms provided by the administrative records of other Federal agencies. Since 1963, administrative records also have been used to provide basic statistics for very small firms, reducing or eliminating the need to send them census questionnaires. The Enterprise Statistics Program, which publishes combined data from the economic census, was made possible with the implementation of the integrated census program in 1954.

The range of industries covered in the economic censuses has continued to expand. The census of construction industries began on a regular basis in 1967, and the scope of service industries was broadened in 1967, 1977, and 1987. The census of transportation began in 1963 as a set of surveys covering travel, transportation of commodities, and trucks, but expanded in 1987 to cover business establishments in several transportation industries. For 1992, these statistics are incorporated into a broadened census of transportation, communications, and utilities. Also new for 1992 is the census of financial, insurance, and real estate industries. This is part of a gradual expansion in coverage of industries previously subjected to government regulation.

The Survey of Minority-Owned Business Enterprises was first conducted as a special project in 1969 and was incorporated into the economic census in 1972 along with the Survey of Women-Owned Businesses.

An economic census has also been taken in Puerto Rico since 1909, in the Virgin Islands of the United States and Guam since 1958, and in the Commonwealth of the Northern Mariana Islands since 1982.

Statistical reports from the 1987 and earlier censuses provide historical figures for the study of long-term time series and are available in some large libraries. All of the census data published since 1967 are still available for sale on microfiche from the Census Bureau.

## AVAILABILITY OF MORE FREQUENT ECONOMIC DATA

While the census provides complete enumerations every 5 years, there are many needs for more frequent data as well. The Census Bureau conducts a number of monthly, quarterly, and annual surveys, with the results appearing in publication series such as Current Business Reports (retail and wholesale trade and service industries), the Annual Survey of Manufactures, Current Industrial Reports, and the Quarterly Financial Report. Most of these surveys, while providing more frequent observations, yield less kind-of-business and geographic detail than the census. The County Business Patterns program offers annual statistics on the number of establishments, employment, and payroll classified by industry within each county.

## SOURCES FOR MORE INFORMATION

More information about the scope, coverage, classification system, data items, and publications for each of the economic censuses and related surveys is published in the *Guide to the 1992 Economic Census and Related Statistics*. More information on the methodology, procedures, and history of the census will be published in the *History of the 1992 Economic Census*. Contact Customer Services for information on availability.

# Census of Service Industries

## GENERAL

The 1992 Census of Service Industries, part of the 1992 Economic Census, covered service industries as defined in Division I of the *Standard Industrial Classification Manual: 1987*<sup>1</sup> (SIC), except Elementary and Secondary Schools (SIC 821), Colleges, Universities, Professional Schools, and Junior Colleges (SIC 822), Labor Unions and Similar Labor Organizations (SIC 863), Political Organizations (SIC 865), Religious Organizations (SIC 866), and Private Households (SIC 881). The census also excluded governmental establishments classified in the covered industries, except for government-operated hospitals which were included.

Data are presented for establishments in the following classifications:

SIC code	Title
70	Hotels, rooming houses, camps, and other lodging places
72	Personal services
73	Business services
75	Automotive repair, services, and parking
76	Miscellaneous repair services
78	Motion pictures
79	Amusement and recreation services
80	Health services
81	Legal services
823, 4, 9	Selected educational services
83	Social services
84	Museums, art galleries, and botanical and zoological gardens
861, 2, 4, 9	Selected membership organizations
87	Engineering, accounting, research, management, and related services
89	Services, not elsewhere classified

This series of reports presents data for service establishments of firms subject to Federal income tax and (in separate tables) of firms which are exempt from Federal income tax under provisions of the Internal Revenue Code. Only establishments with some payroll during the year are included. For a more detailed explanation, see appendix A.

<sup>1</sup>*Standard Industrial Classification Manual: 1987*. For sale by Superintendent of Documents, U.S. Government Printing Office, Washington, DC 20402. Stock No. 041-001-00314-2.

Many of the "kinds of business or operation" included in this report are not thought of as commercial businesses, and the terms (such as "business," "establishment," and "firm") used to describe them may not be descriptive of such services, particularly for not-for-profit and professional services. However, these terms are applied to all "kinds of business or operation" in order to maintain conformity in the measures of the production and delivery of goods and services and in the presentation of data.

The basic tabulations in this report do not include data for establishments which are auxiliary (primary function is providing a service, such as warehousing or bookkeeping) to service establishments within the same organization. Data for auxiliaries are presented in a subsequent report issued as part of the 1992 Enterprise Statistics reports.

For the 1992 Census of Service Industries, large- and medium-size firms, plus all firms known to operate more than one establishment, were sent questionnaires to be completed and returned to the Census Bureau by mail. For most very small firms, including those with no paid employees, data from existing administrative records of other Federal agencies were used instead. These records provided basic information on location, kind of business, receipts, payroll, number of employees, and legal form of organization. In addition, more detailed information for selected kinds of business was obtained on the various questionnaires.

Appendix A gives a more detailed explanation of census coverage and methodology.

## CENSUS DISCLOSURE RULES

In accordance with Federal law governing census reports, no data are published that would disclose the operations of an individual establishment or business. However, the number of establishments in a kind-of-business classification is not considered a disclosure, so this information may be released even though other information is withheld.

## GEOGRAPHIC AREAS COVERED

This report series presents data for the following areas:

1. The United States as a whole.
2. Each State and the District of Columbia.

3. Each consolidated metropolitan statistical area (CMSA) and primary metropolitan statistical area (PMSA) defined by the Office of Management and Budget (OMB) as of June 30, 1993. A CMSA is an area used to facilitate the presentation and analysis of data for large concentrations of metropolitan populations. It includes two or more contiguous PMSA's which have a population of at least 1,000,000<sup>2</sup> and which meet specific criteria of urban character and of social and economic integration.
4. Each metropolitan statistical area (MSA) defined by the OMB as of June 30, 1993. An MSA is an integrated economic and social unit with a population nucleus of at least 50,000 inhabitants.<sup>2</sup> Each MSA consists of one or more counties meeting standards of metropolitan character; in New England, cities and towns rather than counties are the component geographic units.
5. The area within the State outside metropolitan areas (MA's).
6. Each county or county equivalent.<sup>3</sup> Counties are the primary divisions of States, except in Louisiana where they are called parishes and in Alaska where they are called boroughs and census areas. Maryland, Missouri, Nevada, and Virginia have one place or more that is independent of any county organization and constitutes primary divisions of their States. These places are treated as counties and as places.
7. Each consolidated city.<sup>3</sup> Consolidated cities are consolidated governments which consist of separately incorporated municipalities.
8. Each municipality of 2,500 inhabitants or more incorporated as a city, borough, village, or town.<sup>2 3</sup>  
  
For the economic census, boroughs and census areas in Alaska and boroughs in New York are not included in this category.
9. Special economic urban areas (SEUA's), which include townships in Michigan, New Jersey, and Pennsylvania, and towns in New York, Wisconsin, and the six New England States with 10,000 inhabitants or more.<sup>2</sup>

## DOLLAR VALUES

All dollar values presented in this report are expressed in current dollars, i.e., 1992 data are expressed in 1992 dollars and 1987 data in 1987 dollars. Consequently, when making comparisons to prior years, users of the data should consider the inflation that has occurred.

## RELIABILITY OF DATA

All data compiled in this report originated from either census questionnaires or administrative records of other Federal agencies and, therefore, are not subject to sampling errors. However, the data are subject to nonsampling

<sup>2</sup>According to the 1990 Census of Population or subsequent special census.

<sup>3</sup>Those defined as of January 1, 1992.

errors. Nonsampling errors can be attributed to many sources: inability to identify all cases in the actual universe; definition and classification difficulties; differences in the interpretation of questions; errors in recording or coding the data obtained; and other errors of collection, response, coverage, processing, and estimation for missing or misreported data.

The accuracy of these tabulated data is determined by the joint effects of the various nonsampling errors. No direct measurement of these effects has been obtained except for estimation for missing or misreported data; however, precautionary steps were taken in all phases of the collection, processing, and tabulation of the data in an effort to minimize the effects of nonsampling errors.

The Bureau of the Census obtains on computer tape limited information extracted from administrative records of other Federal agencies. This information is used in conjunction with other information available to the Census Bureau to develop estimates for nonemployers, small employers, and other establishments for which responses were not received in time for publication. For an indication of the extent that data included in these reports were obtained from the administrative records of other Federal agencies and from estimation, rather than reports directly from respondents, see appendix E. Also, see appendix A for a more detailed explanation of census coverage and methodology.

## SPECIAL TABULATIONS

Special tabulations of data collected in the 1992 Census of Service Industries may be obtained, depending on availability of time and personnel, on diskette, computer tape, or in tabular form. The data will be in summary form and subject to the same rules prohibiting disclosure of confidential information (including name, address, kind of business, or other data for individual business establishments or companies) as are the regular publications.

Special tabulations are prepared on a cost basis. A request for a cost estimate, as well as exact specifications on the type and format of the data to be provided, should be directed to the Chief, Services Division, Bureau of the Census, Washington, DC 20233.

To discuss a special tabulation before submitting specifications, call 1-800-541-8345.

## ABBREVIATIONS AND SYMBOLS

The following abbreviations and symbols are used in this publication:

- \* See kind-of-business descriptions for SIC 72 and SIC 7384 in appendix A for treatment of plant outlets.
- Represents zero.
- (D) Withheld to avoid disclosing data for individual companies; data are included in broader kind-of-business totals.



(IC)	Independent city.	<b>Symbol</b>	<b>Employment Size</b>
(NA)	Not available.		
(X)	Not applicable.	AA	0–19
CMSA	Consolidated metropolitan statistical area.	BB	20–99
MA	Metropolitan area.	CC	100–249
MSA	Metropolitan statistical area.	EE	250–499
n.e.c.	Not elsewhere classified.	FF	500–999
PMSA	Primary metropolitan statistical area.	GG	1,000–2,499
pt.	Part.	HH	2,500–4,999
r	Revised.	II	5,000–9,999
SIC	Standard Industrial Classification.	JJ	10,000–24,999

The following symbols are used in this publication to show employment size ranges for employment data that have been withheld to avoid disclosing data for individual companies (employment size range codes are provided for the first time in the 1992 Economic Census):

KK	25,000–49,999
LL	50,000–99,999
MM	100,000 or more

# Users' Guide for Locating Statistics in This Report by Table Number

Information shown in tables	Table															
	1a	1b	2a	2b	3a	3b	4	5	6	7a	7b	8a	8b	9	10	
<b>GEOGRAPHIC AREAS</b>																
The State .....	X	X	X	X	X	X	X								X	X
CMSA's and MSA's in the State .....										X	X					
PMSA's in the State .....										X	X					
Area of the State not in any CMSA, PMSA, or MSA .....												X	X			
Counties in the State .....							X		X							X
Places in the State .....							X	X						X		
<b>DATA ITEMS</b>																
Establishments .....	X	X			X	X	X	X	X	X	X	X	X	X		X
Receipts .....	X				X	X	X	X	X	X	X	X	X	X	X	X
Revenue .....		X									X		X			
Expenses .....						X							X			
Annual payroll .....	X	X			X	X	X	X	X	X	X	X	X	X		
First-quarter payroll .....	X	X					X	X	X	X	X	X	X	X		
Paid employees for pay period including March 12, 1992 .....	X	X			X	X	X	X	X	X	X	X	X	X		
1987 to 1992 comparative statistics .....					X	X										
Receipts per establishment .....			X													
Revenue per establishment .....				X												
Expenses per establishment .....				X												
Receipts per employee .....			X													
Revenue per employee .....				X												
Expenses per employee .....				X												
Annual payroll per employee .....			X	X												
Employees per establishment .....			X	X												
Counties ranked by volume of receipts .....																X
Places ranked by volume of receipts .....														X		

# Users' Guide for Locating Statistics in the 1992 Census of Service Industries Reports

Report and geographic area	Information shown in reports by kind of business or industry category										
	Number of establishments	Receipts/Revenue (\$1,000)	Payroll (\$1,000)	Number of employees	Selected ratios	Receipts/revenue lines	Receipts size and employment size of establishments and firms	Concentration ratios of largest firms	Single units and multi-units	Legal form of organization	Selected topics
<b>GEOGRAPHIC AREA SERIES</b>											
United States .....	X	X	X	X	X						
State .....	X	X	X	X	X						
CMSA, PMSA, MSA .....	X	X	X	X							
County .....	X	X	X	X							
Place .....	X	X	X	X							
<b>NONEMPLOYER STATISTICS SERIES</b>											
United States .....	X	X									
State .....	X	X									
CMSA, PMSA, MSA .....	X	X									
County .....	X	X									
Place .....	X	X									
<b>ESTABLISHMENT AND FIRM SIZE (INCLUDING LEGAL FORM OF ORGANIZATION)</b>											
United States .....	X	X	X	X			X	X	X	X	
<b>CAPITAL EXPENDITURES, DEPRECIABLE ASSETS, AND OPERATING EXPENSES</b>											
United States .....		X	X								X
<b>RECEIPTS/REVENUE LINES</b>											
United States .....	X	X				X					
State .....	X	X				X					
CMSA, PMSA, MSA .....	X	X				X					
<b>HOTELS, MOTELS, AND OTHER LODGING PLACES</b>											
United States .....	X	X	X	X		X					X
State .....	X	X	X	X		X					X
CMSA, PMSA, MSA .....	X	X				X					X

Report and geographic area	Information shown in reports by kind of business or industry category										
	Number of establishments	Receipts/Revenue (\$1,000)	Payroll (\$1,000)	Number of employees	Selected ratios	Receipts/revenue lines	Receipts size and employment size of establishments and firms	Concentration ratios of largest firms	Single units and multi-units	Legal form of organization	Selected topics
<b>ZIP CODES</b>											
United States .....	X	X	X	X							
State .....	X	X	X	X							
<b>MISCELLANEOUS SUBJECTS</b>											
United States .....	X	X	X	X							X
State .....	X	X									X
CMSA, PMSA, MSA .....	X	X									X

# Contents

## Kansas

[Page numbers listed here omit the prefix that appears as part of the number of each page]

	Page
Introduction to the Economic Census .....	III
Census of Service Industries .....	V
Users' Guide for Locating Statistics in This Report by Table Number .....	VIII
Users' Guide for Locating Statistics in the 1992 Census of Service Industries Reports ...	IX
Summary of Findings .....	2

### FIGURES

1. Percent Change in Receipts and Annual Payroll for Establishments of Firms Subject to Federal Income Tax: 1987 to 1992 .....	3
2. Annual Payroll per Employee for Establishments of Firms Subject to Federal Income Tax: 1992 and 1987 .....	4
Maps .....	5

### TABLES

1a. Summary Statistics for Firms Subject to Federal Income Tax for the State: 1992 ..	7
1b. Summary Statistics for Firms Exempt From Federal Income Tax for the State: 1992 .....	11
2a. Selected Ratios for Firms Subject to Federal Income Tax for the State: 1992 .....	12
2b. Selected Ratios for Firms Exempt From Federal Income Tax for the State: 1992 ..	15
3a. Comparative Statistics for Firms Subject to Federal Income Tax for the State: 1992 and 1987 .....	15
3b. Comparative Statistics for Firms Exempt From Federal Income Tax for the State: 1992 and 1987 .....	19
4. Summary Statistics for Firms Subject to Federal Income Tax for Counties and for Places With 2,500 Inhabitants or More: 1992 .....	20
5. Summary Statistics for Firms Subject to Federal Income Tax for Places With 350 Establishments or More: 1992 .....	28
6. Summary Statistics for Firms Subject to Federal Income Tax for Counties With 350 Establishments or More: 1992 .....	40
7a. Summary Statistics for Firms Subject to Federal Income Tax for Metropolitan Areas: 1992 .....	49
7b. Summary Statistics for Firms Exempt From Federal Income Tax for Metropolitan Areas: 1992 .....	59
8a. Summary Statistics for Firms Subject to Federal Income Tax for the Area Outside Metropolitan Areas: 1992 .....	62
8b. Summary Statistics for Firms Exempt From Federal Income Tax for the Area Outside Metropolitan Areas: 1992 .....	65
9. Places With 2,500 Inhabitants or More Ranked by Volume of Receipts of Firms Subject to Federal Income Tax: 1992 .....	67
10. Counties Ranked by Volume of Receipts of Firms Subject to Federal Income Tax: 1992 .....	67

### APPENDIXES

A. General Explanation .....	A-1
B. Sample Report Form and Instructions .....	B-1
C. Kind-of-Business Titles and Reporting-Form Numbers .....	C-1
D. Metropolitan Areas .....	D-1
E. Percent of Receipts/Revenue Based on Administrative Records and Estimation for the State: 1992 .....	E-1
F. Geographic Notes .....	F-1
G. Establishments in Business Any Time During Year and Establishments in Business at End of Year for the State: 1992 and 1987 .....	G-1

Publication Program .....

Inside back cover

## Summary of Findings

---

### FIRMS SUBJECT TO FEDERAL INCOME TAX

Data from the 1992 Census of Service Industries show that Kansas' 16,934 service industries establishments of firms with payroll that were subject to Federal income tax had receipts totaling \$8.5 billion. The 1992 data represent an increase of 61.1 percent in receipts for the State since 1987.

For establishments with payroll in 1992, receipts of offices and clinics of medical doctors totaled \$1.3 billion, compared with \$815.4 million in 1987. Other leading service kinds of business in 1992 were hospitals with \$473.8 million in receipts, legal services with \$464.6 million, and computer programming, data processing, and other computer related services with \$426.1 million.

There were 161,995 paid employees (full- and part-time) working in service industries in the State as of mid-March 1992, compared with 128,013 employees in 1987. Large employers included nursing and personal care facilities with 17,345 employees, offices and clinics of doctors of medicine with 14,847 employees, and help supply services with 12,163 employees.

### ORGANIZATIONS EXEMPT FROM FEDERAL INCOME TAX

Data for the census show that Kansas's 3,014 service industries establishments of firms and other organizations with payroll that were exempt from Federal income tax had revenue totaling \$3.7 billion and expenses of \$3.5 billion in 1992. The 1992 data represent an increase of 59.8 percent in expenses since 1987.

For establishments with payroll in 1992, revenue of hospitals totaled \$2.4 billion, compared with \$1.6 billion in 1987. Other leading classifications in 1992 were nursing and personal care facilities with revenue of \$209.5 million, and civic, social, and fraternal associations with \$125.1 million.

There were 86,288 paid employees (full- and part-time) as of mid-March 1992, compared with 71,007 employees in 1987. Hospitals had 49,908 employees; nursing and personal care facilities, 8,884 employees; and civic, social, and fraternal associations, 4,018 employees.

Figure 1. **Percent Change in Receipts and Annual Payroll for Establishments of Firms Subject to Federal Income Tax: 1987 to 1992**

(Includes only establishments with payroll. For meaning of abbreviations and symbols, see introductory text)

Receipts   
Payroll 

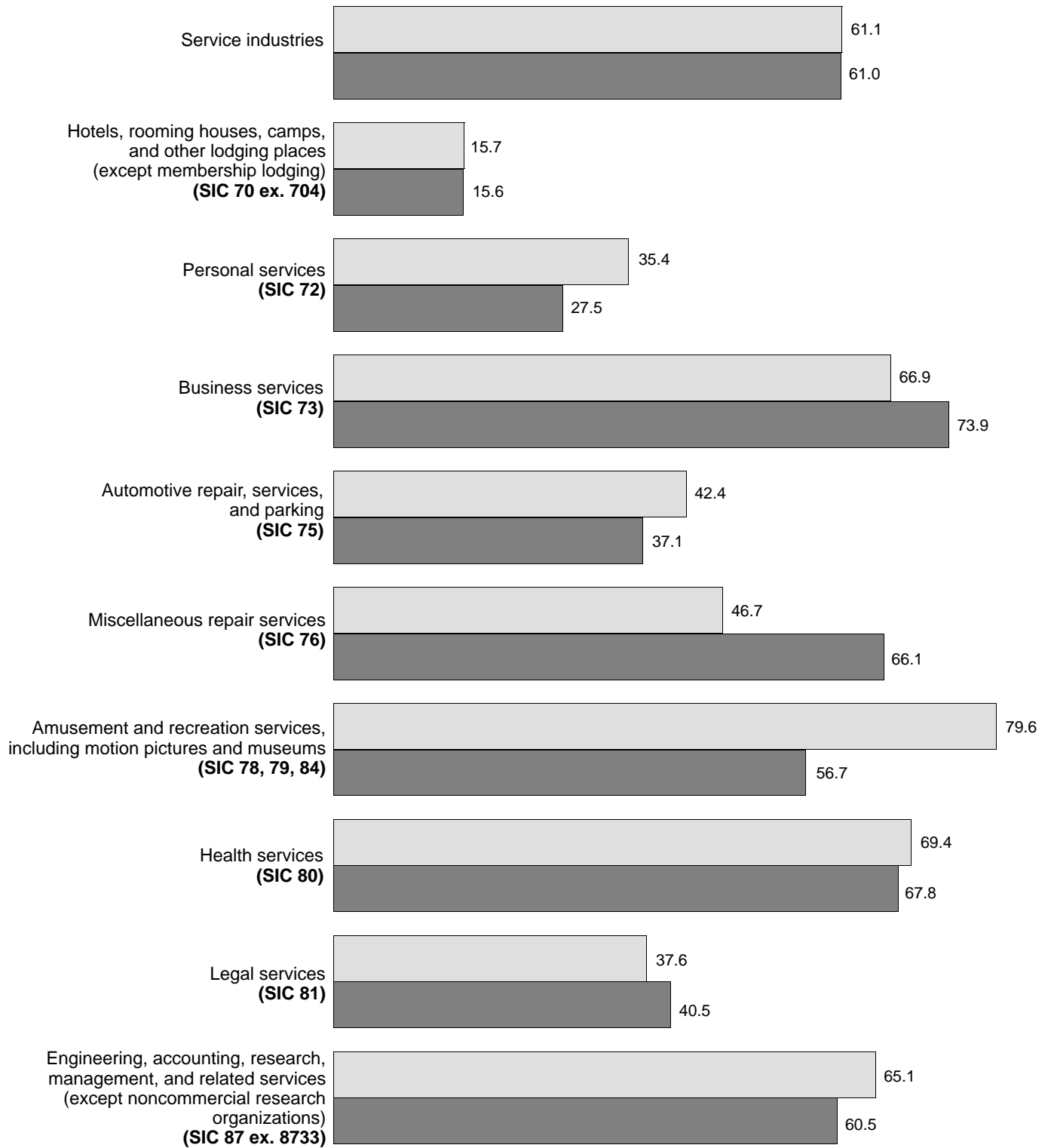


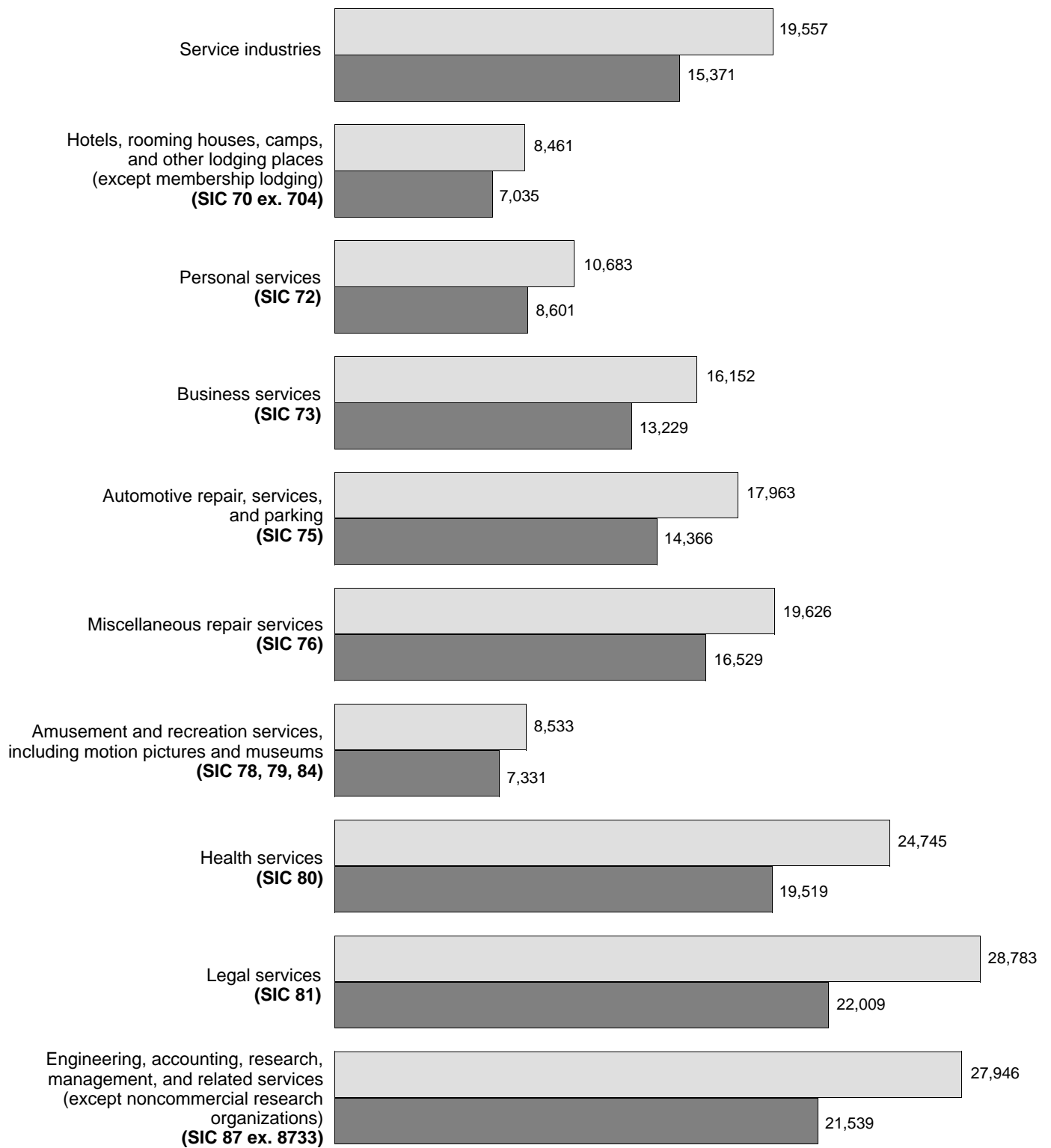


Figure 2. **Annual Payroll per Employee for Establishments of Firms Subject to Federal Income Tax: 1992 and 1987**

(In dollars. For meaning of abbreviations and symbols, see introductory text)

1992   
1987 







**Table 1a. Summary Statistics for Firms Subject to Federal Income Tax for the State: 1992**

[Includes only establishments with payroll. For meaning of abbreviations and symbols, see introductory text. For explanation of terms and comparability of 1987 and 1992 censuses, see appendix A]

SIC code	Kind of business or operation	Establishments (number)	Receipts (\$1,000)	Annual payroll (\$1,000)	First-quarter payroll (\$1,000)	Paid employees for pay period including March 12 (number)
	<b>Total</b> .....	<b>16 934</b>	<b>8 460 335</b>	<b>3 168 058</b>	<b>720 379</b>	<b>161 995</b>
<b>70 ex. 704</b>	<b>Hotels, rooming houses, camps, and other lodging places (except membership lodging)</b> .....	<b>483</b>	<b>305 424</b>	<b>76 271</b>	<b>18 057</b>	<b>9 014</b>
	Hotels and motels .....	440	295 075	73 896	17 554	8 758
7011	Hotels .....	96	157 385	41 141	9 982	4 279
7011 pt.	Hotels, 25 guestrooms or more .....	75	154 296	40 415	9 821	4 150
7011 pt.	Hotels, less than 25 guestrooms .....	21	3 089	726	161	129
7011 pt.	Motels, motor hotels, and tourist courts .....	344	137 690	32 755	7 572	4 479
7011 pt.	Motels, tourist courts .....	306	106 428	24 655	5 455	3 349
7011 pt.	Motor hotels .....	38	31 262	8 100	2 117	1 130
702, 3	Other lodging places .....	43	10 349	2 375	503	256
702	Rooming and boarding houses .....	18	2 499	827	174	132
703	Camps and recreational vehicle parks .....	25	7 850	1 548	329	124
7032	Sporting and recreational camps .....	8	943	260	57	18
7033	Recreational vehicle parks and campsites .....	17	6 907	1 288	272	106
<b>72</b>	<b>Personal services</b> .....	<b>2 132</b>	<b>403 926</b>	<b>131 186</b>	<b>31 916</b>	<b>12 280</b>
721	Laundry, cleaning, and garment services .....	531	132 269	43 903	10 455	3 896
7211	Power laundries, family and commercial* .....	19	4 377	1 680	471	138
7213	Linen supply* .....	14	19 863	5 860	1 426	406
7215	Coin-operated laundries and drycleaning .....	113	12 168	3 438	749	430
7215 pt.	Coin-operated laundries and drycleaning stores .....	111	(D)	(D)	(D)	EE
7215 pt.	Coin-operated laundry routes .....	2	(D)	(D)	(D)	AA
7216	Drycleaning plants, except rug cleaning* .....	204	41 941	14 098	3 395	1 534
7217	Carpet and upholstery cleaning .....	90	13 414	4 187	904	412
7218	Industrial laundries* .....	20	33 232	11 518	2 741	609
7212, 9	Other laundry, cleaning, and garment services* .....	71	7 274	3 122	769	367
7212	Garment pressing, and agents for laundries and drycleaners .....	24	2 670	716	179	82
7219	Laundry and garment services, n.e.c.* .....	47	4 604	2 406	590	285
722	Photographic studios, portrait .....	129	32 341	6 919	1 674	740
723, 4	Beauty and barber shops .....	932	100 667	42 996	10 137	3 839
723	Beauty shops .....	875	95 194	40 483	9 505	3 691
724	Barber shops .....	57	5 473	2 513	632	148
725	Shoe repair shops and shoeshine parlors .....	33	2 782	838	220	82
726	Funeral service and crematories .....	239	(D)	(D)	(D)	GG
729	Miscellaneous personal services .....	268	(D)	(D)	(D)	HH
7291	Tax return preparation services .....	127	16 692	6 990	2 726	1 471
7299	Miscellaneous personal services, n.e.c. .....	141	(D)	(D)	(D)	GG
7299 pt.	Massage parlors, tanning salons, and saunas .....	44	3 686	1 026	252	171
7299 pt.	Other personal services .....	97	(D)	(D)	(D)	FF
7299 pt.	Diet and weight reducing services .....	47	16 985	4 015	914	692
7299 pt.	Formal wear rental .....	11	5 098	1 371	302	95
7299 pt.	Other personal services, n.e.c. .....	39	(D)	(D)	(D)	CC
<b>73</b>	<b>Business services</b> .....	<b>2 624</b>	<b>1 571 896</b>	<b>605 640</b>	<b>140 078</b>	<b>37 496</b>
731	Advertising .....	165	105 629	38 819	9 548	1 502
7311	Advertising agencies .....	131	82 756	31 516	7 435	1 007
7312	Outdoor advertising services .....	10	5 075	1 331	352	72
7313	Radio, television, publishers' advertising representatives .....	11	7 793	4 098	1 377	136
7313 pt.	Radio, television advertising representatives .....	3	(D)	(D)	(D)	BB
7313 pt.	Publishers' advertising representatives .....	8	(D)	(D)	(D)	CC
7319	Advertising, n.e.c. .....	13	10 005	1 874	384	287
732	Consumer credit reporting agencies, mercantile reporting agencies, and adjustment and collection agencies .....	89	62 529	24 077	5 482	1 258
7322	Adjustment and collection services .....	65	39 791	18 272	4 089	936
7323	Credit reporting services .....	24	22 738	5 805	1 393	322
733	Mailing, reproduction, commercial art and photography, and stenographic services .....	228	125 136	38 465	8 988	1 909
7331	Direct mail advertising services .....	32	58 482	18 392	4 480	881
7331 pt.	Mailing list compilers, brokers, and managers .....	10	14 242	5 163	1 385	213
7331 pt.	Direct mail advertising services, except mailing list services .....	22	44 240	13 229	3 095	668
7334	Photocopying and duplicating services .....	28	23 989	7 247	1 592	410
7334 pt.	Blueprinting and duplicating services .....	28	23 989	7 247	1 592	410
7334 pt.	Duplicating services, except printing and photocopying .....	—	—	—	—	—
7335, 6	Commercial photography, art, and graphics .....	110	29 310	7 583	1 713	345
7335	Commercial photography .....	30	5 041	1 309	298	84
7336	Commercial art and graphic design .....	80	24 269	6 274	1 415	261
7336 pt.	Commercial art .....	20	3 788	880	298	37
7336 pt.	Graphic arts and related design .....	60	20 481	5 394	1 117	224
7338	Secretarial and court reporting services .....	58	13 355	5 243	1 203	273
734	Services to dwellings and other buildings .....	673	121 729	54 246	12 439	6 290
7342	Disinfecting and pest control services .....	141	34 880	13 320	2 866	823
7349	Building cleaning and maintenance services, n.e.c. .....	532	86 849	40 926	9 573	5 467
735	Miscellaneous equipment rental and leasing .....	256	164 330	36 139	8 510	1 780
7352	Medical equipment rental and leasing .....	31	32 055	6 441	1 512	317
7353	Heavy construction equipment rental and leasing .....	24	12 144	3 732	738	141
7353 pt.	Rental and leasing of heavy construction equipment without operators .....	19	9 506	2 819	535	101
7353 pt.	Rental and leasing of heavy construction equipment with operators .....	5	2 638	913	203	40
7359	Equipment rental and leasing, n.e.c. .....	201	120 131	25 966	6 260	1 322
7359 pt.	Equipment rental .....	184	105 814	22 998	5 678	1 209
7359 pt.	Rent-to-own .....	70	50 078	9 422	2 285	450
7359 pt.	Equipment rental, except rent-to-own .....	114	55 736	13 576	3 393	759
7359 pt.	Equipment leasing, except finance leasing .....	17	14 317	2 968	582	113

**Table 1a. Summary Statistics for Firms Subject to Federal Income Tax for the State: 1992—Con.**

[Includes only establishments with payroll. For meaning of abbreviations and symbols, see introductory text. For explanation of terms and comparability of 1987 and 1992 censuses, see appendix A]

SIC code	Kind of business or operation	Establishments (number)	Receipts (\$1,000)	Annual payroll (\$1,000)	First-quarter payroll (\$1,000)	Paid employees for pay period including March 12 (number)
<b>73</b>	<b>Business services—Con.</b>					
736	Personnel supply services -----	220	210 454	145 648	30 689	12 848
7361	Employment agencies -----	71	19 896	10 923	2 308	685
7363	Help supply services -----	149	190 558	134 725	28 381	12 163
7363 pt.	Temporary help supply -----	126	162 778	113 542	24 774	10 670
7363 pt.	Help supply, except temporary -----	23	27 780	21 183	3 607	1 493
7363 pt.	Employee leasing -----	15	22 005	17 218	2 964	1 316
7363 pt.	Other help supply services -----	8	5 775	3 965	643	177
737	Computer programming, data processing, and other computer related services -----	398	426 120	159 193	38 837	4 765
7371, 2, 3	Computer programming, prepackaged software, and integrated systems -----	225	251 442	100 224	23 319	2 848
7371	Computer programming services -----	131	119 009	58 985	13 074	1 604
7372	Prepackaged software -----	41	25 851	8 920	1 917	290
7373	Computer integrated systems -----	53	106 582	32 319	8 328	954
7374, 5, 6	Data processing services -----	65	102 062	32 609	9 102	1 149
7374, 5	Computer processing, information retrieval -----	59	90 476	26 814	7 690	985
7374	Computer processing and data preparation and processing services -----	50	85 624	25 582	7 389	935
7375	Information retrieval services -----	9	4 852	1 232	301	50
7376	Computer facilities management services -----	6	11 586	5 795	1 412	164
7377, 8, 9	Computer rental and leasing, maintenance, and related services, n.e.c. -----	108	72 616	26 360	6 416	768
7377	Computer rental and leasing -----	8	7 174	1 045	259	52
7378	Computer maintenance and repair -----	55	44 269	15 081	3 885	472
7379	Computer related services, n.e.c. -----	45	21 173	10 234	2 272	244
7379 pt.	Computer consultants -----	35	18 918	9 530	2 034	201
7379 pt.	Miscellaneous computer services, n.e.c. -----	10	2 255	704	238	43
738	Miscellaneous business services -----	595	355 969	109 053	25 585	7 144
7381, 2	Detective agencies and protective services -----	93	36 915	17 683	4 170	1 635
7381	Detective, guard, and armored car services -----	72	(D)	(D)	(D)	GG
7381 pt.	Detective agencies and guard services -----	64	20 996	12 566	2 951	1 393
7381 pt.	Armored car services -----	8	(D)	(D)	(D)	BB
7382	Security systems services -----	21	(D)	(D)	(D)	CC
7383	News syndicates -----	4	(D)	(D)	(D)	CC
7384	Photofinishing laboratories* -----	73	41 231	11 713	3 222	633
7384 pt.	Photofinishing laboratories, except "one-hour" (mini) labs* -----	36	33 099	10 109	2 873	483
7384 pt.	One-hour (mini) photofinishing* -----	37	8 132	1 604	349	150
7389	Business services, n.e.c. -----	425	(D)	(D)	(D)	HH
7389 pt.	Sign painting shops -----	29	(D)	(D)	(D)	BB
7389 pt.	Interior designing -----	41	12 729	2 528	540	135
7389 pt.	Telephone answering services -----	26	7 245	3 424	756	337
7389 pt.	Other business services -----	329	(D)	(D)	(D)	HH
7389 pt.	Water softening and conditioning services -----	27	13 035	3 896	929	243
7389 pt.	Packaging and labeling services -----	11	10 809	2 879	472	94
7389 pt.	Trading stamp services -----	2	(D)	(D)	(D)	AA
7389 pt.	Miscellaneous business services -----	289	177 018	56 089	12 688	3 746
7389 pt.	Convention and trade show services -----	16	10 387	3 487	826	251
7389 pt.	Private mail centers -----	22	9 531	1 372	290	141
7389 pt.	Miscellaneous business services, n.e.c. -----	251	157 100	51 230	11 572	3 354
<b>75</b>	<b>Automotive repair, services, and parking -----</b>	<b>1 851</b>	<b>568 297</b>	<b>136 394</b>	<b>31 036</b>	<b>7 593</b>
751	Automotive rental and leasing, without drivers -----	88	94 621	13 913	3 198	609
7513	Truck rental and leasing, without drivers -----	44	(D)	(D)	(D)	EE
7513 pt.	Truck rental, without drivers -----	18	(D)	(D)	(D)	BB
7513 pt.	Truck leasing, except finance leasing -----	26	38 429	5 316	1 311	218
7514, 5	Passenger car rental and leasing -----	42	48 017	7 194	1 544	299
7514	Passenger car rental -----	35	18 285	3 021	683	189
7515	Passenger car leasing -----	7	29 732	4 173	861	110
7519	Utility trailer and recreational vehicle rental -----	2	(D)	(D)	(D)	AA
752	Automobile parking -----	17	4 568	436	94	45
7521 pt.	Parking lots -----	13	3 510	319	68	32
7521 pt.	Parking structures -----	4	1 058	117	26	13
753	Automotive repair shops -----	1 516	420 512	107 770	24 394	5 516
7532	Top, body, and upholstery repair shops and paint shops -----	462	141 358	40 488	8 809	1 876
7532 pt.	Top and body repair shops -----	440	136 000	38 587	8 417	1 749
7532 pt.	Paint shops -----	22	5 358	1 901	392	127
7538	General automotive repair shops -----	757	192 325	44 176	10 255	2 476
7538 pt.	General automotive repair shops, except diesel -----	698	159 983	36 777	8 544	2 121
7538 pt.	Diesel repair shops -----	59	32 342	7 399	1 711	355
7533, 4, 6, 7, 9	Other automotive repair shops -----	297	86 829	23 106	5 330	1 164
7533	Automotive exhaust system repair shops -----	45	12 830	3 405	828	178
7534	Tire retreading and repair shops -----	14	5 167	1 261	285	51
7536	Automotive glass replacement shops -----	72	26 316	5 979	1 281	250
7537	Automotive transmission repair shops -----	46	11 962	3 168	780	191
7539	Automotive repair shops, n.e.c. -----	120	30 554	9 293	2 156	494
7539 pt.	Radiator repair -----	29	5 891	1 409	356	97
7539 pt.	Brake, front end, and wheel alignment -----	46	13 460	4 773	1 067	198
7539 pt.	Automotive electrical and fuel system services -----	39	9 942	2 751	657	179
7539 pt.	Carburetor repair shops -----	12	3 696	1 126	280	68
7539 pt.	Automotive electrical repair shops -----	27	6 246	1 625	377	111
7539 pt.	Other automotive repair shops, n.e.c. -----	6	1 261	360	76	20
754	Automotive services, except repair -----	230	48 596	14 275	3 350	1 423
7542	Carwashes -----	140	24 015	7 471	1 747	908
7549	Automotive services, except repair and carwashes -----	90	24 581	6 804	1 603	515
7549 pt.	Lubrication shops -----	41	13 476	3 497	804	268
7549 pt.	Other automotive services -----	49	11 105	3 307	799	247
7549 pt.	Towing services -----	37	9 612	2 992	721	216
7549 pt.	Other automotive services, n.e.c. -----	12	1 493	315	78	31

**Table 1a. Summary Statistics for Firms Subject to Federal Income Tax for the State: 1992—Con.**

[Includes only establishments with payroll. For meaning of abbreviations and symbols, see introductory text. For explanation of terms and comparability of 1987 and 1992 censuses, see appendix A]

SIC code	Kind of business or operation	Establishments (number)	Receipts (\$1,000)	Annual payroll (\$1,000)	First-quarter payroll (\$1,000)	Paid employees for pay period including March 12 (number)
<b>76</b>	<b>Miscellaneous repair services -----</b>	<b>845</b>	<b>285 656</b>	<b>86 688</b>	<b>20 183</b>	<b>4 417</b>
762	Electrical repair shops -----	245	107 391	38 049	8 707	1 788
7622	Radio and television repair shops -----	74	17 394	7 074	1 744	362
7623, 9	Other electrical and electronic repair shops -----	171	89 997	30 975	6 963	1 426
7623	Refrigeration and air-conditioning service and repair shops -----	34	10 407	2 782	592	124
7629	Electrical and electronic repair shops, n.e.c. -----	137	79 590	28 193	6 371	1 302
763	Watch, clock, and jewelry repair -----	17	(D)	(D)	(D)	BB
764	Reupholstery and furniture repair -----	64	(D)	(D)	(D)	CC
769	Miscellaneous repair and related services -----	519	169 139	45 808	10 802	2 409
7692	Welding repair -----	86	12 521	2 884	713	255
7694	Armature rewinding shops -----	31	15 614	4 475	1 050	233
7699	Repair shops and related services, n.e.c. -----	402	141 004	38 449	9 039	1 921
7699 pt.	Farm machinery and equipment repair -----	63	17 548	3 583	777	224
7699 pt.	Lawnmower and other small gasoline engine repair -----	27	5 502	1 344	305	88
7699 pt.	Sewer and septic tank cleaning services -----	21	10 004	3 771	861	151
7699 pt.	Other repair and related services, n.e.c. -----	291	107 950	29 751	7 096	1 458
<b>78, 79, 84</b>	<b>Amusement and recreation services, including motion pictures and museums -----</b>	<b>1 000</b>	<b>406 094</b>	<b>79 121</b>	<b>19 245</b>	<b>9 272</b>
781, 2	Motion picture production, distribution, and services -----	42	68 266	3 838	891	178
7812 pt.	Motion picture production, except for television -----	21	4 192	1 332	325	63
7812 pt.	Motion picture and tape production for television -----	6	(D)	(D)	(D)	AA
7819	Services allied to motion picture production -----	6	1 977	278	38	19
7822 pt.	Motion picture film and tape distributors -----	8	60 454	2 009	466	83
7822 pt.	Motion picture film exchanges -----	3	(D)	(D)	(D)	AA
7822 pt.	Video tape wholesalers -----	5	(D)	(D)	(D)	BB
7822 pt.	Film and tape distribution for television -----	1	(D)	(D)	(D)	AA
7829	Services allied to motion picture distribution -----	-	-	-	-	-
783	Motion picture theaters -----	105	50 449	6 012	1 401	1 185
7832	Motion picture theaters, except drive-in -----	94	49 266	5 819	1 379	1 135
7833	Drive-in motion picture theaters -----	11	1 183	193	22	50
784	Video tape rental -----	171	39 094	6 916	1 637	1 055
792	Theatrical producers (except motion picture), bands, orchestras, and entertainers -----	48	8 373	2 635	562	226
7922	Theatrical producers (except motion picture) and miscellaneous theatrical services -----	25	6 254	1 807	464	153
7922 pt.	Producers of live theatrical productions -----	4	714	112	26	10
7922 pt.	Producers of radio and television shows, except tape producers -----	3	866	369	123	34
7922 pt.	Artists' and entertainers' managers or agents, concert bureaus, booking agents -----	10	1 388	147	31	9
7922 pt.	Other theatrical services -----	8	3 286	1 179	284	100
7929	Bands, orchestras, actors, and other entertainers and entertainment groups -----	23	2 119	828	98	73
7929 pt.	Dance groups and artists -----	-	-	-	-	-
7929 pt.	Symphony orchestras, opera companies, and chamber music organizations -----	-	-	-	-	-
7929 pt.	Other music and entertainment presentations -----	23	2 119	828	98	73
7929 pt.	Other music groups and artists -----	12	1 001	281	52	35
7929 pt.	Other entertainers and entertainment groups -----	11	1 118	547	46	38
793	Bowling centers -----	106	33 298	8 883	2 392	1 281
79 ex. 792, 3, 84	Commercial sports and other amusement and recreation services, including museums -----	528	206 614	50 837	12 362	5 347
794	Commercial sports -----	51	75 501	15 517	4 174	1 202
7941	Professional sports clubs, managers, promoters -----	10	10 927	1 892	444	80
7941 pt.	Baseball clubs -----	1	(D)	(D)	(D)	BB
7941 pt.	Football clubs -----	-	-	-	-	-
7941 pt.	Other professional sports clubs -----	1	(D)	(D)	(D)	BB
7941 pt.	Managers and promoters -----	8	(D)	(D)	(D)	BB
7948	Racing, including track operation -----	41	64 574	13 625	3 730	1 122
7948 pt.	Auto racetrack operation -----	5	1 899	150	20	15
7948 pt.	Horse racetrack operation -----	1	(D)	(D)	(D)	EE
7948 pt.	Dog racetrack operation -----	2	(D)	(D)	(D)	FF
7948 pt.	Racing stables and racing, n.e.c. -----	33	8 772	2 395	539	118
79 ex. 792, 3, 4, 84	Other amusement and recreation services, including museums -----	477	131 113	35 320	8 188	4 145
791	Dance studios, schools, and halls -----	54	5 873	1 380	338	314
7991	Physical fitness facilities -----	83	20 910	6 293	1 669	1 105
7991 pt.	Physical fitness centers, except gymnasiums and athletic clubs -----	73	17 887	5 276	1 395	921
7991 pt.	Gymnasiums and athletic clubs -----	10	3 023	1 017	274	184
7992	Public golf courses -----	32	10 998	2 827	586	249
7993	Coin-operated amusement devices -----	36	13 564	2 887	715	234
7996	Amusement parks -----	8	3 646	1 078	204	207
7997	Membership sports and recreation clubs -----	79	30 218	10 076	2 154	876
7999, 84	Amusement and recreation services, including museums, n.e.c. -----	185	45 904	10 779	2 522	1 160
7999 pt.	Concession operators of amusement devices and rides -----	4	493	121	20	21
7999 pt.	Carnivals, circuses, and fairs -----	7	2 138	316	14	7
7999 pt.	Carnivals and circuses -----	5	(D)	(D)	(D)	AA
7999 pt.	Fairs -----	2	(D)	(D)	(D)	AA
7999 pt., 84	Other recreation and amusements, including museums -----	174	43 273	10 342	2 488	1 132
84	Museums, art galleries, and botanical and zoological gardens -----	2	(D)	(D)	(D)	AA
841	Museums and art galleries -----	1	(D)	(D)	(D)	AA
842	Arboreta and botanical or zoological gardens -----	1	(D)	(D)	(D)	AA
7999 pt.	Roller skating rinks -----	29	4 084	1 044	310	288
7999 pt.	Ice skating rinks -----	1	(D)	(D)	(D)	AA
7999 pt.	Other amusement and recreation services, n.e.c. -----	142	39 088	9 280	2 177	841

**Table 1a. Summary Statistics for Firms Subject to Federal Income Tax for the State: 1992—Con.**

[Includes only establishments with payroll. For meaning of abbreviations and symbols, see introductory text. For explanation of terms and comparability of 1987 and 1992 censuses, see appendix A]

SIC code	Kind of business or operation	Establishments (number)	Receipts (\$1,000)	Annual payroll (\$1,000)	First-quarter payroll (\$1,000)	Paid employees for pay period including March 12 (number)
<b>80</b>	<b>Health services</b> .....	<b>3 867</b>	<b>3 048 257</b>	<b>1 322 714</b>	<b>295 165</b>	<b>53 453</b>
801	Offices and clinics of doctors of medicine .....	1 382	1 269 708	643 173	135 540	14 847
8011 pt.	Offices of doctors of medicine .....	1 314	1 172 314	606 023	126 610	13 628
8011 pt.	General medical clinics .....	68	97 394	37 150	8 930	1 219
802	Offices and clinics of dentists .....	1 003	306 171	112 764	24 872	5 131
8021 pt.	Offices of dentists .....	997	304 697	112 230	24 758	5 107
8021 pt.	Dental clinics .....	6	1 474	534	114	24
803	Offices and clinics of doctors of osteopathy .....	97	39 828	18 554	3 862	645
8031 pt.	Offices of osteopathic physicians .....	86	36 598	17 055	3 612	595
8031 pt.	Osteopathic clinics .....	11	3 230	1 499	250	50
804	Offices and clinics of other health practitioners .....	781	187 585	59 298	13 004	2 979
8041	Offices and clinics of chiropractors .....	321	58 992	18 238	3 872	994
8042	Offices and clinics of optometrists .....	247	78 371	19 769	4 502	1 103
8043	Offices and clinics of podiatrists .....	55	12 107	4 122	929	196
8049	Offices and clinics of health practitioners, n.e.c. ....	158	38 115	17 169	3 701	686
805	Nursing and personal care facilities .....	286	384 285	195 801	47 494	17 345
8051	Skilled nursing care facilities .....	169	256 699	130 044	31 481	11 142
8052	Intermediate care facilities .....	105	116 010	60 788	14 822	5 754
8059	Nursing and personal care facilities, n.e.c. ....	12	11 576	4 969	1 191	449
806	Hospitals .....	17	473 814	160 426	38 802	6 492
8062	General medical and surgical hospitals .....	5	(D)	(D)	(D)	HH
8063, 9	Specialty hospitals .....	12	(D)	(D)	(D)	GG
8063	Psychiatric hospitals .....	7	(D)	(D)	(D)	FF
8069	Specialty hospitals, except psychiatric .....	5	63 376	23 536	4 896	720
807, 8, 9	Other health services .....	301	386 866	132 698	31 591	6 014
807	Medical and dental laboratories .....	112	215 111	66 406	16 146	2 382
8071	Medical laboratories .....	56	180 898	51 977	12 797	1 707
8072	Dental laboratories .....	56	34 213	14 429	3 349	675
808	Home health care services .....	82	84 345	33 508	8 911	2 450
809	Miscellaneous health and allied services, n.e.c. ....	107	87 410	32 784	6 534	1 182
8092	Kidney dialysis centers .....	7	16 166	4 094	921	169
8093	Specialty outpatient facilities, n.e.c. ....	64	57 100	23 488	4 395	711
8099	Health and allied services, n.e.c. ....	36	14 144	5 202	1 218	302
<b>81</b>	<b>Legal services</b> .....	<b>1 335</b>	<b>464 634</b>	<b>169 562</b>	<b>36 430</b>	<b>5 891</b>
<b>823, 4, 9</b>	<b>Selected educational services</b> .....	<b>115</b>	<b>150 848</b>	<b>27 532</b>	<b>5 812</b>	<b>1 182</b>
823	Libraries .....	7	510	180	53	19
824	Vocational schools .....	34	112 357	19 272	4 059	707
8243	Data processing schools .....	7	1 665	552	103	30
8244	Business and secretarial schools .....	5	2 687	1 019	288	81
8249	Vocational schools, n.e.c. ....	22	108 005	17 701	3 668	596
829	Schools and educational services, n.e.c. ....	74	37 981	8 080	1 700	456
<b>83</b>	<b>Social services</b> .....	<b>555</b>	<b>85 587</b>	<b>31 833</b>	<b>7 327</b>	<b>3 563</b>
835	Child day care services .....	380	39 042	16 456	3 944	2 375
832, 3, 6, 9	Other social services .....	175	46 545	15 377	3 383	1 188
832	Individual and family social services .....	71	15 813	4 538	1 070	343
833	Job training and vocational rehabilitation services .....	20	12 356	4 833	1 019	220
836	Residential care .....	65	13 693	5 040	1 088	530
839	Social services, n.e.c. ....	19	4 683	966	206	95
<b>87 ex. 8733</b>	<b>Engineering, accounting, research, management, and related services (except noncommercial research organizations)</b> .....	<b>2 008</b>	<b>1 118 620</b>	<b>478 208</b>	<b>110 034</b>	<b>17 112</b>
871	Engineering, architectural, and surveying services .....	477	465 447	202 087	45 579	5 206
8711	Engineering services .....	293	396 234	172 339	39 208	4 166
8712	Architectural services .....	132	54 924	22 276	4 780	698
8713	Surveying services .....	52	14 289	7 472	1 591	342
872	Accounting, auditing, and bookkeeping services .....	850	229 385	102 985	24 310	4 544
873 ex. 8733	Research, development, and testing services (except noncommercial research organizations) .....	104	74 121	31 292	7 673	2 449
8731	Commercial physical and biological research .....	26	23 976	11 253	2 669	355
8731 pt.	Commercial physical research .....	13	5 154	2 201	718	109
8731 pt.	Commercial medical and biological research .....	13	18 822	9 052	1 951	246
8732	Commercial economic, sociological, and educational research .....	44	26 134	11 761	3 150	1 769
8734	Testing laboratories .....	34	24 011	8 278	1 854	325
874	Management and public relations services .....	577	349 667	141 844	32 472	4 913
8741	Management services .....	189	161 859	68 548	16 320	2 587
8742	Management consulting services .....	230	104 040	39 230	8 459	1 023
8743	Public relations services .....	31	13 792	5 094	906	148
8744	Facilities support management services .....	7	10 262	5 265	1 315	262
8748	Business consulting services, n.e.c. ....	120	59 714	23 707	5 472	893
<b>89</b>	<b>Services, n.e.c.</b> .....	<b>119</b>	<b>51 096</b>	<b>22 909</b>	<b>5 096</b>	<b>722</b>
8999 pt.	Scientific and related consulting services, except environmental .....	37	18 792	10 515	2 118	244
8999 pt.	Other services .....	82	32 304	12 394	2 978	478
8999 pt.	Environmental consulting .....	44	26 580	11 065	2 719	416
8999 pt.	Authors, composers, and other arts-related services .....	11	1 453	634	90	16
8999 pt.	Other services, n.e.c. ....	27	4 271	695	169	46

**Table 1b. Summary Statistics for Firms Exempt From Federal Income Tax for the State: 1992**

[Includes only establishments with payroll. For meaning of abbreviations and symbols, see introductory text. For explanation of terms and comparability of 1987 and 1992 censuses, see appendix A]

SIC code	Kind of business or operation	Establishments (number)	Revenue (\$1,000)	Annual payroll (\$1,000)	First-quarter payroll (\$1,000)	Paid employees for pay period including March 12 (number)
	<b>Total</b> .....	<b>3 014</b>	<b>3 692 713</b>	<b>1 610 993</b>	<b>393 727</b>	<b>86 288</b>
<b>7032, 704</b>	<b>Camps and membership lodging</b> .....	<b>89</b>	<b>16 449</b>	<b>2 584</b>	<b>642</b>	<b>397</b>
7032	Sporting and recreational camps .....	15	2 565	803	134	47
704	Organization hotels and lodging houses, on membership basis .....	74	13 884	1 781	508	350
<b>792, 7991 pt., 7997, 7999 pt., 84</b>	<b>Selected amusement, recreation, and related services</b> .....	<b>193</b>	<b>82 329</b>	<b>30 763</b>	<b>6 289</b>	<b>2 410</b>
792	Theatrical producers (except motion picture), bands, orchestras, and entertainers .....	12	3 336	1 160	191	52
7922	Theatrical producers (except motion picture) and miscellaneous theatrical services .....	6	3 089	1 059	177	45
7922 pt.	Producers of live theatrical productions .....	6	3 089	1 059	177	45
7922 pt.	Producers of radio and television shows, except tape .....	—	—	—	—	—
7922 pt.	Artists' and entertainers' managers or agents, concert bureaus, booking agents .....	—	—	—	—	—
7922 pt.	Other theatrical services .....	—	—	—	—	—
7929	Bands, orchestras, actors, and other entertainers and entertainment groups .....	6	247	101	14	7
7929 pt.	Dance groups and artists .....	—	—	—	—	—
7929 pt.	Symphony orchestras, opera companies, and chamber music organizations .....	2	(D)	(D)	(D)	AA
7929 pt.	Other music groups and artists .....	3	(D)	(D)	(D)	AA
7929 pt.	Other entertainers and entertainment groups .....	1	(D)	(D)	(D)	AA
7991 pt., 7997	Gymnasiums, athletic clubs, and membership sports and recreation clubs .....	112	65 157	25 336	5 165	1 983
7991 pt.	Gymnasiums and athletic clubs .....	1	(D)	(D)	(D)	AA
7997	Membership sports and recreation clubs .....	111	(D)	(D)	(D)	GG
7999 pt.	Fairs .....	10	1 683	127	20	21
84	Museums, art galleries, and botanical and zoological gardens .....	59	12 153	4 140	913	354
841	Museums and art galleries .....	55	9 168	3 292	741	271
842	Arboreta and botanical or zoological gardens .....	4	2 985	848	172	83
<b>8011 pt.; 8021 pt.; 805, 6, 8, 9</b>	<b>Selected health services</b> .....	<b>371</b>	<b>2 715 733</b>	<b>1 304 719</b>	<b>322 313</b>	<b>61 261</b>
8011 pt., 8021 pt.	Clinics of doctors of medicine and dentists .....	20	45 974	12 746	3 199	588
8011 pt.	General medical clinics .....	19	(D)	(D)	(D)	FF
8021 pt.	Dental clinics .....	1	(D)	(D)	(D)	AA
805	Nursing and personal care facilities .....	124	209 479	105 288	25 591	8 884
8051	Skilled nursing care facilities .....	60	130 448	65 604	15 924	5 456
8052	Intermediate care facilities .....	62	(D)	(D)	(D)	HH
8059	Nursing and personal care facilities, n.e.c. ....	2	(D)	(D)	(D)	AA
806	Hospitals .....	145	2 382 443	1 147 948	284 346	49 908
8062	General medical and surgical hospitals .....	134	2 159 512	991 725	245 263	43 823
8062 pt.	General medical and surgical hospitals, nongovernment .....	61	1 440 887	612 699	150 724	26 045
8062 pt.	General medical and surgical hospitals, government .....	73	718 625	379 026	94 539	17 778
8063, 9	Specialty hospitals .....	11	222 931	156 223	39 083	6 085
8063	Psychiatric hospitals .....	7	146 987	100 002	24 719	3 711
8063 pt.	Psychiatric hospitals, nongovernment .....	4	(D)	(D)	(D)	GG
8063 pt.	Psychiatric hospitals, government .....	3	(D)	(D)	(D)	GG
8069	Specialty hospitals, except psychiatric .....	4	75 944	56 221	14 364	2 374
8069 pt.	Specialty hospitals, except psychiatric; nongovernment .....	1	(D)	(D)	(D)	BB
8069 pt.	Specialty hospitals, except psychiatric; government .....	3	(D)	(D)	(D)	GG
808, 9	Other health services .....	82	77 837	38 737	9 177	1 881
808	Home health care services .....	22	22 134	11 114	2 610	659
809	Miscellaneous health and allied services, n.e.c. ....	60	55 703	27 623	6 567	1 222
8092	Kidney dialysis centers .....	—	—	—	—	—
8093	Specialty outpatient facilities, n.e.c. ....	56	51 131	25 513	6 075	1 130
8099	Health and allied services, n.e.c. ....	4	4 572	2 110	492	92
<b>8111 pt.</b>	<b>Legal aid societies and similar legal services</b> .....	<b>19</b>	<b>(D)</b>	<b>(D)</b>	<b>(D)</b>	<b>CC</b>
<b>823, 4, 9</b>	<b>Selected educational services</b> .....	<b>54</b>	<b>10 303</b>	<b>4 477</b>	<b>1 107</b>	<b>396</b>
823	Libraries .....	16	1 910	786	198	86
824	Vocational schools .....	7	1 591	395	76	18
8243	Data processing schools .....	—	—	—	—	—
8244	Business and secretarial schools .....	1	(D)	(D)	(D)	AA
8249	Vocational schools, n.e.c. ....	6	(D)	(D)	(D)	AA
829	Schools and educational services, n.e.c. ....	31	6 802	3 296	833	292
<b>83</b>	<b>Social services</b> .....	<b>1 135</b>	<b>395 677</b>	<b>161 471</b>	<b>37 799</b>	<b>14 535</b>
835	Child day care services .....	205	33 995	14 429	3 469	1 990
832, 3, 6, 9	Other social services .....	930	361 682	147 042	34 330	12 545
832	Individual and family social services .....	452	124 088	56 112	12 945	3 939
833	Job training and vocational rehabilitation services .....	82	63 527	31 337	7 282	3 684
836	Residential care .....	234	93 957	42 254	10 006	3 564
839	Social services, n.e.c. ....	162	80 110	17 339	4 097	1 358
<b>861, 2, 4, 9</b>	<b>Selected membership organizations</b> .....	<b>1 107</b>	<b>434 187</b>	<b>89 538</b>	<b>21 430</b>	<b>6 493</b>
861	Business associations .....	190	68 034	22 671	5 532	907
864	Civic, social, and fraternal associations .....	581	125 092	33 063	7 966	4 018
862, 9	Other membership organizations .....	336	241 061	33 804	7 932	1 568
862	Professional membership organizations .....	82	40 185	13 218	3 151	502
869	Membership organizations, n.e.c. ....	254	200 876	20 586	4 781	1 066

**Table 1b. Summary Statistics for Firms Exempt From Federal Income Tax for the State: 1992—Con.**

[Includes only establishments with payroll. For meaning of abbreviations and symbols, see introductory text. For explanation of terms and comparability of 1987 and 1992 censuses, see appendix A]

SIC code	Kind of business or operation	Establishments (number)	Revenue (\$1,000)	Annual payroll (\$1,000)	First-quarter payroll (\$1,000)	Paid employees for pay period including March 12 (number)
<b>873, 4 ex. 8744</b>	<b>Research, testing, and consulting services, except facilities support management services</b> -----	<b>46</b>	<b>(D)</b>	<b>(D)</b>	<b>(D)</b>	<b>FF</b>
873	Research, development, and testing services -----	28	24 150	10 540	2 375	463
8731	Commercial physical and biological research -----	2	(D)	(D)	(D)	CC
8732	Commercial economic, sociological, and educational research -----	3	(D)	(D)	(D)	AA
8733	Noncommercial research organizations -----	22	(D)	(D)	(D)	EE
8734	Testing laboratories -----	1	(D)	(D)	(D)	AA
874 ex. 8744	Management and public relations services, except facilities support management services -----	18	(D)	(D)	(D)	CC
8741	Management services -----	2	(D)	(D)	(D)	BB
8742	Management consulting services -----	5	3 031	1 484	392	45
8743	Public relations services -----	2	(D)	(D)	(D)	BB
8748	Business consulting services, n.e.c. -----	9	(D)	(D)	(D)	BB

**Table 2a. Selected Ratios for Firms Subject to Federal Income Tax for the State: 1992**

[Includes only establishments with payroll. For meaning of abbreviations and symbols, see introductory text. For explanation of terms and comparability of 1987 and 1992 censuses, see appendix A]

SIC code	Kind of business or operation	Receipts		Annual payroll per employee <sup>1</sup> (dollars)	Employees per establishment <sup>1</sup> (number)
		Per establishment (dollars)	Per employee <sup>1</sup> (dollars)		
	<b>Total</b> -----	<b>499 606</b>	<b>52 226</b>	<b>19 557</b>	<b>10</b>
<b>70 ex. 704</b>	<b>Hotels, rooming houses, camps, and other lodging places (except membership lodging)</b> -----	<b>632 348</b>	<b>33 883</b>	<b>8 461</b>	<b>19</b>
7011	Hotels and motels -----	670 625	33 692	8 438	20
7011 pt.	Hotels -----	1 639 427	36 781	9 615	45
7011 pt.	Hotels, 25 guestrooms or more -----	2 057 280	37 180	9 739	55
7011 pt.	Hotels, less than 25 guestrooms -----	147 095	23 946	5 628	6
7011 pt.	Motels, motor hotels, and tourist courts -----	400 262	30 741	7 313	13
7011 pt.	Motels, tourist courts -----	347 804	31 779	7 362	11
7011 pt.	Motor hotels -----	822 684	27 665	7 168	30
702, 3	Other lodging places -----	240 674	40 426	9 277	6
702	Rooming and boarding houses -----	138 833	18 932	6 265	7
703	Camps and recreational vehicle parks -----	314 000	63 306	12 484	5
<b>72</b>	<b>Personal services</b> -----	<b>189 459</b>	<b>32 893</b>	<b>10 683</b>	<b>6</b>
721	Laundry, cleaning, and garment services -----	249 094	33 950	11 269	7
7211	Power laundries, family and commercial* -----	230 368	31 717	12 174	7
7213	Linen supply* -----	1 418 786	48 924	14 433	29
7215	Coin-operated laundries and drycleaning -----	107 681	28 298	7 995	4
7216	Drycleaning plants, except rug cleaning* -----	205 593	27 341	9 190	8
7217	Carpet and upholstery cleaning -----	149 044	32 558	10 163	5
7218	Industrial laundriers* -----	1 661 600	54 568	18 913	30
7212, 9	Other laundry, cleaning, and garment services* -----	102 451	19 820	8 507	5
7212	Garment pressing, and agents for laundries and drycleaners -----	111 250	32 561	8 732	3
7219	Laundry and garment services, n.e.c.* -----	97 957	16 154	8 442	6
722	Photographic studios, portrait -----	250 705	43 704	9 350	6
723, 4	Beauty and barber shops -----	108 012	26 222	11 200	4
723	Beauty shops -----	108 793	25 791	10 968	4
724	Barber shops -----	96 018	36 980	16 980	3
725	Shoe repair shops and shoeshine parlors -----	84 303	33 927	10 220	2
726	Funeral service and crematories -----	(D)	(D)	(D)	(D)
729	Miscellaneous personal services -----	(D)	(D)	(D)	(D)
7291	Tax return preparation services -----	131 433	11 347	4 752	12
7299	Miscellaneous personal services, n.e.c. -----	(D)	(D)	(D)	(D)
<b>73</b>	<b>Business services</b> -----	<b>599 046</b>	<b>41 922</b>	<b>16 152</b>	<b>14</b>
731	Advertising -----	640 176	70 326	25 845	9
7311	Advertising agencies -----	631 725	82 181	31 297	8
7312	Outdoor advertising services -----	507 500	70 486	18 486	7
7313	Radio, television, publishers' advertising representatives -----	708 455	57 301	30 132	12
7319	Advertising, n.e.c. -----	769 615	34 861	6 530	22
732	Consumer credit reporting agencies, mercantile reporting agencies, and adjustment and collection agencies -----	702 573	49 705	19 139	14
7322	Adjustment and collection services -----	612 169	42 512	19 521	14
7323	Credit reporting services -----	947 417	70 615	18 028	13
733	Mailing, reproduction, commercial art and photography, and stenographic services -----	548 842	65 551	20 149	8
7331	Direct mail advertising services -----	1 827 563	66 381	20 876	28
7334	Photocopying and duplicating services -----	856 750	58 510	17 676	15
7335, 6	Commercial photography, art, and graphics -----	266 455	84 957	21 980	3
7335	Commercial photography -----	168 033	60 012	15 583	3
7336	Commercial art and graphic design -----	303 363	92 985	24 038	3
7338	Secretarial and court reporting services -----	230 259	48 919	19 205	5
734	Services to dwellings and other buildings -----	180 875	19 353	8 624	9
7342	Disinfecting and pest control services -----	247 376	42 382	16 185	6
7349	Building cleaning and maintenance services, n.e.c. -----	163 250	15 886	7 486	10

See footnotes at end of table.

**Table 2a. Selected Ratios for Firms Subject to Federal Income Tax for the State: 1992** — Con.

[Includes only establishments with payroll. For meaning of abbreviations and symbols, see introductory text. For explanation of terms and comparability of 1987 and 1992 censuses, see appendix A]

SIC code	Kind of business or operation	Receipts		Annual payroll per employee <sup>1</sup> (dollars)	Employees per establishment <sup>1</sup> (number)
		Per establishment (dollars)	Per employee <sup>1</sup> (dollars)		
<b>73</b>	<b>Business services—Con.</b>				
735	Miscellaneous equipment rental and leasing -----	641 914	92 320	20 303	7
7352	Medical equipment rental and leasing -----	1 034 032	101 120	20 319	10
7353	Heavy construction equipment rental and leasing -----	506 000	86 128	26 468	6
7359	Equipment rental and leasing, n.e.c. -----	597 667	90 871	19 641	7
736	Personnel supply services -----	956 609	16 380	11 336	58
7361	Employment agencies -----	280 225	29 045	15 946	10
7363	Help supply services -----	1 278 913	15 667	11 077	82
7363 pt.	Temporary help supply -----	1 291 889	15 256	10 641	85
7363 pt.	Help supply, except temporary -----	1 207 826	18 607	14 188	65
737	Computer programming, data processing, and other computer related services -----	1 070 653	89 427	33 409	12
7371, 2, 3	Computer programming, prepackaged software, and integrated systems -----	1 117 520	88 287	35 191	13
7371	Computer programming services -----	908 466	74 195	36 774	12
7372	Prepackaged software -----	630 512	89 141	30 759	7
7373	Computer integrated systems -----	2 010 981	111 721	33 877	18
7374, 5, 6	Data processing services -----	1 570 185	88 827	28 380	18
7374, 5	Computer processing, information retrieval -----	1 533 492	91 854	27 222	17
7376	Computer facilities management services -----	1 931 000	70 646	35 335	27
7377, 8, 9	Computer rental and leasing, maintenance, and related services, n.e.c. -----	672 370	94 552	34 323	7
7377	Computer rental and leasing -----	896 750	137 962	20 096	7
7378	Computer maintenance and repair -----	804 891	93 790	31 951	9
7379	Computer related services, n.e.c. -----	470 511	86 775	41 943	5
738	Miscellaneous business services -----	598 267	49 828	15 265	12
7381, 2	Detective agencies and protective services -----	396 935	22 578	10 815	18
7381	Detective, guard, and armored car services -----	(D)	(D)	(D)	(D)
7382	Security systems services -----	(D)	(D)	(D)	(D)
7383	News syndicates -----	(D)	(D)	(D)	(D)
7384	Photofinishing laboratories* -----	564 808	65 136	18 504	9
7389	Business services, n.e.c. -----	(D)	(D)	(D)	(D)
7389 pt.	Sign painting shops -----	(D)	(D)	(D)	(D)
7389 pt.	Interior designing -----	310 463	94 289	18 726	3
7389 pt.	Telephone answering services -----	278 654	21 499	10 160	13
7389 pt.	Other business services -----	(D)	(D)	(D)	(D)
<b>75</b>	<b>Automotive repair, services, and parking -----</b>	<b>307 022</b>	<b>74 845</b>	<b>17 963</b>	<b>4</b>
751	Automotive rental and leasing, without drivers -----	1 075 239	155 371	22 846	7
7513	Truck rental and leasing, without drivers -----	(D)	(D)	(D)	(D)
7514, 5	Passenger car rental and leasing -----	1 143 262	160 592	24 060	7
7514	Passenger car rental -----	522 429	96 746	15 984	5
7515	Passenger car leasing -----	4 247 429	270 291	37 936	16
7519	Utility trailer and recreational vehicle rental -----	(D)	(D)	(D)	(D)
752	Automobile parking -----	268 706	101 511	9 689	3
753	Automotive repair shops -----	277 383	76 235	19 538	4
7532	Top, body, and upholstery repair shops and paint shops -----	305 970	75 351	21 582	4
7532 pt.	Top and body repair shops -----	309 091	77 759	22 062	4
7532 pt.	Paint shops -----	243 545	42 189	14 969	6
7538	General automotive repair shops -----	254 062	77 676	17 842	3
7538 pt.	General automotive repair shops, except diesel -----	229 202	75 428	17 339	3
7538 pt.	Diesel repair shops -----	548 169	91 104	20 842	6
7533, 4, 6, 7, 9	Other automotive repair shops -----	292 354	74 595	19 851	4
7533	Automotive exhaust system repair shops -----	285 111	72 079	19 129	4
7534	Tire retreading and repair shops -----	369 071	101 314	24 725	4
7536	Automotive glass replacement shops -----	365 500	105 264	23 916	3
7537	Automotive transmission repair shops -----	260 043	62 628	16 586	4
7539	Automotive repair shops, n.e.c. -----	254 617	61 850	18 812	4
7539 pt.	Radiator repair -----	203 138	60 732	14 526	3
7539 pt.	Brake, front end, and wheel alignment -----	292 609	67 980	24 106	4
7539 pt.	Automotive electrical and fuel system services -----	254 923	55 542	15 369	5
7539 pt.	Other automotive repair shops, n.e.c. -----	210 167	63 050	18 000	3
754	Automotive services, except repair -----	211 287	34 150	10 032	6
7542	Carwashes -----	171 536	26 448	8 228	6
7549	Automotive services, except repair and carwashes -----	273 122	47 730	13 212	6
<b>76</b>	<b>Miscellaneous repair services -----</b>	<b>338 054</b>	<b>64 672</b>	<b>19 626</b>	<b>5</b>
762	Electrical repair shops -----	438 331	60 062	21 280	7
7622	Radio and television repair shops -----	235 054	48 050	19 541	5
7623, 9	Other electrical and electronic repair shops -----	526 298	63 112	21 722	8
7623	Refrigeration and air-conditioning service and repair shops -----	306 088	83 927	22 435	4
7629	Electrical and electronic repair shops, n.e.c. -----	580 949	61 129	21 654	10
763	Watch, clock, and jewelry repair -----	(D)	(D)	(D)	(D)
764	Reupholstery and furniture repair -----	(D)	(D)	(D)	(D)
769	Miscellaneous repair and related services -----	325 894	70 211	19 015	5
7692	Welding repair -----	145 593	49 102	11 310	3
7694	Armature rewinding shops -----	503 677	67 013	19 206	8
7699	Repair shops and related services, n.e.c. -----	350 756	73 401	20 015	5
<b>78, 79, 84</b>	<b>Amusement and recreation services, including motion pictures and museums -----</b>	<b>406 094</b>	<b>43 798</b>	<b>8 533</b>	<b>9</b>
781, 2	Motion picture production, distribution, and services -----	1 625 381	383 517	21 562	4
783	Motion picture theaters -----	480 467	42 573	5 073	11
7832	Motion picture theaters, except drive-in -----	524 106	43 406	5 127	12
7833	Drive-in motion picture theaters -----	107 545	23 660	3 860	5
784	Video tape rental -----	228 620	37 056	6 555	6

See footnotes at end of table.



Table 2a. **Selected Ratios for Firms Subject to Federal Income Tax for the State: 1992** —Con.

[Includes only establishments with payroll. For meaning of abbreviations and symbols, see introductory text. For explanation of terms and comparability of 1987 and 1992 censuses, see appendix A]

SIC code	Kind of business or operation	Receipts		Annual payroll per employee <sup>1</sup> (dollars)	Employees per establishment <sup>1</sup> (number)
		Per establishment (dollars)	Per employee <sup>1</sup> (dollars)		
<b>78, 79, 84</b>	<b>Amusement and recreation services, including motion pictures and museums—Con.</b>				
792	Theatrical producers (except motion picture), bands, orchestras, and entertainers -----	174 438	37 049	11 659	5
7922	Theatrical producers (except motion picture) and miscellaneous theatrical services -----	250 160	40 876	11 810	6
7929	Bands, orchestras, actors, and other entertainers and entertainment groups -----	92 130	29 027	11 342	3
793	Bowling centers -----	314 132	25 994	6 934	12
79 ex. 792, 3; 84	Commercial sports and other amusement and recreation services, including museums -----	391 314	38 641	9 508	10
794	Commercial sports -----	1 480 412	62 813	12 909	24
7941	Professional sports clubs, managers, promoters -----	1 092 700	136 588	23 650	8
7948	Racing, including track operation -----	1 574 976	57 553	12 143	27
79 ex. 792, 3, 4; 84	Other amusement and recreation services, including museums -----	274 870	31 632	8 521	9
791	Dance studios, schools, and halls -----	108 759	18 704	4 395	6
7991	Physical fitness facilities -----	251 928	18 923	5 695	13
7992	Public golf courses -----	343 688	44 169	11 353	8
7993	Coin-operated amusement devices -----	376 778	57 966	12 338	7
7996	Amusement parks -----	455 750	17 614	5 208	26
7997	Membership sports and recreation clubs -----	382 506	34 495	11 502	11
7999, 84	Amusement and recreation services, including museums, n.e.c. -----	248 130	39 572	9 292	6
7999 pt.	Concession operators of amusement devices and rides -----	123 250	23 476	5 762	5
7999 pt.	Carnivals, circuses, and fairs -----	305 429	305 429	45 143	1
7999 pt., 84	Other recreation and amusements, including museums -----	248 695	38 227	9 136	7
<b>80</b>	<b>Health services -----</b>	<b>788 274</b>	<b>57 027</b>	<b>24 745</b>	<b>14</b>
801	Offices and clinics of doctors of medicine -----	918 747	85 519	43 320	11
8011 pt.	Offices of doctors of medicine -----	892 172	86 022	44 469	10
8011 pt.	General medical clinics -----	1 432 265	79 897	30 476	18
802	Offices and clinics of dentists -----	305 255	59 671	21 977	5
803	Offices and clinics of doctors of osteopathy -----	410 598	61 749	28 766	7
804	Offices and clinics of other health practitioners -----	240 186	62 969	19 905	4
8041	Offices and clinics of chiropractors -----	183 776	59 348	18 348	3
8042	Offices and clinics of optometrists -----	317 291	71 053	17 923	4
8043	Offices and clinics of podiatrists -----	220 127	61 770	21 031	4
8049	Offices and clinics of health practitioners, n.e.c. -----	241 234	55 561	25 028	4
805	Nursing and personal care facilities -----	1 343 654	22 155	11 289	61
8051	Skilled nursing care facilities -----	1 518 929	23 039	11 672	66
8052	Intermediate care facilities -----	1 104 857	20 162	10 564	55
8059	Nursing and personal care facilities, n.e.c. -----	964 667	25 782	11 067	37
806	Hospitals -----	27 871 412	72 984	24 711	382
8062	General medical and surgical hospitals -----	(D)	(D)	(D)	(D)
8063, 9	Specialty hospitals -----	(D)	(D)	(D)	(D)
807, 8, 9	Other health services -----	1 285 269	64 328	22 065	20
807	Medical and dental laboratories -----	1 920 634	90 307	27 878	21
8071	Medical laboratories -----	3 230 321	105 974	30 449	30
8072	Dental laboratories -----	610 946	50 686	21 376	12
808	Home health care services -----	1 028 598	34 427	13 677	30
809	Miscellaneous health and allied services, n.e.c. -----	816 916	73 951	27 736	11
8092	Kidney dialysis centers -----	2 309 429	95 657	24 225	24
8093	Specialty outpatient facilities, n.e.c. -----	892 188	80 309	33 035	11
8099	Health and allied services, n.e.c. -----	392 889	46 834	17 225	8
<b>81</b>	<b>Legal services -----</b>	<b>348 040</b>	<b>78 872</b>	<b>28 783</b>	<b>4</b>
<b>823, 4, 9</b>	<b>Selected educational services -----</b>	<b>1 311 722</b>	<b>127 621</b>	<b>23 293</b>	<b>10</b>
823	Libraries -----	72 857	26 842	9 474	3
824	Vocational schools -----	3 304 618	158 921	27 259	21
829	Schools and educational services, n.e.c. -----	513 257	83 292	17 719	6
<b>83</b>	<b>Social services -----</b>	<b>154 211</b>	<b>24 021</b>	<b>8 934</b>	<b>6</b>
835	Child day care services -----	102 742	16 439	6 929	6
832, 3, 6, 9	Other social services -----	265 971	39 179	12 944	7
<b>87 ex. 8733</b>	<b>Engineering, accounting, research, management, and related services (except noncommercial research organizations) -----</b>	<b>557 082</b>	<b>65 371</b>	<b>27 946</b>	<b>9</b>
871	Engineering, architectural, and surveying services -----	975 780	89 406	38 818	11
8711	Engineering services -----	1 352 334	95 111	41 368	14
8712	Architectural services -----	416 091	78 688	31 914	5
8713	Surveying services -----	274 788	41 781	21 848	7
872	Accounting, auditing, and bookkeeping services -----	269 865	50 481	22 664	5
873 ex. 8733	Research, development, and testing services (except noncommercial research organizations) -----	712 702	30 266	12 777	24
8731	Commercial physical and biological research -----	922 154	67 538	31 699	14
8732	Commercial economic, sociological, and educational research -----	593 955	14 773	6 648	40
8734	Testing laboratories -----	706 206	73 880	25 471	10
874	Management and public relations services -----	606 009	71 172	28 871	9
8741	Management services -----	856 397	62 566	26 497	14
8742	Management consulting services -----	452 348	101 701	38 348	4
8743	Public relations services -----	444 903	93 189	34 419	5
8744	Facilities support management services -----	1 466 000	39 168	20 095	37
8748	Business consulting services, n.e.c. -----	497 617	66 869	26 548	7
<b>89</b>	<b>Services, n.e.c. -----</b>	<b>429 378</b>	<b>70 770</b>	<b>31 730</b>	<b>6</b>

<sup>1</sup>Based on number of employees for pay period including March 12.

**Table 2b. Selected Ratios for Firms Exempt From Federal Income Tax for the State: 1992**

[Includes only establishments with payroll. For meaning of abbreviations and symbols, see introductory text. For explanation of terms and comparability of 1987 and 1992 censuses, see appendix A]

SIC code	Kind of business or operation	Revenue		Expenses		Annual payroll per employee <sup>1</sup> (dollars)	Employees per establishment <sup>1</sup> (number)
		Per establishment (dollars)	Per employee <sup>1</sup> (dollars)	Per establishment (dollars)	Per employee <sup>1</sup> (dollars)		
	<b>Total</b> .....	<b>1 225 187</b>	<b>42 795</b>	<b>1 169 247</b>	<b>40 841</b>	<b>18 670</b>	<b>29</b>
<b>7032, 704</b>	<b>Camps and membership lodging</b> .....	<b>184 820</b>	<b>41 433</b>	<b>180 798</b>	<b>40 531</b>	<b>6 509</b>	<b>4</b>
<b>792, 7991 pt., 7997, 7999 pt., 84</b>	<b>Selected amusement, recreation, and related services</b> .....	<b>426 575</b>	<b>34 161</b>	<b>416 326</b>	<b>33 341</b>	<b>12 765</b>	<b>12</b>
<b>8011 pt.; 8021 pt.; 805, 6, 8, 9</b>	<b>Selected health services</b> .....	<b>7 320 035</b>	<b>44 331</b>	<b>7 035 970</b>	<b>42 610</b>	<b>21 298</b>	<b>165</b>
8011 pt., 8021 pt., 805	Clinics of doctors of medicine and dentists .....	2 298 700	78 187	2 139 150	72 760	21 677	29
	Nursing and personal care facilities .....	1 689 347	23 579	1 644 766	22 957	11 851	72
806	Hospitals .....	16 430 641	47 737	15 810 124	45 934	23 001	344
8062	General medical and surgical hospitals .....	16 115 761	49 278	15 432 045	47 187	22 630	327
8063, 9	Specialty hospitals .....	20 266 455	36 636	20 415 818	36 906	25 673	553
808, 9	Other health services .....	949 232	41 381	867 598	37 822	20 594	23
<b>8111 pt.</b>	<b>Legal aid societies and similar legal services</b> .....	<b>(D)</b>	<b>(D)</b>	<b>(D)</b>	<b>(D)</b>	<b>(D)</b>	<b>(D)</b>
<b>823, 4, 9</b>	<b>Selected educational services</b> .....	<b>190 796</b>	<b>26 018</b>	<b>223 000</b>	<b>30 409</b>	<b>11 306</b>	<b>7</b>
<b>83</b>	<b>Social services</b> .....	<b>348 614</b>	<b>27 222</b>	<b>314 270</b>	<b>24 541</b>	<b>11 109</b>	<b>13</b>
835	Child day care services .....	165 829	17 083	161 117	16 597	7 251	10
832, 3, 6, 9	Other social services .....	388 905	28 831	348 030	25 801	11 721	13
832	Individual and family social services .....	274 531	31 502	265 564	30 473	14 245	9
833	Job training and vocational rehabilitation services .....	774 720	17 244	765 024	17 028	8 506	45
836	Residential care .....	401 526	26 363	391 051	25 675	11 856	15
839	Social services, n.e.c. ....	494 506	58 991	304 907	36 373	12 768	8
<b>861, 2, 4, 9</b>	<b>Selected membership organizations</b> .....	<b>392 220</b>	<b>66 870</b>	<b>372 962</b>	<b>63 587</b>	<b>13 790</b>	<b>6</b>
861	Business associations .....	358 074	75 010	342 189	71 682	24 996	5
864	Civic, social, and fraternal associations .....	215 305	31 133	195 728	28 302	8 229	7
862, 9	Other membership organizations .....	717 443	153 738	696 830	149 321	21 559	5
<b>873, 4 ex. 8744</b>	<b>Research, testing, and consulting services, except facilities support management services</b> .....	<b>(D)</b>	<b>(D)</b>	<b>(D)</b>	<b>(D)</b>	<b>(D)</b>	<b>(D)</b>
873	Research, development, and testing services .....	862 500	52 160	815 464	49 315	22 765	17
874 ex. 8744	Management and public relations services, except facilities support management services .....	(D)	(D)	(D)	(D)	(D)	(D)

<sup>1</sup>Based on number of employees for pay period including March 12.

**Table 3a. Comparative Statistics for Firms Subject to Federal Income Tax for the State: 1992 and 1987**

[Includes only establishments with payroll. For meaning of abbreviations and symbols, see introductory text. For explanation of terms and comparability of 1987 and 1992 censuses, see appendix A]

SIC code	Kind of business or operation	Establishments		Receipts			Annual payroll			Paid employees for pay period including March 12	
		1992 (number)	1987 (number)	1992 (\$1,000)	1987 (\$1,000)	Percent change 1987 to 1992	1992 (\$1,000)	1987 (\$1,000)	Percent change 1987 to 1992	1992 (number)	1987 (number)
	<b>Total</b> .....	<b>16 934</b>	<b>15 523</b>	<b>8 460 335</b>	<b>5 250 919</b>	<b>61.1</b>	<b>3 168 058</b>	<b>1 967 661</b>	<b>61.0</b>	<b>161 995</b>	<b>128 013</b>
<b>70 ex. 704</b>	<b>Hotels, rooming houses, camps, and other lodging places (except membership lodging)</b> .....	<b>483</b>	<b>460</b>	<b>305 424</b>	<b>263 962</b>	<b>15.7</b>	<b>76 271</b>	<b>65 957</b>	<b>15.6</b>	<b>9 014</b>	<b>9 376</b>
7011	Hotels and motels .....	440	427	295 075	255 059	15.7	73 896	64 160	15.2	8 758	9 150
7011 pt.	Hotels .....	96	120	157 385	143 325	9.8	41 141	37 123	10.8	4 279	5 132
7011 pt.	Hotels, 25 guestrooms or more .....	75	96	154 296	140 787	9.6	40 415	36 667	10.2	4 150	5 048
7011 pt.	Hotels, less than 25 guestrooms .....	21	24	3 089	2 538	21.7	726	456	59.2	129	84
7011 pt.	Motels, motor hotels, and tourist courts .....	344	307	137 690	111 734	23.2	32 755	27 037	21.1	4 479	4 018
7011 pt.	Motels, tourist courts .....	306	270	106 428	85 347	24.7	24 655	20 471	20.4	3 349	3 051
7011 pt.	Motor hotels .....	38	37	31 262	26 387	18.5	8 100	6 566	23.4	1 130	967
702, 3	Other lodging places .....	43	33	10 349	8 903	16.2	2 375	1 797	32.2	256	226
702	Rooming and boarding houses .....	18	14	2 499	2 672	-6.5	827	649	27.4	132	70
703	Camps and recreational vehicle parks .....	25	19	7 850	6 231	26.0	1 548	1 148	34.8	124	156



**Table 3a. Comparative Statistics for Firms Subject to Federal Income Tax for the State: 1992 and 1987 — Con.**

[Includes only establishments with payroll. For meaning of abbreviations and symbols, see introductory text. For explanation of terms and comparability of 1987 and 1992 censuses, see appendix A]

SIC code	Kind of business or operation	Establishments		Receipts			Annual payroll			Paid employees for pay period including March 12	
		1992 (number)	1987 (number)	1992 (\$1,000)	1987 (\$1,000)	Percent change 1987 to 1992	1992 (\$1,000)	1987 (\$1,000)	Percent change 1987 to 1992	1992 (number)	1987 (number)
<b>75</b>	<b>Automotive repair, services, and parking ----</b>	<b>1 851</b>	<b>1 721</b>	<b>568 297</b>	<b>399 186</b>	<b>42.4</b>	<b>136 394</b>	<b>99 467</b>	<b>37.1</b>	<b>7 593</b>	<b>6 924</b>
751	Automotive rental and leasing, without drivers -----	88	153	94 621	77 643	21.9	13 913	13 635	2.0	609	801
7513	Truck rental and leasing, without drivers -----	44	119	(D)	41 008	(D)	(D)	8 168	(D)	EE	464
7514, 5	Passenger car rental and leasing -----	42	31	48 017	(D)	(D)	7 194	(D)	(D)	299	EE
7519	Utility trailer and recreational vehicle rental -----	2	3	(D)	(D)	(D)	(D)	(D)	(D)	AA	AA
752	Automobile parking -----	17	30	4 568	4 636	-1.5	436	584	-25.3	45	75
753	Automotive repair shops -----	1 516	1 377	420 512	286 515	46.8	107 770	76 640	40.6	5 516	5 072
7532	Top, body, and upholstery repair shops and paint shops -----	462	398	141 358	92 544	52.7	40 488	27 446	47.5	1 876	1 656
7532 pt.	Top and body repair shops -----	440	382	136 000	89 029	52.8	38 587	26 273	46.9	1 749	1 581
7532 pt.	Paint shops -----	22	16	5 358	3 515	52.4	1 901	1 173	62.1	127	75
7538	General automotive repair shops -----	757	702	192 325	122 805	56.6	44 176	30 655	44.1	2 476	2 287
7538 pt.	General automotive repair shops, except diesel -----	698	644	159 983	104 732	52.8	36 777	26 151	40.6	2 121	1 995
7538 pt.	Diesel repair shops -----	59	58	32 342	18 073	79.0	7 399	4 504	64.3	355	292
7533, 4, 6, 7, 9	Other automotive repair shops -----	297	277	86 829	71 166	22.0	23 106	18 539	24.6	1 164	1 129
7533	Automotive exhaust system repair shops -----	45	45	12 830	11 574	10.9	3 405	3 266	4.3	178	188
7534	Tire retreading and repair shops -----	14	13	5 167	12 401	-58.3	1 261	2 661	-52.6	51	138
7536	Automotive glass replacement shops -----	72	44	26 316	9 257	184.3	5 979	2 336	156.0	250	136
7537	Automotive transmission repair shops -----	46	55	11 962	10 504	13.9	3 168	2 578	22.9	191	182
7539	Automotive repair shops, n.e.c. -----	120	120	30 554	27 430	11.4	9 293	7 698	20.7	494	489
7539 pt.	Radiator repair -----	29	29	5 891	5 537	6.4	1 409	1 300	8.4	97	81
7539 pt.	Brake, front end, and wheel alignment -----	46	45	13 460	13 856	-2.9	4 773	4 062	17.5	198	229
7539 pt.	Automotive electrical and fuel system services -----	39	31	9 942	6 193	60.5	2 751	1 778	54.7	179	137
7539 pt.	Other automotive repair shops, n.e.c. -----	6	15	1 261	1 844	-31.6	360	558	-35.5	20	42
754	Automotive services, except repair -----	230	161	48 596	29 600	64.2	14 275	8 305	71.9	1 423	962
7542	Carwashes -----	140	107	24 015	16 534	45.2	7 471	4 565	63.7	908	633
7549	Automotive services, except repair and carwashes -----	90	54	24 581	13 066	88.1	6 804	3 740	81.9	515	329
<b>76</b>	<b>Miscellaneous repair services -----</b>	<b>845</b>	<b>750</b>	<b>285 656</b>	<b>194 696</b>	<b>46.7</b>	<b>86 688</b>	<b>52 198</b>	<b>66.1</b>	<b>4 417</b>	<b>3 158</b>
762	Electrical repair shops -----	245	213	107 391	77 552	38.5	38 049	21 526	76.8	1 788	1 108
7622	Radio and television repair shops -----	74	71	17 394	14 665	18.6	7 074	4 554	55.3	362	277
7623, 9	Other electrical and electronic repair shops -----	171	142	89 997	62 887	43.1	30 975	16 972	82.5	1 426	831
7623	Refrigeration and air-conditioning service and repair shops -----	34	31	10 407	15 715	82.1	2 782	1 546	79.9	124	198
7629	Electrical and electronic repair shops, n.e.c. -----	137	111	79 590	58 318	36.5	28 193	15 662	80.0	1 302	740
763	Watch, clock, and jewelry repair -----	17	16	(D)	2 259	(D)	(D)	711	(D)	BB	45
764	Reupholstery and furniture repair -----	64	74	(D)	5 375	(D)	(D)	1 533	(D)	CC	151
769	Miscellaneous repair and related services -----	519	447	169 139	109 510	54.5	45 808	28 428	61.1	2 409	1 854
7692	Welding repair -----	86	82	12 521	12 596	-6	2 884	3 278	-12.0	255	255
7694	Armature rewinding shops -----	31	32	15 614	10 701	45.9	4 475	3 031	47.6	233	172
7699	Repair shops and related services, n.e.c. -----	402	333	141 004	86 213	63.6	38 449	22 119	73.8	1 921	1 427
<b>78, 79, 84</b>	<b>Amusement and recreation services, including motion pictures and museums ---</b>	<b>1 000</b>	<b>974</b>	<b>406 094</b>	<b>226 101</b>	<b>79.6</b>	<b>79 121</b>	<b>50 500</b>	<b>56.7</b>	<b>9 272</b>	<b>6 889</b>
781, 2	Motion picture production, distribution, and services -----	42	37	68 266	31 486	116.8	3 838	2 671	43.7	178	142
783	Motion picture theaters -----	105	116	50 449	34 166	47.7	6 012	4 548	32.2	1 185	972
7832	Motion picture theaters, except drive-in -----	94	100	49 266	33 001	49.3	5 819	4 345	33.9	1 135	946
7833	Drive-in motion picture theaters -----	11	16	1 183	1 165	1.5	193	203	-4.9	50	26
784	Video tape rental -----	171	175	39 094	25 136	55.5	6 916	5 811	19.0	1 055	900
792	Theatrical producers (except motion picture), bands, orchestras, and entertainers -----	48	29	8 373	4 632	80.8	2 635	1 165	126.2	226	212
7922	Theatrical producers (except motion picture) and miscellaneous theatrical services -----	25	11	6 254	3 143	99.0	1 807	808	123.6	153	126
7929	Bands, orchestras, actors, and other entertainers and entertainment groups -----	23	18	2 119	1 489	42.3	828	357	131.9	73	86
793	Bowling centers -----	106	117	33 298	26 111	27.5	8 883	7 316	21.4	1 281	1 137
79 ex. 792, 3, 4; 84	Commercial sports and other amusement and recreation services, including museums -----	528	500	206 614	104 570	97.6	50 837	28 989	75.4	5 347	3 526
794	Commercial sports -----	51	35	75 501	11 948	531.9	15 517	3 385	358.4	1 202	212
7941	Professional sports clubs, managers, promoters -----	10	8	10 927	4 628	136.1	1 892	1 941	-2.5	80	104
7948	Racing, including track operation -----	41	27	64 574	7 320	782.2	13 625	1 444	843.6	1 122	108
79 ex. 792, 3, 4; 84	Other amusement and recreation services, including museums -----	477	465	131 113	92 622	41.6	35 320	25 604	37.9	4 145	3 314
791	Dance studios, schools, and halls -----	54	38	5 873	(D)	(D)	1 380	(D)	(D)	314	CC
7991	Physical fitness facilities -----	83	90	20 910	16 822	24.3	6 293	5 127	22.7	1 105	764
7992	Public golf courses -----	32	17	10 998	4 379	151.2	2 827	1 159	143.9	249	100
7993	Coin-operated amusement devices -----	36	60	13 564	17 213	-21.2	2 887	3 478	-17.0	234	288
7996	Amusement parks -----	8	8	3 646	(D)	(D)	1 078	(D)	(D)	207	EE
7997	Membership sports and recreation clubs -----	79	79	30 218	23 023	31.3	10 076	7 788	29.4	876	813
7999, 84	Amusement and recreation services, including museums, n.e.c. -----	185	173	45 904	24 665	86.1	10 779	6 093	76.9	1 160	910

**Table 3a. Comparative Statistics for Firms Subject to Federal Income Tax for the State: 1992 and 1987 — Con.**

[Includes only establishments with payroll. For meaning of abbreviations and symbols, see introductory text. For explanation of terms and comparability of 1987 and 1992 censuses, see appendix A]

SIC code	Kind of business or operation	Establishments		Receipts			Annual payroll			Paid employees for pay period including March 12	
		1992 (number)	1987 (number)	1992 (\$1,000)	1987 (\$1,000)	Percent change 1987 to 1992	1992 (\$1,000)	1987 (\$1,000)	Percent change 1987 to 1992	1992 (number)	1987 (number)
<b>80</b>	<b>Health services</b> .....	<b>3 867</b>	<b>3 669</b>	<b>3 048 257</b>	<b>1 799 429</b>	<b>69.4</b>	<b>1 322 714</b>	<b>788 419</b>	<b>67.8</b>	<b>53 453</b>	<b>40 392</b>
801	Offices and clinics of doctors of medicine ---	1 382	1 463	1 269 708	815 431	55.7	643 173	408 005	57.6	14 847	11 641
8011 pt.	Offices of doctors of medicine .....	1 314	1 430	1 172 314	780 642	50.2	606 023	394 865	53.5	13 628	11 037
8011 pt.	General medical clinics .....	68	33	97 394	34 789	180.0	37 150	13 140	182.7	1 219	604
802	Offices and clinics of dentists .....	1 003	999	306 171	211 216	45.0	112 764	76 047	48.3	5 131	4 661
803	Offices and clinics of doctors of osteopathy --	97	92	39 828	23 335	70.7	18 554	9 884	87.7	645	413
804	Offices and clinics of other health practitioners .....	781	616	187 585	111 473	68.3	59 298	31 953	85.6	2 979	2 044
8041	Offices and clinics of chiropractors .....	321	249	58 992	35 921	64.2	18 238	9 796	86.2	994	689
8042	Offices and clinics of optometrists .....	247	214	78 371	52 699	48.7	19 769	12 718	55.4	1 103	887
8043	Offices and clinics of podiatrists .....	55	52	12 107	8 660	39.8	4 122	3 186	29.4	196	154
8049	Offices and clinics of health practitioners, n.e.c. ....	158	101	38 115	14 193	168.5	17 169	6 253	174.6	686	314
805	Nursing and personal care facilities .....	286	257	384 285	243 580	57.8	195 801	116 696	67.8	17 345	13 989
8051	Skilled nursing care facilities .....	169	168	256 699	168 106	52.7	130 044	79 189	64.2	11 142	9 730
8052	Intermediate care facilities .....	105	71	116 010	65 861	76.1	60 788	33 133	83.5	5 754	3 795
8059	Nursing and personal care facilities, n.e.c. -	12	18	11 576	9 613	20.4	4 969	4 374	13.6	449	464
806	Hospitals .....	17	13	473 814	242 538	95.4	160 426	96 017	67.1	6 492	4 646
807, 8, 9	Other health services .....	301	229	386 866	151 856	154.8	132 698	49 817	166.4	6 014	2 998
807	Medical and dental laboratories .....	112	121	215 111	97 286	121.1	66 406	28 634	131.9	2 382	1 556
8071	Medical laboratories .....	56	57	180 898	74 669	142.3	51 977	18 174	186.0	1 707	885
8072	Dental laboratories .....	56	64	34 213	22 617	51.3	14 429	10 460	37.9	675	671
808	Home health care services .....	82	31	84 345	11 236	650.7	33 508	6 531	413.1	2 450	812
809	Miscellaneous health and allied services, n.e.c. ....	107	77	87 410	43 334	101.7	32 784	14 652	123.8	1 182	630
8092	Kidney dialysis centers .....	7	4	16 166	5 538	191.9	4 094	2 059	98.8	169	61
8093	Specialty outpatient facilities, n.e.c. ....	64	48	57 100	28 326	101.6	23 488	9 895	137.4	711	470
8099	Health and allied services, n.e.c. ....	36	25	14 144	9 470	49.4	5 202	2 698	92.8	302	99
<b>81</b>	<b>Legal services</b> .....	<b>1 335</b>	<b>1 309</b>	<b>464 634</b>	<b>337 740</b>	<b>37.6</b>	<b>169 562</b>	<b>120 696</b>	<b>40.5</b>	<b>5 891</b>	<b>5 484</b>
<b>823, 4, 9</b>	<b>Selected educational services</b> .....	<b>115</b>	<b>86</b>	<b>150 848</b>	<b>60 958</b>	<b>147.5</b>	<b>27 532</b>	<b>13 929</b>	<b>97.7</b>	<b>1 182</b>	<b>949</b>
823	Libraries .....	7	3	510	(D)	(D)	180	(D)	(D)	19	AA
824	Vocational schools .....	34	34	112 357	52 312	114.8	19 272	11 832	62.9	707	682
829	Schools and educational services, n.e.c. ....	74	49	37 981	(D)	(D)	8 080	(D)	(D)	456	EE
<b>83</b>	<b>Social services</b> .....	<b>555</b>	<b>397</b>	<b>85 587</b>	<b>36 416</b>	<b>135.0</b>	<b>31 833</b>	<b>15 409</b>	<b>106.6</b>	<b>3 563</b>	<b>2 212</b>
835	Child day care services .....	380	280	39 042	22 242	75.5	16 456	9 090	81.0	2 375	1 586
832, 3, 6, 9	Other social services .....	175	117	46 545	14 174	228.4	15 377	6 319	143.3	1 188	626
<b>87 ex. 8733</b>	<b>Engineering, accounting, research, management, and related services (except noncommercial research organizations)</b> .....	<b>2 008</b>	<b>1 766</b>	<b>1 118 620</b>	<b>677 643</b>	<b>65.1</b>	<b>478 208</b>	<b>297 967</b>	<b>60.5</b>	<b>17 112</b>	<b>13 834</b>
871	Engineering, architectural, and surveying services .....	477	453	465 447	219 092	112.4	202 087	105 415	91.7	5 206	3 835
8711	Engineering services .....	293	251	396 234	161 699	145.0	172 339	80 529	114.0	4 166	2 732
8712	Architectural services .....	132	152	54 924	48 173	14.0	22 276	20 018	11.3	698	814
8713	Surveying services .....	52	50	14 289	9 220	55.0	7 472	4 868	53.5	342	289
872	Accounting, auditing, and bookkeeping services .....	850	775	229 385	180 609	27.0	102 985	77 281	33.3	4 544	4 004
873 ex. 8733	Research, development, and testing services (except noncommercial research organizations) .....	104	88	74 121	43 911	68.8	31 292	13 818	126.5	2 449	897
8731	Commercial physical and biological research .....	26	19	23 976	19 114	25.4	11 253	4 024	179.6	355	228
8732	Commercial economic, sociological, and educational research .....	44	37	26 134	9 507	174.9	11 761	4 036	191.4	1 769	398
8734	Testing laboratories .....	34	32	24 011	15 290	57.0	8 278	5 758	43.8	325	271
874	Management and public relations services ---	577	450	349 667	234 031	49.4	141 844	101 453	39.8	4 913	5 098
8741	Management services .....	189	146	161 859	107 502	50.6	68 548	54 515	25.7	2 587	3 315
8742	Management consulting services .....	230	195	104 040	60 757	71.2	39 230	24 844	57.9	1 023	831
8743	Public relations services .....	31	30	13 792	(D)	(D)	5 094	(D)	(D)	148	CC
8744	Facilities support management services ---	7	2	10 262	(D)	(D)	5 265	(D)	(D)	262	BB
8748	Business consulting services, n.e.c. ....	120	77	59 714	38 931	53.4	23 707	17 858	32.8	893	717
<b>89</b>	<b>Services, n.e.c.</b> .....	<b>119</b>	<b>131</b>	<b>51 096</b>	<b>30 281</b>	<b>68.7</b>	<b>22 909</b>	<b>13 210</b>	<b>73.4</b>	<b>722</b>	<b>603</b>

**Table 3b. Comparative Statistics for Firms Exempt From Federal Income Tax for the State: 1992 and 1987**

[Includes only establishments with payroll. For meaning of abbreviations and symbols, see introductory text. For explanation of terms and comparability of 1987 and 1992 censuses, see appendix A]

SIC code	Kind of business or operation	Establishments		Expenses			Annual payroll			Paid employees for pay period including March 12	
		1992 (number)	1987 (number)	1992 (\$1,000)	1987 (\$1,000)	Percent change 1987 to 1992	1992 (\$1,000)	1987 (\$1,000)	Percent change 1987 to 1992	1992 (number)	1987 (number)
	<b>Total -----</b>	<b>3 014</b>	<b>2 603</b>	<b>3 524 110</b>	<b>2 205 370</b>	<b>59.8</b>	<b>1 610 993</b>	<b>1 080 735</b>	<b>49.1</b>	<b>86 288</b>	<b>71 007</b>
<b>7032, 704</b>	<b>Camps and membership lodging -----</b>	<b>89</b>	<b>104</b>	<b>16 091</b>	<b>9 374</b>	<b>71.7</b>	<b>2 584</b>	<b>1 678</b>	<b>54.0</b>	<b>397</b>	<b>366</b>
<b>792, 7991 pt., 7997, 7999 pt., 84</b>	<b>Selected amusement, recreation, and related services -----</b>	<b>193</b>	<b>159</b>	<b>80 351</b>	<b>62 116</b>	<b>29.4</b>	<b>30 763</b>	<b>26 075</b>	<b>18.0</b>	<b>2 410</b>	<b>2 349</b>
792	Theatrical producers (except motion picture), bands, orchestras, and entertainers -----	12	12	3 113	1 808	72.2	1 160	693	67.4	52	50
7991 pt., 7997	Gymnasiums, athletic clubs, and membership sports and recreation clubs -----	112	98	63 839	48 120	32.7	25 336	20 043	26.4	1 983	1 906
7999 pt. 84	Fairs -----	10	8	1 676	1 273	31.7	127	193	-34.2	21	19
	Museums, art galleries, and botanical and zoological gardens -----	59	41	11 723	10 915	7.4	4 140	5 146	-19.5	354	374
<b>8011 pt.; 8021 pt.; 805, 6, 8, 9</b>	<b>Selected health services -----</b>	<b>371</b>	<b>332</b>	<b>2 610 345</b>	<b>1 661 813</b>	<b>57.1</b>	<b>1 304 719</b>	<b>882 458</b>	<b>47.9</b>	<b>61 261</b>	<b>51 063</b>
8011 pt., 8021 pt.	Clinics of doctors of medicine and dentists -----	20	22	42 783	12 806	234.1	12 746	6 130	107.9	588	1431
805	Nursing and personal care facilities -----	124	101	203 951	116 299	75.4	105 288	60 920	72.8	8 884	6 592
806	Hospitals -----	145	155	2 292 468	1 500 964	52.7	1 147 948	800 280	43.4	49 908	42 951
808, 9	Other health services -----	82	54	71 143	34 734	104.8	38 737	16 988	128.0	1 881	1 155
808	Home health care services -----	22	16	19 450	7 398	162.9	11 114	4 374	154.1	659	458
809	Miscellaneous health and allied services, n.e.c. -----	60	38	51 693	27 336	89.1	27 623	12 614	119.0	1 222	697
<b>8111 pt.</b>	<b>Legal aid societies and similar legal services -----</b>	<b>19</b>	<b>18</b>	<b>(D)</b>	<b>(D)</b>	<b>(D)</b>	<b>(D)</b>	<b>(D)</b>	<b>(D)</b>	<b>CC</b>	<b>CC</b>
<b>823, 4, 9</b>	<b>Selected educational services -----</b>	<b>54</b>	<b>38</b>	<b>12 042</b>	<b>(D)</b>	<b>(D)</b>	<b>4 477</b>	<b>(D)</b>	<b>(D)</b>	<b>396</b>	<b>CC</b>
<b>83</b>	<b>Social services -----</b>	<b>1 135</b>	<b>872</b>	<b>356 697</b>	<b>213 206</b>	<b>67.3</b>	<b>161 471</b>	<b>92 581</b>	<b>74.4</b>	<b>14 535</b>	<b>10 350</b>
835	Child day care services -----	205	181	33 029	16 953	94.8	14 429	9 614	50.1	1 990	1 451
832, 3, 6, 9	Other social services -----	930	691	323 668	196 253	64.9	147 042	82 967	77.2	12 545	8 899
<b>861, 2, 4, 9</b>	<b>Selected membership organizations -----</b>	<b>1 107</b>	<b>1 059</b>	<b>412 869</b>	<b>233 391</b>	<b>76.9</b>	<b>89 538</b>	<b>66 540</b>	<b>34.6</b>	<b>6 493</b>	<b>6 163</b>
861	Business associations -----	190	172	65 016	40 706	59.7	22 671	14 874	52.4	907	763
864	Civic, social, and fraternal associations -----	581	588	113 718	79 675	42.7	33 063	27 733	19.2	4 018	3 944
862, 9	Other membership organizations -----	336	299	234 135	113 010	107.2	33 804	23 933	41.2	1 568	1 456
<b>873, 4 ex. 8744</b>	<b>Research, testing, and consulting services, except facilities support management services -----</b>	<b>46</b>	<b>21</b>	<b>(D)</b>	<b>15 648</b>	<b>(D)</b>	<b>(D)</b>	<b>6 794</b>	<b>(D)</b>	<b>FF</b>	<b>392</b>
873	Research, development, and testing services -----	28	16	22 833	12 517	82.4	10 540	5 186	103.2	463	327
8731	Commercial physical and biological research -----	2	3	(D)	6 314	(D)	(D)	2 959	(D)	CC	209
8732	Commercial economic, sociological, and educational research -----	3	1	(D)	(D)	(D)	(D)	(D)	(D)	AA	AA
8733	Noncommercial research organizations -----	22	11	(D)	(D)	(D)	(D)	(D)	(D)	EE	CC
8734	Testing laboratories -----	1	1	(D)	(D)	(D)	(D)	(D)	(D)	AA	AA
874 ex. 8744	Management and public relations services, except facilities support management services -----	18	5	(D)	3 131	(D)	(D)	1 608	(D)	CC	65







**Table 4. Summary Statistics for Firms Subject to Federal Income Tax for Counties and for**

[Includes only establishments with payroll. For meaning of abbreviations and symbols, see introductory text. For explanation of terms and comparability of 1987 and 1992 censuses, see

Geographic area	Establishments (number)	Receipts (\$1,000)	Annual payroll (\$1,000)	First-quarter payroll (\$1,000)	Paid employees for pay period including March 12 (number)	Selected kind-of-business or operation groups							
						Hotels, rooming houses, camps, and other lodging places (except membership lodging) (SIC 70 ex. 704)		Personal services (SIC 72)		Business services (SIC 73)		Automotive repair, services, and parking (SIC 75)	
						Number	Receipts (\$1,000)	Number	Receipts (\$1,000)	Number	Receipts (\$1,000)	Number	Receipts (\$1,000)
1 Gove County -----	18	3 092	616	142	47	1	(D)	2	(D)	--	--	4	849
2 Graham County -----	17	3 035	848	200	42	2	(D)	1	(D)	1	(D)	3	432
3 Grant County -----	46	9 511	2 291	465	143	3	663	8	1 083	4	731	4	593
4 Ulysses -----	43	(D)	(D)	(D)	(D)	3	663	8	1 083	2	(D)	4	593
5 Balance of county -----	3	(D)	(D)	(D)	(D)	AA	--	--	--	2	(D)	--	--
6 Gray County -----	33	5 551	1 837	513	139	--	--	4	288	2	(D)	6	801
7 Greeley County -----	13	2 074	540	137	80	2	(D)	2	(D)	--	--	2	(D)
8 Greenwood County -----	44	8 606	2 954	684	280	3	144	6	1 019	--	--	4	469
9 Eureka -----	34	7 574	2 768	637	253	3	144	6	1 019	--	--	2	(D)
10 Balance of county -----	10	1 032	186	47	27	--	--	--	--	--	--	2	(D)
11 Hamilton County -----	14	2 200	542	142	45	1	(D)	3	300	--	--	1	(D)
12 Harper County -----	54	8 202	2 349	586	203	3	335	7	1 370	4	138	7	841
13 Anthony -----	30	4 366	1 286	323	109	1	(D)	5	(D)	--	--	2	(D)
14 Balance of county -----	24	3 836	1 063	263	94	2	(D)	2	(D)	4	138	5	(D)
15 Harvey County -----	158	65 158	29 322	7 028	1 246	9	(D)	16	3 584	16	3 704	22	5 226
16 Hesston -----	14	3 115	637	130	68	1	(D)	4	(D)	--	--	2	(D)
17 Newton -----	113	33 489	13 417	3 009	712	7	1 634	9	2 630	14	(D)	11	3 078
18 Balance of county -----	31	28 554	15 268	3 889	466	1	(D)	3	(D)	2	(D)	9	(D)
19 Haskell County -----	22	3 265	692	138	68	2	(D)	2	(D)	1	(D)	2	(D)
20 Hodgeman County -----	5	403	42	10	7	--	--	1	(D)	1	(D)	--	--
21 Jackson County -----	50	8 932	2 293	545	209	4	(D)	9	1 214	2	(D)	11	1 622
22 Holton -----	37	6 865	2 003	477	184	4	(D)	8	(D)	--	--	5	777
23 Balance of county -----	13	2 067	290	68	25	--	--	1	(D)	2	(D)	6	845
24 Jefferson County -----	66	12 871	4 780	1 053	350	4	342	7	986	7	337	9	1 483
25 Jewell County -----	18	2 764	542	121	55	3	130	2	(D)	--	--	4	772
26 Johnson County -----	3 787	2 800 445	1 038 258	238 864	45 356	37	82 644	397	87 173	868	737 132	243	112 864
27 Bonner Springs (part) ▲ -----	--	--	--	--	--	--	--	--	--	--	--	--	--
28 Fairway -----	34	40 051	11 246	2 681	267	--	--	3	(D)	13	35 225	--	--
29 Gardner -----	7	13 647	4 709	1 168	274	--	--	1	(D)	3	(D)	--	--
30 Leawood -----	211	190 519	63 850	13 793	1 979	--	--	18	5 550	41	86 333	5	3 040
31 Lenexa -----	399	413 651	137 673	33 911	6 945	7	10 441	37	11 936	119	143 921	18	7 206
32 Merriam -----	138	64 237	23 479	5 234	1 030	4	4 136	5	(D)	31	17 437	36	11 529
33 Mission -----	224	131 072	47 027	11 243	2 311	--	--	25	6 127	66	43 808	10	3 161
34 Mission Hills -----	14	3 965	1 805	295	46	--	--	1	(D)	5	(D)	--	--
35 Olathe -----	443	225 943	83 405	19 071	4 176	5	(D)	54	9 533	85	31 721	47	19 752
36 Overland Park -----	1 594	1 414 107	563 216	129 789	22 673	18	64 788	162	34 995	372	321 186	79	50 192
37 Prairie Village -----	269	89 312	36 848	7 746	1 939	1	(D)	31	5 794	38	17 304	--	--
38 Roeland Park -----	46	71 443	13 534	2 488	424	--	--	6	(D)	16	16 297	2	(D)
39 Shawnee -----	274	84 119	29 057	6 877	2 126	--	--	44	7 737	57	13 846	30	12 280
40 Balance of county -----	134	58 379	22 409	4 568	1 166	2	(D)	10	(D)	22	(D)	16	(D)
41 Kearny County -----	19	2 094	463	103	39	2	(D)	4	124	--	--	4	395
42 Kingman County -----	40	9 285	3 293	684	256	1	(D)	5	718	2	(D)	7	936
43 Kingman -----	34	6 972	2 263	442	155	1	(D)	5	718	1	(D)	6	(D)
44 Balance of county -----	6	2 313	1 030	242	101	--	--	--	--	1	(D)	1	(D)
45 Kiowa County -----	27	3 247	1 176	275	120	2	(D)	3	363	2	(D)	5	439
46 Labette County -----	104	36 089	13 528	3 010	842	3	(D)	14	3 435	13	8 034	8	1 393
47 Parsons -----	76	31 653	11 862	2 614	715	2	(D)	8	3 017	12	(D)	7	(D)
48 Balance of county -----	28	4 436	1 666	396	127	1	(D)	6	418	1	(D)	1	(D)
49 Lane County -----	13	2 730	394	75	35	1	(D)	1	(D)	--	--	5	1 975
50 Leavenworth County -----	261	101 431	40 573	8 832	2 238	5	2 039	37	7 489	40	27 891	30	6 503
51 Lansing -----	21	10 211	3 306	735	178	--	--	5	(D)	2	(D)	2	(D)
52 Leavenworth -----	182	72 285	31 257	6 853	1 731	4	(D)	23	4 595	22	18 316	18	4 322
53 Balance of county -----	58	18 935	6 010	1 244	329	1	(D)	9	(D)	16	(D)	10	(D)
54 Lincoln County -----	18	3 305	1 113	213	109	1	(D)	2	(D)	5	374	1	(D)
55 Linn County -----	26	4 830	1 800	441	175	--	--	3	540	2	(D)	4	393
56 Logan County -----	26	4 400	1 236	283	115	6	802	4	395	2	(D)	6	1 298
57 Lyon County -----	230	68 853	29 294	6 182	1 939	11	4 243	29	3 140	33	8 978	30	7 522
58 Emporia -----	211	63 428	27 122	5 644	1 709	11	4 243	29	3 140	29	(D)	25	5 902
59 Balance of county -----	19	5 425	2 172	538	230	--	--	--	--	4	(D)	5	1 620
60 McPherson County -----	172	38 010	11 344	2 711	908	6	2 538	28	3 178	25	2 729	21	5 628
61 Lindsborg -----	19	3 109	959	220	77	2	(D)	4	487	2	(D)	1	(D)
62 McPherson -----	111	26 493	8 183	1 996	664	4	(D)	19	2 440	15	1 790	8	2 974
63 Balance of county -----	42	8 408	2 202	495	167	--	--	5	251	8	(D)	12	(D)
64 Marion County -----	66	12 047	4 201	1 041	346	1	(D)	13	1 370	6	923	6	576
65 Hillsboro -----	24	3 286	796	194	79	1	(D)	5	390	1	(D)	1	(D)
66 Balance of county -----	42	8 761	3 405	847	267	--	--	8	980	5	(D)	5	(D)
67 Marshall County -----	61	13 335	4 163	1 012	437	5	1 180	13	1 207	5	586	8	1 521
68 Marysville -----	40	10 670	3 554	863	366	4	(D)	7	739	1	(D)	6	(D)
69 Balance of county -----	21	2 665	609	149	71	1	(D)	6	468	4	(D)	2	(D)
70 Meade County -----	30	4 461	941	224	91	2	(D)	6	570	1	(D)	5	1 119
71 Miami County -----	113	25 979	9 895	2 416	834	2	(D)	17	1 656	11	952	16	2 571
72 Osawatomie -----	23	6 758	2 360	587	206	2	(D)	4	637	1	(D)	4	919
73 Paola -----	57	13 710	5 424	1 324	415	--	--	9	594	5	474	5	660
74 Balance of county -----	33	5 511	2 111	505	213	--	--	4	425	5	(D)	7	992
75 Mitchell County -----	49	12 421	4 612	987	347	2	(D)	9	1 477	3	(D)	8	913
76 Beloit -----	37	11 224	4 443	954	309	1	(D)	8	(D)	2	(D)	6	(D)
77 Balance of county -----	12	1 197	169	33	38	1	(D)	1	(D)	1	(D)	2	(D)
78 Montgomery County -----	242	68 095	26 187	5 794	2 075	11	3 412	34	6 149	24	7 257	21	3 709
79 Coffeyville -----	102	40 982	16 326	3 366	1 245	5	1 948	17	3 531	8	5 683	9	1 703
80 Independence -----	107	20 036	6 562	1 677	586	5	(D)	13	(D)	12	1 302	9	1 625
81 Balance of county -----	33	7 077	3 299	751	244	1	(D)	4	(D)	4	272	3	381

Places With 2,500 Inhabitants or More: 1992 —Con.

appendix A. For information on geographic areas followed by ▲, see appendix F]

Selected kind-of-business or operation groups —Con.													
Miscellaneous repair services (SIC 76)		Amusement and recreation services, including motion pictures and museums (SIC 78, 79, 84)		Health services (SIC 80)		Legal services (SIC 81)		Selected educational services (SIC 823, 4, 9)		Social services (SIC 83)		Engineering, accounting, research, management, and related services (except noncommercial research organizations) (SIC 87 ex. 8733)	
Number	Receipts (\$1,000)	Number	Receipts (\$1,000)	Number	Receipts (\$1,000)	Number	Receipts (\$1,000)	Number	Receipts (\$1,000)	Number	Receipts (\$1,000)	Number	Receipts (\$1,000)
6	1 076	1	(D)	1	(D)	3	(D)	—	—	—	—	—	—
1	(D)	—	—	3	(D)	2	(D)	—	—	2	(D)	1	(D)
5	1 988	3	(D)	10	3 089	2	(D)	—	—	1	(D)	5	632
5	1 988	2	(D)	10	3 089	2	(D)	—	—	1	(D)	5	632
—	—	1	(D)	—	—	—	—	—	—	—	—	—	—
4	964	3	(D)	3	(D)	3	868	1	(D)	4	95	3	(D)
1	(D)	2	(D)	2	(D)	2	(D)	—	—	—	—	—	—
4	880	6	755	11	4 654	5	497	—	—	1	(D)	4	(D)
3	(D)	4	(D)	10	(D)	4	(D)	—	—	—	—	2	(D)
1	(D)	2	(D)	1	(D)	1	(D)	—	—	1	(D)	2	(D)
4	374	—	—	3	1 070	2	(D)	—	—	—	—	—	—
3	323	6	811	12	3 188	7	676	—	—	2	(D)	3	(D)
2	(D)	4	(D)	7	1 548	5	(D)	—	—	1	(D)	3	(D)
1	(D)	2	(D)	5	1 640	2	(D)	—	—	1	(D)	—	—
10	2 051	9	1 370	35	41 340	16	2 810	—	—	6	(D)	19	2 842
2	(D)	—	—	4	1 412	—	—	—	—	—	—	1	(D)
6	1 644	9	1 370	23	14 754	14	(D)	—	—	5	383	15	2 289
2	(D)	—	—	8	25 174	2	(D)	—	—	1	(D)	3	(D)
2	(D)	1	(D)	6	741	1	(D)	1	(D)	2	(D)	2	(D)
—	—	1	(D)	—	—	—	—	—	—	2	(D)	—	—
5	541	—	—	9	3 045	5	(D)	—	—	—	—	5	506
4	(D)	—	—	8	(D)	4	(D)	—	—	—	—	4	(D)
1	(D)	—	—	1	(D)	1	(D)	—	—	—	—	1	(D)
4	(D)	5	926	14	5 349	3	379	—	—	7	(D)	5	421
2	(D)	1	(D)	1	(D)	2	(D)	—	—	1	(D)	2	(D)
129	50 282	188	101 834	855	819 031	210	120 033	41	98 564	100	(D)	665	533 617
1	(D)	—	—	3	653	2	(D)	—	—	—	—	12	3394
4	(D)	11	3 884	71	41 116	8	4 420	2	(D)	2	(D)	45	41 863
23	10 002	25	9 599	59	134 003	9	4 427	8	1 212	13	2 856	74	71 820
7	(D)	5	1 684	21	11 481	5	(D)	2	(D)	5	863	16	10 843
5	(D)	9	2 997	33	20 625	20	3 445	3	(D)	8	(D)	41	24 397
—	—	—	—	2	(D)	—	—	1	(D)	—	—	5	2078
21	7 467	22	15 036	116	100 046	21	6 315	3	(D)	19	4 817	46	26 670
40	19 491	71	42 332	367	423 302	120	90 846	12	(D)	34	9 190	297	315 806
2	(D)	11	10 120	103	31 343	9	5 625	5	836	4	367	60	16 373
2	(D)	1	(D)	5	(D)	4	(D)	1	(D)	1	(D)	8	(D)
15	8 113	21	7 473	44	24 030	7	2 547	2	(D)	10	1 623	39	5 936
9	(D)	12	(D)	29	(D)	5	(D)	2	(D)	4	(D)	21	(D)
3	320	—	—	3	921	2	(D)	—	—	1	(D)	—	—
2	(D)	4	196	11	4 992	5	1 037	—	—	—	—	3	(D)
1	(D)	4	196	9	(D)	5	1 037	—	—	—	—	2	(D)
1	(D)	—	—	2	(D)	—	—	—	—	—	—	1	(D)
—	—	3	32	5	1 514	2	(D)	—	—	2	(D)	3	165
4	385	9	732	34	18 181	8	1 311	1	(D)	3	(D)	7	1 706
2	(D)	7	(D)	27	15 417	6	(D)	—	—	1	(D)	4	1 523
2	(D)	2	(D)	7	2 764	2	(D)	1	(D)	2	(D)	3	183
1	(D)	—	—	3	511	1	(D)	—	—	1	(D)	—	—
13	(D)	17	3 319	63	34 143	15	3 130	2	(D)	9	(D)	30	14 399
—	—	1	(D)	6	6 022	—	—	—	—	—	—	3	(D)
9	1 417	12	2 862	51	23 843	14	(D)	2	(D)	4	(D)	23	11 619
4	(D)	4	(D)	6	4 278	1	(D)	—	—	3	(D)	4	(D)
1	(D)	2	(D)	3	(D)	1	(D)	—	—	1	(D)	1	(D)
1	(D)	1	(D)	9	2 300	2	(D)	—	—	2	(D)	2	(D)
—	—	1	(D)	6	1 658	1	(D)	—	—	—	—	—	—
8	888	16	2 527	56	31 855	17	3 678	1	(D)	10	(D)	18	5 719
3	(D)	16	2 527	53	(D)	17	3 678	1	(D)	9	(D)	17	(D)
5	(D)	—	—	3	(D)	—	—	—	—	1	(D)	1	(D)
14	5 469	7	1 517	37	10 576	12	2 599	1	(D)	3	(D)	18	3 438
—	—	1	(D)	6	1 262	1	(D)	—	—	—	—	2	(D)
6	2 619	6	(D)	25	7 118	11	(D)	1	(D)	2	(D)	14	3 102
8	2 850	—	—	6	2 196	—	—	—	—	1	(D)	2	(D)
3	485	3	93	20	7 152	3	504	1	(D)	2	(D)	8	809
—	—	3	93	8	2 349	1	(D)	—	—	1	(D)	3	138
3	485	—	—	12	4 803	2	(D)	1	(D)	1	(D)	5	671
3	(D)	4	595	14	5 984	4	886	—	—	3	(D)	2	(D)
1	(D)	4	595	12	(D)	3	(D)	—	—	—	—	2	(D)
2	(D)	—	—	2	(D)	1	(D)	—	—	3	(D)	—	—
1	(D)	2	(D)	4	1 224	2	(D)	—	—	1	(D)	6	330
4	(D)	7	871	30	14 414	8	1 405	—	—	8	(D)	10	2 789
—	—	3	(D)	7	4 184	2	(D)	—	—	—	—	—	—
2	(D)	3	(D)	16	7 256	5	1 161	—	—	5	598	7	2 505
2	(D)	1	(D)	7	2 974	1	(D)	—	—	3	(D)	3	284
4	1 099	3	237	9	5 296	7	761	—	—	1	(D)	3	(D)
2	(D)	—	—	9	5 296	6	(D)	—	—	1	(D)	2	(D)
2	(D)	3	237	—	—	1	(D)	—	—	—	—	1	(D)
8	2 800	20	2 309	74	35 807	17	3 305	—	—	7	(D)	25	2 992
4	(D)	6	(D)	31	21 543	8	2 119	—	—	3	117	10	(D)
4	(D)	8	(D)	33	9 020	7	(D)	—	—	3	(D)	13	1 877
—	—	6	(D)	10	5 244	2	(D)	—	—	1	(D)	2	(D)

**Table 4. Summary Statistics for Firms Subject to Federal Income Tax for Counties and for**

[Includes only establishments with payroll. For meaning of abbreviations and symbols, see introductory text. For explanation of terms and comparability of 1987 and 1992 censuses, see

Geographic area	Establishments (number)	Receipts (\$1,000)	Annual payroll (\$1,000)	First-quarter payroll (\$1,000)	Paid employees for pay period including March 12 (number)	Selected kind-of-business or operation groups							
						Hotels, rooming houses, camps, and other lodging places (except membership lodging) (SIC 70 ex. 704)		Personal services (SIC 72)		Business services (SIC 73)		Automotive repair, services, and parking (SIC 75)	
						Number	Receipts (\$1,000)	Number	Receipts (\$1,000)	Number	Receipts (\$1,000)	Number	Receipts (\$1,000)
1 Morris County -----	30	5 945	1 876	471	189	1	(D)	5	470	3	(D)	1	(D)
2 Herington (part) ▲	-	-	-	-	-	-	-	-	-	-	-	-	-
3 Balance of county -----	30	5 945	1 876	471	189	1	(D)	5	470	3	(D)	1	(D)
4 Morton County -----	20	3 030	1 087	206	57	2	(D)	2	(D)	2	(D)	3	287
5 Nemaha County -----	74	22 199	6 091	1 464	475	2	(D)	9	1 040	5	3 723	10	1 723
6 Neosho County -----	126	32 954	11 258	2 711	816	6	932	12	1 134	15	1 514	16	7 719
7 Chanute -----	103	26 315	8 145	1 864	593	5	(D)	11	(D)	12	1 204	10	6 736
8 Balance of county -----	23	6 639	3 113	847	223	1	(D)	1	(D)	3	310	6	983
9 Ness County -----	26	3 173	1 218	352	64	-	-	4	467	-	-	7	667
10 Norton County -----	40	6 836	1 629	420	131	1	(D)	3	(D)	3	179	4	568
11 Norton -----	34	6 580	1 597	415	125	1	(D)	3	(D)	3	179	3	(D)
12 Balance of county -----	6	256	32	5	6	-	-	-	-	-	-	1	(D)
13 Osage County -----	65	15 107	6 961	1 399	530	1	(D)	7	1 051	10	2 948	7	1 041
14 Osage City -----	20	6 516	3 152	491	230	-	-	4	(D)	3	(D)	3	513
15 Balance of county -----	45	8 591	3 809	908	300	1	(D)	3	(D)	7	(D)	4	528
16 Osborne County -----	26	6 438	2 304	553	197	2	(D)	4	286	3	925	3	496
17 Ottawa County -----	27	4 596	1 605	374	104	1	(D)	6	356	-	-	4	463
18 Pawnee County -----	42	10 304	3 186	707	228	2	(D)	9	1 084	3	483	4	595
19 Larned -----	41	(D)	(D)	(D)	CC	2	(D)	9	1 084	2	(D)	4	595
20 Balance of county -----	1	(D)	(D)	(D)	AA	-	-	-	-	1	(D)	-	-
21 Phillips County -----	49	5 608	1 342	291	124	1	(D)	10	1 167	4	196	5	632
22 Phillipsburg -----	39	4 547	1 086	231	101	1	(D)	7	909	4	196	3	(D)
23 Balance of county -----	10	1 061	256	60	23	-	-	3	258	-	-	2	(D)
24 Pottawatomie County -----	80	19 478	6 913	1 456	491	4	1 365	10	886	8	1 184	12	2 131
25 Manhattan (part) ▲	9	2 380	636	146	73	2	(D)	2	(D)	1	(D)	1	(D)
26 Wamego -----	33	4 910	1 660	311	104	2	(D)	6	265	2	(D)	6	1 176
27 Balance of county -----	38	12 188	4 617	999	314	-	-	2	(D)	5	446	5	(D)
28 Pratt County -----	84	28 931	8 455	1 874	568	5	1 443	13	1 252	4	1 239	7	(D)
29 Pratt -----	75	26 180	8 011	1 771	530	5	1 443	12	(D)	3	(D)	5	(D)
30 Balance of county -----	9	2 751	444	103	38	-	-	1	(D)	1	(D)	2	(D)
31 Rawlins County -----	13	1 195	181	54	27	1	(D)	3	55	1	(D)	1	(D)
32 Reno County -----	357	152 048	65 005	14 503	3 336	9	7 395	47	9 573	57	32 002	52	12 213
33 Hutchinson -----	217	105 608	46 516	10 412	2 248	7	(D)	34	7 917	32	24 390	30	6 008
34 Balance of county -----	140	46 440	18 489	4 091	1 088	2	(D)	13	1 656	25	7 612	22	6 205
35 Republic County -----	40	8 790	3 012	715	266	3	(D)	9	838	1	(D)	7	919
36 Belleville -----	31	7 932	2 930	700	257	3	(D)	7	(D)	1	(D)	5	(D)
37 Balance of county -----	9	858	82	15	9	-	-	2	(D)	-	-	2	(D)
38 Rice County -----	52	10 271	3 225	688	209	1	(D)	8	2 003	6	393	9	1 108
39 Lyons -----	35	7 782	2 534	534	167	1	(D)	6	(D)	3	(D)	6	(D)
40 Balance of county -----	17	2 489	691	154	42	-	-	2	(D)	3	(D)	3	(D)
41 Riley County -----	322	111 993	41 823	9 533	2 875	4	(D)	54	8 412	44	9 339	38	7 888
42 Manhattan (part) ▲	290	98 660	37 555	8 455	2 641	4	(D)	51	(D)	41	(D)	26	(D)
43 Balance of county -----	32	13 333	4 268	1 078	234	-	-	3	(D)	3	(D)	12	(D)
44 Rooks County -----	33	5 313	1 533	322	118	2	(D)	1	(D)	3	189	4	875
45 Rush County -----	16	2 313	750	170	49	2	(D)	2	(D)	2	(D)	2	(D)
46 Russell County -----	45	10 497	3 573	881	290	2	(D)	6	886	3	(D)	4	520
47 Russell -----	39	8 364	2 764	684	224	2	(D)	5	(D)	3	(D)	4	520
48 Balance of county -----	6	2 133	809	197	66	-	-	1	(D)	-	-	-	-
49 Saline County -----	409	195 272	80 575	20 307	4 685	17	10 892	45	9 519	66	23 018	59	15 277
50 Salina -----	393	186 606	77 105	19 499	4 569	17	10 892	45	9 519	60	(D)	56	14 080
51 Balance of county -----	16	8 666	3 470	808	116	-	-	-	-	6	(D)	3	1 197
52 Scott County -----	39	8 016	2 161	510	153	3	(D)	4	702	2	(D)	4	1 156
53 Scott City -----	36	(D)	(D)	(D)	CC	3	(D)	4	702	2	(D)	3	(D)
54 Balance of county -----	3	(D)	(D)	(D)	AA	-	-	-	-	-	-	1	(D)
55 Sedgwick County -----	3 091	2 169 501	827 569	185 705	37 293	68	71 051	414	91 222	540	353 443	363	158 262
56 Bel Aire -----	-	-	-	-	-	-	-	-	-	-	-	-	-
57 Derby -----	71	23 845	8 862	2 077	574	-	-	16	2 816	7	1 281	10	2 137
58 Haysville -----	27	7 488	2 662	643	208	-	-	6	570	2	(D)	4	(D)
59 Mulvane (part) ▲	5	1 620	412	76	21	-	-	1	(D)	-	-	1	(D)
60 Park City -----	1	(D)	(D)	(D)	AA	-	-	-	-	-	-	1	(D)
61 Valley Center -----	24	6 250	2 682	586	215	-	-	4	383	5	728	2	(D)
62 Wichita -----	2 732	2 001 343	765 169	172 594	33 697	61	(D)	356	82 497	477	333 028	313	144 529
63 Balance of county -----	231	(D)	(D)	(D)	HH	7	(D)	31	(D)	49	(D)	32	(D)
64 Seward County -----	151	44 065	14 135	3 279	1 094	11	4 150	16	2 599	17	2 906	20	5 349
65 Liberal -----	150	(D)	(D)	(D)	GG	11	4 150	16	2 599	17	2 906	20	5 349
66 Balance of county -----	1	(D)	(D)	(D)	AA	-	-	-	-	-	-	-	-
67 Shawnee County -----	1 295	643 346	264 554	57 840	13 259	24	(D)	159	36 477	230	140 361	126	32 575
68 Topeka -----	1 201	626 625	259 240	56 569	12 811	22	(D)	146	35 214	211	137 710	109	30 434
69 Balance of county -----	94	16 721	5 314	1 271	448	2	(D)	13	1 263	19	2 651	17	2 141
70 Sheridan County -----	18	2 008	565	122	45	2	(D)	1	(D)	-	-	3	526
71 Sherman County -----	67	20 586	5 636	1 415	465	8	3 680	8	1 978	5	582	9	5 809
72 Goodland -----	63	(D)	(D)	(D)	EE	7	(D)	8	1 978	5	582	8	(D)
73 Balance of county -----	4	(D)	(D)	(D)	BB	1	(D)	-	-	-	-	1	(D)
74 Smith County -----	31	5 886	1 940	472	190	1	(D)	6	616	1	(D)	4	680
75 Stafford County -----	25	5 686	3 019	677	240	-	-	1	(D)	-	-	5	471
76 Stanton County -----	11	1 574	423	105	35	1	(D)	-	-	-	-	3	341
77 Stevens County -----	34	6 199	1 454	348	115	2	(D)	3	344	3	(D)	3	661
78 Hugoton -----	30	5 388	1 328	314	102	2	(D)	3	344	3	(D)	2	(D)
79 Balance of county -----	4	811	126	34	13	-	-	-	-	-	-	1	(D)

Places With 2,500 Inhabitants or More: 1992 —Con.

appendix A. For information on geographic areas followed by ▲, see appendix F]

Selected kind-of-business or operation groups —Con.														
Miscellaneous repair services (SIC 76)		Amusement and recreation services, including motion pictures and museums (SIC 78, 79, 84)		Health services (SIC 80)		Legal services (SIC 81)		Selected educational services (SIC 823, 4, 9)		Social services (SIC 83)		Engineering, accounting, research, management, and related services (except noncommercial research organizations) (SIC 87 ex. 8733)		
Number	Receipts (\$1,000)	Number	Receipts (\$1,000)	Number	Receipts (\$1,000)	Number	Receipts (\$1,000)	Number	Receipts (\$1,000)	Number	Receipts (\$1,000)	Number	Receipts (\$1,000)	
2	(D)	1	(D)	5	2 368	5	302	1	(D)	2	(D)	4	(D)	1
2	(D)	1	(D)	5	2 368	5	302	1	(D)	2	(D)	4	(D)	2
—	—	1	(D)	6	1 557	1	(D)	—	—	1	(D)	2	(D)	3
8	1 599	4	(D)	18	6 903	6	(D)	—	—	5	(D)	7	1 171	4
7	755	14	814	28	15 013	8	1 959	—	—	6	862	14	2 252	5
5	(D)	13	(D)	23	11 332	7	(D)	—	—	6	862	11	(D)	6
2	(D)	1	(D)	5	3 681	1	(D)	—	—	—	—	3	(D)	7
1	(D)	1	(D)	6	1 407	3	257	1	(D)	1	(D)	2	(D)	8
1	(D)	7	599	8	2 847	5	590	—	—	4	(D)	4	(D)	9
1	(D)	5	(D)	8	2 847	5	590	—	—	1	(D)	4	(D)	10
—	—	2	(D)	—	—	—	—	—	—	3	(D)	—	—	11
2	(D)	7	242	20	8 430	4	897	1	(D)	4	172	2	(D)	12
—	—	3	(D)	7	2 977	—	—	—	—	—	—	—	—	13
2	(D)	4	(D)	13	5 453	4	897	1	(D)	4	172	2	(D)	14
4	290	—	—	6	3 541	3	453	—	—	—	—	1	(D)	15
1	(D)	3	184	6	2 359	3	(D)	—	—	3	64	—	—	16
—	—	2	(D)	12	5 904	6	704	—	—	1	(D)	3	803	17
—	—	2	(D)	12	5 904	6	704	—	—	1	(D)	3	803	18
—	—	—	—	—	—	—	—	—	—	—	—	—	—	19
6	699	2	(D)	6	853	6	512	—	—	6	139	2	(D)	20
2	(D)	2	(D)	6	853	6	512	—	—	5	(D)	2	(D)	21
4	(D)	—	—	—	—	—	—	—	—	1	(D)	—	—	22
2	(D)	8	(D)	16	6 413	8	658	1	(D)	2	(D)	6	491	23
—	—	1	(D)	—	—	—	—	—	—	—	—	—	—	24
2	(D)	5	184	8	2 190	3	261	—	—	2	(D)	2	(D)	25
2	(D)	2	—	8	4 223	5	397	1	(D)	—	—	3	(D)	26
6	3 120	6	379	22	9 132	6	1 456	—	—	3	(D)	12	2 297	27
4	(D)	4	(D)	22	9 132	6	1 456	—	—	3	(D)	11	(D)	28
2	(D)	2	(D)	—	—	—	—	—	—	—	—	1	(D)	29
—	—	1	(D)	1	(D)	3	601	—	—	1	(D)	1	(D)	30
26	4 301	19	6 092	62	59 028	31	7 468	4	(D)	9	(D)	40	12 112	31
18	3 326	9	(D)	34	41 231	14	4 742	4	(D)	7	430	27	8 974	32
8	975	10	(D)	28	17 797	17	2 726	2	(D)	2	(D)	13	3 138	33
4	470	1	(D)	8	4 654	4	340	1	(D)	—	—	2	(D)	34
1	(D)	—	—	8	4 654	4	340	—	—	—	—	2	(D)	35
3	(D)	1	(D)	—	—	—	—	1	(D)	—	—	—	—	36
3	(D)	1	(D)	13	3 951	5	450	1	(D)	2	(D)	3	516	37
2	(D)	1	(D)	10	(D)	4	(D)	—	—	1	(D)	1	(D)	38
1	(D)	—	—	3	(D)	—	(D)	1	(D)	1	(D)	2	(D)	39
15	(D)	27	(D)	73	38 373	14	3 297	1	(D)	16	6 470	31	13 982	40
12	(D)	22	(D)	72	(D)	14	3 297	1	(D)	14	(D)	28	(D)	41
3	183	5	(D)	1	(D)	—	—	—	—	2	(D)	3	(D)	42
6	1 346	6	408	5	1 012	5	520	—	—	—	—	1	(D)	43
1	(D)	—	—	2	(D)	3	195	—	—	1	(D)	1	(D)	44
6	2 073	1	(D)	11	3 830	6	785	—	—	—	—	6	1 130	45
4	(D)	1	(D)	9	(D)	6	785	—	—	—	—	5	(D)	46
2	(D)	—	—	2	(D)	—	—	—	—	—	—	1	(D)	47
25	11 939	18	4 620	93	63 904	19	8 964	1	(D)	15	(D)	49	45 238	48
20	(D)	17	(D)	93	63 904	19	8 964	1	(D)	14	(D)	49	45 238	49
5	(D)	1	(D)	—	—	—	—	—	—	1	(D)	—	—	50
4	916	5	426	6	1 830	4	683	—	—	—	—	7	1 144	51
3	(D)	4	(D)	6	1 830	4	683	—	—	—	—	7	1 144	52
1	(D)	1	(D)	—	—	—	—	—	—	—	—	—	—	53
138	84 625	143	76 087	678	901 948	236	133 812	29	(D)	80	(D)	383	234 019	54
—	—	7	2 200	21	13 459	3	702	1	(D)	2	(D)	4	(D)	55
3	417	1	(D)	6	4 209	1	(D)	—	—	2	(D)	2	(D)	56
—	—	1	(D)	2	(D)	—	—	—	—	—	—	—	—	57
—	—	—	—	—	—	—	—	—	—	—	—	—	—	58
2	(D)	1	(D)	4	(D)	1	(D)	—	—	1	(D)	4	484	59
122	79 285	117	50 329	608	858 461	229	132 654	24	26 880	67	15 930	339	212 005	60
11	(D)	16	(D)	37	21 291	2	(D)	4	(D)	8	(D)	34	(D)	61
14	3 339	9	1 455	36	14 967	11	3 869	1	(D)	3	(D)	13	4 858	62
13	(D)	9	1 455	36	14 967	11	3 869	1	(D)	3	(D)	13	4 858	63
1	(D)	—	—	—	—	—	—	—	—	—	—	—	—	64
61	15 512	71	22 450	281	243 392	158	56 533	7	(D)	37	5 760	138	64 932	65
57	14 637	61	21 503	274	239 418	155	(D)	6	(D)	30	5 125	128	64 288	66
4	875	10	947	7	3 974	3	(D)	1	248	7	635	10	644	67
—	—	3	122	3	(D)	2	(D)	1	(D)	—	—	3	(D)	68
4	(D)	3	364	12	4 985	10	1 373	—	—	2	(D)	6	1 563	69
2	(D)	3	364	12	4 985	10	1 373	—	—	2	(D)	6	1 563	70
2	(D)	—	—	—	—	—	—	—	—	—	—	—	—	71
1	(D)	3	(D)	8	3 680	3	234	—	—	2	(D)	2	(D)	72
3	472	2	(D)	7	3 912	6	483	—	—	1	(D)	—	—	73
—	—	1	(D)	2	(D)	2	(D)	—	—	—	—	1	(D)	74
3	(D)	2	(D)	7	1 282	5	1 288	—	—	4	128	2	(D)	75
1	(D)	2	(D)	7	1 282	5	1 288	—	—	4	128	1	(D)	76
2	(D)	—	—	—	—	—	—	—	—	4	128	1	(D)	77
—	—	—	—	—	—	—	—	—	—	—	—	—	—	78
—	—	—	—	—	—	—	—	—	—	—	—	—	—	79

**Table 4. Summary Statistics for Firms Subject to Federal Income Tax for Counties and for**

[Includes only establishments with payroll. For meaning of abbreviations and symbols, see introductory text. For explanation of terms and comparability of 1987 and 1992 censuses, see

	Geographic area	Estab- lish- ments (number)	Receipts (\$1,000)	Annual payroll (\$1,000)	First- quarter payroll (\$1,000)	Paid employees for pay period including March 12 (number)	Selected kind-of-business or operation groups							
							Hotels, rooming houses, camps, and other lodging places (except membership lodging) (SIC 70 ex. 704)		Personal services (SIC 72)		Business services (SIC 73)		Automotive repair, services, and parking (SIC 75)	
							Number	Receipts (\$1,000)	Number	Receipts (\$1,000)	Number	Receipts (\$1,000)	Number	Receipts (\$1,000)
1	Sumner County -----	118	25 041	8 136	1 904	606	7	1 036	19	2 574	6	673	11	2 311
2	Mulvane (part) ▲-----	21	2 785	503	109	48	-	-	6	(D)	2	(D)	2	(D)
3	Wellington -----	57	14 585	5 234	1 186	333	4	(D)	6	1 385	1	(D)	6	1 672
4	Balance of county -----	40	7 671	2 399	609	225	3	(D)	7	(D)	3	(D)	3	(D)
5	Thomas County -----	60	15 714	4 132	925	345	3	2 717	9	788	9	1 821	9	2 292
6	Colby -----	58	(D)	(D)	(D)	EE	3	2 717	9	788	9	1 821	9	2 292
7	Balance of county -----	2	(D)	(D)	(D)	AA	-	-	-	-	-	-	-	-
8	Trego County -----	28	5 817	2 043	562	204	3	(D)	3	344	-	-	6	887
9	Wabaunsee County -----	13	2 909	1 388	334	80	-	-	2	(D)	1	(D)	2	(D)
10	Wallace County -----	11	1 575	515	131	75	1	(D)	2	(D)	1	(D)	1	(D)
11	Washington County -----	36	9 977	2 313	561	223	-	-	6	577	2	(D)	3	576
12	Wichita County -----	20	2 317	449	98	39	-	-	2	(D)	-	-	3	350
13	Wilson County -----	42	9 130	3 808	874	238	2	(D)	7	835	2	(D)	5	924
14	Fredonia -----	20	5 135	2 588	563	127	1	(D)	3	(D)	-	-	1	(D)
15	Neodesha -----	14	3 182	1 119	284	96	-	-	3	(D)	1	(D)	1	(D)
16	Balance of county -----	8	813	101	27	15	1	(D)	1	(D)	1	(D)	3	(D)
17	Woodson County -----	15	2 126	770	183	82	2	(D)	1	(D)	-	-	1	(D)
18	Wyandotte County -----	799	506 797	170 567	37 781	8 579	10	(D)	95	24 900	143	79 232	117	50 492
19	Bonner Springs (part) ▲-----	29	8 541	4 220	793	228	-	-	7	(D)	3	(D)	2	(D)
20	Edwardsville -----	14	10 462	5 145	1 170	302	-	-	1	(D)	5	5 543	2	(D)
21	Kansas City -----	753	487 506	161 138	35 798	8 044	10	(D)	87	23 896	134	72 787	113	49 619
22	Balance of county -----	3	288	64	20	5	-	-	-	-	1	(D)	-	-

**Places With 2,500 Inhabitants or More: 1992 –Con.**

appendix A. For information on geographic areas followed by ▲, see appendix F]

Selected kind-of-business or operation groups –Con.														
Miscellaneous repair services (SIC 76)		Amusement and recreation services, including motion pictures and museums (SIC 78, 79, 84)		Health services (SIC 80)		Legal services (SIC 81)		Selected educational services (SIC 823, 4, 9)		Social services (SIC 83)		Engineering, accounting, research, management, and related services (except noncommercial research organizations) (SIC 87 ex. 8733)		
Number	Receipts (\$1,000)	Number	Receipts (\$1,000)	Number	Receipts (\$1,000)	Number	Receipts (\$1,000)	Number	Receipts (\$1,000)	Number	Receipts (\$1,000)	Number	Receipts (\$1,000)	
4	1 259	10	1 430	30	12 563	11	1 386	2	(D)	5	(D)	13	1 355	1
2	(D)	2	(D)	3	(D)	2	(D)	–	–	–	–	2	(D)	2
1	(D)	4	301	16	7 977	8	1 121	–	–	2	(D)	9	991	3
1	(D)	4	(D)	11	(D)	1	(D)	2	(D)	3	(D)	2	(D)	4
2	(D)	4	505	11	5 079	6	693	–	–	2	(D)	5	1 230	5
2	(D)	3	(D)	11	5 079	6	693	–	–	1	(D)	5	1 230	6
–	–	1	(D)	–	–	–	–	–	–	1	(D)	–	–	7
2	(D)	4	446	5	2 434	4	458	–	–	–	–	1	(D)	8
–	–	–	–	3	(D)	2	(D)	–	–	1	(D)	2	(D)	9
1	(D)	1	(D)	1	(D)	–	–	–	–	1	(D)	2	(D)	10
5	819	1	(D)	9	2 815	3	(D)	–	–	5	(D)	2	(D)	11
2	(D)	4	168	4	776	4	182	–	–	–	–	1	(D)	12
–	–	1	(D)	13	4 772	6	526	–	–	2	(D)	4	(D)	13
–	–	–	–	7	2 519	5	(D)	–	–	2	(D)	1	(D)	14
–	–	–	–	6	2 253	1	(D)	–	–	–	–	2	(D)	15
–	–	1	(D)	–	–	–	–	–	–	–	–	1	(D)	16
–	–	2	(D)	3	1 427	4	257	–	–	2	(D)	–	–	17
40	22 104	41	108 535	183	144 083	69	25 983	2	(D)	31	5 499	65	39 822	18
–	–	2	(D)	8	(D)	1	(D)	–	–	2	(D)	4	(D)	19
–	–	–	–	5	(D)	1	(D)	–	–	–	–	–	–	20
40	22 104	39	(D)	169	135 226	67	(D)	2	(D)	29	(D)	60	(D)	21
–	–	–	–	1	(D)	–	–	–	–	–	–	1	(D)	22

**Table 5. Summary Statistics for Firms Subject to Federal Income Tax for Places With 350 Establishments or More: 1992**

[Includes only establishments with payroll. For meaning of abbreviations and symbols, see introductory text. For explanation of terms and comparability of 1987 and 1992 censuses, see appendix A. For information on geographic areas followed by ▲, see appendix F]

SIC code	Geographic area and kind of business or operation	Establishments (number)	Receipts (\$1,000)	Annual payroll (\$1,000)	First-quarter payroll (\$1,000)	Paid employees for pay period including March 12 (number)
<b>KANSAS CITY</b>						
	<b>Total</b> .....	<b>753</b>	<b>487 506</b>	<b>161 138</b>	<b>35 798</b>	<b>8 044</b>
<b>70 ex. 704</b>	<b>Hotels, rooming houses, camps, and other lodging places (except membership lodging)</b> .....	<b>10</b>	<b>(D)</b>	<b>(D)</b>	<b>(D)</b>	<b>CC</b>
7011	Hotels and motels .....	9	(D)	(D)	(D)	CC
7011 pt.	Hotels .....	1	(D)	(D)	(D)	BB
7011 pt.	Motels, motor hotels, and tourist courts .....	8	(D)	(D)	(D)	BB
702, 3	Other lodging places .....	1	(D)	(D)	(D)	BB
<b>72</b>	<b>Personal services</b> .....	<b>87</b>	<b>23 896</b>	<b>7 536</b>	<b>1 920</b>	<b>724</b>
721	Laundry, cleaning, and garment services .....	26	11 898	3 439	825	304
7211	Power laundries, family and commercial* .....	1	(D)	(D)	(D)	BB
7213	Linen supply* .....	3	(D)	(D)	(D)	CC
7215	Coin-operated laundries and drycleaning .....	7	1 321	418	77	34
7216	Drycleaning plants, except rug cleaning* .....	7	2 069	671	166	75
7217	Carpet and upholstery cleaning .....	3	(D)	(D)	(D)	AA
7218	Industrial laundrers* .....	—	—	—	—	—
7212, 9	Other laundry, cleaning, and garment services* .....	5	726	626	148	61
722	Photographic studios, portrait .....	3	412	57	15	6
723, 4	Beauty and barber shops .....	32	(D)	(D)	(D)	CC
723	Beauty shops .....	28	2 298	993	225	106
724	Barber shops .....	4	(D)	(D)	(D)	AA
725	Shoe repair shops and shoeshine parlors .....	2	(D)	(D)	(D)	AA
726	Funeral service and crematories .....	10	(D)	(D)	(D)	BB
729	Miscellaneous personal services .....	14	(D)	(D)	(D)	CC
<b>73</b>	<b>Business services</b> .....	<b>134</b>	<b>72 787</b>	<b>24 092</b>	<b>5 216</b>	<b>1 664</b>
731	Advertising .....	4	(D)	(D)	(D)	AA
732	Consumer credit reporting agencies, mercantile reporting agencies, and adjustment and collection agencies .....	4	2 124	1 107	237	45
733	Mailing, reproduction, commercial art and photography, and stenographic services .....	14	(D)	(D)	(D)	BB
734	Services to dwellings and other buildings .....	39	(D)	(D)	(D)	EE
735	Miscellaneous equipment rental and leasing .....	23	(D)	(D)	(D)	CC
736	Personnel supply services .....	10	(D)	(D)	(D)	EE
737	Computer programming, data processing, and other computer related services .....	10	12 868	4 434	1 331	170
7371, 2, 3	Computer programming, prepackaged software, and integrated systems .....	5	4 522	1 831	366	65
7374, 5, 6	Data processing services .....	4	(D)	(D)	(D)	BB
7377, 8, 9	Computer rental and leasing, maintenance, and related services, n.e.c. ....	1	(D)	(D)	(D)	AA
738	Miscellaneous business services .....	30	(D)	(D)	(D)	EE
<b>75</b>	<b>Automotive repair, services, and parking</b> .....	<b>113</b>	<b>49 619</b>	<b>12 394</b>	<b>3 058</b>	<b>658</b>
751	Automotive rental and leasing, without drivers .....	10	14 977	2 114	532	91
752	Automobile parking .....	1	(D)	(D)	(D)	AA
753	Automotive repair shops .....	85	(D)	(D)	(D)	EE
7532	Top, body, and upholstery repair shops and paint shops .....	28	(D)	(D)	(D)	CC
7538	General automotive repair shops .....	34	(D)	(D)	(D)	CC
7533, 4, 6, 7, 9	Other automotive repair shops .....	23	8 580	2 420	617	120
754	Automotive services, except repair .....	17	(D)	(D)	(D)	CC
<b>76</b>	<b>Miscellaneous repair services</b> .....	<b>40</b>	<b>22 104</b>	<b>10 248</b>	<b>2 529</b>	<b>408</b>
762	Electrical repair shops .....	8	4 570	3 555	861	124
7622	Radio and television repair shops .....	3	(D)	(D)	(D)	CC
7623, 9	Other electrical and electronic repair shops .....	5	(D)	(D)	(D)	AA
763	Watch, clock, and jewelry repair .....	—	—	—	—	—
764	Reupholstery and furniture repair .....	3	(D)	(D)	(D)	AA
769	Miscellaneous repair and related services .....	29	(D)	(D)	(D)	EE
<b>78, 79, 84</b>	<b>Amusement and recreation services, including motion pictures and museums</b> .....	<b>39</b>	<b>(D)</b>	<b>(D)</b>	<b>(D)</b>	<b>GG</b>
781, 2	Motion picture production, distribution, and services .....	4	(D)	(D)	(D)	BB
783	Motion picture theaters .....	2	(D)	(D)	(D)	BB
784	Video tape rental .....	4	(D)	(D)	(D)	BB
792	Theatrical producers (except motion picture), bands, orchestras, and entertainers .....	5	1 115	136	47	19
793	Bowling centers .....	6	(D)	(D)	(D)	BB
79 ex. 792, 3, 84	Commercial sports and other amusement and recreation services, including museums .....	18	(D)	(D)	(D)	FF
<b>80</b>	<b>Health services</b> .....	<b>169</b>	<b>135 226</b>	<b>57 651</b>	<b>11 677</b>	<b>1 674</b>
801	Offices and clinics of doctors of medicine .....	89	(D)	(D)	(D)	FF
802	Offices and clinics of dentists .....	39	(D)	(D)	(D)	CC
803	Offices and clinics of doctors of osteopathy .....	—	—	—	—	—
804	Offices and clinics of other health practitioners .....	20	(D)	(D)	(D)	BB
805	Nursing and personal care facilities .....	5	(D)	(D)	(D)	EE
806	Hospitals .....	—	—	—	—	—
807, 8, 9	Other health services .....	16	(D)	(D)	(D)	EE
<b>81</b>	<b>Legal services</b> .....	<b>67</b>	<b>(D)</b>	<b>(D)</b>	<b>(D)</b>	<b>EE</b>
<b>823, 4, 9</b>	<b>Selected educational services</b> .....	<b>2</b>	<b>(D)</b>	<b>(D)</b>	<b>(D)</b>	<b>BB</b>

**Table 5. Summary Statistics for Firms Subject to Federal Income Tax for Places With 350 Establishments or More: 1992 — Con.**

[Includes only establishments with payroll. For meaning of abbreviations and symbols, see introductory text. For explanation of terms and comparability of 1987 and 1992 censuses, see appendix A. For information on geographic areas followed by ▲, see appendix F]

SIC code	Geographic area and kind of business or operation	Establishments (number)	Receipts (\$1,000)	Annual payroll (\$1,000)	First-quarter payroll (\$1,000)	Paid employees for pay period including March 12 (number)
<b>KANSAS CITY — Con.</b>						
<b>83</b>	<b>Social services</b> .....	<b>29</b>	<b>(D)</b>	<b>(D)</b>	<b>(D)</b>	<b>CC</b>
835	Child day care services .....	20	(D)	(D)	(D)	CC
832, 3, 6, 9	Other social services .....	9	3 004	966	226	59
<b>87 ex. 8733</b>	<b>Engineering, accounting, research, management, and related services (except noncommercial research organizations)</b> .....	<b>60</b>	<b>(D)</b>	<b>(D)</b>	<b>(D)</b>	<b>GG</b>
871	Engineering, architectural, and surveying services .....	16	(D)	(D)	(D)	CC
872	Accounting, auditing, and bookkeeping services .....	25	5 581	3 111	510	127
873 ex. 8733	Research, development, and testing services (except noncommercial research organizations) .....	2	(D)	(D)	(D)	AA
874	Management and public relations services .....	17	(D)	(D)	(D)	FF
<b>89</b>	<b>Services, n.e.c.</b> .....	<b>3</b>	<b>(D)</b>	<b>(D)</b>	<b>(D)</b>	<b>BB</b>
<b>LAWRENCE</b>						
	<b>Total</b> .....	<b>490</b>	<b>168 828</b>	<b>60 874</b>	<b>13 997</b>	<b>4 051</b>
<b>70 ex. 704</b>	<b>Hotels, rooming houses, camps, and other lodging places (except membership lodging)</b> .....	<b>16</b>	<b>(D)</b>	<b>(D)</b>	<b>(D)</b>	<b>CC</b>
7011	Hotels and motels .....	11	4 762	1 157	252	162
7011 pt.	Hotels .....	1	(D)	(D)	(D)	BB
7011 pt.	Motels, motor hotels, and tourist courts .....	10	(D)	(D)	(D)	CC
702, 3	Other lodging places .....	5	(D)	(D)	(D)	BB
<b>72</b>	<b>Personal services</b> .....	<b>62</b>	<b>14 916</b>	<b>4 822</b>	<b>1 143</b>	<b>432</b>
721	Laundry, cleaning, and garment services .....	14	(D)	(D)	(D)	CC
7211	Power laundries, family and commercial* .....	—	—	—	—	—
7213	Linen supply* .....	—	—	—	—	—
7215	Coin-operated laundries and drycleaning .....	4	574	163	23	20
7216	Drycleaning plants, except rug cleaning* .....	1	(D)	(D)	(D)	BB
7217	Carpet and upholstery cleaning .....	3	(D)	(D)	(D)	AA
7218	Industrial laundriers* .....	1	(D)	(D)	(D)	BB
7212, 9	Other laundry, cleaning, and garment services* .....	5	(D)	(D)	(D)	BB
722	Photographic studios, portrait .....	7	1 361	365	76	57
723, 4	Beauty and barber shops .....	30	(D)	(D)	(D)	CC
723	Beauty shops .....	28	(D)	(D)	(D)	CC
724	Barber shops .....	2	(D)	(D)	(D)	AA
725	Shoe repair shops and shoeshine parlors .....	2	(D)	(D)	(D)	AA
726	Funeral service and crematories .....	2	(D)	(D)	(D)	AA
729	Miscellaneous personal services .....	7	(D)	(D)	(D)	BB
<b>73</b>	<b>Business services</b> .....	<b>76</b>	<b>27 625</b>	<b>10 144</b>	<b>2 429</b>	<b>993</b>
731	Advertising .....	2	(D)	(D)	(D)	AA
732	Consumer credit reporting agencies, mercantile reporting agencies, and adjustment and collection agencies .....	1	(D)	(D)	(D)	AA
733	Mailing, reproduction, commercial art and photography, and stenographic services .....	8	(D)	(D)	(D)	BB
734	Services to dwellings and other buildings .....	24	(D)	(D)	(D)	CC
735	Miscellaneous equipment rental and leasing .....	10	(D)	(D)	(D)	BB
736	Personnel supply services .....	6	5 603	3 695	749	420
737	Computer programming, data processing, and other computer related services .....	14	2 916	1 226	510	90
7371, 2, 3	Computer programming, prepackaged software, and integrated systems .....	12	(D)	(D)	(D)	BB
7374, 5, 6	Data processing services .....	—	—	—	—	—
7377, 8, 9	Computer rental and leasing, maintenance, and related services, n.e.c. .....	2	(D)	(D)	(D)	AA
738	Miscellaneous business services .....	11	(D)	(D)	(D)	BB
<b>75</b>	<b>Automotive repair, services, and parking</b> .....	<b>46</b>	<b>(D)</b>	<b>(D)</b>	<b>(D)</b>	<b>CC</b>
751	Automotive rental and leasing, without drivers .....	4	940	169	39	12
752	Automobile parking .....	—	—	—	—	—
753	Automotive repair shops .....	36	(D)	(D)	(D)	CC
7532	Top, body, and upholstery repair shops and paint shops .....	8	2 803	917	235	42
7538	General automotive repair shops .....	20	(D)	(D)	(D)	BB
7533, 4, 6, 7, 9	Other automotive repair shops .....	8	2 380	693	160	41
754	Automotive services, except repair .....	6	1 941	395	92	32
<b>76</b>	<b>Miscellaneous repair services</b> .....	<b>22</b>	<b>(D)</b>	<b>(D)</b>	<b>(D)</b>	<b>BB</b>
762	Electrical repair shops .....	5	843	225	67	18
7622	Radio and television repair shops .....	2	(D)	(D)	(D)	AA
7623, 9	Other electrical and electronic repair shops .....	3	(D)	(D)	(D)	AA
763	Watch, clock, and jewelry repair .....	—	—	—	—	—
764	Reupholstery and furniture repair .....	3	(D)	(D)	(D)	AA
769	Miscellaneous repair and related services .....	14	(D)	(D)	(D)	BB



**Table 5. Summary Statistics for Firms Subject to Federal Income Tax for Places With 350 Establishments or More: 1992 — Con.**

[Includes only establishments with payroll. For meaning of abbreviations and symbols, see introductory text. For explanation of terms and comparability of 1987 and 1992 censuses, see appendix A. For information on geographic areas followed by ▲, see appendix F]

SIC code	Geographic area and kind of business or operation	Establishments (number)	Receipts (\$1,000)	Annual payroll (\$1,000)	First-quarter payroll (\$1,000)	Paid employees for pay period including March 12 (number)
<b>LAWRENCE—Con.</b>						
<b>78, 79, 84</b>	<b>Amusement and recreation services, including motion pictures and museums</b> .....	<b>43</b>	<b>10 373</b>	<b>2 267</b>	<b>465</b>	<b>354</b>
781, 2	Motion picture production, distribution, and services .....	2	(D)	(D)	(D)	AA
783	Motion picture theaters .....	6	(D)	(D)	(D)	BB
784	Video tape rental .....	5	(D)	(D)	(D)	BB
792	Theatrical producers (except motion picture), bands, orchestras, and entertainers .....	4	(D)	(D)	(D)	AA
793	Bowling centers .....	2	(D)	(D)	(D)	BB
79 ex. 792, 3; 84	Commercial sports and other amusement and recreation services, including museums .....	24	(D)	(D)	(D)	CC
<b>80</b>	<b>Health services</b> .....	<b>105</b>	<b>49 752</b>	<b>20 911</b>	<b>4 631</b>	<b>985</b>
801	Offices and clinics of doctors of medicine .....	35	(D)	(D)	(D)	EE
802	Offices and clinics of dentists .....	29	(D)	(D)	(D)	CC
803	Offices and clinics of doctors of osteopathy .....	2	(D)	(D)	(D)	AA
804	Offices and clinics of other health practitioners .....	33	(D)	(D)	(D)	CC
805	Nursing and personal care facilities .....	3	(D)	(D)	(D)	EE
806	Hospitals .....	—	—	—	—	—
807, 8, 9	Other health services .....	3	(D)	(D)	(D)	AA
<b>81</b>	<b>Legal services</b> .....	<b>31</b>	<b>(D)</b>	<b>(D)</b>	<b>(D)</b>	<b>CC</b>
<b>823, 4, 9</b>	<b>Selected educational services</b> .....	<b>5</b>	<b>(D)</b>	<b>(D)</b>	<b>(D)</b>	<b>BB</b>
<b>83</b>	<b>Social services</b> .....	<b>16</b>	<b>(D)</b>	<b>(D)</b>	<b>(D)</b>	<b>CC</b>
835	Child day care services .....	11	(D)	(D)	(D)	CC
832, 3, 6, 9	Other social services .....	5	756	341	78	28
<b>87 ex. 8733</b>	<b>Engineering, accounting, research, management, and related services (except noncommercial research organizations)</b> .....	<b>60</b>	<b>26 845</b>	<b>11 148</b>	<b>2 581</b>	<b>390</b>
871	Engineering, architectural, and surveying services .....	19	(D)	(D)	(D)	CC
872	Accounting, auditing, and bookkeeping services .....	17	(D)	(D)	(D)	BB
873 ex. 87333	Research, development, and testing services (except noncommercial research organizations) .....	3	(D)	(D)	(D)	CC
874	Management and public relations services .....	21	5 793	2 412	486	71
<b>89</b>	<b>Services, n.e.c.</b> .....	<b>8</b>	<b>6 540</b>	<b>2 337</b>	<b>592</b>	<b>140</b>
<b>LENEXA</b>						
	<b>Total</b> .....	<b>399</b>	<b>413 651</b>	<b>137 673</b>	<b>33 911</b>	<b>6 945</b>
<b>70 ex. 704</b>	<b>Hotels, rooming houses, camps, and other lodging places (except membership lodging)</b> .....	<b>7</b>	<b>10 441</b>	<b>2 229</b>	<b>540</b>	<b>246</b>
7011	Hotels and motels .....	6	(D)	(D)	(D)	CC
7011 pt.	Hotels .....	1	(D)	(D)	(D)	CC
7011 pt.	Motels, motor hotels, and tourist courts .....	5	(D)	(D)	(D)	CC
702, 3	Other lodging places .....	1	(D)	(D)	(D)	AA
<b>72</b>	<b>Personal services</b> .....	<b>37</b>	<b>11 936</b>	<b>3 605</b>	<b>964</b>	<b>339</b>
721	Laundry, cleaning, and garment services .....	12	2 845	1 061	258	109
7211	Power laundries, family and commercial* .....	—	—	—	—	—
7213	Linen supply* .....	—	—	—	—	—
7215	Coin-operated laundries and drycleaning .....	1	(D)	(D)	(D)	AA
7216	Drycleaning plants, except rug cleaning* .....	5	757	271	63	44
7217	Carpet and upholstery cleaning .....	2	(D)	(D)	(D)	BB
7218	Industrial launderers* .....	—	—	—	—	—
7212, 9	Other laundry, cleaning, and garment services* .....	4	(D)	(D)	(D)	BB
722	Photographic studios, portrait .....	2	(D)	(D)	(D)	BB
723, 4	Beauty and barber shops .....	15	1 632	740	189	70
723	Beauty shops .....	15	1 632	740	189	70
724	Barber shops .....	—	—	—	—	—
725	Shoe repair shops and shoeshine parlors .....	—	—	—	—	—
726	Funeral service and crematories .....	—	—	—	—	—
729	Miscellaneous personal services .....	8	(D)	(D)	(D)	BB
<b>73</b>	<b>Business services</b> .....	<b>119</b>	<b>143 921</b>	<b>49 294</b>	<b>12 178</b>	<b>2 810</b>
731	Advertising .....	8	2 836	458	102	24
732	Consumer credit reporting agencies, mercantile reporting agencies, and adjustment and collection agencies .....	2	(D)	(D)	(D)	AA
733	Mailing, reproduction, commercial art and photography, and stenographic services .....	13	22 904	6 989	1 650	227
734	Services to dwellings and other buildings .....	13	2 452	1 355	327	147
735	Miscellaneous equipment rental and leasing .....	8	15 140	2 208	528	109
736	Personnel supply services .....	10	13 753	10 026	2 616	1 243
737	Computer programming, data processing, and other computer related services .....	41	72 623	22 894	5 834	687
7371, 2, 3	Computer programming, prepackaged software, and integrated systems .....	21	30 952	9 498	1 935	276
7374, 5, 6	Data processing services .....	6	23 745	8 755	2 684	273
7377, 8, 9	Computer rental and leasing, maintenance, and related services, n.e.c. .....	14	17 926	4 641	1 215	138
738	Miscellaneous business services .....	24	(D)	(D)	(D)	EE

**Table 5. Summary Statistics for Firms Subject to Federal Income Tax for Places With 350 Establishments or More: 1992 — Con.**

[Includes only establishments with payroll. For meaning of abbreviations and symbols, see introductory text. For explanation of terms and comparability of 1987 and 1992 censuses, see appendix A. For information on geographic areas followed by ▲, see appendix F]

SIC code	Geographic area and kind of business or operation	Establishments (number)	Receipts (\$1,000)	Annual payroll (\$1,000)	First-quarter payroll (\$1,000)	Paid employees for pay period including March 12 (number)
<b>LENEXA—Con.</b>						
<b>75</b>	<b>Automotive repair, services, and parking</b> .....	<b>18</b>	<b>7 206</b>	<b>2 243</b>	<b>563</b>	<b>235</b>
751	Automotive rental and leasing, without drivers .....	1	(D)	(D)	(D)	AA
752	Automobile parking .....	—	—	—	—	—
753	Automotive repair shops .....	12	4 247	1 235	328	52
7532	Top, body, and upholstery repair shops and paint shops .....	3	(D)	(D)	(D)	BB
7538	General automotive repair shops .....	8	2 051	527	119	25
7533, 4, 6, 7, 9	Other automotive repair shops .....	1	(D)	(D)	(D)	AA
754	Automotive services, except repair .....	5	(D)	(D)	(D)	CC
<b>76</b>	<b>Miscellaneous repair services</b> .....	<b>23</b>	<b>10 002</b>	<b>4 425</b>	<b>1 097</b>	<b>239</b>
762	Electrical repair shops .....	9	4 177	2 199	595	89
7622	Radio and television repair shops .....	4	(D)	(D)	(D)	BB
7623, 9	Other electrical and electronic repair shops .....	5	(D)	(D)	(D)	BB
763	Watch, clock, and jewelry repair .....	—	—	—	—	—
764	Reupholstery and furniture repair .....	3	345	116	25	10
769	Miscellaneous repair and related services .....	11	5 480	2 110	477	140
<b>78, 79, 84</b>	<b>Amusement and recreation services, including motion pictures and museums</b> .....	<b>25</b>	<b>9 599</b>	<b>1 685</b>	<b>418</b>	<b>189</b>
781, 2	Motion picture production, distribution, and services .....	4	4 076	404	96	10
783	Motion picture theaters .....	—	—	—	—	—
784	Video tape rental .....	3	(D)	(D)	(D)	BB
792	Theatrical producers (except motion picture), bands, orchestras, and entertainers .....	1	(D)	(D)	(D)	AA
793	Bowling centers .....	—	—	—	—	—
79 ex. 792, 3; 84	Commercial sports and other amusement and recreation services, including museums .....	17	(D)	(D)	(D)	CC
<b>80</b>	<b>Health services</b> .....	<b>59</b>	<b>134 003</b>	<b>38 230</b>	<b>9 902</b>	<b>1 564</b>
801	Offices and clinics of doctors of medicine .....	10	4 498	1 847	459	27
802	Offices and clinics of dentists .....	13	5 253	2 376	493	94
803	Offices and clinics of doctors of osteopathy .....	2	(D)	(D)	(D)	AA
804	Offices and clinics of other health practitioners .....	10	1 900	714	166	42
805	Nursing and personal care facilities .....	3	(D)	(D)	(D)	EE
806	Hospitals .....	1	(D)	(D)	(D)	CC
807, 8, 9	Other health services .....	20	105 468	26 485	7 114	960
<b>81</b>	<b>Legal services</b> .....	<b>9</b>	<b>4 427</b>	<b>2 242</b>	<b>424</b>	<b>60</b>
<b>823, 4, 9</b>	<b>Selected educational services</b> .....	<b>8</b>	<b>1 212</b>	<b>437</b>	<b>117</b>	<b>25</b>
<b>83</b>	<b>Social services</b> .....	<b>13</b>	<b>2 856</b>	<b>1 152</b>	<b>262</b>	<b>137</b>
835	Child day care services .....	12	(D)	(D)	(D)	CC
832, 3, 6, 9	Other social services .....	1	(D)	(D)	(D)	AA
<b>87 ex. 8733</b>	<b>Engineering, accounting, research, management, and related services (except noncommercial research organizations)</b> .....	<b>74</b>	<b>71 820</b>	<b>29 273</b>	<b>6 791</b>	<b>1 011</b>
871	Engineering, architectural, and surveying services .....	24	28 731	12 064	2 704	312
872	Accounting, auditing, and bookkeeping services .....	15	2 692	928	233	56
873 ex. 8733	Research, development, and testing services (except noncommercial research organizations) .....	10	15 625	7 351	1 683	307
874	Management and public relations services .....	25	24 772	8 930	2 171	336
<b>89</b>	<b>Services, n.e.c.</b> .....	<b>7</b>	<b>6 228</b>	<b>2 858</b>	<b>655</b>	<b>90</b>
<b>OLATHE</b>						
	<b>Total</b> .....	<b>443</b>	<b>225 943</b>	<b>83 405</b>	<b>19 071</b>	<b>4 176</b>
<b>70 ex. 704</b>	<b>Hotels, rooming houses, camps, and other lodging places (except membership lodging)</b> .....	<b>5</b>	<b>(D)</b>	<b>(D)</b>	<b>(D)</b>	<b>CC</b>
7011	Hotels and motels .....	3	2 379	523	265	162
7011 pt. 7011 pt.	Hotels .....	—	—	—	—	—
	Motels, motor hotels, and tourist courts .....	3	2 379	523	265	162
702, 3	Other lodging places .....	2	(D)	(D)	(D)	AA
<b>72</b>	<b>Personal services</b> .....	<b>54</b>	<b>9 533</b>	<b>3 308</b>	<b>730</b>	<b>334</b>
721	Laundry, cleaning, and garment services .....	14	3 557	1 289	283	137
7211	Power laundries, family and commercial* .....	—	—	—	—	—
7213	Linen supply* .....	—	—	—	—	—
7215	Coin-operated laundries and drycleaning .....	1	(D)	(D)	(D)	AA
7216	Drycleaning plants, except rug cleaning* .....	9	1 890	655	149	79
7217	Carpet and upholstery cleaning .....	3	(D)	(D)	(D)	BB
7218	Industrial launderers* .....	—	—	—	—	—
7212, 9	Other laundry, cleaning, and garment services* .....	1	(D)	(D)	(D)	AA
722	Photographic studios, portrait .....	3	618	78	10	7
723, 4	Beauty and barber shops .....	30	3 391	1 549	347	122
723	Beauty shops .....	28	(D)	(D)	(D)	CC
724	Barber shops .....	2	(D)	(D)	(D)	AA
725	Shoe repair shops and shoeshine parlors .....	1	(D)	(D)	(D)	AA
726	Funeral service and crematories .....	1	(D)	(D)	(D)	AA
729	Miscellaneous personal services .....	5	(D)	(D)	(D)	BB

**Table 5. Summary Statistics for Firms Subject to Federal Income Tax for Places With 350 Establishments or More: 1992 — Con.**

[Includes only establishments with payroll. For meaning of abbreviations and symbols, see introductory text. For explanation of terms and comparability of 1987 and 1992 censuses, see appendix A. For information on geographic areas followed by ▲, see appendix F]

SIC code	Geographic area and kind of business or operation	Establishments (number)	Receipts (\$1,000)	Annual payroll (\$1,000)	First-quarter payroll (\$1,000)	Paid employees for pay period including March 12 (number)
	<b>OLATHE—Con.</b>					
<b>73</b>	<b>Business services</b> .....	<b>85</b>	<b>31 721</b>	<b>10 903</b>	<b>2 037</b>	<b>723</b>
731	Advertising .....	7	753	148	40	4
732	Consumer credit reporting agencies, mercantile reporting agencies, and adjustment and collection agencies .....	3	(D)	(D)	(D)	AA
733	Mailing, reproduction, commercial art and photography, and stenographic services .....	4	758	216	57	14
734	Services to dwellings and other buildings .....	27	3 012	1 350	300	197
735	Miscellaneous equipment rental and leasing .....	11	5 166	1 179	274	59
736	Personnel supply services .....	2	(D)	(D)	(D)	CC
737	Computer programming, data processing, and other computer related services .....	12	2 746	856	217	41
7371, 2, 3	Computer programming, prepackaged software, and integrated systems .....	4	(D)	(D)	(D)	AA
7374, 5, 6	Data processing services .....	5	1 398	720	194	37
7377, 8, 9	Computer rental and leasing, maintenance, and related services, n.e.c. ....	3	(D)	(D)	(D)	AA
738	Miscellaneous business services .....	19	15 302	4 180	715	180
<b>75</b>	<b>Automotive repair, services, and parking</b> .....	<b>47</b>	<b>19 752</b>	<b>4 474</b>	<b>1 150</b>	<b>221</b>
751	Automotive rental and leasing, without drivers .....	4	3 020	457	118	23
752	Automobile parking .....	—	—	—	—	—
753	Automotive repair shops .....	37	15 427	3 657	957	170
7532	Top, body, and upholstery repair shops and paint shops .....	10	5 017	1 491	406	46
7538	General automotive repair shops .....	18	7 013	1 319	349	77
7533, 4, 6, 7, 9	Other automotive repair shops .....	9	3 397	847	202	47
754	Automotive services, except repair .....	6	1 305	360	75	28
<b>76</b>	<b>Miscellaneous repair services</b> .....	<b>21</b>	<b>7 467</b>	<b>2 082</b>	<b>488</b>	<b>92</b>
762	Electrical repair shops .....	8	3 351	802	218	38
7622	Radio and television repair shops .....	3	271	76	34	12
7623, 9	Other electrical and electronic repair shops .....	5	3 080	726	184	26
763	Watch, clock, and jewelry repair .....	—	—	—	—	—
764	Reupholstery and furniture repair .....	3	286	95	20	6
769	Miscellaneous repair and related services .....	10	3 830	1 185	250	48
<b>78, 79, 84</b>	<b>Amusement and recreation services, including motion pictures and museums</b> .....	<b>22</b>	<b>15 036</b>	<b>3 122</b>	<b>713</b>	<b>457</b>
781, 2	Motion picture production, distribution, and services .....	1	(D)	(D)	(D)	AA
783	Motion picture theaters .....	1	(D)	(D)	(D)	BB
784	Video tape rental .....	4	(D)	(D)	(D)	BB
792	Theatrical producers (except motion picture), bands, orchestras, and entertainers .....	1	(D)	(D)	(D)	AA
793	Bowling centers .....	2	(D)	(D)	(D)	BB
79 ex. 792, 3; 84	Commercial sports and other amusement and recreation services, including museums .....	13	3 990	1 352	311	246
<b>80</b>	<b>Health services</b> .....	<b>116</b>	<b>100 046</b>	<b>44 042</b>	<b>10 461</b>	<b>1 638</b>
801	Offices and clinics of doctors of medicine .....	44	38 469	20 166	4 850	624
802	Offices and clinics of dentists .....	31	9 741	4 134	814	176
803	Offices and clinics of doctors of osteopathy .....	4	911	280	68	21
804	Offices and clinics of other health practitioners .....	24	5 164	1 264	277	63
805	Nursing and personal care facilities .....	3	10 231	5 397	1 340	324
806	Hospitals .....	1	(D)	(D)	(D)	CC
807, 8, 9	Other health services .....	9	(D)	(D)	(D)	EE
<b>81</b>	<b>Legal services</b> .....	<b>21</b>	<b>6 315</b>	<b>2 506</b>	<b>523</b>	<b>81</b>
<b>823, 4, 9</b>	<b>Selected educational services</b> .....	<b>3</b>	<b>(D)</b>	<b>(D)</b>	<b>(D)</b>	<b>BB</b>
<b>83</b>	<b>Social services</b> .....	<b>19</b>	<b>4 817</b>	<b>2 054</b>	<b>457</b>	<b>202</b>
835	Child day care services .....	12	2 609	1 006	227	150
832, 3, 6, 9	Other social services .....	7	2 208	1 048	230	52
<b>87 ex. 8733</b>	<b>Engineering, accounting, research, management, and related services (except noncommercial research organizations)</b> .....	<b>46</b>	<b>26 670</b>	<b>9 188</b>	<b>2 052</b>	<b>212</b>
871	Engineering, architectural, and surveying services .....	18	10 815	5 064	1 140	107
872	Accounting, auditing, and bookkeeping services .....	11	(D)	(D)	(D)	BB
873 ex. 8733	Research, development, and testing services (except noncommercial research organizations) .....	1	(D)	(D)	(D)	AA
874	Management and public relations services .....	16	14 146	3 231	700	63
<b>89</b>	<b>Services, n.e.c.</b> .....	<b>4</b>	<b>(D)</b>	<b>(D)</b>	<b>(D)</b>	<b>AA</b>

**Table 5. Summary Statistics for Firms Subject to Federal Income Tax for Places With 350 Establishments or More: 1992 — Con.**

[Includes only establishments with payroll. For meaning of abbreviations and symbols, see introductory text. For explanation of terms and comparability of 1987 and 1992 censuses, see appendix A. For information on geographic areas followed by ▲, see appendix F]

SIC code	Geographic area and kind of business or operation	Establishments (number)	Receipts (\$1,000)	Annual payroll (\$1,000)	First-quarter payroll (\$1,000)	Paid employees for pay period including March 12 (number)
<b>OVERLAND PARK</b>						
	<b>Total</b> .....	<b>1 594</b>	<b>1 414 107</b>	<b>563 216</b>	<b>129 789</b>	<b>22 673</b>
<b>70 ex. 704</b>	<b>Hotels, rooming houses, camps, and other lodging places (except membership lodging)</b> .....	<b>18</b>	<b>64 788</b>	<b>18 011</b>	<b>4 083</b>	<b>1 650</b>
7011	Hotels and motels .....	18	64 788	18 011	4 083	1 650
7011 pt.	Hotels .....	14	58 717	16 250	3 724	1 522
7011 pt.	Motels, motor hotels, and tourist courts .....	4	6 071	1 761	359	128
702, 3	Other lodging places .....	—	—	—	—	—
<b>72</b>	<b>Personal services</b> .....	<b>162</b>	<b>34 995</b>	<b>12 951</b>	<b>3 178</b>	<b>1 237</b>
721	Laundry, cleaning, and garment services .....	46	7 318	2 130	557	256
7211	Power laundries, family and commercial* .....	1	(D)	(D)	(D)	AA
7213	Linen supply* .....	—	—	—	—	—
7215	Coin-operated laundries and drycleaning .....	2	(D)	(D)	(D)	AA
7216	Drycleaning plants, except rug cleaning* .....	30	5 646	1 630	434	199
7217	Carpet and upholstery cleaning .....	7	503	157	46	17
7218	Industrial laundriers* .....	—	—	—	—	—
7212, 9	Other laundry, cleaning, and garment services* .....	6	616	147	34	22
722	Photographic studios, portrait .....	11	3 565	691	135	87
723, 4	Beauty and barber shops .....	80	15 961	7 503	1 748	554
723	Beauty shops .....	71	14 900	7 086	1 616	525
724	Barber shops .....	9	1 061	417	132	29
725	Shoe repair shops and shoeshine parlors .....	3	(D)	(D)	(D)	AA
726	Funeral service and crematories .....	1	(D)	(D)	(D)	AA
729	Miscellaneous personal services .....	21	(D)	(D)	(D)	EE
<b>73</b>	<b>Business services</b> .....	<b>372</b>	<b>321 186</b>	<b>141 927</b>	<b>31 990</b>	<b>7 332</b>
731	Advertising .....	43	46 233	17 955	4 695	713
732	Consumer credit reporting agencies, mercantile reporting agencies, and adjustment and collection agencies .....	13	20 451	7 917	1 861	386
733	Mailing, reproduction, commercial art and photography, and stenographic services .....	39	25 665	7 902	1 751	259
734	Services to dwellings and other buildings .....	49	9 240	4 457	1 082	587
735	Miscellaneous equipment rental and leasing .....	8	4 275	1 222	280	52
736	Personnel supply services .....	68	69 695	46 019	9 065	3 571
737	Computer programming, data processing, and other computer related services .....	79	102 971	40 485	9 905	987
7371, 2, 3	Computer programming, prepackaged software, and integrated systems .....	50	76 798	34 292	8 060	767
7374, 5, 6	Data processing services .....	13	16 702	4 359	1 320	150
7377, 8, 9	Computer rental and leasing, maintenance, and related services, n.e.c. ....	16	9 471	1 834	525	70
738	Miscellaneous business services .....	73	42 656	15 970	3 351	777
<b>75</b>	<b>Automotive repair, services, and parking</b> .....	<b>79</b>	<b>50 192</b>	<b>11 720</b>	<b>2 482</b>	<b>523</b>
751	Automotive rental and leasing, without drivers .....	9	24 192	4 129	799	129
752	Automobile parking .....	1	(D)	(D)	(D)	AA
753	Automotive repair shops .....	50	20 501	5 849	1 304	250
7532	Top, body, and upholstery repair shops and paint shops .....	16	7 220	2 374	533	107
7538	General automotive repair shops .....	23	8 915	2 263	483	88
7533, 4, 6, 7, 9	Other automotive repair shops .....	11	4 366	1 212	288	55
754	Automotive services, except repair .....	19	(D)	(D)	(D)	CC
<b>76</b>	<b>Miscellaneous repair services</b> .....	<b>40</b>	<b>19 491</b>	<b>7 000</b>	<b>1 681</b>	<b>351</b>
762	Electrical repair shops .....	15	9 475	3 998	945	231
7622	Radio and television repair shops .....	6	2 365	866	197	30
7623, 9	Other electrical and electronic repair shops .....	9	7 110	3 132	748	201
763	Watch, clock, and jewelry repair .....	5	533	162	38	13
764	Reupholstery and furniture repair .....	4	516	163	37	10
769	Miscellaneous repair and related services .....	16	8 967	2 677	661	97
<b>78, 79, 84</b>	<b>Amusement and recreation services, including motion pictures and museums</b> .....	<b>71</b>	<b>42 332</b>	<b>7 338</b>	<b>1 864</b>	<b>976</b>
781, 2	Motion picture production, distribution, and services .....	10	2 912	373	104	26
783	Motion picture theaters .....	6	11 412	890	195	187
784	Video tape rental .....	11	3 750	550	126	77
792	Theatrical producers (except motion picture), bands, orchestras, and entertainers .....	8	(D)	(D)	(D)	BB
793	Bowling centers .....	2	(D)	(D)	(D)	BB
79 ex. 792, 3, 84	Commercial sports and other amusement and recreation services, including museums .....	34	21 013	4 774	1 255	585
<b>80</b>	<b>Health services</b> .....	<b>367</b>	<b>423 302</b>	<b>186 095</b>	<b>43 668</b>	<b>5 898</b>
801	Offices and clinics of doctors of medicine .....	180	198 691	104 659	22 351	1 983
802	Offices and clinics of dentists .....	82	24 688	9 455	2 183	435
803	Offices and clinics of doctors of osteopathy .....	8	4 803	3 067	645	96
804	Offices and clinics of other health practitioners .....	51	14 362	5 397	1 123	219
805	Nursing and personal care facilities .....	8	21 433	8 399	2 395	683
806	Hospitals .....	4	115 136	38 648	9 935	1 415
807, 8, 9	Other health services .....	34	44 189	16 470	5 036	1 067
<b>81</b>	<b>Legal services</b> .....	<b>120</b>	<b>90 846</b>	<b>42 771</b>	<b>9 069</b>	<b>881</b>
<b>823, 4, 9</b>	<b>Selected educational services</b> .....	<b>12</b>	<b>(D)</b>	<b>(D)</b>	<b>(D)</b>	<b>CC</b>

**Table 5. Summary Statistics for Firms Subject to Federal Income Tax for Places With 350 Establishments or More: 1992 — Con.**

[Includes only establishments with payroll. For meaning of abbreviations and symbols, see introductory text. For explanation of terms and comparability of 1987 and 1992 censuses, see appendix A. For information on geographic areas followed by ▲, see appendix F]

SIC code	Geographic area and kind of business or operation	Establishments (number)	Receipts (\$1,000)	Annual payroll (\$1,000)	First-quarter payroll (\$1,000)	Paid employees for pay period including March 12 (number)
<b>OVERLAND PARK—Con.</b>						
<b>83</b>	<b>Social services</b> .....	<b>34</b>	<b>9 190</b>	<b>3 917</b>	<b>958</b>	<b>368</b>
835	Child day care services .....	24	5 875	2 445	595	295
832, 3, 6, 9	Other social services .....	10	3 315	1 472	363	73
<b>87 ex. 8733</b>	<b>Engineering, accounting, research, management, and related services (except noncommercial research organizations)</b> .....	<b>297</b>	<b>315 806</b>	<b>119 236</b>	<b>28 044</b>	<b>3 103</b>
871	Engineering, architectural, and surveying services .....	65	196 146	69 117	16 474	1 520
872	Accounting, auditing, and bookkeeping services .....	93	27 126	12 624	2 392	377
873 ex. 8733	Research, development, and testing services (except noncommercial research organizations) .....	19	13 258	6 077	2 121	404
874	Management and public relations services .....	120	79 276	31 418	7 057	802
<b>89</b>	<b>Services, n.e.c.</b> .....	<b>22</b>	<b>(D)</b>	<b>(D)</b>	<b>(D)</b>	<b>CC</b>
<b>SALINA</b>						
	<b>Total</b> .....	<b>393</b>	<b>186 606</b>	<b>77 105</b>	<b>19 499</b>	<b>4 569</b>
<b>70 ex. 704</b>	<b>Hotels, rooming houses, camps, and other lodging places (except membership lodging)</b> .....	<b>17</b>	<b>10 892</b>	<b>2 855</b>	<b>613</b>	<b>396</b>
7011	Hotels and motels .....	14	(D)	(D)	(D)	EE
7011 pt.	Hotels .....	2	(D)	(D)	(D)	BB
7011 pt.	Motels, motor hotels, and tourist courts .....	12	(D)	(D)	(D)	EE
702, 3	Other lodging places .....	3	(D)	(D)	(D)	AA
<b>72</b>	<b>Personal services</b> .....	<b>45</b>	<b>9 519</b>	<b>3 159</b>	<b>790</b>	<b>292</b>
721	Laundry, cleaning, and garment services .....	12	2 955	709	173	56
7211	Power laundries, family and commercial* .....	2	(D)	(D)	(D)	AA
7213	Linen supply* .....	—	—	—	—	—
7215	Coin-operated laundries and drycleaning .....	3	221	49	14	9
7216	Drycleaning plants, except rug cleaning* .....	3	489	195	48	17
7217	Carpet and upholstery cleaning .....	2	(D)	(D)	(D)	AA
7218	Industrial laundries* .....	1	(D)	(D)	(D)	AA
7212, 9	Other laundry, cleaning, and garment services* .....	1	(D)	(D)	(D)	AA
722	Photographic studios, portrait .....	3	555	74	38	15
723, 4	Beauty and barber shops .....	19	2 441	1 097	270	104
723	Beauty shops .....	18	(D)	(D)	(D)	CC
724	Barber shops .....	1	(D)	(D)	(D)	AA
725	Shoe repair shops and shoeshine parlors .....	1	(D)	(D)	(D)	AA
726	Funeral service and crematories .....	4	(D)	(D)	(D)	BB
729	Miscellaneous personal services .....	6	1 963	730	205	93
<b>73</b>	<b>Business services</b> .....	<b>60</b>	<b>(D)</b>	<b>(D)</b>	<b>(D)</b>	<b>FF</b>
731	Advertising .....	3	(D)	(D)	(D)	BB
732	Consumer credit reporting agencies, mercantile reporting agencies, and adjustment and collection agencies .....	3	(D)	(D)	(D)	BB
733	Mailing, reproduction, commercial art and photography, and stenographic services .....	2	(D)	(D)	(D)	AA
734	Services to dwellings and other buildings .....	22	4 012	1 570	361	145
735	Miscellaneous equipment rental and leasing .....	3	(D)	(D)	(D)	AA
736	Personnel supply services .....	6	7 396	4 788	1 159	325
737	Computer programming, data processing, and other computer related services .....	6	(D)	(D)	(D)	BB
7371, 2, 3	Computer programming, prepackaged software, and integrated systems .....	4	1 685	697	151	36
7374, 5, 6	Data processing services .....	1	(D)	(D)	(D)	AA
7377, 8, 9	Computer rental and leasing, maintenance, and related services, n.e.c. ....	1	(D)	(D)	(D)	AA
738	Miscellaneous business services .....	15	(D)	(D)	(D)	CC
<b>75</b>	<b>Automotive repair, services, and parking</b> .....	<b>56</b>	<b>14 080</b>	<b>3 126</b>	<b>722</b>	<b>190</b>
751	Automotive rental and leasing, without drivers .....	3	(D)	(D)	(D)	AA
752	Automobile parking .....	1	(D)	(D)	(D)	AA
753	Automotive repair shops .....	44	10 290	2 525	580	146
7532	Top, body, and upholstery repair shops and paint shops .....	10	(D)	(D)	(D)	BB
7538	General automotive repair shops .....	21	4 462	969	224	65
7533, 4, 6, 7, 9	Other automotive repair shops .....	13	(D)	(D)	(D)	BB
754	Automotive services, except repair .....	8	(D)	(D)	(D)	BB
<b>76</b>	<b>Miscellaneous repair services</b> .....	<b>20</b>	<b>(D)</b>	<b>(D)</b>	<b>(D)</b>	<b>CC</b>
762	Electrical repair shops .....	7	2 137	896	182	55
7622	Radio and television repair shops .....	2	(D)	(D)	(D)	AA
7623, 9	Other electrical and electronic repair shops .....	5	(D)	(D)	(D)	BB
763	Watch, clock, and jewelry repair .....	—	—	—	—	—
764	Reupholstery and furniture repair .....	1	(D)	(D)	(D)	AA
769	Miscellaneous repair and related services .....	12	(D)	(D)	(D)	BB

**Table 5. Summary Statistics for Firms Subject to Federal Income Tax for Places With 350 Establishments or More: 1992 — Con.**

[Includes only establishments with payroll. For meaning of abbreviations and symbols, see introductory text. For explanation of terms and comparability of 1987 and 1992 censuses, see appendix A. For information on geographic areas followed by ▲, see appendix F]

SIC code	Geographic area and kind of business or operation	Establishments (number)	Receipts (\$1,000)	Annual payroll (\$1,000)	First-quarter payroll (\$1,000)	Paid employees for pay period including March 12 (number)
	<b>SALINA—Con.</b>					
<b>78, 79, 84</b>	<b>Amusement and recreation services, including motion pictures and museums</b> -----	<b>17</b>	<b>(D)</b>	<b>(D)</b>	<b>(D)</b>	<b>CC</b>
781, 2	Motion picture production, distribution, and services -----	2	(D)	(D)	(D)	AA
783	Motion picture theaters -----	4	(D)	(D)	(D)	BB
784	Video tape rental -----	4	827	148	42	20
792	Theatrical producers (except motion picture), bands, orchestras, and entertainers -----	—	—	—	—	—
793	Bowling centers -----	2	(D)	(D)	(D)	BB
79 ex. 792, 3; 84	Commercial sports and other amusement and recreation services, including museums -----	5	(D)	(D)	(D)	BB
<b>80</b>	<b>Health services</b> -----	<b>93</b>	<b>63 904</b>	<b>31 695</b>	<b>9 266</b>	<b>1 867</b>
801	Offices and clinics of doctors of medicine -----	32	36 873	21 261	6 905	1 202
802	Offices and clinics of dentists -----	24	8 060	2 381	467	128
803	Offices and clinics of doctors of osteopathy -----	—	—	—	—	—
804	Offices and clinics of other health practitioners -----	25	6 641	2 023	386	91
805	Nursing and personal care facilities -----	6	6 673	4 431	1 060	350
806	Hospitals -----	—	—	—	—	—
807, 8, 9	Other health services -----	6	5 657	1 599	448	96
<b>81</b>	<b>Legal services</b> -----	<b>19</b>	<b>8 964</b>	<b>3 130</b>	<b>638</b>	<b>119</b>
<b>823, 4, 9</b>	<b>Selected educational services</b> -----	<b>1</b>	<b>(D)</b>	<b>(D)</b>	<b>(D)</b>	<b>AA</b>
<b>83</b>	<b>Social services</b> -----	<b>14</b>	<b>(D)</b>	<b>(D)</b>	<b>(D)</b>	<b>BB</b>
835	Child day care services -----	10	404	124	33	20
832, 3, 6, 9	Other social services -----	4	(D)	(D)	(D)	AA
<b>87 ex. 8733</b>	<b>Engineering, accounting, research, management, and related services (except noncommercial research organizations)</b> -----	<b>49</b>	<b>45 238</b>	<b>20 176</b>	<b>4 409</b>	<b>672</b>
871	Engineering, architectural, and surveying services -----	23	14 640	6 227	1 408	222
872	Accounting, auditing, and bookkeeping services -----	13	8 439	4 227	951	155
873 ex. 8733	Research, development, and testing services (except noncommercial research organizations) -----	6	9 978	3 826	709	107
874	Management and public relations services -----	7	12 181	5 896	1 341	188
<b>89</b>	<b>Services, n.e.c.</b> -----	<b>2</b>	<b>(D)</b>	<b>(D)</b>	<b>(D)</b>	<b>AA</b>
	<b>TOPEKA</b>					
	<b>Total</b> -----	<b>1 201</b>	<b>626 625</b>	<b>259 240</b>	<b>56 569</b>	<b>12 811</b>
<b>70 ex. 704</b>	<b>Hotels, rooming houses, camps, and other lodging places (except membership lodging)</b> -----	<b>22</b>	<b>(D)</b>	<b>(D)</b>	<b>(D)</b>	<b>FF</b>
7011	Hotels and motels -----	21	(D)	(D)	(D)	FF
7011 pt.	Hotels -----	9	(D)	(D)	(D)	EE
7011 pt.	Motels, motor hotels, and tourist courts -----	12	6 837	1 235	363	192
702, 3	Other lodging places -----	1	(D)	(D)	(D)	AA
<b>72</b>	<b>Personal services</b> -----	<b>146</b>	<b>35 214</b>	<b>11 611</b>	<b>2 835</b>	<b>1 074</b>
721	Laundry, cleaning, and garment services -----	25	(D)	(D)	(D)	EE
7211	Power laundries, family and commercial* -----	1	(D)	(D)	(D)	AA
7213	Linen supply* -----	1	(D)	(D)	(D)	BB
7215	Coin-operated laundries and drycleaning -----	4	(D)	(D)	(D)	BB
7216	Drycleaning plants, except rug cleaning* -----	9	4 491	1 389	334	152
7217	Carpet and upholstery cleaning -----	5	986	411	89	31
7218	Industrial laundriers* -----	2	(D)	(D)	(D)	BB
7212, 9	Other laundry, cleaning, and garment services* -----	3	(D)	(D)	(D)	AA
722	Photographic studios, portrait -----	14	(D)	(D)	(D)	BB
723, 4	Beauty and barber shops -----	76	8 536	3 828	907	324
723	Beauty shops -----	70	8 220	3 738	886	317
724	Barber shops -----	6	316	90	21	7
725	Shoe repair shops and shoeshine parlors -----	1	(D)	(D)	(D)	AA
726	Funeral service and crematories -----	7	(D)	(D)	(D)	BB
729	Miscellaneous personal services -----	23	(D)	(D)	(D)	EE
<b>73</b>	<b>Business services</b> -----	<b>211</b>	<b>137 710</b>	<b>50 896</b>	<b>12 089</b>	<b>3 657</b>
731	Advertising -----	13	(D)	(D)	(D)	CC
732	Consumer credit reporting agencies, mercantile reporting agencies, and adjustment and collection agencies -----	6	4 469	2 105	447	116
733	Mailing, reproduction, commercial art and photography, and stenographic services -----	14	12 015	4 961	1 320	369
734	Services to dwellings and other buildings -----	55	10 982	5 003	1 295	579
735	Miscellaneous equipment rental and leasing -----	25	(D)	(D)	(D)	CC
736	Personnel supply services -----	19	(D)	(D)	(D)	FF
737	Computer programming, data processing, and other computer related services -----	24	36 339	10 915	2 647	421
7371, 2, 3	Computer programming, prepackaged software, and integrated systems -----	8	4 110	1 187	266	41
7374, 5, 6	Data processing services -----	8	(D)	(D)	(D)	CC
7377, 8, 9	Computer rental and leasing, maintenance, and related services, n.e.c. -----	8	(D)	(D)	(D)	CC
738	Miscellaneous business services -----	55	32 471	12 634	3 027	949

**Table 5. Summary Statistics for Firms Subject to Federal Income Tax for Places With 350 Establishments or More: 1992 — Con.**

[Includes only establishments with payroll. For meaning of abbreviations and symbols, see introductory text. For explanation of terms and comparability of 1987 and 1992 censuses, see appendix A. For information on geographic areas followed by ▲, see appendix F]

SIC code	Geographic area and kind of business or operation	Establishments (number)	Receipts (\$1,000)	Annual payroll (\$1,000)	First-quarter payroll (\$1,000)	Paid employees for pay period including March 12 (number)
	<b>TOPEKA—Con.</b>					
<b>75</b>	<b>Automotive repair, services, and parking -----</b>	<b>109</b>	<b>30 434</b>	<b>8 457</b>	<b>1 991</b>	<b>502</b>
751	Automotive rental and leasing, without drivers -----	8	4 442	941	206	61
752	Automobile parking -----	3	(D)	(D)	(D)	AA
753	Automotive repair shops -----	79	(D)	(D)	(D)	EE
7532	Top, body, and upholstery repair shops and paint shops -----	25	9 336	2 780	691	127
7538	General automotive repair shops -----	34	6 763	2 019	486	110
7533, 4, 6, 7, 9	Other automotive repair shops -----	20	(D)	(D)	(D)	BB
754	Automotive services, except repair -----	19	(D)	(D)	(D)	CC
<b>76</b>	<b>Miscellaneous repair services -----</b>	<b>57</b>	<b>14 637</b>	<b>4 601</b>	<b>1 120</b>	<b>289</b>
762	Electrical repair shops -----	17	(D)	(D)	(D)	CC
7622	Radio and television repair shops -----	6	929	192	44	18
7623, 9	Other electrical and electronic repair shops -----	11	(D)	(D)	(D)	CC
763	Watch, clock, and jewelry repair -----	4	878	172	46	16
764	Reupholstery and furniture repair -----	6	1 190	507	118	29
769	Miscellaneous repair and related services -----	30	(D)	(D)	(D)	CC
<b>78, 79, 84</b>	<b>Amusement and recreation services, including motion pictures and museums -----</b>	<b>61</b>	<b>21 503</b>	<b>5 592</b>	<b>1 313</b>	<b>663</b>
781, 2	Motion picture production, distribution, and services -----	1	(D)	(D)	(D)	AA
783	Motion picture theaters -----	5	(D)	(D)	(D)	CC
784	Video tape rental -----	13	(D)	(D)	(D)	CC
792	Theatrical producers (except motion picture), bands, orchestras, and entertainers -----	1	(D)	(D)	(D)	AA
793	Bowling centers -----	4	3 313	1 076	278	138
79 ex. 792, 3, 84	Commercial sports and other amusement and recreation services, including museums -----	37	(D)	(D)	(D)	EE
<b>80</b>	<b>Health services -----</b>	<b>274</b>	<b>239 418</b>	<b>119 265</b>	<b>24 503</b>	<b>3 927</b>
801	Offices and clinics of doctors of medicine -----	101	(D)	(D)	(D)	GG
802	Offices and clinics of dentists -----	71	27 407	10 781	2 400	449
803	Offices and clinics of doctors of osteopathy -----	3	(D)	(D)	(D)	BB
804	Offices and clinics of other health practitioners -----	50	(D)	(D)	(D)	CC
805	Nursing and personal care facilities -----	21	(D)	(D)	(D)	GG
806	Hospitals -----	2	(D)	(D)	(D)	EE
807, 8, 9	Other health services -----	26	(D)	(D)	(D)	EE
<b>81</b>	<b>Legal services -----</b>	<b>155</b>	<b>(D)</b>	<b>(D)</b>	<b>(D)</b>	<b>FF</b>
<b>823, 4, 9</b>	<b>Selected educational services -----</b>	<b>6</b>	<b>1 248</b>	<b>358</b>	<b>82</b>	<b>61</b>
<b>83</b>	<b>Social services -----</b>	<b>30</b>	<b>5 125</b>	<b>1 922</b>	<b>396</b>	<b>227</b>
835	Child day care services -----	17	(D)	(D)	(D)	CC
832, 3, 6, 9	Other social services -----	13	(D)	(D)	(D)	BB
<b>87 ex. 8733</b>	<b>Engineering, accounting, research, management, and related services (except noncommercial research organizations) -----</b>	<b>128</b>	<b>64 288</b>	<b>31 167</b>	<b>7 056</b>	<b>1 108</b>
871	Engineering, architectural, and surveying services -----	39	(D)	(D)	(D)	EE
872	Accounting, auditing, and bookkeeping services -----	47	(D)	(D)	(D)	EE
873 ex. 8733	Research, development, and testing services (except noncommercial research organizations) -----	6	(D)	(D)	(D)	BB
874	Management and public relations services -----	36	13 815	4 832	1 294	250
<b>89</b>	<b>Services, n.e.c. -----</b>	<b>2</b>	<b>(D)</b>	<b>(D)</b>	<b>(D)</b>	<b>AA</b>
	<b>WICHITA</b>					
	<b>Total -----</b>	<b>2 732</b>	<b>2 001 343</b>	<b>765 169</b>	<b>172 594</b>	<b>33 697</b>
<b>70 ex. 704</b>	<b>Hotels, rooming houses, camps, and other lodging places (except membership lodging) -----</b>	<b>61</b>	<b>(D)</b>	<b>(D)</b>	<b>(D)</b>	<b>GG</b>
7011	Hotels and motels -----	58	(D)	(D)	(D)	GG
7011 pt.	Hotels -----	25	(D)	(D)	(D)	FF
7011 pt.	Hotels, 25 guestrooms or more -----	21	(D)	(D)	(D)	FF
7011 pt.	Hotels, less than 25 guestrooms -----	4	(D)	(D)	(D)	BB
7011 pt.	Motels, motor hotels, and tourist courts -----	33	(D)	(D)	(D)	FF
7011 pt.	Motels, tourist courts -----	28	18 456	4 028	936	475
7011 pt.	Motor hotels -----	5	(D)	(D)	(D)	BB
702, 3	Other lodging places -----	3	(D)	(D)	(D)	BB
702	Rooming and boarding houses -----	1	(D)	(D)	(D)	AA
703	Camps and recreational vehicle parks -----	2	(D)	(D)	(D)	AA

**Table 5. Summary Statistics for Firms Subject to Federal Income Tax for Places With 350 Establishments or More: 1992 — Con.**

[Includes only establishments with payroll. For meaning of abbreviations and symbols, see introductory text. For explanation of terms and comparability of 1987 and 1992 censuses, see appendix A. For information on geographic areas followed by ▲, see appendix F]

SIC code	Geographic area and kind of business or operation	Establishments (number)	Receipts (\$1,000)	Annual payroll (\$1,000)	First-quarter payroll (\$1,000)	Paid employees for pay period including March 12 (number)
<b>WICHITA — Con.</b>						
<b>72</b>	<b>Personal services</b> .....	<b>356</b>	<b>82 497</b>	<b>28 147</b>	<b>6 749</b>	<b>2 572</b>
721	Laundry, cleaning, and garment services .....	121	33 581	11 802	2 752	929
7211	Power laundries, family and commercial* .....	1	(D)	(D)	(D)	AA
7213	Linen supply* .....	2	(D)	(D)	(D)	BB
7215	Coin-operated laundries and drycleaning .....	27	3 148	843	180	103
7216	Drycleaning plants, except rug cleaning* .....	50	(D)	(D)	(D)	EE
7217	Carpet and upholstery cleaning .....	25	4 997	1 557	324	125
7218	Industrial launderers* .....	5	11 558	4 554	1 070	230
7212, 9	Other laundry, cleaning, and garment services* .....	11	(D)	(D)	(D)	BB
7212	Garment pressing, and agents for laundries and drycleaners .....	4	(D)	(D)	(D)	AA
7219	Laundry and garment services, n.e.c.* .....	7	(D)	(D)	(D)	BB
722	Photographic studios, portrait .....	24	(D)	(D)	(D)	CC
723, 4	Beauty and barber shops .....	137	18 046	7 319	1 724	666
723	Beauty shops .....	124	(D)	(D)	(D)	FF
724	Barber shops .....	13	(D)	(D)	(D)	BB
725	Shoe repair shops and shoeshine parlors .....	8	939	390	93	28
726	Funeral service and crematories .....	13	9 833	2 758	681	147
729	Miscellaneous personal services .....	53	(D)	(D)	(D)	FF
7291	Tax return preparation services .....	19	3 533	1 735	548	276
7299	Miscellaneous personal services, n.e.c. ....	34	(D)	(D)	(D)	EE
<b>73</b>	<b>Business services</b> .....	<b>477</b>	<b>333 028</b>	<b>135 030</b>	<b>31 712</b>	<b>8 710</b>
731	Advertising .....	26	16 253	6 912	1 673	233
7311	Advertising agencies .....	22	(D)	(D)	(D)	CC
7312	Outdoor advertising services .....	2	(D)	(D)	(D)	BB
7313	Radio, television, publishers' advertising representatives .....	1	(D)	(D)	(D)	AA
7319	Advertising, n.e.c. ....	1	(D)	(D)	(D)	AA
732	Consumer credit reporting agencies, mercantile reporting agencies, and adjustment and collection agencies .....	18	16 850	5 436	1 233	314
7322	Adjustment and collection services .....	14	(D)	(D)	(D)	CC
7323	Credit reporting services .....	4	(D)	(D)	(D)	CC
733	Mailing, reproduction, commercial art and photography, and stenographic services .....	48	25 899	8 057	1 819	409
7331	Direct mail advertising services .....	5	9 965	4 019	888	164
7334	Photocopying and duplicating services .....	7	7 983	2 280	537	142
7335, 6	Commercial photography, art, and graphics .....	25	(D)	(D)	(D)	BB
7335	Commercial photography .....	8	1 537	262	62	17
7336	Commercial art and graphic design .....	17	(D)	(D)	(D)	BB
7338	Secretarial and court reporting services .....	11	(D)	(D)	(D)	BB
734	Services to dwellings and other buildings .....	111	27 628	14 025	3 217	1 396
7342	Disinfecting and pest control services .....	21	6 652	2 689	551	124
7349	Building cleaning and maintenance services, n.e.c. ....	90	20 976	11 336	2 666	1 272
735	Miscellaneous equipment rental and leasing .....	57	59 638	13 162	3 436	659
7352	Medical equipment rental and leasing .....	7	(D)	(D)	(D)	BB
7353	Heavy construction equipment rental and leasing .....	4	(D)	(D)	(D)	BB
7359	Equipment rental and leasing, n.e.c. ....	46	52 299	11 542	3 020	573
736	Personnel supply services .....	37	51 289	38 356	8 268	3 246
7361	Employment agencies .....	8	2 733	1 527	313	84
7363	Help supply services .....	29	48 556	36 829	7 955	3 162
7363 pt.	Temporary help supply .....	24	(D)	(D)	(D)	HH
7363 pt.	Help supply, except temporary .....	5	(D)	(D)	(D)	CC
737	Computer programming, data processing, and other computer related services .....	67	71 814	27 975	7 113	851
7371, 2, 3	Computer programming, prepackaged software, and integrated systems .....	36	45 366	18 317	4 587	582
7371	Computer programming services .....	17	(D)	(D)	(D)	CC
7372	Prepackaged software .....	8	(D)	(D)	(D)	BB
7373	Computer integrated systems .....	11	34 604	13 449	3 429	406
7374, 5, 6	Data processing services .....	11	(D)	(D)	(D)	CC
7374, 5	Computer processing, information retrieval .....	8	(D)	(D)	(D)	BB
7376	Computer facilities management services .....	3	(D)	(D)	(D)	CC
7377, 8, 9	Computer rental and leasing, maintenance, and related services, n.e.c. ....	20	(D)	(D)	(D)	CC
7377	Computer rental and leasing .....	1	(D)	(D)	(D)	AA
7378	Computer maintenance and repair .....	12	10 949	3 037	950	87
7379	Computer related services, n.e.c. ....	7	(D)	(D)	(D)	AA
738	Miscellaneous business services .....	113	63 657	21 107	4 953	1 602
7381, 2	Detective agencies and protective services .....	23	16 177	7 623	1 795	679
7381	Detective, guard, and armored car services .....	16	8 643	5 612	1 340	589
7382	Security systems services .....	7	7 534	2 011	455	90
7383	News syndicates .....	—	—	—	—	—
7384	Photofinishing laboratories* .....	16	(D)	(D)	(D)	CC
7389	Business services, n.e.c. ....	74	(D)	(D)	(D)	FF
7389 pt.	Sign painting shops .....	4	358	89	16	7
7389 pt.	Interior designing .....	4	(D)	(D)	(D)	AA
7389 pt.	Telephone answering services .....	3	(D)	(D)	(D)	BB
7389 pt.	Other business services .....	63	39 173	10 766	2 558	743



**Table 5. Summary Statistics for Firms Subject to Federal Income Tax for Places With 350 Establishments or More: 1992 — Con.**

[Includes only establishments with payroll. For meaning of abbreviations and symbols, see introductory text. For explanation of terms and comparability of 1987 and 1992 censuses, see appendix A. For information on geographic areas followed by ▲, see appendix F]

SIC code	Geographic area and kind of business or operation	Establishments (number)	Receipts (\$1,000)	Annual payroll (\$1,000)	First-quarter payroll (\$1,000)	Paid employees for pay period including March 12 (number)
<b>WICHITA — Con.</b>						
<b>75</b>	<b>Automotive repair, services, and parking</b> .....	<b>313</b>	<b>144 529</b>	<b>36 416</b>	<b>8 024</b>	<b>1 785</b>
751	Automotive rental and leasing, without drivers .....	20	(D)	(D)	(D)	CC
7513	Truck rental and leasing, without drivers .....	7	(D)	(D)	(D)	CC
7514, 5	Passenger car rental and leasing .....	13	20 937	2 483	591	124
7514	Passenger car rental .....	12	(D)	(D)	(D)	CC
7515	Passenger car leasing .....	1	(D)	(D)	(D)	AA
7519	Utility trailer and recreational vehicle rental .....	—	—	—	—	—
752	Automobile parking .....	10	(D)	(D)	(D)	BB
753	Automotive repair shops .....	234	92 078	28 168	6 002	1 222
7532	Top, body, and upholstery repair shops and paint shops .....	51	28 947	9 939	1 844	387
7532 pt.	Top and body repair shops .....	49	(D)	(D)	(D)	EE
7532 pt.	Paint shops .....	2	(D)	(D)	(D)	BB
7538	General automotive repair shops .....	116	35 033	10 033	2 350	482
7538 pt.	General automotive repair shops, except diesel .....	109	28 543	7 809	1 766	382
7538 pt.	Diesel repair shops .....	7	6 490	2 224	584	100
7533, 4, 6, 7, 9	Other automotive repair shops .....	67	28 098	8 196	1 808	353
7533	Automotive exhaust system repair shops .....	7	(D)	(D)	(D)	BB
7534	Tire retreading and repair shops .....	3	1 816	494	116	20
7536	Automotive glass replacement shops .....	20	(D)	(D)	(D)	BB
7537	Automotive transmission repair shops .....	11	(D)	(D)	(D)	BB
7539	Automotive repair shops, n.e.c. .....	26	(D)	(D)	(D)	CC
7539 pt.	Radiator repair .....	3	(D)	(D)	(D)	AA
7539 pt.	Brake, front end, and wheel alignment .....	11	6 473	2 583	589	87
7539 pt.	Automotive electrical and fuel system services .....	12	(D)	(D)	(D)	BB
7539 pt.	Other automotive repair shops, n.e.c. .....	—	—	—	—	—
754	Automotive services, except repair .....	49	11 986	3 343	797	300
7542	Carwashes .....	32	5 420	1 557	378	162
7549	Automotive services, except repair and carwashes .....	17	6 566	1 786	419	138
<b>76</b>	<b>Miscellaneous repair services</b> .....	<b>122</b>	<b>79 285</b>	<b>26 475</b>	<b>5 860</b>	<b>1 103</b>
762	Electrical repair shops .....	42	48 909	18 139	3 880	690
7622	Radio and television repair shops .....	10	3 009	933	234	65
7623, 9	Other electrical and electronic repair shops .....	32	45 900	17 206	3 646	625
7623	Refrigeration and air-conditioning service and repair shops .....	7	3 315	1 032	231	40
7629	Electrical and electronic repair shops, n.e.c. .....	25	42 585	16 174	3 415	585
763	Watch, clock, and jewelry repair .....	5	769	260	65	21
764	Reupholstery and furniture repair .....	12	(D)	(D)	(D)	BB
769	Miscellaneous repair and related services .....	63	(D)	(D)	(D)	EE
7692	Welding repair .....	6	(D)	(D)	(D)	AA
7694	Armature rewinding shops .....	5	3 654	1 040	248	44
7699	Repair shops and related services, n.e.c. .....	52	(D)	(D)	(D)	EE
<b>78, 79, 84</b>	<b>Amusement and recreation services, including motion pictures and museums</b> .....	<b>117</b>	<b>50 329</b>	<b>12 511</b>	<b>3 192</b>	<b>1 380</b>
781, 2	Motion picture production, distribution, and services .....	5	(D)	(D)	(D)	BB
783	Motion picture theaters .....	12	8 612	1 253	301	188
7832	Motion picture theaters, except drive-in .....	11	(D)	(D)	(D)	CC
7833	Drive-in motion picture theaters .....	1	(D)	(D)	(D)	BB
784	Video tape rental .....	19	(D)	(D)	(D)	CC
792	Theatrical producers (except motion picture), bands, orchestras, and entertainers .....	7	(D)	(D)	(D)	CC
7922	Theatrical producers (except motion picture) and miscellaneous theatrical services .....	4	(D)	(D)	(D)	BB
7929	Bands, orchestras, actors, and other entertainers and entertainment groups .....	3	(D)	(D)	(D)	AA
793	Bowling centers .....	10	(D)	(D)	(D)	CC
79 ex. 792, 3, 84	Commercial sports and other amusement and recreation services, including museums .....	64	25 425	7 210	1 836	718
794	Commercial sports .....	9	4 807	1 169	318	76
7941	Professional sports clubs, managers, promoters .....	5	(D)	(D)	(D)	BB
7948	Racing, including track operation .....	4	(D)	(D)	(D)	BB
79 ex. 792, 3, 4, 84	Other amusement and recreation services, including museums .....	55	20 618	6 041	1 518	642
791	Dance studios, schools, and halls .....	8	1 005	245	65	51
7991	Physical fitness facilities .....	8	1 839	655	173	115
7992	Public golf courses .....	4	3 125	867	205	66
7993	Coin-operated amusement devices .....	5	(D)	(D)	(D)	BB
7996	Amusement parks .....	1	(D)	(D)	(D)	AA
7997	Membership sports and recreation clubs .....	4	3 012	992	241	67
7999, 84	Amusement and recreation services, including museums, n.e.c. ..	25	6 014	1 648	448	252
7999 pt.	Concession operators of amusement devices and rides .....	—	—	—	—	—
7999 pt.	Carnivals, circuses, and fairs .....	—	—	—	—	—
7999 pt., 84	Other recreation and amusements, including museums .....	25	6 014	1 648	448	252

**Table 5. Summary Statistics for Firms Subject to Federal Income Tax for Places With 350 Establishments or More: 1992 — Con.**

[Includes only establishments with payroll. For meaning of abbreviations and symbols, see introductory text. For explanation of terms and comparability of 1987 and 1992 censuses, see appendix A. For information on geographic areas followed by ▲, see appendix F]

SIC code	Geographic area and kind of business or operation	Establishments (number)	Receipts (\$1,000)	Annual payroll (\$1,000)	First-quarter payroll (\$1,000)	Paid employees for pay period including March 12 (number)
<b>WICHITA — Con.</b>						
<b>80</b>	<b>Health services</b> .....	<b>608</b>	<b>858 461</b>	<b>364 303</b>	<b>79 175</b>	<b>11 260</b>
801	Offices and clinics of doctors of medicine .....	249	368 394	187 288	38 463	3 299
8011 pt.	Offices of doctors of medicine .....	244	(D)	(D)	(D)	HH
8011 pt.	General medical clinics .....	5	(D)	(D)	(D)	BB
802	Offices and clinics of dentists .....	146	58 435	23 375	5 122	875
803	Offices and clinics of doctors of osteopathy .....	11	(D)	(D)	(D)	BB
804	Offices and clinics of other health practitioners .....	107	34 478	10 947	2 581	520
8041	Offices and clinics of chiropractors .....	38	(D)	(D)	(D)	CC
8042	Offices and clinics of optometrists .....	35	14 043	4 186	985	191
8043	Offices and clinics of podiatrists .....	6	(D)	(D)	(D)	BB
8049	Offices and clinics of health practitioners, n.e.c. ....	28	(D)	(D)	(D)	BB
805	Nursing and personal care facilities .....	18	34 027	17 018	4 270	1 348
8051	Skilled nursing care facilities .....	9	16 683	8 628	2 203	678
8052	Intermediate care facilities .....	6	(D)	(D)	(D)	FF
8059	Nursing and personal care facilities, n.e.c. ....	3	(D)	(D)	(D)	CC
806	Hospitals .....	4	(D)	(D)	(D)	HH
8062	General medical and surgical hospitals .....	1	(D)	(D)	(D)	HH
8063, 9	Specialty hospitals .....	3	(D)	(D)	(D)	EE
807, 8, 9	Other health services .....	73	(D)	(D)	(D)	GG
807	Medical and dental laboratories .....	33	(D)	(D)	(D)	EE
8071	Medical laboratories .....	15	(D)	(D)	(D)	CC
8072	Dental laboratories .....	18	(D)	(D)	(D)	CC
808	Home health care services .....	14	(D)	(D)	(D)	EE
809	Miscellaneous health and allied services, n.e.c. ....	26	(D)	(D)	(D)	EE
8092	Kidney dialysis centers .....	1	(D)	(D)	(D)	BB
8093	Specialty outpatient facilities, n.e.c. ....	16	15 917	7 998	1 021	102
8099	Health and allied services, n.e.c. ....	9	(D)	(D)	(D)	CC
<b>81</b>	<b>Legal services</b> .....	<b>229</b>	<b>132 654</b>	<b>39 696</b>	<b>8 920</b>	<b>1 368</b>
<b>823, 4, 9</b>	<b>Selected educational services</b> .....	<b>24</b>	<b>26 880</b>	<b>7 206</b>	<b>1 858</b>	<b>333</b>
823	Libraries .....	1	(D)	(D)	(D)	AA
824	Vocational schools .....	11	(D)	(D)	(D)	EE
829	Schools and educational services, n.e.c. ....	12	(D)	(D)	(D)	BB
<b>83</b>	<b>Social services</b> .....	<b>67</b>	<b>15 930</b>	<b>6 049</b>	<b>1 473</b>	<b>658</b>
835	Child day care services .....	39	(D)	(D)	(D)	EE
832, 3, 6, 9	Other social services .....	28	(D)	(D)	(D)	EE
<b>87 ex. 8733</b>	<b>Engineering, accounting, research, management, and related services (except noncommercial research organizations)</b> .....	<b>339</b>	<b>212 005</b>	<b>92 551</b>	<b>21 583</b>	<b>3 018</b>
871	Engineering, architectural, and surveying services .....	78	73 318	41 941	9 258	1 022
8711	Engineering services .....	41	(D)	(D)	(D)	FF
8712	Architectural services .....	32	(D)	(D)	(D)	EE
8713	Surveying services .....	5	2 925	1 949	335	55
872	Accounting, auditing, and bookkeeping services .....	145	52 792	20 736	5 276	846
873 ex. 8733	Research, development, and testing services (except noncommercial research organizations) .....	18	12 019	4 065	863	220
8731	Commercial physical and biological research .....	1	(D)	(D)	(D)	AA
8732	Commercial economic, sociological, and educational research .....	12	(D)	(D)	(D)	CC
8734	Testing laboratories .....	5	9 074	2 894	622	107
874	Management and public relations services .....	98	73 876	25 809	6 186	930
8741	Management services .....	47	(D)	(D)	(D)	FF
8742	Management consulting services .....	26	16 221	1 405	294	56
8743	Public relations services .....	3	(D)	(D)	(D)	BB
8744	Facilities support management services .....	1	(D)	(D)	(D)	BB
8748	Business consulting services, n.e.c. ....	21	(D)	(D)	(D)	CC
<b>89</b>	<b>Services, n.e.c.</b> .....	<b>19</b>	<b>(D)</b>	<b>(D)</b>	<b>(D)</b>	<b>BB</b>

**Table 6. Summary Statistics for Firms Subject to Federal Income Tax for Counties With 350 Establishments or More: 1992**

[Includes only establishments with payroll. For meaning of abbreviations and symbols, see introductory text. For explanation of terms and comparability of 1987 and 1992 censuses, see appendix A. For information on geographic areas followed by ▲, see appendix F]

SIC code	Geographic area and kind of business or operation	Establishments (number)	Receipts (\$1,000)	Annual payroll (\$1,000)	First-quarter payroll (\$1,000)	Paid employees for pay period including March 12 (number)
	<b>DOUGLAS COUNTY</b> (Coextensive with Lawrence, KS MSA; see table 7a.)					
	<b>JOHNSON COUNTY</b>					
	<b>Total</b> .....	<b>3 787</b>	<b>2 800 445</b>	<b>1 038 258</b>	<b>238 864</b>	<b>45 356</b>
<b>70 ex. 704</b>	<b>Hotels, rooming houses, camps, and other lodging places (except membership lodging)</b> .....	<b>37</b>	<b>82 644</b>	<b>21 808</b>	<b>5 127</b>	<b>2 170</b>
7011	Hotels and motels .....	33	(D)	(D)	(D)	GG
7011 pt.	Hotels .....	18	(D)	(D)	(D)	GG
7011 pt.	Hotels, 25 guestrooms or more .....	18	(D)	(D)	(D)	GG
7011 pt.	Hotels, less than 25 guestrooms .....	—	—	—	—	—
7011 pt.	Motels, motor hotels, and tourist courts .....	15	(D)	(D)	(D)	EE
7011 pt.	Motels, tourist courts .....	8	(D)	(D)	(D)	CC
7011 pt.	Motor hotels .....	7	8 720	2 541	773	338
702, 3	Other lodging places .....	4	(D)	(D)	(D)	AA
702	Rooming and boarding houses .....	1	(D)	(D)	(D)	AA
703	Camps and recreational vehicle parks .....	3	(D)	(D)	(D)	AA
<b>72</b>	<b>Personal services</b> .....	<b>397</b>	<b>87 173</b>	<b>30 790</b>	<b>7 591</b>	<b>2 826</b>
721	Laundry, cleaning, and garment services .....	127	27 060	9 336	2 335	917
7211	Power laundries, family and commercial* .....	3	(D)	(D)	(D)	BB
7213	Linen supply* .....	—	—	—	—	—
7215	Coin-operated laundries and drycleaning .....	11	(D)	(D)	(D)	BB
7216	Drycleaning plants, except rug cleaning* .....	70	14 869	4 774	1 170	554
7217	Carpet and upholstery cleaning .....	18	3 538	1 274	298	114
7218	Industrial launderers* .....	2	(D)	(D)	(D)	BB
7212, 9	Other laundry, cleaning, and garment services* .....	23	(D)	(D)	(D)	BB
7212	Garment pressing, and agents for laundries and drycleaners .....	9	(D)	(D)	(D)	BB
7219	Laundry and garment services, n.e.c.* .....	14	(D)	(D)	(D)	BB
722	Photographic studios, portrait .....	24	11 727	2 453	638	231
723, 4	Beauty and barber shops .....	185	29 905	13 794	3 227	1 063
723	Beauty shops .....	169	28 196	13 076	3 024	1 018
724	Barber shops .....	16	1 709	718	203	45
725	Shoe repair shops and shoeshine parlors .....	9	(D)	(D)	(D)	BB
726	Funeral service and crematories .....	4	4 343	917	210	32
729	Miscellaneous personal services .....	48	(D)	(D)	(D)	FF
7291	Tax return preparation services .....	9	2 807	1 397	476	263
7299	Miscellaneous personal services, n.e.c. .....	39	(D)	(D)	(D)	EE
<b>73</b>	<b>Business services</b> .....	<b>868</b>	<b>737 132</b>	<b>284 792</b>	<b>65 873</b>	<b>14 639</b>
731	Advertising .....	90	(D)	(D)	(D)	FF
7311	Advertising agencies .....	76	(D)	(D)	(D)	FF
7312	Outdoor advertising services .....	2	(D)	(D)	(D)	AA
7313	Radio, television, publishers' advertising representatives .....	7	(D)	(D)	(D)	CC
7319	Advertising, n.e.c. .....	5	(D)	(D)	(D)	CC
732	Consumer credit reporting agencies, mercantile reporting agencies, and adjustment and collection agencies .....	26	27 453	10 848	2 537	515
7322	Adjustment and collection services .....	18	(D)	(D)	(D)	EE
7323	Credit reporting services .....	8	(D)	(D)	(D)	BB
733	Mailing, reproduction, commercial art and photography, and stenographic services .....	86	64 800	20 059	4 601	739
7331	Direct mail advertising services .....	18	35 880	10 117	2 321	359
7334	Photocopying and duplicating services .....	10	(D)	(D)	(D)	CC
7335, 6	Commercial photography, art, and graphics .....	38	10 947	2 965	742	115
7335	Commercial photography .....	5	(D)	(D)	(D)	AA
7336	Commercial art and graphic design .....	33	(D)	(D)	(D)	CC
7338	Secretarial and court reporting services .....	20	(D)	(D)	(D)	CC
734	Services to dwellings and other buildings .....	145	26 515	12 386	2 933	1 568
7342	Disinfecting and pest control services .....	20	6 279	2 495	503	121
7349	Building cleaning and maintenance services, n.e.c. .....	125	20 236	9 891	2 430	1 447
735	Miscellaneous equipment rental and leasing .....	38	29 312	5 662	1 309	267
7352	Medical equipment rental and leasing .....	7	(D)	(D)	(D)	CC
7353	Heavy construction equipment rental and leasing .....	5	(D)	(D)	(D)	BB
7359	Equipment rental and leasing, n.e.c. .....	26	13 236	2 802	650	132
736	Personnel supply services .....	106	106 775	72 110	15 416	6 078
7361	Employment agencies .....	44	(D)	(D)	(D)	EE
7363	Help supply services .....	62	(D)	(D)	(D)	II
7363 pt.	Temporary help supply .....	56	81 310	55 403	12 542	5 009
7363 pt.	Help supply, except temporary .....	6	(D)	(D)	(D)	FF
737	Computer programming, data processing, and other computer related services .....	199	251 088	91 840	22 219	2 333
7371, 2, 3	Computer programming, prepackaged software, and integrated systems .....	115	164 671	62 381	14 402	1 454
7371	Computer programming services .....	70	(D)	(D)	(D)	FF
7372	Prepackaged software .....	19	(D)	(D)	(D)	CC
7373	Computer integrated systems .....	26	(D)	(D)	(D)	EE
7374, 5, 6	Data processing services .....	31	(D)	(D)	(D)	FF
7374, 5	Computer processing, information retrieval .....	30	(D)	(D)	(D)	FF
7376	Computer facilities management services .....	1	(D)	(D)	(D)	AA
7377, 8, 9	Computer rental and leasing, maintenance, and related services, n.e.c. .....	53	(D)	(D)	(D)	EE
7377	Computer rental and leasing .....	7	(D)	(D)	(D)	BB
7378	Computer maintenance and repair .....	25	(D)	(D)	(D)	CC
7379	Computer related services, n.e.c. .....	21	(D)	(D)	(D)	CC

**Table 6. Summary Statistics for Firms Subject to Federal Income Tax for Counties With 350 Establishments or More: 1992 — Con.**

[Includes only establishments with payroll. For meaning of abbreviations and symbols, see introductory text. For explanation of terms and comparability of 1987 and 1992 censuses, see appendix A. For information on geographic areas followed by ▲, see appendix F]

SIC code	Geographic area and kind of business or operation	Establishments (number)	Receipts (\$1,000)	Annual payroll (\$1,000)	First-quarter payroll (\$1,000)	Paid employees for pay period including March 12 (number)
<b>JOHNSON COUNTY—Con.</b>						
<b>73</b>	<b>Business services—Con.</b>					
738	Miscellaneous business services .....	178	(D)	(D)	(D)	GG
7381, 2	Detective agencies and protective services .....	18	8 564	4 027	888	293
7381	Detective, guard, and armored car services .....	12	(D)	(D)	(D)	EE
7382	Security systems services .....	6	(D)	(D)	(D)	BB
7383	News syndicates .....	1	(D)	(D)	(D)	CC
7384	Photofinishing laboratories* .....	16	5 073	1 158	291	77
7389	Business services, n.e.c. ....	143	(D)	(D)	(D)	GG
7389 pt.	Sign painting shops .....	10	(D)	(D)	(D)	BB
7389 pt.	Interior designing .....	17	(D)	(D)	(D)	BB
7389 pt.	Telephone answering services .....	8	(D)	(D)	(D)	CC
7389 pt.	Other business services .....	108	(D)	(D)	(D)	GG
<b>75</b>	<b>Automotive repair, services, and parking .....</b>	<b>243</b>	<b>112 864</b>	<b>29 103</b>	<b>6 476</b>	<b>1 460</b>
751	Automotive rental and leasing, without drivers .....	18	29 236	4 948	1 003	167
7513	Truck rental and leasing, without drivers .....	7	(D)	(D)	(D)	BB
7514, 5	Passenger car rental and leasing .....	11	(D)	(D)	(D)	CC
7514	Passenger car rental .....	8	(D)	(D)	(D)	BB
7515	Passenger car leasing .....	3	(D)	(D)	(D)	BB
7519	Utility trailer and recreational vehicle rental .....	—	—	—	—	—
752	Automobile parking .....	2	(D)	(D)	(D)	AA
753	Automotive repair shops .....	182	70 848	20 034	4 535	836
7532	Top, body, and upholstery repair shops and paint shops .....	51	26 499	8 547	1 893	307
7532 pt.	Top and body repair shops .....	44	24 439	7 758	1 714	272
7532 pt.	Paint shops .....	7	2 060	789	179	35
7538	General automotive repair shops .....	89	30 437	7 727	1 747	344
7538 pt.	General automotive repair shops, except diesel .....	87	(D)	(D)	(D)	EE
7538 pt.	Diesel repair shops .....	2	(D)	(D)	(D)	AA
7533, 4, 6, 7, 9	Other automotive repair shops .....	42	13 912	3 760	895	185
7533	Automotive exhaust system repair shops .....	10	4 712	1 385	326	64
7534	Tire retreading and repair shops .....	—	—	—	—	—
7536	Automotive glass replacement shops .....	11	4 752	1 060	245	48
7537	Automotive transmission repair shops .....	9	2 199	665	175	34
7539	Automotive repair shops, n.e.c. ....	12	2 249	650	149	39
7539 pt.	Radiator repair .....	3	(D)	(D)	(D)	AA
7539 pt.	Brake, front end, and wheel alignment .....	5	(D)	(D)	(D)	AA
7539 pt.	Automotive electrical and fuel system services .....	4	881	237	57	18
7539 pt.	Other automotive repair shops, n.e.c. ....	—	—	—	—	—
754	Automotive services, except repair .....	41	(D)	(D)	(D)	EE
7542	Carwashes .....	19	(D)	(D)	(D)	EE
7549	Automotive services, except repair and carwashes .....	22	7 100	1 959	436	139
<b>76</b>	<b>Miscellaneous repair services .....</b>	<b>129</b>	<b>50 282</b>	<b>16 919</b>	<b>4 049</b>	<b>872</b>
762	Electrical repair shops .....	49	20 172	8 017	1 995	416
7622	Radio and television repair shops .....	14	(D)	(D)	(D)	BB
7623, 9	Other electrical and electronic repair shops .....	35	(D)	(D)	(D)	EE
7623	Refrigeration and air-conditioning service and repair shops .....	6	2 349	734	150	27
7629	Electrical and electronic repair shops, n.e.c. ....	29	(D)	(D)	(D)	EE
763	Watch, clock, and jewelry repair .....	5	533	162	38	13
764	Reupholstery and furniture repair .....	13	1 641	530	122	40
769	Miscellaneous repair and related services .....	62	27 936	8 210	1 894	403
7692	Welding repair .....	2	(D)	(D)	(D)	BB
7694	Armature rewinding shops .....	1	(D)	(D)	(D)	AA
7699	Repair shops and related services, n.e.c. ....	59	(D)	(D)	(D)	EE
<b>78, 79, 84</b>	<b>Amusement and recreation services, including motion pictures and museums .....</b>	<b>188</b>	<b>101 834</b>	<b>19 327</b>	<b>4 592</b>	<b>2 294</b>
781, 2	Motion picture production, distribution, and services .....	21	(D)	(D)	(D)	BB
783	Motion picture theaters .....	10	15 627	1 338	294	253
7832	Motion picture theaters, except drive-in .....	9	(D)	(D)	(D)	CC
7833	Drive-in motion picture theaters .....	1	(D)	(D)	(D)	AA
784	Video tape rental .....	27	(D)	(D)	(D)	CC
792	Theatrical producers (except motion picture), bands, orchestras, and entertainers .....	17	(D)	(D)	(D)	BB
7922	Theatrical producers (except motion picture) and miscellaneous theatrical services .....	10	(D)	(D)	(D)	BB
7929	Bands, orchestras, actors, and other entertainers and entertainment groups .....	7	(D)	(D)	(D)	BB
793	Bowling centers .....	7	(D)	(D)	(D)	CC
79 ex. 792, 3, 84	Commercial sports and other amusement and recreation services, including museums .....	106	51 872	11 938	2 928	1 472
794	Commercial sports .....	3	(D)	(D)	(D)	BB
7941	Professional sports clubs, managers, promoters .....	2	(D)	(D)	(D)	BB
7948	Racing, including track operation .....	1	(D)	(D)	(D)	AA
79 ex. 792, 3, 4, 84	Other amusement and recreation services, including museums .....	103	(D)	(D)	(D)	GG
791	Dance studios, schools, and halls .....	18	2 412	714	148	122
7991	Physical fitness facilities .....	26	(D)	(D)	(D)	FF
7992	Public golf courses .....	5	(D)	(D)	(D)	BB
7993	Coin-operated amusement devices .....	8	(D)	(D)	(D)	BB
7996	Amusement parks .....	2	(D)	(D)	(D)	CC
7997	Membership sports and recreation clubs .....	10	(D)	(D)	(D)	EE
7999, 84	Amusement and recreation services, including museums, n.e.c. ....	34	(D)	(D)	(D)	CC
7999 pt.	Concession operators of amusement devices and rides .....	2	(D)	(D)	(D)	BB
7999 pt.	Carnivals, circuses, and fairs .....	—	—	—	—	—
7999 pt., 84	Other recreation and amusements, including museums .....	32	(D)	(D)	(D)	CC

**Table 6. Summary Statistics for Firms Subject to Federal Income Tax for Counties With 350 Establishments or More: 1992 — Con.**

[Includes only establishments with payroll. For meaning of abbreviations and symbols, see introductory text. For explanation of terms and comparability of 1987 and 1992 censuses, see appendix A. For information on geographic areas followed by ▲, see appendix F]

SIC code	Geographic area and kind of business or operation	Establishments (number)	Receipts (\$1,000)	Annual payroll (\$1,000)	First-quarter payroll (\$1,000)	Paid employees for pay period including March 12 (number)
<b>JOHNSON COUNTY—Con.</b>						
<b>80</b>	<b>Health services</b> .....	<b>855</b>	<b>819 031</b>	<b>335 941</b>	<b>78 366</b>	<b>11 799</b>
801	Offices and clinics of doctors of medicine .....	321	281 079	147 524	31 720	3 053
8011 pt.	Offices of doctors of medicine .....	301	239 527	130 243	27 416	2 540
8011 pt.	General medical clinics .....	20	41 552	17 281	4 304	513
802	Offices and clinics of dentists .....	247	74 669	29 671	6 468	1 289
803	Offices and clinics of doctors of osteopathy .....	18	(D)	(D)	(D)	CC
804	Offices and clinics of other health practitioners .....	136	32 507	11 642	2 474	554
8041	Offices and clinics of chiropractors .....	51	8 291	2 507	450	118
8042	Offices and clinics of optometrists .....	24	6 622	1 614	344	88
8043	Offices and clinics of podiatrists .....	14	3 907	1 797	375	55
8049	Offices and clinics of health practitioners, n.e.c. ....	47	13 687	5 724	1 305	293
805	Nursing and personal care facilities .....	22	51 941	22 580	5 976	1 652
8051	Skilled nursing care facilities .....	18	48 879	20 933	5 431	1 468
8052	Intermediate care facilities .....	4	3 062	1 647	545	184
8059	Nursing and personal care facilities, n.e.c. ....	—	—	—	—	—
806	Hospitals .....	7	136 086	46 453	11 967	1 799
8062	General medical and surgical hospitals .....	1	(D)	(D)	(D)	FF
8063, 9	Specialty hospitals .....	6	(D)	(D)	(D)	FF
807, 8, 9	Other health services .....	104	(D)	(D)	(D)	HH
807	Medical and dental laboratories .....	39	153 366	42 899	10 735	1 510
8071	Medical laboratories .....	23	(D)	(D)	(D)	GG
8072	Dental laboratories .....	16	(D)	(D)	(D)	EE
808	Home health care services .....	26	41 727	16 790	5 086	1 264
809	Miscellaneous health and allied services, n.e.c. ....	39	(D)	(D)	(D)	FF
8092	Kidney dialysis centers .....	2	(D)	(D)	(D)	BB
8093	Specialty outpatient facilities, n.e.c. ....	26	(D)	(D)	(D)	EE
8099	Health and allied services, n.e.c. ....	11	(D)	(D)	(D)	BB
<b>81</b>	<b>Legal services</b> .....	<b>210</b>	<b>120 033</b>	<b>54 999</b>	<b>11 581</b>	<b>1 262</b>
<b>823, 4, 9</b>	<b>Selected educational services</b> .....	<b>41</b>	<b>98 564</b>	<b>13 266</b>	<b>2 416</b>	<b>479</b>
823	Libraries .....	—	—	—	—	—
824	Vocational schools .....	14	(D)	(D)	(D)	EE
829	Schools and educational services, n.e.c. ....	27	(D)	(D)	(D)	CC
<b>83</b>	<b>Social services</b> .....	<b>100</b>	<b>(D)</b>	<b>(D)</b>	<b>(D)</b>	<b>FF</b>
835	Child day care services .....	73	14 043	5 784	1 363	732
832, 3, 6, 9	Other social services .....	27	(D)	(D)	(D)	CC
<b>87 ex. 8733</b>	<b>Engineering, accounting, research, management, and related services (except noncommercial research organizations)</b> .....	<b>665</b>	<b>533 617</b>	<b>206 762</b>	<b>47 471</b>	<b>6 285</b>
871	Engineering, architectural, and surveying services .....	167	279 831	102 583	23 876	2 382
8711	Engineering services .....	119	259 033	93 979	22 158	2 135
8712	Architectural services .....	42	18 344	7 512	1 476	202
8713	Surveying services .....	6	2 454	1 092	242	45
872	Accounting, auditing, and bookkeeping services .....	206	(D)	(D)	(D)	GG
873 ex. 8733	Research, development, and testing services (except noncommercial research organizations) .....	41	(D)	(D)	(D)	GG
8731	Commercial physical and biological research .....	10	(D)	(D)	(D)	CC
8732	Commercial economic, sociological, and educational research .....	25	(D)	(D)	(D)	FF
8734	Testing laboratories .....	6	4 973	1 963	471	73
874	Management and public relations services .....	251	167 180	63 458	13 869	1 639
8741	Management services .....	57	57 129	21 929	5 237	597
8742	Management consulting services .....	130	70 599	29 959	6 361	718
8743	Public relations services .....	12	10 477	3 926	613	77
8744	Facilities support management services .....	1	(D)	(D)	(D)	BB
8748	Business consulting services, n.e.c. ....	51	(D)	(D)	(D)	CC
<b>89</b>	<b>Services, n.e.c.</b> .....	<b>54</b>	<b>(D)</b>	<b>(D)</b>	<b>(D)</b>	<b>EE</b>
<b>RENO COUNTY</b>						
	<b>Total</b> .....	<b>357</b>	<b>152 048</b>	<b>65 005</b>	<b>14 503</b>	<b>3 336</b>
<b>70 ex. 704</b>	<b>Hotels, rooming houses, camps, and other lodging places (except membership lodging)</b> .....	<b>9</b>	<b>7 395</b>	<b>1 942</b>	<b>513</b>	<b>231</b>
7011	Hotels and motels .....	9	7 395	1 942	513	231
7011 pt.	Hotels .....	2	(D)	(D)	(D)	CC
7011 pt.	Motels, motor hotels, and tourist courts .....	7	(D)	(D)	(D)	BB
702, 3	Other lodging places .....	—	—	—	—	—

**Table 6. Summary Statistics for Firms Subject to Federal Income Tax for Counties With 350 Establishments or More: 1992 — Con.**

[Includes only establishments with payroll. For meaning of abbreviations and symbols, see introductory text. For explanation of terms and comparability of 1987 and 1992 censuses, see appendix A. For information on geographic areas followed by ▲, see appendix F]

SIC code	Geographic area and kind of business or operation	Establishments (number)	Receipts (\$1,000)	Annual payroll (\$1,000)	First-quarter payroll (\$1,000)	Paid employees for pay period including March 12 (number)
<b>RENO COUNTY — Con.</b>						
<b>72</b>	<b>Personal services</b> .....	<b>47</b>	<b>9 573</b>	<b>3 774</b>	<b>961</b>	<b>319</b>
721	Laundry, cleaning, and garment services .....	12	3 934	1 699	426	119
7211	Power laundries, family and commercial* .....	3	(D)	(D)	(D)	AA
7213	Linen supply* .....	—	—	—	—	—
7215	Coin-operated laundries and drycleaning .....	4	381	106	25	15
7216	Drycleaning plants, except rug cleaning* .....	2	(D)	(D)	(D)	AA
7217	Carpet and upholstery cleaning .....	2	(D)	(D)	(D)	AA
7218	Industrial laundriers* .....	1	(D)	(D)	(D)	BB
7212, 9	Other laundry, cleaning, and garment services* .....	—	—	—	—	—
722	Photographic studios, portrait .....	3	347	88	21	7
723, 4	Beauty and barber shops .....	24	2 883	1 392	335	130
723	Beauty shops .....	23	(D)	(D)	(D)	CC
724	Barber shops .....	1	(D)	(D)	(D)	AA
725	Shoe repair shops and shoeshine parlors .....	—	—	—	—	—
726	Funeral service and crematories .....	3	(D)	(D)	(D)	BB
729	Miscellaneous personal services .....	5	(D)	(D)	(D)	BB
<b>73</b>	<b>Business services</b> .....	<b>57</b>	<b>32 002</b>	<b>12 612</b>	<b>2 906</b>	<b>899</b>
731	Advertising .....	3	(D)	(D)	(D)	AA
732	Consumer credit reporting agencies, mercantile reporting agencies, and adjustment and collection agencies .....	5	5 175	2 383	521	112
733	Mailing, reproduction, commercial art and photography, and stenographic services .....	2	(D)	(D)	(D)	AA
734	Services to dwellings and other buildings .....	18	4 628	1 865	420	212
735	Miscellaneous equipment rental and leasing .....	8	2 909	755	197	47
736	Personnel supply services .....	5	2 976	2 156	511	225
737	Computer programming, data processing, and other computer related services .....	3	(D)	(D)	(D)	CC
7371, 2, 3	Computer programming, prepackaged software, and integrated systems .....	1	(D)	(D)	(D)	AA
7374, 5, 6	Data processing services .....	1	(D)	(D)	(D)	CC
7377, 8, 9	Computer rental and leasing, maintenance, and related services, n.e.c. ....	1	(D)	(D)	(D)	AA
738	Miscellaneous business services .....	13	5 489	1 512	346	148
<b>75</b>	<b>Automotive repair, services, and parking</b> .....	<b>52</b>	<b>12 213</b>	<b>3 076</b>	<b>718</b>	<b>185</b>
751	Automotive rental and leasing, without drivers .....	2	(D)	(D)	(D)	AA
752	Automobile parking .....	—	—	—	—	—
753	Automotive repair shops .....	45	11 407	2 777	647	144
7532	Top, body, and upholstery repair shops and paint shops .....	12	3 772	1 175	261	50
7538	General automotive repair shops .....	24	5 699	1 133	284	66
7533, 4, 6, 7, 9	Other automotive repair shops .....	9	1 936	469	102	28
754	Automotive services, except repair .....	5	(D)	(D)	(D)	BB
<b>76</b>	<b>Miscellaneous repair services</b> .....	<b>26</b>	<b>4 301</b>	<b>1 282</b>	<b>293</b>	<b>74</b>
762	Electrical repair shops .....	10	1 578	483	110	28
7622	Radio and television repair shops .....	2	(D)	(D)	(D)	AA
7623, 9	Other electrical and electronic repair shops .....	8	(D)	(D)	(D)	BB
763	Watch, clock, and jewelry repair .....	—	—	—	—	—
764	Reupholstery and furniture repair .....	2	(D)	(D)	(D)	AA
769	Miscellaneous repair and related services .....	14	(D)	(D)	(D)	BB
<b>78, 79, 84</b>	<b>Amusement and recreation services, including motion pictures and museums</b> .....	<b>19</b>	<b>6 092</b>	<b>1 532</b>	<b>388</b>	<b>233</b>
781, 2	Motion picture production, distribution, and services .....	1	(D)	(D)	(D)	AA
783	Motion picture theaters .....	2	(D)	(D)	(D)	BB
784	Video tape rental .....	3	712	222	67	19
792	Theatrical producers (except motion picture), bands, orchestras, and entertainers .....	—	—	—	—	—
793	Bowling centers .....	2	(D)	(D)	(D)	BB
79 ex. 792, 3, 84	Commercial sports and other amusement and recreation services, including museums .....	11	3 475	916	213	138
<b>80</b>	<b>Health services</b> .....	<b>62</b>	<b>59 028</b>	<b>30 941</b>	<b>6 699</b>	<b>989</b>
801	Offices and clinics of doctors of medicine .....	16	39 734	22 975	4 850	501
802	Offices and clinics of dentists .....	23	9 183	3 989	905	167
803	Offices and clinics of doctors of osteopathy .....	—	—	—	—	—
804	Offices and clinics of other health practitioners .....	18	(D)	(D)	(D)	BB
805	Nursing and personal care facilities .....	3	6 627	3 095	732	266
806	Hospitals .....	—	—	—	—	—
807, 8, 9	Other health services .....	2	(D)	(D)	(D)	AA
<b>81</b>	<b>Legal services</b> .....	<b>31</b>	<b>7 468</b>	<b>2 396</b>	<b>534</b>	<b>115</b>
<b>823, 4, 9</b>	<b>Selected educational services</b> .....	<b>4</b>	<b>(D)</b>	<b>(D)</b>	<b>(D)</b>	<b>BB</b>
<b>83</b>	<b>Social services</b> .....	<b>9</b>	<b>(D)</b>	<b>(D)</b>	<b>(D)</b>	<b>BB</b>
835	Child day care services .....	6	464	227	61	60
832, 3, 6, 9	Other social services .....	3	(D)	(D)	(D)	AA

**Table 6. Summary Statistics for Firms Subject to Federal Income Tax for Counties With 350 Establishments or More: 1992 — Con.**

[Includes only establishments with payroll. For meaning of abbreviations and symbols, see introductory text. For explanation of terms and comparability of 1987 and 1992 censuses, see appendix A. For information on geographic areas followed by ▲, see appendix F]

SIC code	Geographic area and kind of business or operation	Establishments (number)	Receipts (\$1,000)	Annual payroll (\$1,000)	First-quarter payroll (\$1,000)	Paid employees for pay period including March 12 (number)
<b>RENO COUNTY — Con.</b>						
<b>87 ex. 8733</b>	<b>Engineering, accounting, research, management, and related services (except noncommercial research organizations) -----</b>	<b>40</b>	<b>12 112</b>	<b>6 700</b>	<b>1 315</b>	<b>193</b>
871	Engineering, architectural, and surveying services -----	8	2 080	1 246	227	40
872	Accounting, auditing, and bookkeeping services -----	23	7 501	4 257	762	117
873 ex. 8733	Research, development, and testing services (except noncommercial research organizations) -----	1	(D)	(D)	(D)	AA
874	Management and public relations services -----	8	(D)	(D)	(D)	BB
<b>89</b>	<b>Services, n.e.c. -----</b>	<b>1</b>	<b>(D)</b>	<b>(D)</b>	<b>(D)</b>	<b>AA</b>
<b>SALINE COUNTY</b>						
	<b>Total -----</b>	<b>409</b>	<b>195 272</b>	<b>80 575</b>	<b>20 307</b>	<b>4 685</b>
<b>70 ex. 704</b>	<b>Hotels, rooming houses, camps, and other lodging places (except membership lodging) -----</b>	<b>17</b>	<b>10 892</b>	<b>2 855</b>	<b>613</b>	<b>396</b>
7011	Hotels and motels -----	14	(D)	(D)	(D)	EE
7011 pt.	Hotels -----	2	(D)	(D)	(D)	BB
7011 pt.	Motels, motor hotels, and tourist courts -----	12	(D)	(D)	(D)	EE
702, 3	Other lodging places -----	3	(D)	(D)	(D)	AA
<b>72</b>	<b>Personal services -----</b>	<b>45</b>	<b>9 519</b>	<b>3 159</b>	<b>790</b>	<b>292</b>
721	Laundry, cleaning, and garment services -----	12	2 955	709	173	56
7211	Power laundries, family and commercial* -----	2	(D)	(D)	(D)	AA
7213	Linen supply* -----	3	—	—	—	—
7215	Coin-operated laundries and drycleaning -----	3	221	49	14	9
7216	Drycleaning plants, except rug cleaning* -----	3	489	195	48	17
7217	Carpet and upholstery cleaning -----	2	(D)	(D)	(D)	AA
7218	Industrial laundries* -----	1	(D)	(D)	(D)	AA
7212, 9	Other laundry, cleaning, and garment services* -----	1	(D)	(D)	(D)	AA
722	Photographic studios, portrait -----	3	555	74	38	15
723, 4	Beauty and barber shops -----	19	2 441	1 097	270	104
723	Beauty shops -----	18	(D)	(D)	(D)	CC
724	Barber shops -----	1	(D)	(D)	(D)	AA
725	Shoe repair shops and shoeshine parlors -----	1	(D)	(D)	(D)	AA
726	Funeral service and crematories -----	4	(D)	(D)	(D)	BB
729	Miscellaneous personal services -----	6	1 963	730	205	93
<b>73</b>	<b>Business services -----</b>	<b>66</b>	<b>23 018</b>	<b>10 380</b>	<b>2 405</b>	<b>758</b>
731	Advertising -----	3	(D)	(D)	(D)	BB
732	Consumer credit reporting agencies, mercantile reporting agencies, and adjustment and collection agencies -----	4	1 751	496	108	34
733	Mailing, reproduction, commercial art and photography, and stenographic services -----	2	(D)	(D)	(D)	AA
734	Services to dwellings and other buildings -----	22	4 012	1 570	361	145
735	Miscellaneous equipment rental and leasing -----	4	707	173	42	8
736	Personnel supply services -----	6	7 396	4 788	1 159	325
737	Computer programming, data processing, and other computer related services -----	8	2 082	869	195	45
7371, 2, 3	Computer programming, prepackaged software, and integrated systems -----	5	(D)	(D)	(D)	BB
7374, 5, 6	Data processing services -----	1	(D)	(D)	(D)	AA
7377, 8, 9	Computer rental and leasing, maintenance, and related services, n.e.c. -----	2	(D)	(D)	(D)	AA
738	Miscellaneous business services -----	17	5 190	1 954	443	156
<b>75</b>	<b>Automotive repair, services, and parking -----</b>	<b>59</b>	<b>15 277</b>	<b>3 486</b>	<b>801</b>	<b>210</b>
751	Automotive rental and leasing, without drivers -----	3	(D)	(D)	(D)	AA
752	Automobile parking -----	1	(D)	(D)	(D)	AA
753	Automotive repair shops -----	47	11 487	2 885	659	166
7532	Top, body, and upholstery repair shops and paint shops -----	11	2 671	679	161	38
7538	General automotive repair shops -----	21	4 462	969	224	65
7533, 4, 6, 7, 9	Other automotive repair shops -----	15	4 354	1 237	274	63
754	Automotive services, except repair -----	8	(D)	(D)	(D)	BB
<b>76</b>	<b>Miscellaneous repair services -----</b>	<b>25</b>	<b>11 939</b>	<b>4 497</b>	<b>1 080</b>	<b>179</b>
762	Electrical repair shops -----	7	2 137	896	182	55
7622	Radio and television repair shops -----	2	(D)	(D)	(D)	AA
7623, 9	Other electrical and electronic repair shops -----	5	(D)	(D)	(D)	BB
763	Watch, clock, and jewelry repair -----	—	—	—	—	—
764	Reupholstery and furniture repair -----	1	(D)	(D)	(D)	AA
769	Miscellaneous repair and related services -----	17	(D)	(D)	(D)	CC
<b>78, 79, 84</b>	<b>Amusement and recreation services, including motion pictures and museums -----</b>	<b>18</b>	<b>4 620</b>	<b>908</b>	<b>225</b>	<b>163</b>
781, 2	Motion picture production, distribution, and services -----	2	(D)	(D)	(D)	AA
783	Motion picture theaters -----	4	(D)	(D)	(D)	BB
784	Video tape rental -----	4	827	148	42	20
792	Theatrical producers (except motion picture), bands, orchestras, and entertainers -----	—	—	—	—	—
793	Bowling centers -----	2	(D)	(D)	(D)	BB
79 ex. 792, 3, 84	Commercial sports and other amusement and recreation services, including museums -----	6	1 288	359	83	53

**Table 6. Summary Statistics for Firms Subject to Federal Income Tax for Counties With 350 Establishments or More: 1992 — Con.**

[Includes only establishments with payroll. For meaning of abbreviations and symbols, see introductory text. For explanation of terms and comparability of 1987 and 1992 censuses, see appendix A. For information on geographic areas followed by ▲, see appendix F]

SIC code	Geographic area and kind of business or operation	Establishments (number)	Receipts (\$1,000)	Annual payroll (\$1,000)	First-quarter payroll (\$1,000)	Paid employees for pay period including March 12 (number)
<b>SALINE COUNTY—Con.</b>						
<b>80</b>	<b>Health services -----</b>	<b>93</b>	<b>63 904</b>	<b>31 695</b>	<b>9 266</b>	<b>1 867</b>
801	Offices and clinics of doctors of medicine -----	32	36 873	21 261	6 905	1 202
802	Offices and clinics of dentists -----	24	8 060	2 381	467	128
803	Offices and clinics of doctors of osteopathy -----	—	—	—	—	—
804	Offices and clinics of other health practitioners -----	25	6 641	2 023	386	91
805	Nursing and personal care facilities -----	6	6 673	4 431	1 060	350
806	Hospitals -----	—	—	—	—	—
807, 8, 9	Other health services -----	6	5 657	1 599	448	96
<b>81</b>	<b>Legal services -----</b>	<b>19</b>	<b>8 964</b>	<b>3 130</b>	<b>638</b>	<b>119</b>
<b>823, 4, 9</b>	<b>Selected educational services -----</b>	<b>1</b>	<b>(D)</b>	<b>(D)</b>	<b>(D)</b>	<b>AA</b>
<b>83</b>	<b>Social services -----</b>	<b>15</b>	<b>(D)</b>	<b>(D)</b>	<b>(D)</b>	<b>BB</b>
835	Child day care services -----	10	404	124	33	20
832, 3, 6, 9	Other social services -----	5	(D)	(D)	(D)	AA
<b>87 ex. 8733</b>	<b>Engineering, accounting, research, management, and related services (except noncommercial research organizations) -----</b>	<b>49</b>	<b>45 238</b>	<b>20 176</b>	<b>4 409</b>	<b>672</b>
871	Engineering, architectural, and surveying services -----	23	14 640	6 227	1 408	222
872	Accounting, auditing, and bookkeeping services -----	13	8 439	4 227	951	155
873 ex. 8733	Research, development, and testing services (except noncommercial research organizations) -----	6	9 978	3 826	709	107
874	Management and public relations services -----	7	12 181	5 896	1 341	188
<b>89</b>	<b>Services, n.e.c. -----</b>	<b>2</b>	<b>(D)</b>	<b>(D)</b>	<b>(D)</b>	<b>AA</b>
<b>SEDGWICK COUNTY</b>						
<b>Total -----</b>		<b>3 091</b>	<b>2 169 501</b>	<b>827 569</b>	<b>185 705</b>	<b>37 293</b>
<b>70 ex. 704</b>	<b>Hotels, rooming houses, camps, and other lodging places (except membership lodging) -----</b>	<b>68</b>	<b>71 051</b>	<b>17 552</b>	<b>4 101</b>	<b>1 687</b>
7011	Hotels and motels -----	62	69 893	17 087	4 011	1 658
7011 pt.	Hotels -----	26	(D)	(D)	(D)	GG
7011 pt.	Hotels, 25 guestrooms or more -----	22	(D)	(D)	(D)	GG
7011 pt.	Hotels, less than 25 guestrooms -----	4	(D)	(D)	(D)	BB
7011 pt.	Motels, motor hotels, and tourist courts -----	36	(D)	(D)	(D)	FF
7011 pt.	Motels, tourist courts -----	31	(D)	(D)	(D)	EE
7011 pt.	Motor hotels -----	5	(D)	(D)	(D)	BB
702, 3	Other lodging places -----	6	1 158	465	90	29
702	Rooming and boarding houses -----	1	(D)	(D)	(D)	AA
703	Camps and recreational vehicle parks -----	5	(D)	(D)	(D)	BB
<b>72</b>	<b>Personal services -----</b>	<b>414</b>	<b>91 222</b>	<b>30 955</b>	<b>7 424</b>	<b>2 873</b>
721	Laundry, cleaning, and garment services -----	137	35 536	12 399	2 886	1 004
7211	Power laundries, family and commercial* -----	1	(D)	(D)	(D)	AA
7213	Linen supply* -----	2	(D)	(D)	(D)	BB
7215	Coin-operated laundries and drycleaning -----	30	(D)	(D)	(D)	CC
7216	Drycleaning plants, except rug cleaning* -----	56	10 344	3 459	810	354
7217	Carpet and upholstery cleaning -----	32	(D)	(D)	(D)	CC
7218	Industrial launderers* -----	5	11 558	4 554	1 070	230
7212, 9	Other laundry, cleaning, and garment services* -----	11	(D)	(D)	(D)	BB
7212	Garment pressing, and agents for laundries and drycleaners -----	4	(D)	(D)	(D)	AA
7219	Laundry and garment services, n.e.c.* -----	7	(D)	(D)	(D)	BB
722	Photographic studios, portrait -----	29	9 378	2 318	532	235
723, 4	Beauty and barber shops -----	162	20 636	8 409	1 992	778
723	Beauty shops -----	148	19 409	7 951	1 870	741
724	Barber shops -----	14	1 227	458	122	37
725	Shoe repair shops and shoeshine parlors -----	8	939	390	93	28
726	Funeral service and crematories -----	18	11 007	3 157	780	167
729	Miscellaneous personal services -----	60	13 726	4 282	1 141	661
7291	Tax return preparation services -----	22	(D)	(D)	(D)	EE
7299	Miscellaneous personal services, n.e.c. -----	38	(D)	(D)	(D)	EE
<b>73</b>	<b>Business services -----</b>	<b>540</b>	<b>353 443</b>	<b>143 608</b>	<b>33 402</b>	<b>9 368</b>
731	Advertising -----	29	(D)	(D)	(D)	EE
7311	Advertising agencies -----	23	13 800	6 504	1 588	213
7312	Outdoor advertising services -----	2	(D)	(D)	(D)	BB
7313	Radio, television, publishers' advertising representatives -----	2	(D)	(D)	(D)	AA
7319	Advertising, n.e.c. -----	2	(D)	(D)	(D)	AA
732	Consumer credit reporting agencies, mercantile reporting agencies, and adjustment and collection agencies -----	18	16 850	5 436	1 233	314
7322	Adjustment and collection services -----	14	(D)	(D)	(D)	CC
7323	Credit reporting services -----	4	(D)	(D)	(D)	CC
733	Mailing, reproduction, commercial art and photography, and stenographic services -----	49	(D)	(D)	(D)	EE
7331	Direct mail advertising services -----	5	9 965	4 019	888	164
7334	Photocopying and duplicating services -----	7	7 983	2 280	537	142
7335, 6	Commercial photography, art, and graphics -----	25	(D)	(D)	(D)	BB
7335	Commercial photography -----	8	1 537	262	62	17
7336	Commercial art and graphic design -----	17	(D)	(D)	(D)	BB
7338	Secretarial and court reporting services -----	12	2 411	599	128	39
734	Services to dwellings and other buildings -----	140	31 834	16 195	3 584	1 602
7342	Disinfecting and pest control services -----	27	(D)	(D)	(D)	CC
7349	Building cleaning and maintenance services, n.e.c. -----	113	(D)	(D)	(D)	GG



**Table 6. Summary Statistics for Firms Subject to Federal Income Tax for Counties With 350 Establishments or More: 1992 — Con.**

[Includes only establishments with payroll. For meaning of abbreviations and symbols, see introductory text. For explanation of terms and comparability of 1987 and 1992 censuses, see appendix A. For information on geographic areas followed by ▲, see appendix F]

SIC code	Geographic area and kind of business or operation	Establishments (number)	Receipts (\$1,000)	Annual payroll (\$1,000)	First-quarter payroll (\$1,000)	Paid employees for pay period including March 12 (number)
<b>SEDGWICK COUNTY — Con.</b>						
<b>73</b>	<b>Business services—Con.</b>					
735	Miscellaneous equipment rental and leasing -----	62	63 295	13 854	3 571	689
7352	Medical equipment rental and leasing -----	7	(D)	(D)	(D)	BB
7353	Heavy construction equipment rental and leasing -----	6	(D)	(D)	(D)	BB
7359	Equipment rental and leasing, n.e.c. -----	49	(D)	(D)	(D)	FF
736	Personnel supply services -----	40	(D)	(D)	(D)	HH
7361	Employment agencies -----	10	(D)	(D)	(D)	BB
7363	Help supply services -----	30	(D)	(D)	(D)	HH
7363 pt.	Temporary help supply -----	25	(D)	(D)	(D)	HH
7363 pt.	Help supply, except temporary -----	5	(D)	(D)	(D)	CC
737	Computer programming, data processing, and other computer related services -----	76	(D)	(D)	(D)	FF
7371, 2, 3	Computer programming, prepackaged software, and integrated systems -----	42	48 550	19 341	4 781	601
7371	Computer programming services -----	22	9 439	4 236	974	151
7372	Prepackaged software -----	9	4 507	1 656	378	44
7373	Computer integrated systems -----	11	34 604	13 449	3 429	406
7374, 5, 6	Data processing services -----	12	13 561	6 064	1 459	159
7374, 5	Computer processing, information retrieval -----	9	(D)	(D)	(D)	BB
7376	Computer facilities management services -----	3	(D)	(D)	(D)	CC
7377, 8, 9	Computer rental and leasing, maintenance, and related services, n.e.c. -----	22	(D)	(D)	(D)	CC
7377	Computer rental and leasing -----	1	(D)	(D)	(D)	AA
7378	Computer maintenance and repair -----	13	(D)	(D)	(D)	BB
7379	Computer related services, n.e.c. -----	8	(D)	(D)	(D)	AA
738	Miscellaneous business services -----	126	71 616	25 047	5 772	1 958
7381, 2	Detective agencies and protective services -----	23	16 177	7 623	1 795	679
7381	Detective, guard, and armored car services -----	16	8 643	5 612	1 340	589
7382	Security systems services -----	7	7 534	2 011	455	90
7383	News syndicates -----	17	—	—	—	—
7384	Photofinishing laboratories* -----	17	5 759	1 930	415	121
7389	Business services, n.e.c. -----	86	49 680	15 494	3 562	1 158
7389 pt.	Sign painting shops -----	5	(D)	(D)	(D)	AA
7389 pt.	Interior designing -----	7	2 340	263	72	19
7389 pt.	Telephone answering services -----	4	(D)	(D)	(D)	BB
7389 pt.	Other business services -----	70	45 909	14 601	3 348	1 082
<b>75</b>	<b>Automotive repair, services, and parking -----</b>	<b>363</b>	<b>158 262</b>	<b>39 944</b>	<b>8 766</b>	<b>1 977</b>
751	Automotive rental and leasing, without drivers -----	21	36 671	4 612	1 153	227
7513	Truck rental and leasing, without drivers -----	8	15 734	2 129	562	103
7514, 5	Passenger car rental and leasing -----	13	20 937	2 483	591	124
7514	Passenger car rental -----	12	(D)	(D)	(D)	CC
7515	Passenger car leasing -----	1	(D)	(D)	(D)	AA
7519	Utility trailer and recreational vehicle rental -----	—	—	—	—	—
752	Automobile parking -----	10	(D)	(D)	(D)	BB
753	Automotive repair shops -----	279	104 539	31 307	6 641	1 368
7532	Top, body, and upholstery repair shops and paint shops -----	69	34 238	11 199	2 092	440
7532 pt.	Top and body repair shops -----	66	(D)	(D)	(D)	EE
7532 pt.	Paint shops -----	3	(D)	(D)	(D)	BB
7538	General automotive repair shops -----	138	40 803	11 448	2 640	549
7538 pt.	General automotive repair shops, except diesel -----	130	(D)	(D)	(D)	EE
7538 pt.	Diesel repair shops -----	8	(D)	(D)	(D)	CC
7533, 4, 6, 7, 9	Other automotive repair shops -----	72	29 498	8 660	1 909	379
7533	Automotive exhaust system repair shops -----	7	(D)	(D)	(D)	BB
7534	Tire retreading and repair shops -----	3	1 816	494	116	20
7536	Automotive glass replacement shops -----	21	10 963	2 666	516	97
7537	Automotive transmission repair shops -----	12	3 367	826	195	63
7539	Automotive repair shops, n.e.c. -----	29	(D)	(D)	(D)	CC
7539 pt.	Radiator repair -----	4	(D)	(D)	(D)	AA
7539 pt.	Brake, front end, and wheel alignment -----	12	(D)	(D)	(D)	BB
7539 pt.	Automotive electrical and fuel system services -----	13	3 251	1 000	247	62
7539 pt.	Other automotive repair shops, n.e.c. -----	—	—	—	—	—
754	Automotive services, except repair -----	53	(D)	(D)	(D)	EE
7542	Carwashes -----	35	(D)	(D)	(D)	CC
7549	Automotive services, except repair and carwashes -----	18	(D)	(D)	(D)	CC
<b>76</b>	<b>Miscellaneous repair services -----</b>	<b>138</b>	<b>84 625</b>	<b>27 908</b>	<b>6 202</b>	<b>1 200</b>
762	Electrical repair shops -----	46	49 365	18 255	3 907	702
7622	Radio and television repair shops -----	11	(D)	(D)	(D)	BB
7623, 9	Other electrical and electronic repair shops -----	35	(D)	(D)	(D)	FF
7623	Refrigeration and air-conditioning service and repair shops -----	9	(D)	(D)	(D)	BB
7629	Electrical and electronic repair shops, n.e.c. -----	26	(D)	(D)	(D)	FF
763	Watch, clock, and jewelry repair -----	5	769	260	65	21
764	Reupholstery and furniture repair -----	12	(D)	(D)	(D)	BB
769	Miscellaneous repair and related services -----	75	(D)	(D)	(D)	EE
7692	Welding repair -----	9	974	183	42	18
7694	Armature rewinding shops -----	6	(D)	(D)	(D)	CC
7699	Repair shops and related services, n.e.c. -----	60	(D)	(D)	(D)	EE

**Table 6. Summary Statistics for Firms Subject to Federal Income Tax for Counties With 350 Establishments or More: 1992 — Con.**

[Includes only establishments with payroll. For meaning of abbreviations and symbols, see introductory text. For explanation of terms and comparability of 1987 and 1992 censuses, see appendix A. For information on geographic areas followed by ▲, see appendix F]

SIC code	Geographic area and kind of business or operation	Establishments (number)	Receipts (\$1,000)	Annual payroll (\$1,000)	First-quarter payroll (\$1,000)	Paid employees for pay period including March 12 (number)
<b>SEDGWICK COUNTY — Con.</b>						
<b>78, 79, 84</b>	<b>Amusement and recreation services, including motion pictures and museums</b> .....	<b>143</b>	<b>76 087</b>	<b>18 980</b>	<b>4 647</b>	<b>2 074</b>
781, 2	Motion picture production, distribution, and services .....	6	1 388	565	136	21
783	Motion picture theaters .....	14	(D)	(D)	(D)	EE
7832	Motion picture theaters, except drive-in .....	13	(D)	(D)	(D)	EE
7833	Drive-in motion picture theaters .....	1	(D)	(D)	(D)	BB
784	Video tape rental .....	21	8 013	1 336	335	188
792	Theatrical producers (except motion picture), bands, orchestras, and entertainers .....	9	(D)	(D)	(D)	CC
7922	Theatrical producers (except motion picture) and miscellaneous theatrical services .....	4	(D)	(D)	(D)	BB
7929	Bands, orchestras, actors, and other entertainers and entertainment groups .....	5	143	44	7	21
793	Bowling centers .....	13	8 168	2 242	566	256
79 ex. 792, 3, 4; 84	Commercial sports and other amusement and recreation services, including museums .....	80	45 092	12 528	3 008	1 221
794	Commercial sports .....	11	(D)	(D)	(D)	EE
7941	Professional sports clubs, managers, promoters .....	5	(D)	(D)	(D)	BB
7948	Racing, including track operation .....	6	(D)	(D)	(D)	EE
79 ex. 792, 3, 4; 84	Other amusement and recreation services, including museums .....	69	(D)	(D)	(D)	FF
791	Dance studios, schools, and halls .....	9	(D)	(D)	(D)	BB
7991	Physical fitness facilities .....	9	(D)	(D)	(D)	CC
7992	Public golf courses .....	7	(D)	(D)	(D)	CC
7993	Coin-operated amusement devices .....	5	(D)	(D)	(D)	BB
7996	Amusement parks .....	2	(D)	(D)	(D)	BB
7997	Membership sports and recreation clubs .....	6	(D)	(D)	(D)	CC
7999, 84	Amusement and recreation services, including museums, n.e.c. ..	31	7 637	1 935	479	288
7999 pt.	Concession operators of amusement devices and rides .....	—	—	—	—	—
7999 pt., 84	Carnivals, circuses, and fairs .....	1	(D)	(D)	(D)	AA
	Other recreation and amusements, including museums .....	30	(D)	(D)	(D)	EE
<b>80</b>	<b>Health services</b> .....	<b>678</b>	<b>901 948</b>	<b>383 084</b>	<b>82 956</b>	<b>12 175</b>
801	Offices and clinics of doctors of medicine .....	262	375 960	190 794	39 285	3 412
8011 pt.	Offices of doctors of medicine .....	257	(D)	(D)	(D)	HH
8011 pt.	General medical clinics .....	5	(D)	(D)	(D)	BB
802	Offices and clinics of dentists .....	170	66 632	26 281	5 814	1 010
803	Offices and clinics of doctors of osteopathy .....	15	(D)	(D)	(D)	CC
804	Offices and clinics of other health practitioners .....	124	39 746	12 869	2 949	602
8041	Offices and clinics of chiropractors .....	46	14 693	4 807	1 011	231
8042	Offices and clinics of optometrists .....	42	17 595	5 372	1 228	232
8043	Offices and clinics of podiatrists .....	6	(D)	(D)	(D)	BB
8049	Offices and clinics of health practitioners, n.e.c. .....	30	(D)	(D)	(D)	CC
805	Nursing and personal care facilities .....	25	46 414	23 327	5 711	1 880
8051	Skilled nursing care facilities .....	13	23 729	12 058	2 996	967
8052	Intermediate care facilities .....	9	(D)	(D)	(D)	FF
8059	Nursing and personal care facilities, n.e.c. .....	3	(D)	(D)	(D)	CC
806	Hospitals .....	5	(D)	(D)	(D)	HH
8062	General medical and surgical hospitals .....	1	(D)	(D)	(D)	HH
8063, 9	Specialty hospitals .....	4	(D)	(D)	(D)	EE
807, 8, 9	Other health services .....	77	(D)	(D)	(D)	GG
807	Medical and dental laboratories .....	35	(D)	(D)	(D)	EE
8071	Medical laboratories .....	15	(D)	(D)	(D)	CC
8072	Dental laboratories .....	20	8 832	4 215	1 059	208
808	Home health care services .....	14	(D)	(D)	(D)	EE
809	Miscellaneous health and allied services, n.e.c. .....	28	(D)	(D)	(D)	EE
8092	Kidney dialysis centers .....	1	(D)	(D)	(D)	BB
8093	Specialty outpatient facilities, n.e.c. .....	16	15 917	7 998	1 021	102
8099	Health and allied services, n.e.c. .....	11	(D)	(D)	(D)	CC
<b>81</b>	<b>Legal services</b> .....	<b>236</b>	<b>133 812</b>	<b>39 929</b>	<b>8 965</b>	<b>1 382</b>
<b>823, 4, 9</b>	<b>Selected educational services</b> .....	<b>29</b>	<b>(D)</b>	<b>(D)</b>	<b>(D)</b>	<b>EE</b>
823	Libraries .....	1	(D)	(D)	(D)	AA
824	Vocational schools .....	12	(D)	(D)	(D)	EE
829	Schools and educational services, n.e.c. .....	16	(D)	(D)	(D)	BB
<b>83</b>	<b>Social services</b> .....	<b>80</b>	<b>(D)</b>	<b>(D)</b>	<b>(D)</b>	<b>FF</b>
835	Child day care services .....	49	(D)	(D)	(D)	EE
832, 3, 6, 9	Other social services .....	31	10 209	3 120	761	272

**Table 6. Summary Statistics for Firms Subject to Federal Income Tax for Counties With 350 Establishments or More: 1992 — Con.**

[Includes only establishments with payroll. For meaning of abbreviations and symbols, see introductory text. For explanation of terms and comparability of 1987 and 1992 censuses, see appendix A. For information on geographic areas followed by ▲, see appendix F]

SIC code	Geographic area and kind of business or operation	Establishments (number)	Receipts (\$1,000)	Annual payroll (\$1,000)	First-quarter payroll (\$1,000)	Paid employees for pay period including March 12 (number)
<b>SEDGWICK COUNTY — Con.</b>						
<b>87 ex. 8733</b>	<b>Engineering, accounting, research, management, and related services (except noncommercial research organizations) -----</b>	<b>383</b>	<b>234 019</b>	<b>106 542</b>	<b>24 418</b>	<b>3 291</b>
871	Engineering, architectural, and surveying services -----	87	88 566	52 952	11 463	1 186
8711	Engineering services -----	49	64 319	42 232	9 170	868
8712	Architectural services -----	33	21 322	8 771	1 958	263
8713	Surveying services -----	5	2 925	1 949	335	55
872	Accounting, auditing, and bookkeeping services -----	165	(D)	(D)	(D)	FF
873 ex. 8733	Research, development, and testing services (except noncommercial research organizations) -----	21	(D)	(D)	(D)	CC
8731	Commercial physical and biological research -----	1	(D)	(D)	(D)	AA
8732	Commercial economic, sociological, and educational research -----	13	(D)	(D)	(D)	CC
8734	Testing laboratories -----	7	(D)	(D)	(D)	CC
874	Management and public relations services -----	110	78 877	28 215	6 673	983
8741	Management services -----	48	50 239	20 492	5 014	665
8742	Management consulting services -----	35	(D)	(D)	(D)	BB
8743	Public relations services -----	4	(D)	(D)	(D)	BB
8744	Facilities support management services -----	1	(D)	(D)	(D)	BB
8748	Business consulting services, n.e.c. -----	22	(D)	(D)	(D)	CC
<b>89</b>	<b>Services, n.e.c. -----</b>	<b>19</b>	<b>(D)</b>	<b>(D)</b>	<b>(D)</b>	<b>BB</b>
<b>SHAWNEE COUNTY</b> (Coextensive with Topeka, KS MSA; see table 7a.)						
<b>WYANDOTTE COUNTY</b>						
	<b>Total -----</b>	<b>799</b>	<b>506 797</b>	<b>170 567</b>	<b>37 781</b>	<b>8 579</b>
<b>70 ex. 704</b>	<b>Hotels, rooming houses, camps, and other lodging places (except membership lodging) -----</b>	<b>10</b>	<b>(D)</b>	<b>(D)</b>	<b>(D)</b>	<b>CC</b>
7011	Hotels and motels -----	9	(D)	(D)	(D)	CC
7011 pt.	Hotels -----	1	(D)	(D)	(D)	BB
7011 pt.	Motels, motor hotels, and tourist courts -----	8	(D)	(D)	(D)	BB
702, 3	Other lodging places -----	1	(D)	(D)	(D)	BB
<b>72</b>	<b>Personal services -----</b>	<b>95</b>	<b>24 900</b>	<b>7 800</b>	<b>1 975</b>	<b>741</b>
721	Laundry, cleaning, and garment services -----	28	(D)	(D)	(D)	EE
7211	Power laundries, family and commercial* -----	1	(D)	(D)	(D)	BB
7213	Linen supply* -----	3	(D)	(D)	(D)	CC
7215	Coin-operated laundries and drycleaning -----	7	1 321	418	77	34
7216	Drycleaning plants, except rug cleaning* -----	8	(D)	(D)	(D)	BB
7217	Carpet and upholstery cleaning -----	4	261	88	14	10
7218	Industrial launderers* -----	5	726	626	148	61
7212, 9	Other laundry, cleaning, and garment services* -----	5	726	626	148	61
722	Photographic studios, portrait -----	4	(D)	(D)	(D)	AA
723, 4	Beauty and barber shops -----	36	3 043	1 375	318	124
723	Beauty shops -----	32	(D)	(D)	(D)	CC
724	Barber shops -----	4	(D)	(D)	(D)	AA
725	Shoe repair shops and shoeshine parlors -----	2	(D)	(D)	(D)	AA
726	Funeral service and crematories -----	11	5 281	1 399	306	73
729	Miscellaneous personal services -----	14	(D)	(D)	(D)	CC
<b>73</b>	<b>Business services -----</b>	<b>143</b>	<b>79 232</b>	<b>26 900</b>	<b>5 787</b>	<b>1 788</b>
731	Advertising -----	4	(D)	(D)	(D)	AA
732	Consumer credit reporting agencies, mercantile reporting agencies, and adjustment and collection agencies -----	4	2 124	1 107	237	45
733	Mailing, reproduction, commercial art and photography, and stenographic services -----	15	4 425	1 370	337	56
734	Services to dwellings and other buildings -----	41	7 664	3 160	622	290
735	Miscellaneous equipment rental and leasing -----	24	20 140	4 727	957	197
736	Personnel supply services -----	12	10 106	7 098	1 155	575
737	Computer programming, data processing, and other computer related services -----	12	(D)	(D)	(D)	CC
7371, 2, 3	Computer programming, prepackaged software, and integrated systems -----	7	(D)	(D)	(D)	BB
7374, 5, 6	Data processing services -----	4	(D)	(D)	(D)	BB
7377, 8, 9	Computer rental and leasing, maintenance, and related services, n.e.c. -----	1	(D)	(D)	(D)	AA
738	Miscellaneous business services -----	31	(D)	(D)	(D)	EE
<b>75</b>	<b>Automotive repair, services, and parking -----</b>	<b>117</b>	<b>50 492</b>	<b>12 542</b>	<b>3 080</b>	<b>667</b>
751	Automotive rental and leasing, without drivers -----	11	(D)	(D)	(D)	BB
752	Automobile parking -----	1	(D)	(D)	(D)	AA
753	Automotive repair shops -----	88	29 592	8 444	2 030	418
7532	Top, body, and upholstery repair shops and paint shops -----	29	12 217	3 589	782	144
7538	General automotive repair shops -----	36	8 795	2 435	631	154
7533, 4, 6, 7, 9	Other automotive repair shops -----	23	8 580	2 420	617	120
754	Automotive services, except repair -----	17	(D)	(D)	(D)	CC

**Table 6. Summary Statistics for Firms Subject to Federal Income Tax for Counties With 350 Establishments or More: 1992 — Con.**

[Includes only establishments with payroll. For meaning of abbreviations and symbols, see introductory text. For explanation of terms and comparability of 1987 and 1992 censuses, see appendix A. For information on geographic areas followed by ▲, see appendix F]

SIC code	Geographic area and kind of business or operation	Establishments (number)	Receipts (\$1,000)	Annual payroll (\$1,000)	First-quarter payroll (\$1,000)	Paid employees for pay period including March 12 (number)
<b>WYANDOTTE COUNTY — Con.</b>						
<b>76</b>	<b>Miscellaneous repair services -----</b>	<b>40</b>	<b>22 104</b>	<b>10 248</b>	<b>2 529</b>	<b>408</b>
762	Electrical repair shops -----	8	4 570	3 555	861	124
7622	Radio and television repair shops -----	3	(D)	(D)	(D)	CC
7623, 9	Other electrical and electronic repair shops -----	5	(D)	(D)	(D)	AA
763	Watch, clock, and jewelry repair -----	—	—	—	—	—
764	Reupholstery and furniture repair -----	3	(D)	(D)	(D)	AA
769	Miscellaneous repair and related services -----	29	(D)	(D)	(D)	EE
<b>78, 79, 84</b>	<b>Amusement and recreation services, including motion pictures and museums -----</b>	<b>41</b>	<b>108 535</b>	<b>12 889</b>	<b>3 616</b>	<b>1 094</b>
781, 2	Motion picture production, distribution, and services -----	4	(D)	(D)	(D)	BB
783	Motion picture theaters -----	2	(D)	(D)	(D)	BB
784	Video tape rental -----	4	(D)	(D)	(D)	BB
792	Theatrical producers (except motion picture), bands, orchestras, and entertainers -----	6	(D)	(D)	(D)	BB
793	Bowling centers -----	6	(D)	(D)	(D)	BB
79 ex. 792, 3; 84	Commercial sports and other amusement and recreation services, including museums -----	19	48 210	9 947	2 875	839
<b>80</b>	<b>Health services -----</b>	<b>183</b>	<b>144 083</b>	<b>62 936</b>	<b>12 839</b>	<b>2 018</b>
801	Offices and clinics of doctors of medicine -----	92	91 237	41 443	7 948	823
802	Offices and clinics of dentists -----	43	12 630	5 465	1 132	196
803	Offices and clinics of doctors of osteopathy -----	1	(D)	(D)	(D)	AA
804	Offices and clinics of other health practitioners -----	21	4 921	1 471	371	64
805	Nursing and personal care facilities -----	10	14 945	7 996	1 819	646
806	Hospitals -----	—	—	—	—	—
807, 8, 9	Other health services -----	16	(D)	(D)	(D)	EE
<b>81</b>	<b>Legal services -----</b>	<b>69</b>	<b>25 983</b>	<b>11 891</b>	<b>2 150</b>	<b>331</b>
<b>823, 4, 9</b>	<b>Selected educational services -----</b>	<b>2</b>	<b>(D)</b>	<b>(D)</b>	<b>(D)</b>	<b>BB</b>
<b>83</b>	<b>Social services -----</b>	<b>31</b>	<b>5 499</b>	<b>2 081</b>	<b>490</b>	<b>223</b>
835	Child day care services -----	22	2 495	1 115	264	164
832, 3, 6, 9	Other social services -----	9	3 004	966	226	59
<b>87 ex. 8733</b>	<b>Engineering, accounting, research, management, and related services (except noncommercial research organizations) -----</b>	<b>65</b>	<b>39 822</b>	<b>21 359</b>	<b>4 856</b>	<b>1 100</b>
871	Engineering, architectural, and surveying services -----	17	9 924	5 437	1 279	157
872	Accounting, auditing, and bookkeeping services -----	27	(D)	(D)	(D)	CC
873 ex. 8733	Research, development, and testing services (except noncommercial research organizations) -----	2	(D)	(D)	(D)	AA
874	Management and public relations services -----	19	23 828	12 540	3 005	797
<b>89</b>	<b>Services, n.e.c. -----</b>	<b>3</b>	<b>(D)</b>	<b>(D)</b>	<b>(D)</b>	<b>BB</b>

**Table 7a. Summary Statistics for Firms Subject to Federal Income Tax for Metropolitan Areas: 1992**

[Includes only establishments with payroll. For meaning of abbreviations and symbols, see introductory text. For explanation of terms and comparability of 1987 and 1992 censuses, see appendix A. For definitions of CMSA's, MSA's, and PMSA's, see appendix D]

SIC code	Geographic area and kind of business or operation	Establishments (number)	Receipts (\$1,000)	Annual payroll (\$1,000)	First-quarter payroll (\$1,000)	Paid employees for pay period including March 12 (number)
<b>KANSAS CITY, MO—KS MSA</b>						
	<b>Total -----</b>	<b>12 561</b>	<b>8 174 389</b>	<b>3 227 359</b>	<b>719 656</b>	<b>146 421</b>
<b>70 ex. 704</b>	<b>Hotels, rooming houses, camps, and other lodging places (except membership lodging) -----</b>	<b>201</b>	<b>313 630</b>	<b>89 856</b>	<b>20 960</b>	<b>8 523</b>
7011	Hotels and motels -----	186	311 359	89 204	20 830	8 454
7011 pt.	Hotels -----	94	266 502	78 403	18 381	6 956
7011 pt.	Hotels, 25 guestrooms or more -----	84	265 363	78 240	18 327	6 910
7011 pt.	Hotels, less than 25 guestrooms -----	10	1 139	163	54	46
7011 pt.	Motels, motor hotels, and tourist courts -----	92	44 857	10 801	2 449	1 498
7011 pt.	Motels, tourist courts -----	74	29 475	6 532	1 283	882
7011 pt.	Motor hotels -----	18	15 382	4 269	1 166	616
702, 3	Other lodging places -----	15	2 271	652	130	69
702	Rooming and boarding houses -----	7	1 409	514	111	51
703	Camps and recreational vehicle parks -----	8	862	138	19	18
7032	Sporting and recreational camps -----	4	410	58	8	11
7033	Recreational vehicle parks and campsites -----	4	452	80	11	7

**Table 7a. Summary Statistics for Firms Subject to Federal Income Tax for Metropolitan Areas: 1992 — Con.**

[Includes only establishments with payroll. For meaning of abbreviations and symbols, see introductory text. For explanation of terms and comparability of 1987 and 1992 censuses, see appendix A. For definitions of CMSA's, MSA's, and PMSA's, see appendix D]

SIC code	Geographic area and kind of business or operation	Establishments (number)	Receipts (\$1,000)	Annual payroll (\$1,000)	First-quarter payroll (\$1,000)	Paid employees for pay period including March 12 (number)
<b>KANSAS CITY, MO-KS MSA — Con.</b>						
<b>72</b>	<b>Personal services -----</b>	<b>1 503</b>	<b>325 331</b>	<b>115 793</b>	<b>27 919</b>	<b>10 426</b>
721	Laundry, cleaning, and garment services -----	448	128 706	43 632	10 204	3 760
7211	Power laundries, family and commercial* -----	6	4 424	2 002	529	130
7213	Linen supply* -----	8	21 117	6 466	1 487	428
7215	Coin-operated laundries and drycleaning -----	83	12 408	2 390	522	273
7215 pt.	Coin-operated laundries and drycleaning stores -----	81	(D)	(D)	(D)	CC
7215 pt.	Coin-operated laundry routes -----	2	(D)	(D)	(D)	BB
7216	Drycleaning plants, except rug cleaning* -----	186	43 000	15 500	3 784	1 524
7217	Carpet and upholstery cleaning -----	86	14 682	5 127	1 158	631
7218	Industrial laundreters* -----	9	24 855	9 263	2 064	468
7212, 9	Other laundry, cleaning, and garment services* -----	70	8 220	2 884	660	306
7212	Garment pressing, and agents for laundries and drycleaners -----	28	3 992	1 059	225	102
7219	Laundry and garment services, n.e.c.* -----	42	4 228	1 825	435	204
722	Photographic studios, portrait -----	84	23 509	5 224	1 272	524
723, 4	Beauty and barber shops -----	656	81 208	37 551	8 866	3 131
723	Beauty shops -----	607	76 410	35 465	8 330	3 005
724	Barber shops -----	49	4 798	2 086	536	126
725	Shoe repair shops and shoeshine parlors -----	23	2 335	667	185	63
726	Funeral service and crematories -----	91	41 152	10 973	2 361	568
729	Miscellaneous personal services -----	201	48 421	17 746	5 031	2 380
7291	Tax return preparation services -----	60	12 763	6 987	2 545	1 362
7299	Miscellaneous personal services, n.e.c. -----	141	35 658	10 759	2 486	1 018
7299 pt.	Massage parlors, tanning salons, and saunas -----	36	3 274	726	186	126
7299 pt.	Other personal services -----	105	32 384	10 033	2 300	892
7299 pt.	Diet and weight reducing services -----	42	15 943	4 312	953	492
7299 pt.	Formal wear rental -----	12	4 302	953	222	84
7299 pt.	Other personal services, n.e.c. -----	51	12 139	4 768	1 125	316
<b>73</b>	<b>Business services -----</b>	<b>2 413</b>	<b>1 853 862</b>	<b>702 932</b>	<b>163 892</b>	<b>44 098</b>
731	Advertising -----	176	153 406	60 411	14 672	1 868
7311	Advertising agencies -----	148	131 702	52 589	12 401	1 406
7312	Outdoor advertising services -----	9	8 606	2 408	590	70
7313	Radio, television, publishers' advertising representatives -----	10	8 247	4 030	1 352	137
7313 pt.	Radio, television advertising representatives -----	4	(D)	(D)	(D)	BB
7313 pt.	Publishers' advertising representatives -----	6	(D)	(D)	(D)	CC
7319	Advertising, n.e.c. -----	9	4 851	1 384	329	255
732	Consumer credit reporting agencies, mercantile reporting agencies, and adjustment and collection agencies -----	62	48 196	18 423	4 117	876
7322	Adjustment and collection services -----	49	31 511	15 234	3 378	755
7323	Credit reporting services -----	13	16 685	3 189	739	121
733	Mailing, reproduction, commercial art and photography, and stenographic services -----	252	143 567	45 081	10 703	1 903
7331	Direct mail advertising services -----	40	60 569	17 038	4 150	690
7331 pt.	Mailing list compilers, brokers, and managers -----	11	11 419	3 079	820	147
7331 pt.	Direct mail advertising services, except mailing list services -----	29	49 150	13 959	3 330	543
7334	Photocopying and duplicating services -----	40	28 484	9 595	2 128	460
7334 pt.	Blueprinting and photocopying services -----	39	(D)	(D)	(D)	EE
7334 pt.	Duplicating services, except printing and photocopying -----	1	(D)	(D)	(D)	AA
7335, 6	Commercial photography, art, and graphics -----	122	41 265	13 020	3 117	480
7335	Commercial photography -----	33	8 372	2 753	556	106
7336	Commercial art and graphic design -----	89	32 893	10 267	2 561	374
7336 pt.	Commercial art -----	22	5 154	1 879	564	71
7336 pt.	Graphic arts and related design -----	67	27 739	8 388	1 997	303
7338	Secretarial and court reporting services -----	50	13 249	5 428	1 308	273
734	Services to dwellings and other buildings -----	509	128 563	68 247	15 496	7 445
7342	Disinfecting and pest control services -----	76	26 381	10 201	2 143	453
7349	Building cleaning and maintenance services, n.e.c. -----	433	102 182	58 046	13 353	6 992
735	Miscellaneous equipment rental and leasing -----	189	150 534	32 087	7 243	1 442
7352	Medical equipment rental and leasing -----	21	34 419	6 256	1 391	273
7353	Heavy construction equipment rental and leasing -----	14	18 074	5 014	1 072	160
7353 pt.	Rental and leasing of heavy construction equipment without operators -----	10	(D)	(D)	(D)	BB
7353 pt.	Rental and leasing of heavy construction equipment with operators -----	4	(D)	(D)	(D)	BB
7359	Equipment rental and leasing, n.e.c. -----	154	98 041	20 817	4 780	1 009
7359 pt.	Equipment rental -----	141	78 652	18 164	4 236	917
7359 pt.	Rent-to-own -----	44	21 532	3 577	894	214
7359 pt.	Equipment rental, except rent-to-own -----	97	57 120	14 587	3 342	703
7359 pt.	Equipment leasing, except finance leasing -----	13	19 389	2 653	544	92
736	Personnel supply services -----	262	227 529	153 383	34 268	16 961
7361	Employment agencies -----	97	25 103	13 362	2 976	776
7363	Help supply services -----	165	202 426	140 021	31 292	16 185
7363 pt.	Temporary help supply -----	132	164 553	111 474	25 155	14 044
7363 pt.	Help supply, except temporary -----	33	37 873	28 547	6 137	2 141
7363 pt.	Employee leasing -----	20	28 617	22 795	5 206	1 853
7363 pt.	Other help supply services -----	13	9 256	5 752	931	288
737	Computer programming, data processing, and other computer related services -----	417	560 534	192 032	45 690	5 505
7371, 2, 3	Computer programming, prepackaged software, and integrated systems -----	238	381 121	135 096	30 848	3 525
7371	Computer programming services -----	150	251 900	99 053	22 352	2 453
7372	Prepackaged software -----	46	38 810	11 453	2 579	361
7373	Computer integrated systems -----	42	90 411	24 590	5 917	711
7374, 5, 6	Data processing services -----	74	98 938	30 886	8 833	1 261
7374, 5	Computer processing, information retrieval -----	70	97 783	30 315	8 634	1 229
7374	Computer processing and data preparation and processing services -----	62	92 874	28 736	8 242	1 164
7375	Information retrieval services -----	8	4 909	1 579	392	65
7376	Computer facilities management services -----	4	1 155	571	199	32

**Table 7a. Summary Statistics for Firms Subject to Federal Income Tax for Metropolitan Areas: 1992 — Con.**

[Includes only establishments with payroll. For meaning of abbreviations and symbols, see introductory text. For explanation of terms and comparability of 1987 and 1992 censuses, see appendix A. For definitions of CMSA's, MSA's, and PMSA's, see appendix D]

SIC code	Geographic area and kind of business or operation	Establishments (number)	Receipts (\$1,000)	Annual payroll (\$1,000)	First-quarter payroll (\$1,000)	Paid employees for pay period including March 12 (number)
<b>KANSAS CITY, MO-KS MSA — Con.</b>						
<b>73</b>	<b>Business services — Con.</b>					
737	Computer programming, data processing, and other computer related services — Con.					
7377, 8, 9	Computer rental and leasing, maintenance, and related services, n.e.c. -----	105	80 475	26 050	6 009	719
7377	Computer rental and leasing -----	10	9 874	2 010	428	80
7378	Computer maintenance and repair -----	42	37 125	7 755	1 944	225
7379	Computer related services, n.e.c. -----	53	33 476	16 285	3 637	414
7379 pt.	Computer consultants -----	38	29 096	14 947	3 260	308
7379 pt.	Miscellaneous computer services, n.e.c. -----	15	4 380	1 338	377	106
738	Miscellaneous business services -----	546	441 533	133 268	31 703	8 098
7381, 2	Detective agencies and protective services -----	94	92 117	38 967	10 146	3 218
7381	Detective, guard, and armored car services -----	77	72 912	31 452	8 283	2 891
7381 pt.	Detective agencies and guard services -----	72	(D)	(D)	(D)	HH
7381 pt.	Armored car services -----	5	(D)	(D)	(D)	CC
7382	Security systems services -----	17	19 205	7 515	1 863	327
7383	News syndicates -----	4	(D)	(D)	(D)	EE
7384	Photofinishing laboratories* -----	54	52 282	13 487	3 074	815
7384 pt.	Photofinishing laboratories, except "one-hour" (mini) labs* -----	24	43 040	11 713	2 646	669
7384 pt.	One-hour (mini) photofinishing* -----	30	9 242	1 774	428	146
7389	Business services, n.e.c. -----	394	(D)	(D)	(D)	HH
7389 pt.	Sign painting shops -----	27	6 891	2 870	605	115
7389 pt.	Interior designing -----	46	13 401	2 561	563	148
7389 pt.	Telephone answering services -----	24	9 414	4 195	975	466
7389 pt.	Other business services -----	297	(D)	(D)	(D)	HH
7389 pt.	Water softening and conditioning services -----	5	(D)	(D)	(D)	CC
7389 pt.	Packaging and labeling services -----	14	12 477	3 517	643	199
7389 pt.	Trading stamp services -----	1	(D)	(D)	(D)	AA
7389 pt.	Miscellaneous business services -----	277	171 438	49 622	11 069	2 650
7389 pt.	Convention and trade show services -----	21	14 958	4 608	948	253
7389 pt.	Private mail centers -----	18	7 244	2 234	520	198
7389 pt.	Miscellaneous business services, n.e.c. -----	238	149 236	42 780	9 601	2 199
<b>75</b>	<b>Automotive repair, services, and parking -----</b>	<b>1 248</b>	<b>547 879</b>	<b>121 490</b>	<b>28 456</b>	<b>6 698</b>
751	Automotive rental and leasing, without drivers -----	76	173 053	23 142	5 445	1 136
7513	Truck rental and leasing, without drivers -----	38	81 106	9 151	2 137	401
7513 pt.	Truck rental, without drivers -----	19	54 784	5 500	1 283	264
7513 pt.	Truck leasing, except finance leasing -----	19	26 322	3 651	854	137
7514, 5	Passenger car rental and leasing -----	38	91 947	13 991	3 308	735
7514	Passenger car rental -----	30	67 087	10 213	2 523	626
7515	Passenger car leasing -----	8	24 860	3 778	785	109
7519	Utility trailer and recreational vehicle rental -----	-	-	-	-	-
752	Automobile parking -----	122	34 092	3 378	845	342
7521 pt.	Parking lots -----	97	27 353	2 547	632	263
7521 pt.	Parking structures -----	25	6 739	831	213	79
753	Automotive repair shops -----	869	298 439	81 532	18 877	3 884
7532	Top, body, and upholstery repair shops and paint shops -----	246	100 770	31 936	7 097	1 399
7532 pt.	Top and body repair shops -----	230	97 186	30 590	6 793	1 328
7532 pt.	Paint shops -----	16	3 584	1 346	304	71
7538	General automotive repair shops -----	405	124 380	30 057	7 036	1 535
7538 pt.	General automotive repair shops, except diesel -----	378	96 864	25 924	6 068	1 359
7538 pt.	Diesel repair shops -----	27	27 516	4 133	968	176
7533, 4, 6, 7, 9	Other automotive repair shops -----	218	73 289	19 539	4 744	950
7533	Automotive exhaust system repair shops -----	46	15 341	4 308	981	204
7534	Tire retreading and repair shops -----	11	15 459	3 516	850	124
7536	Automotive glass replacement shops -----	37	14 649	3 807	880	151
7537	Automotive transmission repair shops -----	46	11 457	3 226	803	171
7539	Automotive repair shops, n.e.c. -----	78	16 383	4 682	1 230	300
7539 pt.	Radiator repair -----	20	4 673	987	332	81
7539 pt.	Brake, front end, and wheel alignment -----	26	4 870	1 661	403	80
7539 pt.	Automotive electrical and fuel system services -----	23	4 843	1 387	335	101
7539 pt.	Carburetor repair shops -----	10	2 353	739	179	43
7539 pt.	Automotive electrical repair shops -----	13	2 490	648	156	58
7539 pt.	Other automotive repair shops, n.e.c. -----	9	1 997	647	160	38
754	Automotive services, except repair -----	181	42 295	13 438	3 289	1 336
7542	Carwashes -----	103	19 616	6 947	1 707	860
7549	Automotive services, except repair and carwashes -----	78	22 679	6 491	1 582	476
7549 pt.	Lubrication shops -----	34	12 584	3 393	803	277
7549 pt.	Other automotive services -----	44	10 095	3 098	779	199
7549 pt.	Towing services -----	32	8 733	2 708	687	161
7549 pt.	Other automotive services, n.e.c. -----	12	1 362	390	92	38
<b>76</b>	<b>Miscellaneous repair services -----</b>	<b>513</b>	<b>198 032</b>	<b>69 091</b>	<b>16 663</b>	<b>3 235</b>
762	Electrical repair shops -----	165	64 238	26 378	6 417	1 267
7622	Radio and television repair shops -----	54	19 040	9 055	2 264	360
7623, 9	Other electrical and electronic repair shops -----	111	45 198	17 323	4 153	907
7623	Refrigeration and air-conditioning service and repair shops -----	28	7 375	2 441	502	91
7629	Electrical and electronic repair shops, n.e.c. -----	83	37 823	14 882	3 651	816
763	Watch, clock, and jewelry repair -----	14	2 199	579	132	41
764	Reupholstery and furniture repair -----	49	7 337	2 714	638	190
769	Miscellaneous repair and related services -----	285	124 258	39 420	9 476	1 737
7692	Welding repair -----	26	4 959	1 808	468	129
7694	Armature rewinding shops -----	12	13 109	3 965	958	118
7699	Repair shops and related services, n.e.c. -----	247	106 190	33 647	8 050	1 490
7699 pt.	Farm machinery and equipment repair -----	9	1 309	331	76	23
7699 pt.	Lawnmower and other small gasoline engine repair -----	18	3 626	834	188	57
7699 pt.	Sewer and septic tank cleaning services -----	14	12 211	5 311	1 204	200
7699 pt.	Other repair and related services, n.e.c. -----	206	89 044	27 171	6 582	1 210

**Table 7a. Summary Statistics for Firms Subject to Federal Income Tax for Metropolitan Areas: 1992 — Con.**

[Includes only establishments with payroll. For meaning of abbreviations and symbols, see introductory text. For explanation of terms and comparability of 1987 and 1992 censuses, see appendix A. For definitions of CMSA's, MSA's, and PMSA's, see appendix D]

SIC code	Geographic area and kind of business or operation	Establishments (number)	Receipts (\$1,000)	Annual payroll (\$1,000)	First-quarter payroll (\$1,000)	Paid employees for pay period including March 12 (number)
<b>KANSAS CITY, MO-KS MSA — Con.</b>						
<b>78, 79, 84</b>	<b>Amusement and recreation services, including motion pictures and museums</b>	<b>642</b>	<b>450 703</b>	<b>170 220</b>	<b>28 682</b>	<b>8 252</b>
781, 2	Motion picture production, distribution, and services	53	83 790	8 160	1 935	306
7812 pt.	Motion picture production, except for television	19	7 327	2 023	527	68
7812 pt.	Motion picture and tape production for television	12	(D)	(D)	(D)	BB
7819	Services allied to motion picture production	10	9 300	1 780	412	72
7822 pt.	Motion picture film and tape distributors	11	61 230	2 239	517	106
7822 pt.	Motion picture film exchanges	6	(D)	(D)	(D)	BB
7822 pt.	Video tape wholesalers	5	(D)	(D)	(D)	BB
7822 pt.	Film and tape distribution for television	—	—	—	—	—
7829	Services allied to motion picture distribution	1	(D)	(D)	(D)	AA
783	Motion picture theaters	47	56 812	6 417	1 494	994
7832	Motion picture theaters, except drive-in	41	54 729	6 067	1 453	940
7833	Drive-in motion picture theaters	6	2 083	350	41	54
784	Video tape rental	127	46 670	7 005	1 696	967
792	Theatrical producers (except motion picture), bands, orchestras, and entertainers	50	12 072	3 645	772	309
7922	Theatrical producers (except motion picture) and miscellaneous theatrical services	26	9 466	2 584	581	222
7922 pt.	Producers of live theatrical productions	6	3 231	1 252	260	122
7922 pt.	Producers of radio and television shows, except tape producers	2	(D)	(D)	(D)	AA
7922 pt.	Artists' and entertainers' managers or agents, concert bureaus, booking agents	9	2 616	292	71	20
7922 pt.	Other theatrical services	9	(D)	(D)	(D)	BB
7929	Bands, orchestras, actors, and other entertainers and entertainment groups	24	2 606	1 061	191	87
7929 pt.	Dance groups and artists	—	—	—	—	—
7929 pt.	Symphony orchestras, opera companies, and chamber music organizations	—	—	—	—	—
7929 pt.	Other music and entertainment presentations	24	2 606	1 061	191	87
7929 pt.	Other music groups and artists	12	636	229	80	45
7929 pt.	Other entertainers and entertainment groups	12	1 970	832	111	42
793	Bowling centers	44	24 937	6 841	1 698	780
79 ex. 792, 3, 84	Commercial sports and other amusement and recreation services, including museums	321	226 422	138 152	21 087	4 896
794	Commercial sports	18	99 199	103 119	13 792	1 343
7941	Professional sports clubs, managers, promoters	10	(D)	(D)	(D)	FF
7941 pt.	Baseball clubs	1	(D)	(D)	(D)	CC
7941 pt.	Football clubs	1	(D)	(D)	(D)	CC
7941 pt.	Other professional sports clubs	1	(D)	(D)	(D)	BB
7941 pt.	Managers and promoters	7	12 239	1 391	623	168
7948	Racing, including track operation	8	(D)	(D)	(D)	FF
7948 pt.	Auto racetrack operation	3	1 560	108	15	8
7948 pt.	Horse racetrack operation	1	(D)	(D)	(D)	EE
7948 pt.	Dog racetrack operation	1	(D)	(D)	(D)	EE
7948 pt.	Racing stables and racing, n.e.c.	3	618	151	42	9
79 ex. 792, 3, 4; 84	Other amusement and recreation services, including museums	303	127 223	35 033	7 295	3 553
791	Dance studios, schools, and halls	52	5 931	2 169	495	280
7991	Physical fitness facilities	54	24 679	6 737	1 708	946
7991 pt.	Physical fitness centers, except gymnasiums and athletic clubs	45	21 623	5 714	1 446	791
7991 pt.	Gymnasiums and athletic clubs	9	3 056	1 023	262	155
7992	Public golf courses	20	10 288	2 758	580	314
7993	Coin-operated amusement devices	30	9 004	1 440	352	108
7996	Amusement parks	7	(D)	(D)	(D)	FF
7997	Membership sports and recreation clubs	33	16 780	5 000	1 166	461
7999, 84	Amusement and recreation services, including museums, n.e.c.	107	(D)	(D)	(D)	FF
7999 pt.	Concession operators of amusement devices and rides	5	(D)	(D)	(D)	BB
7999 pt.	Carnivals, circuses, and fairs	3	2 348	326	44	18
7999 pt.	Carnivals and circuses	3	2 348	326	44	18
7999 pt., 84	Fairs	—	—	—	—	—
7999 pt., 84	Other recreation and amusements, including museums	99	(D)	(D)	(D)	FF
84	Museums, art galleries, and botanical and zoological gardens	4	(D)	(D)	(D)	BB
841	Museums and art galleries	2	(D)	(D)	(D)	BB
842	Arboreta and botanical or zoological gardens	2	(D)	(D)	(D)	AA
7999 pt.	Roller skating rinks	18	3 278	1 016	277	226
7999 pt.	Ice skating rinks	—	—	—	—	—
7999 pt.	Other amusement and recreation services, n.e.c.	77	21 460	5 058	1 205	461
<b>80</b>	<b>Health services</b>	<b>2 855</b>	<b>2 185 509</b>	<b>990 267</b>	<b>219 682</b>	<b>33 776</b>
801	Offices and clinics of doctors of medicine	1 117	977 614	537 304	112 532	9 969
8011 pt.	Offices of doctors of medicine	1 047	889 971	496 042	103 009	8 986
8011 pt.	General medical clinics	70	87 643	41 262	9 523	983
802	Offices and clinics of dentists	767	215 822	82 628	18 132	3 720
8021 pt.	Offices of dentists	765	(D)	(D)	(D)	HH
8021 pt.	Dental clinics	2	(D)	(D)	(D)	AA
803	Offices and clinics of doctors of osteopathy	109	46 389	23 185	4 640	661
8031 pt.	Offices of osteopathic physicians	102	44 268	21 912	4 422	634
8031 pt.	Osteopathic clinics	7	2 121	1 273	218	27
804	Offices and clinics of other health practitioners	447	94 767	33 321	7 254	1 572
8041	Offices and clinics of chiropractors	188	28 185	8 254	1 789	505
8042	Offices and clinics of optometrists	76	19 298	5 005	1 129	257
8043	Offices and clinics of podiatrists	35	10 200	4 369	976	139
8049	Offices and clinics of health practitioners, n.e.c.	148	37 084	15 693	3 360	671

**Table 7a. Summary Statistics for Firms Subject to Federal Income Tax for Metropolitan Areas: 1992 — Con.**

[Includes only establishments with payroll. For meaning of abbreviations and symbols, see introductory text. For explanation of terms and comparability of 1987 and 1992 censuses, see appendix A. For definitions of CMSA's, MSA's, and PMSA's, see appendix D]

SIC code	Geographic area and kind of business or operation	Establishments (number)	Receipts (\$1,000)	Annual payroll (\$1,000)	First-quarter payroll (\$1,000)	Paid employees for pay period including March 12 (number)
<b>KANSAS CITY, MO-KS MSA — Con.</b>						
<b>80</b>	<b>Health services — Con.</b>					
805	Nursing and personal care facilities .....	139	222 774	103 165	25 877	9 079
8051	Skilled nursing care facilities .....	106	197 637	91 354	22 676	7 848
8052	Intermediate care facilities .....	23	17 007	8 245	2 311	938
8059	Nursing and personal care facilities, n.e.c. ....	10	8 130	3 566	890	293
806	Hospitals .....	12	176 809	61 828	15 301	2 437
8062	General medical and surgical hospitals .....	1	(D)	(D)	(D)	FF
8063, 9	Specialty hospitals .....	11	(D)	(D)	(D)	GG
8063	Psychiatric hospitals .....	7	55 026	19 320	4 916	861
8069	Specialty hospitals, except psychiatric .....	4	(D)	(D)	(D)	FF
807, 8, 9	Other health services .....	264	451 334	148 836	35 946	6 338
807	Medical and dental laboratories .....	104	231 359	68 867	16 601	2 369
8071	Medical laboratories .....	57	201 534	56 227	13 834	1 793
8072	Dental laboratories .....	47	29 825	12 640	2 767	576
808	Home health care services .....	59	81 112	32 814	8 802	2 344
809	Miscellaneous health and allied services, n.e.c. ....	101	138 863	47 155	10 543	1 625
8092	Kidney dialysis centers .....	6	15 687	3 746	892	150
8093	Specialty outpatient facilities, n.e.c. ....	64	96 124	31 827	7 020	1 091
8099	Health and allied services, n.e.c. ....	31	27 052	11 582	2 631	384
<b>81</b>	<b>Legal services .....</b>	<b>913</b>	<b>652 661</b>	<b>266 971</b>	<b>56 594</b>	<b>6 797</b>
<b>823, 4, 9</b>	<b>Selected educational services .....</b>	<b>111</b>	<b>138 950</b>	<b>24 052</b>	<b>5 056</b>	<b>1 267</b>
823	Libraries .....	4	151	77	20	5
824	Vocational schools .....	41	104 952	17 515	3 539	735
8243	Data processing schools .....	13	5 019	1 883	415	110
8244	Business and secretarial schools .....	5	(D)	(D)	(D)	BB
8249	Vocational schools, n.e.c. ....	23	(D)	(D)	(D)	FF
829	Schools and educational services, n.e.c. ....	66	33 847	6 460	1 497	527
<b>83</b>	<b>Social services .....</b>	<b>432</b>	<b>92 536</b>	<b>37 673</b>	<b>8 675</b>	<b>3 832</b>
835	Child day care services .....	269	43 574	19 256	4 469	2 513
832, 3, 6, 9	Other social services .....	163	48 962	18 417	4 206	1 319
832	Individual and family social services .....	51	16 290	5 484	1 223	310
833	Job training and vocational rehabilitation services .....	23	5 259	2 366	586	121
836	Residential care .....	75	24 506	9 611	2 175	817
839	Social services, n.e.c. ....	14	2 907	956	222	71
<b>87 ex. 8733</b>	<b>Engineering, accounting, research, management, and related services (except noncommercial research organizations) .....</b>	<b>1 632</b>	<b>1 370 221</b>	<b>618 744</b>	<b>138 801</b>	<b>19 014</b>
871	Engineering, architectural, and surveying services .....	444	750 826	358 572	78 076	8 536
8711	Engineering services .....	274	652 249	317 820	69 221	7 356
8712	Architectural services .....	139	78 256	29 983	6 544	860
8713	Surveying services .....	31	20 321	10 769	2 311	320
872	Accounting, auditing, and bookkeeping services .....	573	243 830	105 974	24 115	4 247
873 ex. 8733	Research, development, and testing services (except noncommercial research organizations) .....	82	50 455	22 388	5 813	1 578
8731	Commercial physical and biological research .....	21	15 679	7 297	1 941	240
8731 pt.	Commercial physical research .....	10	4 542	1 833	640	89
8731 pt.	Commercial medical and biological research .....	11	11 137	5 464	1 301	151
8732	Commercial economic, sociological, and educational research .....	43	24 298	10 462	2 797	1 154
8734	Testing laboratories .....	18	10 478	4 629	1 075	184
874	Management and public relations services .....	533	325 110	131 810	30 797	4 653
8741	Management services .....	141	125 823	53 274	13 226	2 511
8742	Management consulting services .....	253	122 911	52 141	11 673	1 293
8743	Public relations services .....	40	28 394	10 964	2 355	251
8744	Facilities support management services .....	4	7 189	3 205	841	170
8748	Business consulting services, n.e.c. ....	95	40 793	12 226	2 702	428
<b>89</b>	<b>Services, n.e.c. ....</b>	<b>98</b>	<b>45 075</b>	<b>20 270</b>	<b>4 276</b>	<b>503</b>
8999 pt.	Scientific and related consulting services, except environmental .....	28	19 260	10 998	2 114	210
8999 pt.	Other services .....	70	25 815	9 272	2 162	293
8999 pt.	Environmental consulting .....	39	21 064	7 996	1 902	238
8999 pt.	Authors, composers, and other arts-related services .....	14	2 978	944	165	30
8999 pt.	Other services, n.e.c. ....	17	1 773	332	95	25
<b>LAWRENCE, KS MSA</b>						
	<b>Total .....</b>	<b>536</b>	<b>180 043</b>	<b>64 795</b>	<b>14 898</b>	<b>4 390</b>
<b>70 ex. 704</b>	<b>Hotels, rooming houses, camps, and other lodging places (except membership lodging) .....</b>	<b>17</b>	<b>5 409</b>	<b>1 326</b>	<b>285</b>	<b>192</b>
7011	Hotels and motels .....	11	4 762	1 157	252	162
7011 pt.	Hotels .....	1	(D)	(D)	(D)	BB
7011 pt.	Motels, motor hotels, and tourist courts .....	10	(D)	(D)	(D)	CC
702, 3	Other lodging places .....	6	647	169	33	30



**Table 7a. Summary Statistics for Firms Subject to Federal Income Tax for Metropolitan Areas: 1992—Con.**

[Includes only establishments with payroll. For meaning of abbreviations and symbols, see introductory text. For explanation of terms and comparability of 1987 and 1992 censuses, see appendix A. For definitions of CMSA's, MSA's, and PMSA's, see appendix D]

SIC code	Geographic area and kind of business or operation	Establishments (number)	Receipts (\$1,000)	Annual payroll (\$1,000)	First-quarter payroll (\$1,000)	Paid employees for pay period including March 12 (number)
	<b>LAWRENCE, KS MSA—Con.</b>					
<b>72</b>	<b>Personal services -----</b>	<b>66</b>	<b>15 201</b>	<b>4 891</b>	<b>1 155</b>	<b>440</b>
721	Laundry, cleaning, and garment services -----	15	6 089	1 972	466	160
7211	Power laundries, family and commercial* -----	—	—	—	—	—
7213	Linen supply* -----	—	—	—	—	—
7215	Coin-operated laundries and drycleaning -----	4	574	163	23	20
7216	Drycleaning plants, except rug cleaning* -----	1	(D)	(D)	(D)	BB
7217	Carpet and upholstery cleaning -----	4	320	65	8	12
7218	Industrial laundriers* -----	1	(D)	(D)	(D)	BB
7212, 9	Other laundry, cleaning, and garment services* -----	5	(D)	(D)	(D)	BB
722	Photographic studios, portrait -----	7	1 361	365	76	57
723, 4	Beauty and barber shops -----	32	3 738	1 649	406	140
723	Beauty shops -----	30	(D)	(D)	(D)	CC
724	Barber shops -----	2	(D)	(D)	(D)	AA
725	Shoe repair shops and shoeshine parlors -----	2	(D)	(D)	(D)	AA
726	Funeral service and crematories -----	3	(D)	(D)	(D)	BB
729	Miscellaneous personal services -----	7	(D)	(D)	(D)	BB
<b>73</b>	<b>Business services -----</b>	<b>86</b>	<b>30 184</b>	<b>11 017</b>	<b>2 629</b>	<b>1 074</b>
731	Advertising -----	2	(D)	(D)	(D)	AA
732	Consumer credit reporting agencies, mercantile reporting agencies, and adjustment and collection agencies -----	1	(D)	(D)	(D)	AA
733	Mailing, reproduction, commercial art and photography, and stenographic services -----	10	6 391	1 242	257	85
734	Services to dwellings and other buildings -----	27	5 834	2 159	490	276
735	Miscellaneous equipment rental and leasing -----	12	3 320	649	145	55
736	Personnel supply services -----	6	5 603	3 695	749	420
737	Computer programming, data processing, and other computer related services -----	14	2 916	1 226	510	90
7371, 2, 3	Computer programming, prepackaged software, and integrated systems -----	12	(D)	(D)	(D)	BB
7374, 5, 6	Data processing services -----	—	—	—	—	—
7377, 8, 9	Computer rental and leasing, maintenance, and related services, n.e.c. -----	2	(D)	(D)	(D)	AA
738	Miscellaneous business services -----	14	4 483	1 260	277	120
<b>75</b>	<b>Automotive repair, services, and parking -----</b>	<b>47</b>	<b>13 240</b>	<b>3 570</b>	<b>869</b>	<b>227</b>
751	Automotive rental and leasing, without drivers -----	4	940	169	39	12
752	Automobile parking -----	—	—	—	—	—
753	Automotive repair shops -----	37	10 359	3 006	738	183
7532	Top, body, and upholstery repair shops and paint shops -----	8	2 803	917	235	42
7538	General automotive repair shops -----	21	5 176	1 396	343	100
7533, 4, 6, 7, 9	Other automotive repair shops -----	8	2 380	693	160	41
754	Automotive services, except repair -----	6	1 941	395	92	32
<b>76</b>	<b>Miscellaneous repair services -----</b>	<b>24</b>	<b>5 026</b>	<b>1 297</b>	<b>278</b>	<b>82</b>
762	Electrical repair shops -----	5	843	225	67	18
7622	Radio and television repair shops -----	2	(D)	(D)	(D)	AA
7623, 9	Other electrical and electronic repair shops -----	3	(D)	(D)	(D)	AA
763	Watch, clock, and jewelry repair -----	1	(D)	(D)	(D)	AA
764	Reupholstery and furniture repair -----	3	(D)	(D)	(D)	AA
769	Miscellaneous repair and related services -----	15	3 871	1 012	201	51
<b>78, 79, 84</b>	<b>Amusement and recreation services, including motion pictures and museums -----</b>	<b>49</b>	<b>10 638</b>	<b>2 336</b>	<b>474</b>	<b>378</b>
781, 2	Motion picture production, distribution, and services -----	2	(D)	(D)	(D)	AA
783	Motion picture theaters -----	6	(D)	(D)	(D)	BB
784	Video tape rental -----	7	1 290	232	57	39
792	Theatrical producers (except motion picture), bands, orchestras, and entertainers -----	4	(D)	(D)	(D)	AA
793	Bowling centers -----	2	(D)	(D)	(D)	BB
79 ex. 792, 3, 84	Commercial sports and other amusement and recreation services, including museums -----	28	4 783	1 303	230	208
<b>80</b>	<b>Health services -----</b>	<b>114</b>	<b>53 997</b>	<b>22 982</b>	<b>5 103</b>	<b>1 145</b>
801	Offices and clinics of doctors of medicine -----	37	23 347	12 123	2 464	347
802	Offices and clinics of dentists -----	31	10 807	3 490	935	172
803	Offices and clinics of doctors of osteopathy -----	3	(D)	(D)	(D)	BB
804	Offices and clinics of other health practitioners -----	35	6 553	1 203	278	108
805	Nursing and personal care facilities -----	5	11 176	5 184	1 219	482
806	Hospitals -----	—	—	—	—	—
807, 8, 9	Other health services -----	3	(D)	(D)	(D)	AA
<b>81</b>	<b>Legal services -----</b>	<b>32</b>	<b>7 065</b>	<b>1 834</b>	<b>443</b>	<b>107</b>
<b>823, 4, 9</b>	<b>Selected educational services -----</b>	<b>5</b>	<b>(D)</b>	<b>(D)</b>	<b>(D)</b>	<b>BB</b>
<b>83</b>	<b>Social services -----</b>	<b>18</b>	<b>2 447</b>	<b>1 021</b>	<b>264</b>	<b>157</b>
835	Child day care services -----	13	1 691	680	186	129
832, 3, 6, 9	Other social services -----	5	756	341	78	28

**Table 7a. Summary Statistics for Firms Subject to Federal Income Tax for Metropolitan Areas: 1992 — Con.**

[Includes only establishments with payroll. For meaning of abbreviations and symbols, see introductory text. For explanation of terms and comparability of 1987 and 1992 censuses, see appendix A. For definitions of CMSA's, MSA's, and PMSA's, see appendix D]

SIC code	Geographic area and kind of business or operation	Establishments (number)	Receipts (\$1,000)	Annual payroll (\$1,000)	First-quarter payroll (\$1,000)	Paid employees for pay period including March 12 (number)
	<b>LAWRENCE, KS MSA — Con.</b>					
<b>87 ex. 8733</b>	<b>Engineering, accounting, research, management, and related services (except noncommercial research organizations) -----</b>	<b>68</b>	<b>28 662</b>	<b>11 416</b>	<b>2 656</b>	<b>407</b>
871	Engineering, architectural, and surveying services -----	20	8 939	3 704	844	132
872	Accounting, auditing, and bookkeeping services -----	18	(D)	(D)	(D)	BB
873 ex. 8733	Research, development, and testing services (except noncommercial research organizations) -----	4	(D)	(D)	(D)	CC
874	Management and public relations services -----	26	7 543	2 665	557	83
<b>89</b>	<b>Services, n.e.c. -----</b>	<b>10</b>	<b>(D)</b>	<b>(D)</b>	<b>(D)</b>	<b>CC</b>
	<b>TOPEKA, KS MSA</b>					
	<b>Total -----</b>	<b>1 295</b>	<b>643 346</b>	<b>264 554</b>	<b>57 840</b>	<b>13 259</b>
<b>70 ex. 704</b>	<b>Hotels, rooming houses, camps, and other lodging places (except membership lodging) -----</b>	<b>24</b>	<b>(D)</b>	<b>(D)</b>	<b>(D)</b>	<b>FF</b>
7011	Hotels and motels -----	22	23 582	4 996	1 339	582
7011 pt.	Hotels -----	10	16 745	3 761	976	390
7011 pt.	Motels, motor hotels, and tourist courts -----	12	6 837	1 235	363	192
702, 3	Other lodging places -----	2	(D)	(D)	(D)	AA
<b>72</b>	<b>Personal services -----</b>	<b>159</b>	<b>36 477</b>	<b>12 063</b>	<b>2 949</b>	<b>1 114</b>
721	Laundry, cleaning, and garment services -----	27	15 386	4 913	1 129	381
7211	Power laundries, family and commercial* -----	2	(D)	(D)	(D)	AA
7213	Linen supply* -----	1	(D)	(D)	(D)	BB
7215	Coin-operated laundries and drycleaning -----	5	1 786	802	186	65
7216	Drycleaning plants, except rug cleaning* -----	9	4 491	1 389	334	152
7217	Carpet and upholstery cleaning -----	5	986	411	89	31
7218	Industrial laundries* -----	2	(D)	(D)	(D)	BB
7212, 9	Other laundry, cleaning, and garment services* -----	3	(D)	(D)	(D)	AA
722	Photographic studios, portrait -----	16	2 351	488	102	60
723, 4	Beauty and barber shops -----	81	8 988	4 050	955	341
723	Beauty shops -----	75	8 672	3 960	934	334
724	Barber shops -----	6	316	90	21	7
725	Shoe repair shops and shoeshine parlors -----	1	(D)	(D)	(D)	AA
726	Funeral service and crematories -----	8	4 816	877	216	67
729	Miscellaneous personal services -----	26	(D)	(D)	(D)	EE
<b>73</b>	<b>Business services -----</b>	<b>230</b>	<b>140 361</b>	<b>51 969</b>	<b>12 326</b>	<b>3 742</b>
731	Advertising -----	15	11 145	2 740	631	120
732	Consumer credit reporting agencies, mercantile reporting agencies, and adjustment and collection agencies -----	6	4 469	2 105	447	116
733	Mailing, reproduction, commercial art and photography, and stenographic services -----	14	12 015	4 961	1 320	369
734	Services to dwellings and other buildings -----	63	11 709	5 237	1 346	628
735	Miscellaneous equipment rental and leasing -----	27	16 805	3 934	813	158
736	Personnel supply services -----	20	14 433	8 921	1 973	968
737	Computer programming, data processing, and other computer related services -----	27	37 101	11 393	2 768	433
7371, 2, 3	Computer programming, prepackaged software, and integrated systems -----	11	4 872	1 665	387	53
7374, 5, 6	Data processing services -----	8	(D)	(D)	(D)	CC
7377, 8, 9	Computer rental and leasing, maintenance, and related services, n.e.c. -----	8	(D)	(D)	(D)	CC
738	Miscellaneous business services -----	58	32 684	12 678	3 028	950
<b>75</b>	<b>Automotive repair, services, and parking -----</b>	<b>126</b>	<b>32 575</b>	<b>8 872</b>	<b>2 086</b>	<b>535</b>
751	Automotive rental and leasing, without drivers -----	8	4 442	941	206	61
752	Automobile parking -----	3	(D)	(D)	(D)	AA
753	Automotive repair shops -----	94	23 455	6 576	1 629	347
7532	Top, body, and upholstery repair shops and paint shops -----	29	9 848	2 907	721	135
7538	General automotive repair shops -----	43	7 776	2 148	524	127
7533, 4, 6, 7, 9	Other automotive repair shops -----	22	5 831	1 521	384	85
754	Automotive services, except repair -----	21	(D)	(D)	(D)	CC
<b>76</b>	<b>Miscellaneous repair services -----</b>	<b>61</b>	<b>15 512</b>	<b>4 815</b>	<b>1 174</b>	<b>302</b>
762	Electrical repair shops -----	19	5 105	1 751	456	139
7622	Radio and television repair shops -----	6	929	192	44	18
7623, 9	Other electrical and electronic repair shops -----	13	4 176	1 559	412	121
763	Watch, clock, and jewelry repair -----	4	878	172	46	16
764	Reupholstery and furniture repair -----	6	1 190	507	118	29
769	Miscellaneous repair and related services -----	32	8 339	2 385	554	118
<b>78, 79, 84</b>	<b>Amusement and recreation services, including motion pictures and museums -----</b>	<b>71</b>	<b>22 450</b>	<b>5 787</b>	<b>1 366</b>	<b>705</b>
781, 2	Motion picture production, distribution, and services -----	2	(D)	(D)	(D)	AA
783	Motion picture theaters -----	5	(D)	(D)	(D)	CC
784	Video tape rental -----	15	(D)	(D)	(D)	CC
792	Theatrical producers (except motion picture), bands, orchestras, and entertainers -----	3	(D)	(D)	(D)	AA
793	Bowling centers -----	4	3 313	1 076	278	138
79 ex. 792, 3, 84	Commercial sports and other amusement and recreation services, including museums -----	42	11 167	3 327	755	341

**Table 7a. Summary Statistics for Firms Subject to Federal Income Tax for Metropolitan Areas: 1992 — Con.**

[Includes only establishments with payroll. For meaning of abbreviations and symbols, see introductory text. For explanation of terms and comparability of 1987 and 1992 censuses, see appendix A. For definitions of CMSA's, MSA's, and PMSA's, see appendix D]

SIC code	Geographic area and kind of business or operation	Establishments (number)	Receipts (\$1,000)	Annual payroll (\$1,000)	First-quarter payroll (\$1,000)	Paid employees for pay period including March 12 (number)
<b>TOPEKA, KS MSA — Con.</b>						
<b>80</b>	<b>Health services</b> -----	<b>281</b>	<b>243 392</b>	<b>121 027</b>	<b>24 948</b>	<b>4 028</b>
801	Offices and clinics of doctors of medicine -----	102	125 279	73 326	13 561	1 260
802	Offices and clinics of dentists -----	74	28 157	10 944	2 438	463
803	Offices and clinics of doctors of osteopathy -----	4	(D)	(D)	(D)	BB
804	Offices and clinics of other health practitioners -----	51	12 737	3 579	854	201
805	Nursing and personal care facilities -----	22	34 280	16 730	3 991	1 375
806	Hospitals -----	2	(D)	(D)	(D)	EE
807, 8, 9	Other health services -----	26	(D)	(D)	(D)	EE
<b>81</b>	<b>Legal services</b> -----	<b>158</b>	<b>56 533</b>	<b>20 918</b>	<b>3 979</b>	<b>778</b>
<b>823, 4, 9</b>	<b>Selected educational services</b> -----	<b>7</b>	<b>(D)</b>	<b>(D)</b>	<b>(D)</b>	<b>BB</b>
<b>83</b>	<b>Social services</b> -----	<b>37</b>	<b>5 760</b>	<b>2 251</b>	<b>474</b>	<b>285</b>
835	Child day care services -----	22	3 317	1 596	327	209
832, 3, 6, 9	Other social services -----	15	2 443	655	147	76
<b>87 ex. 8733</b>	<b>Engineering, accounting, research, management, and related services (except noncommercial research organizations)</b> -----	<b>138</b>	<b>64 932</b>	<b>31 357</b>	<b>7 084</b>	<b>1 118</b>
871	Engineering, architectural, and surveying services -----	41	26 978	14 113	2 819	401
872	Accounting, auditing, and bookkeeping services -----	49	22 294	11 656	2 804	437
873 ex. 8733	Research, development, and testing services (except noncommercial research organizations) -----	7	1 463	644	156	25
874	Management and public relations services -----	41	14 197	4 944	1 305	255
<b>89</b>	<b>Services, n.e.c.</b> -----	<b>3</b>	<b>(D)</b>	<b>(D)</b>	<b>(D)</b>	<b>AA</b>
<b>WICHITA, KS MSA</b>						
<b>Total</b> -----		<b>3 478</b>	<b>2 291 085</b>	<b>877 112</b>	<b>197 013</b>	<b>39 943</b>
<b>70 ex. 704</b>	<b>Hotels, rooming houses, camps, and other lodging places (except membership lodging)</b> -----	<b>84</b>	<b>74 694</b>	<b>18 380</b>	<b>4 270</b>	<b>1 800</b>
7011	Hotels and motels -----	78	73 536	17 915	4 180	1 771
7011 pt.	Hotels -----	30	47 644	12 270	2 863	1 114
7011 pt.	Hotels, 25 guestrooms or more -----	25	46 678	12 006	2 817	1 077
7011 pt.	Hotels, less than 25 guestrooms -----	5	966	264	46	37
7011 pt.	Motels, motor hotels, and tourist courts -----	48	25 892	5 645	1 317	657
7011 pt.	Motels, tourist courts -----	43	(D)	(D)	(D)	FF
7011 pt.	Motor hotels -----	5	(D)	(D)	(D)	BB
702, 3	Other lodging places -----	6	1 158	465	90	29
702	Rooming and boarding houses -----	1	(D)	(D)	(D)	AA
703	Camps and recreational vehicle parks -----	5	(D)	(D)	(D)	BB
<b>72</b>	<b>Personal services</b> -----	<b>459</b>	<b>97 755</b>	<b>32 485</b>	<b>7 753</b>	<b>3 031</b>
721	Laundry, cleaning, and garment services -----	151	36 890	12 722	2 960	1 052
7211	Power laundries, family and commercial* -----	2	(D)	(D)	(D)	AA
7213	Linen supply* -----	2	(D)	(D)	(D)	BB
7215	Coin-operated laundries and drycleaning -----	33	3 593	983	214	127
7216	Drycleaning plants, except rug cleaning* -----	63	11 249	3 679	862	389
7217	Carpet and upholstery cleaning -----	33	6 101	1 852	386	163
7218	Industrial launderers* -----	5	11 558	4 554	1 070	230
7212, 9	Other laundry, cleaning, and garment services* -----	13	(D)	(D)	(D)	BB
7212	Garment pressing, and agents for laundries and drycleaners -----	6	375	98	24	12
7219	Laundry and garment services, n.e.c.* -----	7	(D)	(D)	(D)	BB
722	Photographic studios, portrait -----	32	9 728	2 358	539	241
723, 4	Beauty and barber shops -----	180	22 092	8 997	2 132	838
723	Beauty shops -----	166	20 865	8 539	2 010	801
724	Barber shops -----	14	1 227	458	122	37
725	Shoe repair shops and shoeshine parlors -----	8	939	390	93	28
726	Funeral service and crematories -----	25	14 095	3 672	864	192
729	Miscellaneous personal services -----	63	14 011	4 346	1 165	680
7291	Tax return preparation services -----	23	4 353	2 015	639	329
7299	Miscellaneous personal services, n.e.c. -----	40	9 658	2 331	526	351
<b>73</b>	<b>Business services</b> -----	<b>580</b>	<b>360 795</b>	<b>146 435</b>	<b>33 997</b>	<b>9 617</b>
731	Advertising -----	30	17 000	7 215	1 726	261
7311	Advertising agencies -----	23	13 800	6 504	1 588	213
7312	Outdoor advertising services -----	3	(D)	(D)	(D)	BB
7313	Radio, television, publishers' advertising representatives -----	2	(D)	(D)	(D)	AA
7319	Advertising, n.e.c. -----	2	(D)	(D)	(D)	AA
732	Consumer credit reporting agencies, mercantile reporting agencies, and adjustment and collection agencies -----	18	16 850	5 436	1 233	314
7322	Adjustment and collection services -----	14	(D)	(D)	(D)	CC
7323	Credit reporting services -----	4	(D)	(D)	(D)	CC
733	Mailing, reproduction, commercial art and photography, and stenographic services -----	50	26 082	8 127	1 831	411
7331	Direct mail advertising services -----	5	9 965	4 019	888	164
7334	Photocopying and duplicating services -----	7	7 983	2 280	537	142
7335, 6	Commercial photography, art, and graphics -----	26	5 723	1 229	278	66
7335	Commercial photography -----	8	1 537	262	62	17
7336	Commercial art and graphic design -----	18	4 186	967	216	49
7338	Secretarial and court reporting services -----	12	2 411	599	128	39
734	Services to dwellings and other buildings -----	153	33 114	16 743	3 692	1 669
7342	Disinfecting and pest control services -----	29	7 508	2 999	615	143
7349	Building cleaning and maintenance services, n.e.c. -----	124	25 606	13 744	3 077	1 526

**Table 7a. Summary Statistics for Firms Subject to Federal Income Tax for Metropolitan Areas: 1992 — Con.**

[Includes only establishments with payroll. For meaning of abbreviations and symbols, see introductory text. For explanation of terms and comparability of 1987 and 1992 censuses, see appendix A. For definitions of CMSA's, MSA's, and PMSA's, see appendix D]

SIC code	Geographic area and kind of business or operation	Establishments (number)	Receipts (\$1,000)	Annual payroll (\$1,000)	First-quarter payroll (\$1,000)	Paid employees for pay period including March 12 (number)
<b>WICHITA, KS MSA — Con.</b>						
<b>73</b>	<b>Business services—Con.</b>					
735	Miscellaneous equipment rental and leasing -----	71	66 433	14 726	3 763	730
7352	Medical equipment rental and leasing -----	8	6 540	1 581	379	72
7353	Heavy construction equipment rental and leasing -----	8	5 337	1 058	246	54
7359	Equipment rental and leasing, n.e.c. -----	55	54 556	12 087	3 138	604
736	Personnel supply services -----	43	52 445	39 248	8 478	3 329
7361	Employment agencies -----	10	(D)	(D)	(D)	BB
7363	Help supply services -----	33	(D)	(D)	(D)	HH
7363 pt.	Temporary help supply -----	28	(D)	(D)	(D)	HH
7363 pt.	Help supply, except temporary -----	5	(D)	(D)	(D)	CC
737	Computer programming, data processing, and other computer related services -----	77	75 320	29 117	7 332	875
7371, 2, 3	Computer programming, prepackaged software, and integrated systems -----	42	48 550	19 341	4 781	601
7371	Computer programming services -----	22	9 439	4 236	974	151
7372	Prepackaged software -----	9	4 507	1 656	378	44
7373	Computer integrated systems -----	11	34 604	13 449	3 429	406
7374, 5, 6	Data processing services -----	12	13 561	6 064	1 459	159
7374, 5	Computer processing, information retrieval -----	9	(D)	(D)	(D)	BB
7376	Computer facilities management services -----	3	(D)	(D)	(D)	CC
7377, 8, 9	Computer rental and leasing, maintenance, and related services, n.e.c. -----	23	13 209	3 712	1 092	115
7377	Computer rental and leasing -----	1	(D)	(D)	(D)	AA
7378	Computer maintenance and repair -----	14	11 050	3 060	952	88
7379	Computer related services, n.e.c. -----	8	(D)	(D)	(D)	AA
738	Miscellaneous business services -----	138	73 551	25 823	5 942	2 028
7381, 2	Detective agencies and protective services -----	23	16 177	7 623	1 795	679
7381	Detective, guard, and armored car services -----	16	8 643	5 612	1 340	589
7382	Security systems services -----	7	7 534	2 011	455	90
7383	News syndicates -----	1	—	—	—	—
7384	Photofinishing laboratories* -----	21	6 071	1 967	423	130
7389	Business services, n.e.c. -----	94	51 303	16 233	3 724	1 219
7389 pt.	Sign painting shops -----	6	(D)	(D)	(D)	AA
7389 pt.	Interior designing -----	7	2 340	263	72	19
7389 pt.	Telephone answering services -----	6	(D)	(D)	(D)	BB
7389 pt.	Other business services -----	75	47 416	15 303	3 502	1 135
<b>75</b>	<b>Automotive repair, services, and parking -----</b>	<b>420</b>	<b>168 884</b>	<b>42 467</b>	<b>9 316</b>	<b>2 127</b>
751	Automotive rental and leasing, without drivers -----	25	37 140	4 745	1 178	233
7513	Truck rental and leasing, without drivers -----	12	16 203	2 262	587	109
7514, 5	Passenger car rental and leasing -----	13	20 937	2 483	591	124
7514	Passenger car rental -----	12	(D)	(D)	(D)	CC
7515	Passenger car leasing -----	1	(D)	(D)	(D)	AA
7519	Utility trailer and recreational vehicle rental -----	—	—	—	—	—
752	Automobile parking -----	10	(D)	(D)	(D)	BB
753	Automotive repair shops -----	326	114 183	33 627	7 147	1 499
7532	Top, body, and upholstery repair shops and paint shops -----	81	37 343	12 018	2 274	473
7532 pt.	Top and body repair shops -----	76	35 756	11 439	2 174	412
7532 pt.	Paint shops -----	5	1 587	579	100	61
7538	General automotive repair shops -----	167	46 399	12 634	2 899	632
7538 pt.	General automotive repair shops, except diesel -----	158	38 950	10 223	2 272	524
7538 pt.	Diesel repair shops -----	9	7 449	2 411	627	108
7533, 4, 6, 7, 9	Other automotive repair shops -----	78	30 441	8 975	1 974	394
7533	Automotive exhaust system repair shops -----	8	2 341	635	151	32
7534	Tire retreading and repair shops -----	3	1 816	494	116	20
7536	Automotive glass replacement shops -----	24	11 410	2 784	544	103
7537	Automotive transmission repair shops -----	12	3 367	826	195	63
7539	Automotive repair shops, n.e.c. -----	31	11 507	4 236	968	176
7539 pt.	Radiator repair -----	5	1 002	343	78	18
7539 pt.	Brake, front end, and wheel alignment -----	13	7 254	2 893	643	96
7539 pt.	Automotive electrical and fuel system services -----	13	3 251	1 000	247	62
7539 pt.	Other automotive repair shops, n.e.c. -----	—	—	—	—	—
754	Automotive services, except repair -----	59	(D)	(D)	(D)	EE
7542	Carwashes -----	40	6 962	1 968	489	218
7549	Automotive services, except repair and carwashes -----	19	(D)	(D)	(D)	CC
<b>76</b>	<b>Miscellaneous repair services -----</b>	<b>159</b>	<b>90 035</b>	<b>29 098</b>	<b>6 505</b>	<b>1 283</b>
762	Electrical repair shops -----	54	51 989	18 720	4 015	729
7622	Radio and television repair shops -----	13	3 551	1 054	268	75
7623, 9	Other electrical and electronic repair shops -----	41	48 438	17 666	3 747	654
7623	Refrigeration and air-conditioning service and repair shops -----	10	4 302	1 185	264	52
7629	Electrical and electronic repair shops, n.e.c. -----	31	44 136	16 481	3 483	602
763	Watch, clock, and jewelry repair -----	5	769	260	65	21
764	Reupholstery and furniture repair -----	14	1 467	444	123	30
769	Miscellaneous repair and related services -----	86	35 810	9 674	2 302	503
7692	Welding repair -----	13	1 415	288	61	29
7694	Armature rewinding shops -----	7	7 311	2 147	506	106
7699	Repair shops and related services, n.e.c. -----	66	27 084	7 239	1 735	368

**Table 7a. Summary Statistics for Firms Subject to Federal Income Tax for Metropolitan Areas: 1992 — Con.**

[Includes only establishments with payroll. For meaning of abbreviations and symbols, see introductory text. For explanation of terms and comparability of 1987 and 1992 censuses, see appendix A. For definitions of CMSA's, MSA's, and PMSA's, see appendix D]

SIC code	Geographic area and kind of business or operation	Establishments (number)	Receipts (\$1,000)	Annual payroll (\$1,000)	First-quarter payroll (\$1,000)	Paid employees for pay period including March 12 (number)
<b>WICHITA, KS MSA — Con.</b>						
<b>78, 79, 84</b>	<b>Amusement and recreation services, including motion pictures and museums</b> .....	<b>166</b>	<b>80 861</b>	<b>20 469</b>	<b>4 892</b>	<b>2 211</b>
781, 2	Motion picture production, distribution, and services .....	6	1 388	565	136	21
783	Motion picture theaters .....	16	12 518	1 635	399	285
7832	Motion picture theaters, except drive-in .....	14	(D)	(D)	(D)	EE
7833	Drive-in motion picture theaters .....	2	(D)	(D)	(D)	BB
784	Video tape rental .....	26	9 197	1 615	407	228
792	Theatrical producers (except motion picture), bands, orchestras, and entertainers .....	10	1 367	826	241	116
7922	Theatrical producers (except motion picture) and miscellaneous theatrical services .....	5	1 224	782	234	95
7929	Bands, orchestras, actors, and other entertainers and entertainment groups .....	5	143	44	7	21
793	Bowling centers .....	17	8 829	2 446	616	291
79 ex. 792, 3, 4; 84	Commercial sports and other amusement and recreation services, including museums .....	91	47 562	13 382	3 093	1 270
794	Commercial sports .....	12	17 103	3 996	1 046	345
7941	Professional sports clubs, managers, promoters .....	5	(D)	(D)	(D)	BB
7948	Racing, including track operation .....	7	(D)	(D)	(D)	EE
79 ex. 792, 3, 4; 84	Other amusement and recreation services, including museums .....	79	30 459	9 386	2 047	925
791	Dance studios, schools, and halls .....	10	1 190	274	70	59
7991	Physical fitness facilities .....	11	2 172	764	203	146
7992	Public golf courses .....	8	4 483	1 153	254	104
7993	Coin-operated amusement devices .....	6	5 193	1 358	356	85
7996	Amusement parks .....	2	(D)	(D)	(D)	BB
7997	Membership sports and recreation clubs .....	9	7 666	3 238	593	176
7999, 84	Amusement and recreation services, including museums, n.e.c. ..	33	(D)	(D)	(D)	EE
7999 pt.	Concession operators of amusement devices and rides .....	—	—	—	—	—
7999 pt.	Carnivals, circuses, and fairs .....	1	(D)	(D)	(D)	AA
7999 pt., 84	Other recreation and amusements, including museums .....	32	(D)	(D)	(D)	EE
<b>80</b>	<b>Health services</b> .....	<b>765</b>	<b>968 198</b>	<b>415 250</b>	<b>90 598</b>	<b>13 524</b>
801	Offices and clinics of doctors of medicine .....	291	417 498	213 925	44 816	3 982
8011 pt.	Offices of doctors of medicine .....	285	402 944	210 504	44 057	3 878
8011 pt.	General medical clinics .....	6	14 554	3 421	759	104
802	Offices and clinics of dentists .....	190	72 641	27 786	6 148	1 114
803	Offices and clinics of doctors of osteopathy .....	16	(D)	(D)	(D)	CC
804	Offices and clinics of other health practitioners .....	148	44 591	14 112	3 225	690
8041	Offices and clinics of chiropractors .....	60	16 660	5 246	1 118	271
8042	Offices and clinics of optometrists .....	48	20 054	5 971	1 367	271
8043	Offices and clinics of podiatrists .....	7	2 338	682	138	29
8049	Offices and clinics of health practitioners, n.e.c. .....	33	5 539	2 213	602	119
805	Nursing and personal care facilities .....	33	58 590	29 034	7 148	2 448
8051	Skilled nursing care facilities .....	18	33 022	16 192	4 017	1 383
8052	Intermediate care facilities .....	12	(D)	(D)	(D)	FF
8059	Nursing and personal care facilities, n.e.c. .....	3	(D)	(D)	(D)	CC
806	Hospitals .....	5	(D)	(D)	(D)	HH
8062	General medical and surgical hospitals .....	1	(D)	(D)	(D)	HH
8063, 9	Specialty hospitals .....	4	(D)	(D)	(D)	EE
807, 8, 9	Other health services .....	82	(D)	(D)	(D)	GG
807	Medical and dental laboratories .....	36	32 753	10 522	2 492	399
8071	Medical laboratories .....	16	23 921	6 307	1 433	191
8072	Dental laboratories .....	20	8 832	4 215	1 059	208
808	Home health care services .....	16	(D)	(D)	(D)	FF
809	Miscellaneous health and allied services, n.e.c. .....	30	(D)	(D)	(D)	EE
8092	Kidney dialysis centers .....	1	(D)	(D)	(D)	BB
8093	Specialty outpatient facilities, n.e.c. .....	16	15 917	7 998	1 021	102
8099	Health and allied services, n.e.c. .....	13	(D)	(D)	(D)	CC
<b>81</b>	<b>Legal services</b> .....	<b>270</b>	<b>139 632</b>	<b>41 762</b>	<b>9 389</b>	<b>1 487</b>
<b>823, 4, 9</b>	<b>Selected educational services</b> .....	<b>31</b>	<b>(D)</b>	<b>(D)</b>	<b>(D)</b>	<b>EE</b>
823	Libraries .....	1	(D)	(D)	(D)	AA
824	Vocational schools .....	12	(D)	(D)	(D)	EE
829	Schools and educational services, n.e.c. .....	18	(D)	(D)	(D)	BB
<b>83</b>	<b>Social services</b> .....	<b>92</b>	<b>20 592</b>	<b>7 711</b>	<b>1 862</b>	<b>858</b>
835	Child day care services .....	57	9 896	4 416	1 073	571
832, 3, 6, 9	Other social services .....	35	10 696	3 295	789	287

**Table 7a. Summary Statistics for Firms Subject to Federal Income Tax for Metropolitan Areas: 1992 — Con.**

[Includes only establishments with payroll. For meaning of abbreviations and symbols, see introductory text. For explanation of terms and comparability of 1987 and 1992 censuses, see appendix A. For definitions of CMSA's, MSA's, and PMSA's, see appendix D]

SIC code	Geographic area and kind of business or operation	Establishments (number)	Receipts (\$1,000)	Annual payroll (\$1,000)	First-quarter payroll (\$1,000)	Paid employees for pay period including March 12 (number)
<b>WICHITA, KS MSA — Con.</b>						
<b>87 ex. 8733</b>	<b>Engineering, accounting, research, management, and related services (except noncommercial research organizations) -----</b>	<b>433</b>	<b>242 953</b>	<b>110 761</b>	<b>25 260</b>	<b>3 482</b>
871	Engineering, architectural, and surveying services -----	100	90 293	53 813	11 650	1 222
8711	Engineering services -----	54	65 401	42 891	9 317	892
8712	Architectural services -----	38	21 662	8 866	1 981	272
8713	Surveying services -----	8	3 230	2 056	352	58
872	Accounting, auditing, and bookkeeping services -----	192	57 826	22 407	5 753	969
873 ex. 8733	Research, development, and testing services (except noncommercial research organizations) -----	23	12 685	4 282	910	243
8731	Commercial physical and biological research -----	2	(D)	(D)	(D)	AA
8732	Commercial economic, sociological, and educational research -----	13	(D)	(D)	(D)	CC
8734	Testing laboratories -----	8	9 477	3 026	654	117
874	Management and public relations services -----	118	82 149	30 259	6 947	1 048
8741	Management services -----	53	53 093	22 406	5 256	724
8742	Management consulting services -----	37	17 915	2 337	525	85
8743	Public relations services -----	4	(D)	(D)	(D)	BB
8744	Facilities support management services -----	1	(D)	(D)	(D)	BB
8748	Business consulting services, n.e.c. -----	23	7 629	3 754	759	158
<b>89</b>	<b>Services, n.e.c. -----</b>	<b>19</b>	<b>(D)</b>	<b>(D)</b>	<b>(D)</b>	<b>BB</b>

**Table 7b. Summary Statistics for Firms Exempt From Federal Income Tax for Metropolitan Areas: 1992**

[Includes only establishments with payroll. For meaning of abbreviations and symbols, see introductory text. For explanation of terms and comparability of 1987 and 1992 censuses, see appendix A. For definitions of CMSA's, MSA's, and PMSA's, see appendix D]

SIC code	Geographic area and kind of business or operation	Establishments (number)	Revenue (\$1,000)	Annual payroll (\$1,000)	First-quarter payroll (\$1,000)	Paid employees for pay period including March 12 (number)
<b>KANSAS CITY, MO-KS MSA</b>						
	<b>Total -----</b>	<b>1 279</b>	<b>3 313 792</b>	<b>1 339 546</b>	<b>329 442</b>	<b>61 499</b>
<b>7032, 704</b>	<b>Camps and membership lodging -----</b>	<b>13</b>	<b>3 663</b>	<b>1 255</b>	<b>256</b>	<b>65</b>
7032	Sporting and recreational camps -----	11	(D)	(D)	(D)	BB
704	Organization hotels and lodging houses, on membership basis -----	2	(D)	(D)	(D)	AA
<b>792, 7991 pt., 7997, 7999 pt., 84</b>	<b>Selected amusement, recreation, and related services -----</b>	<b>87</b>	<b>83 289</b>	<b>30 767</b>	<b>6 317</b>	<b>2 038</b>
792	Theatrical producers (except motion picture), bands, orchestras, and entertainers -----	14	18 294	6 922	1 612	598
7922	Theatrical producers (except motion picture) and miscellaneous theatrical services -----	6	8 855	2 340	424	312
7922 pt.	Producers of live theatrical productions -----	5	(D)	(D)	(D)	EE
7922 pt.	Producers of radio and television shows, except tape -----	1	(D)	(D)	(D)	AA
7922 pt.	Artists' and entertainers' managers or agents, concert bureaus, booking agents -----	—	—	—	—	—
7922 pt. 7929	Other theatrical services -----	—	—	—	—	—
7929 pt. 7929 pt.	Bands, orchestras, actors, and other entertainers and entertainment groups -----	8	9 439	4 582	1 188	286
7929 pt.	Dance groups and artists -----	2	(D)	(D)	(D)	BB
7929 pt.	Symphony orchestras, opera companies, and chamber music organizations -----	4	(D)	(D)	(D)	CC
7929 pt.	Other music groups and artists -----	1	(D)	(D)	(D)	AA
7929 pt.	Other entertainers and entertainment groups -----	1	(D)	(D)	(D)	AA
7991 pt., 7997	Gymnasiums, athletic clubs, and membership sports and recreation clubs -----	56	45 318	17 329	3 387	1 051
7991 pt. 7997	Gymnasiums and athletic clubs -----	4	351	130	25	14
7997	Membership sports and recreation clubs -----	52	44 967	17 199	3 362	1 037
7999 pt.	Fairs -----	3	(D)	(D)	(D)	BB
84	Museums, art galleries, and botanical and zoological gardens -----	14	(D)	(D)	(D)	EE
841	Museums and art galleries -----	13	(D)	(D)	(D)	EE
842	Arboreta and botanical or zoological gardens -----	1	(D)	(D)	(D)	AA

**Table 7b. Summary Statistics for Firms Exempt From Federal Income Tax for Metropolitan Areas: 1992—Con.**

[Includes only establishments with payroll. For meaning of abbreviations and symbols, see introductory text. For explanation of terms and comparability of 1987 and 1992 censuses, see appendix A. For definitions of CMSA's, MSA's, and PMSA's, see appendix D]

SIC code	Geographic area and kind of business or operation	Establishments (number)	Revenue (\$1,000)	Annual payroll (\$1,000)	First-quarter payroll (\$1,000)	Paid employees for pay period including March 12 (number)
<b>KANSAS CITY, MO-KS MSA—Con.</b>						
<b>8011 pt.; 8021 pt.; 805, 6, 8, 9</b>	<b>Selected health services</b> .....	<b>150</b>	<b>2 407 116</b>	<b>1 081 771</b>	<b>269 995</b>	<b>45 483</b>
8011 pt., 8021 pt.	Clinics of doctors of medicine and dentists .....	31	115 538	41 907	9 646	1 322
8011 pt.	General medical clinics .....	30	(D)	(D)	(D)	GG
8021 pt.	Dental clinics .....	1	(D)	(D)	(D)	AA
805	Nursing and personal care facilities .....	31	84 909	43 382	10 699	3 184
8051	Skilled nursing care facilities .....	14	60 813	32 403	7 991	2 274
8052	Intermediate care facilities .....	14	(D)	(D)	(D)	FF
8059	Nursing and personal care facilities, n.e.c. ....	3	(D)	(D)	(D)	EE
806	Hospitals .....	42	2 128 436	958 036	240 370	39 134
8062	General medical and surgical hospitals .....	36	1 957 117	857 191	214 904	35 137
8062 pt.	General medical and surgical hospitals, nongovernment .....	25	1 426 441	584 359	146 846	23 854
8062 pt.	General medical and surgical hospitals, government .....	11	530 676	272 832	68 058	11 283
8063, 9	Specialty hospitals .....	6	171 319	100 845	25 466	3 997
8063 pt.	Psychiatric hospitals .....	4	(D)	(D)	(D)	GG
8063 pt.	Psychiatric hospitals, nongovernment .....	2	(D)	(D)	(D)	EE
8063 pt.	Psychiatric hospitals, government .....	2	(D)	(D)	(D)	GG
8069	Specialty hospitals, except psychiatric .....	2	(D)	(D)	(D)	GG
8069 pt.	Specialty hospitals, except psychiatric; nongovernment .....	2	(D)	(D)	(D)	GG
8069 pt.	Specialty hospitals, except psychiatric; government .....	—	—	—	—	—
808, 9	Other health services .....	46	78 233	38 446	9 280	1 843
808	Home health care services .....	15	27 516	15 300	3 810	842
809	Miscellaneous health and allied services, n.e.c. ....	31	50 717	23 146	5 470	1 001
8092	Kidney dialysis centers .....	1	(D)	(D)	(D)	BB
8093	Specialty outpatient facilities, n.e.c. ....	25	33 177	16 342	3 748	721
8099	Health and allied services, n.e.c. ....	5	(D)	(D)	(D)	EE
<b>8111 pt.</b>	<b>Legal aid societies and similar legal services</b> .....	<b>11</b>	<b>5 407</b>	<b>3 567</b>	<b>835</b>	<b>133</b>
<b>823, 4, 9</b>	<b>Selected educational services</b> .....	<b>40</b>	<b>28 126</b>	<b>10 863</b>	<b>2 675</b>	<b>479</b>
823	Libraries .....	8	16 106	6 801	1 725	289
824	Vocational schools .....	11	4 218	1 244	280	43
8243	Data processing schools .....	—	—	—	—	—
8244	Business and secretarial schools .....	1	(D)	(D)	(D)	AA
8249	Vocational schools, n.e.c. ....	10	(D)	(D)	(D)	BB
829	Schools and educational services, n.e.c. ....	21	7 802	2 818	670	147
<b>83</b>	<b>Social services</b> .....	<b>474</b>	<b>283 473</b>	<b>112 726</b>	<b>25 799</b>	<b>8 779</b>
835	Child day care services .....	77	16 804	7 579	1 787	836
832, 3, 6, 9	Other social services .....	397	266 669	105 147	24 012	7 943
832	Individual and family social services .....	165	65 515	29 226	6 582	1 934
833	Job training and vocational rehabilitation services .....	50	38 481	20 261	4 026	2 585
836	Residential care .....	74	78 769	38 694	9 237	2 520
839	Social services, n.e.c. ....	108	83 904	16 966	4 167	904
<b>861, 2, 4, 9</b>	<b>Selected membership organizations</b> .....	<b>468</b>	<b>462 619</b>	<b>78 610</b>	<b>18 675</b>	<b>3 858</b>
861	Business associations .....	112	50 429	13 418	3 223	559
864	Civic, social, and fraternal associations .....	241	131 848	28 426	6 700	2 040
862, 9	Other membership organizations .....	115	280 342	36 766	8 752	1 259
862	Professional membership organizations .....	51	69 465	15 427	3 698	521
869	Membership organizations, n.e.c. ....	64	210 877	21 339	5 054	738
<b>873, 4 ex. 8744</b>	<b>Research, testing, and consulting services, except facilities support management services</b> .....	<b>36</b>	<b>40 099</b>	<b>19 987</b>	<b>4 890</b>	<b>664</b>
873	Research, development, and testing services .....	18	34 810	17 456	4 162	527
8731	Commercial physical and biological research .....	4	(D)	(D)	(D)	EE
8732	Commercial economic, sociological, and educational research .....	2	(D)	(D)	(D)	BB
8733	Noncommercial research organizations .....	11	(D)	(D)	(D)	CC
8734	Testing laboratories .....	1	(D)	(D)	(D)	AA
874 ex. 8744	Management and public relations services, except facilities support management services .....	18	5 289	2 531	728	137
8741	Management services .....	5	1 220	602	218	68
8742	Management consulting services .....	3	711	433	144	14
8743	Public relations services .....	—	—	—	—	—
8748	Business consulting services, n.e.c. ....	10	3 358	1 496	366	55
<b>LAWRENCE, KS MSA</b>						
<b>Total</b> .....		<b>136</b>	<b>99 741</b>	<b>39 398</b>	<b>9 416</b>	<b>2 726</b>
<b>7032, 704</b>	<b>Camps and membership lodging</b> .....	<b>28</b>	<b>7 370</b>	<b>1 087</b>	<b>308</b>	<b>199</b>
<b>792, 7991 pt., 7997, 7999 pt., 84</b>	<b>Selected amusement, recreation, and related services</b> .....	<b>4</b>	<b>(D)</b>	<b>(D)</b>	<b>(D)</b>	<b>BB</b>
<b>8011 pt.; 8021 pt.; 805, 6, 8, 9</b>	<b>Selected health services</b> .....	<b>14</b>	<b>47 590</b>	<b>21 321</b>	<b>5 116</b>	<b>1 143</b>
<b>8111 pt.</b>	<b>Legal aid societies and similar legal services</b> .....	<b>—</b>	<b>—</b>	<b>—</b>	<b>—</b>	<b>—</b>
<b>823, 4, 9</b>	<b>Selected educational services</b> .....	<b>3</b>	<b>(D)</b>	<b>(D)</b>	<b>(D)</b>	<b>BB</b>
<b>83</b>	<b>Social services</b> .....	<b>45</b>	<b>17 639</b>	<b>8 624</b>	<b>2 073</b>	<b>768</b>
835	Child day care services .....	12	2 858	1 595	368	212
832, 3, 6, 9	Other social services .....	33	14 781	7 029	1 705	556

**KS-60 KANSAS**

**SERVICE INDUSTRIES—GEOGRAPHIC AREA SERIES**

**Table 7b. Summary Statistics for Firms Exempt From Federal Income Tax for Metropolitan Areas: 1992—Con.**

[Includes only establishments with payroll. For meaning of abbreviations and symbols, see introductory text. For explanation of terms and comparability of 1987 and 1992 censuses, see appendix A. For definitions of CMSA's, MSA's, and PMSA's, see appendix D]

SIC code	Geographic area and kind of business or operation	Establishments (number)	Revenue (\$1,000)	Annual payroll (\$1,000)	First-quarter payroll (\$1,000)	Paid employees for pay period including March 12 (number)
<b>LAWRENCE, KS MSA—Con.</b>						
861, 2, 4, 9	Selected membership organizations -----	41	19 930	4 948	1 167	341
873, 4 ex. 8744	Research, testing, and consulting services, except facilities support management services -----	1	(D)	(D)	(D)	CC
<b>TOPEKA, KS MSA</b>						
Total -----		289	525 352	257 834	62 220	11 424
7032, 704	Camps and membership lodging -----	6	514	60	17	10
792, 7991 pt., 7997, 7999 pt., 84	Selected amusement, recreation, and related services -----	14	7 196	2 803	611	188
8011 pt.; 8021 pt.; 805, 6, 8, 9	Selected health services -----	18	396 523	211 547	51 324	8 240
8111 pt.	Legal aid societies and similar legal services -----	3	(D)	(D)	(D)	BB
823, 4, 9	Selected educational services -----	3	(D)	(D)	(D)	AA
83	Social services -----	95	49 474	18 826	4 309	1 709
835	Child day care services -----	20	3 100	2 018	510	298
832, 3, 6, 9	Other social services -----	75	46 374	16 808	3 799	1 411
861, 2, 4, 9	Selected membership organizations -----	146	68 338	23 045	5 616	1 211
873, 4 ex. 8744	Research, testing, and consulting services, except facilities support management services -----	4	863	363	62	11
<b>WICHITA, KS MSA</b>						
Total -----		448	833 530	359 572	88 305	15 717
7032, 704	Camps and membership lodging -----	2	(D)	(D)	(D)	AA
792, 7991 pt., 7997, 7999 pt., 84	Selected amusement, recreation, and related services -----	29	17 519	6 375	1 336	462
8011 pt.; 8021 pt.; 805, 6, 8, 9	Selected health services -----	53	631 403	283 829	70 588	10 543
8011 pt., 8021 pt. 805	Clinics of doctors of medicine and dentists -----	6	(D)	(D)	(D)	CC
	Nursing and personal care facilities -----	16	36 647	17 964	4 415	1 389
806	Hospitals -----	10	565 618	253 493	63 197	8 510
8062	General medical and surgical hospitals -----	9	(D)	(D)	(D)	II
8063, 9	Specialty hospitals -----	1	(D)	(D)	(D)	EE
808, 9	Other health services -----	21	(D)	(D)	(D)	EE
8111 pt.	Legal aid societies and similar legal services -----	2	(D)	(D)	(D)	BB
823, 4, 9	Selected educational services -----	12	(D)	(D)	(D)	BB
83	Social services -----	191	119 094	47 540	11 125	3 298
835	Child day care services -----	27	6 570	2 295	564	288
832, 3, 6, 9	Other social services -----	164	112 524	45 245	10 561	3 010
832	Individual and family social services -----	70	47 532	22 260	5 167	1 182
833	Job training and vocational rehabilitation services -----	12	12 960	6 455	1 460	643
836	Residential care -----	55	33 377	13 533	3 197	1 004
839	Social services, n.e.c. -----	27	18 655	2 997	737	181
861, 2, 4, 9	Selected membership organizations -----	143	48 288	14 916	3 588	1 117
861	Business associations -----	18	9 644	3 613	943	117
864	Civic, social, and fraternal associations -----	88	24 774	7 446	1 761	761
862, 9	Other membership organizations -----	37	13 870	3 857	884	239
873, 4 ex. 8744	Research, testing, and consulting services, except facilities support management services -----	16	15 258	5 971	1 451	222
873	Research, development, and testing services -----	12	12 405	5 046	1 204	170
874 ex. 8744	Management and public relations services, except facilities support management services -----	4	2 853	925	247	52



**Table 8a. Summary Statistics for Firms Subject to Federal Income Tax for the Area Outside Metropolitan Areas: 1992**

[Includes only establishments with payroll. For meaning of abbreviations and symbols, see introductory text. For explanation of terms and comparability of 1987 and 1992 censuses, see appendix A. For definitions of CMSA's, MSA's, and PMSA's, see appendix D]

SIC code	Kind of business or operation	Establishments (number)	Receipts (\$1,000)	Annual payroll (\$1,000)	First-quarter payroll (\$1,000)	Paid employees for pay period including March 12 (number)
	<b>Total</b> .....	<b>6 665</b>	<b>1 911 209</b>	<b>702 304</b>	<b>162 735</b>	<b>47 396</b>
<b>70 ex. 704</b>	<b>Hotels, rooming houses, camps, and other lodging places (except membership lodging)</b> .....	<b>304</b>	<b>(D)</b>	<b>(D)</b>	<b>(D)</b>	<b>HH</b>
7011	Hotels and motels .....	281	104 685	26 559	6 280	3 849
7011 pt.	Hotels .....	36	(D)	(D)	(D)	GG
7011 pt.	Hotels, 25 guestrooms or more .....	23	21 968	6 609	1 851	948
7011 pt.	Hotels, less than 25 guestrooms .....	13	(D)	(D)	(D)	BB
7011 pt.	Motels, motor hotels, and tourist courts .....	245	(D)	(D)	(D)	HH
7011 pt.	Motels, tourist courts .....	225	65 643	15 711	3 440	2 243
7011 pt.	Motor hotels .....	20	(D)	(D)	(D)	FF
702, 3	Other lodging places .....	23	(D)	(D)	(D)	CC
702	Rooming and boarding houses .....	9	(D)	(D)	(D)	BB
703	Camps and recreational vehicle parks .....	14	6 205	978	217	87
<b>72</b>	<b>Personal services</b> .....	<b>902</b>	<b>133 275</b>	<b>39 968</b>	<b>9 765</b>	<b>3 850</b>
721	Laundry, cleaning, and garment services .....	176	31 839	10 483	2 511	1 007
7211	Power laundries, family and commercial* .....	11	1 743	539	129	55
7213	Linen supply* .....	8	5 215	1 823	446	151
7215	Coin-operated laundries and drycleaning .....	50	3 679	800	186	137
7216	Drycleaning plants, except rug cleaning .....	51	(D)	(D)	(D)	EE
7217	Carpet and upholstery cleaning .....	26	2 208	497	109	82
7218	Industrial laundriers* .....	9	(D)	(D)	(D)	CC
7212, 9	Other laundry, cleaning, and garment services* .....	21	2 375	1 007	235	110
7212	Garment pressing, and agents for laundries and drycleaners .....	5	349	97	24	11
7219	Laundry and garment services, n.e.c.* .....	16	2 026	910	211	99
722	Photographic studios, portrait .....	44	6 410	1 129	295	141
723, 4	Beauty and barber shops .....	385	30 429	11 973	2 841	1 248
723	Beauty shops .....	371	(D)	(D)	(D)	GG
724	Barber shops .....	14	(D)	(D)	(D)	BB
725	Shoe repair shops and shoeshine parlors .....	11	(D)	(D)	(D)	AA
726	Funeral service and crematories .....	181	(D)	(D)	(D)	FF
729	Miscellaneous personal services .....	105	10 951	3 263	1 232	712
7291	Tax return preparation services .....	74	6 546	2 248	1 010	544
7299	Miscellaneous personal services, n.e.c. .....	31	4 405	1 015	222	168
<b>73</b>	<b>Business services</b> .....	<b>666</b>	<b>195 349</b>	<b>71 477</b>	<b>16 773</b>	<b>6 076</b>
731	Advertising .....	23	(D)	(D)	(D)	CC
7311	Advertising agencies .....	15	(D)	(D)	(D)	BB
7312	Outdoor advertising services .....	2	(D)	(D)	(D)	BB
7313	Radio, television, publishers' advertising representatives .....	2	(D)	(D)	(D)	AA
7319	Advertising, n.e.c. .....	4	(D)	(D)	(D)	BB
732	Consumer credit reporting agencies, mercantile reporting agencies, and adjustment and collection agencies .....	31	(D)	(D)	(D)	CC
7322	Adjustment and collection services .....	21	9 632	3 655	835	214
7323	Credit reporting services .....	10	(D)	(D)	(D)	BB
733	Mailing, reproduction, commercial art and photography, and stenographic services .....	4	10 116	2 263	536	226
7331	Direct mail advertising services .....	4	(D)	(D)	(D)	BB
7334	Photocopying and duplicating services .....	5	(D)	(D)	(D)	BB
7335, 6	Commercial photography, art, and graphics .....	21	2 139	489	125	54
7335	Commercial photography .....	8	1 013	257	66	25
7336	Commercial art and graphic design .....	13	1 126	232	59	29
7338	Secretarial and court reporting services .....	18	(D)	(D)	(D)	BB
734	Services to dwellings and other buildings .....	228	35 459	13 977	3 236	1 804
7342	Disinfecting and pest control services .....	66	12 609	4 352	923	276
7349	Building cleaning and maintenance services, n.e.c. .....	162	22 850	9 625	2 313	1 528
735	Miscellaneous equipment rental and leasing .....	80	27 490	6 262	1 481	361
7352	Medical equipment rental and leasing .....	9	(D)	(D)	(D)	BB
7353	Heavy construction equipment rental and leasing .....	6	(D)	(D)	(D)	AA
7359	Equipment rental and leasing, n.e.c. .....	65	23 411	5 455	1 296	308
736	Personnel supply services .....	33	21 092	14 576	2 918	1 478
7361	Employment agencies .....	8	1 442	881	182	142
7363	Help supply services .....	25	19 650	13 695	2 736	1 336
7363 pt.	Temporary help supply .....	20	(D)	(D)	(D)	FF
7363 pt.	Help supply, except temporary .....	5	(D)	(D)	(D)	FF
737	Computer programming, data processing, and other computer related services .....	58	22 455	9 900	2 375	423
7371, 2, 3	Computer programming, prepackaged software, and integrated systems .....	31	(D)	(D)	(D)	CC
7371	Computer programming services .....	19	(D)	(D)	(D)	BB
7372	Prepackaged software .....	3	(D)	(D)	(D)	BB
7373	Computer integrated systems .....	9	4 268	1 784	402	66
7374, 5, 6	Data processing services .....	10	(D)	(D)	(D)	CC
7374, 5	Computer processing, information retrieval .....	10	(D)	(D)	(D)	CC
7376	Computer facilities management services .....	-	-	-	-	-
7377, 8, 9	Computer rental and leasing, maintenance, and related services, n.e.c. .....	17	(D)	(D)	(D)	BB
7377	Computer rental and leasing .....	-	-	-	-	-
7378	Computer maintenance and repair .....	8	(D)	(D)	(D)	BB
7379	Computer related services, n.e.c. .....	9	1 396	497	143	22

**Table 8a. Summary Statistics for Firms Subject to Federal Income Tax for the Area Outside Metropolitan Areas: 1992 — Con.**

[Includes only establishments with payroll. For meaning of abbreviations and symbols, see introductory text. For explanation of terms and comparability of 1987 and 1992 censuses, see appendix A. For definitions of CMSA's, MSA's, and PMSA's, see appendix D]

SIC code	Kind of business or operation	Establishments (number)	Receipts (\$1,000)	Annual payroll (\$1,000)	First-quarter payroll (\$1,000)	Paid employees for pay period including March 12 (number)
<b>73</b>	<b>Business services—Con.</b>					
738	Miscellaneous business services -----	165	58 885	17 728	4 719	1 387
7381, 2	Detective agencies and protective services -----	28	(D)	(D)	(D)	CC
7381	Detective, guard, and armored car services -----	22	(D)	(D)	(D)	CC
7382	Security systems services -----	6	(D)	(D)	(D)	AA
7383	News syndicates -----	1	(D)	(D)	(D)	AA
7384	Photofinishing laboratories* -----	24	27 298	7 974	2 372	367
7389	Business services, n.e.c. -----	112	27 557	8 143	1 937	856
7389 pt.	Sign painting shops -----	6	(D)	(D)	(D)	AA
7389 pt.	Interior designing -----	7	(D)	(D)	(D)	AA
7389 pt.	Telephone answering services -----	9	(D)	(D)	(D)	BB
7389 pt.	Other business services -----	90	24 912	7 380	1 750	774
<b>75</b>	<b>Automotive repair, services, and parking -----</b>	<b>852</b>	<b>181 168</b>	<b>37 490</b>	<b>8 731</b>	<b>2 439</b>
751	Automotive rental and leasing, without drivers -----	21	7 619	891	240	45
7513	Truck rental and leasing, without drivers -----	9	(D)	(D)	(D)	BB
7514, 5	Passenger car rental and leasing -----	11	(D)	(D)	(D)	AA
7514	Passenger car rental -----	8	(D)	(D)	(D)	AA
7515	Passenger car leasing -----	3	(D)	(D)	(D)	AA
7519	Utility trailer and recreational vehicle rental -----	1	(D)	(D)	(D)	AA
752	Automobile parking -----	1	(D)	(D)	(D)	AA
753	Automotive repair shops -----	750	164 211	34 237	7 934	2 121
7532	Top, body, and upholstery repair shops and paint shops -----	248	49 451	11 881	2 766	738
7532 pt.	Top and body repair shops -----	243	(D)	(D)	(D)	FF
7532 pt.	Paint shops -----	5	(D)	(D)	(D)	AA
7538	General automotive repair shops -----	382	89 562	16 723	3 891	1 051
7538 pt.	General automotive repair shops, except diesel -----	340	66 396	12 202	2 909	833
7538 pt.	Diesel repair shops -----	42	23 166	4 521	982	218
7533, 4, 6, 7, 9	Other automotive repair shops -----	120	25 198	5 633	1 277	332
7533	Automotive exhaust system repair shops -----	14	2 826	552	134	36
7534	Tire retreading and repair shops -----	8	1 928	382	80	18
7536	Automotive glass replacement shops -----	27	6 766	1 248	273	57
7537	Automotive transmission repair shops -----	15	2 663	567	132	39
7539	Automotive repair shops, n.e.c. -----	56	11 015	2 884	658	182
7539 pt.	Radiator repair -----	14	1 817	498	120	42
7539 pt.	Brake, front end, and wheel alignment -----	23	4 083	1 163	262	66
7539 pt.	Automotive electrical and fuel system services -----	13	3 854	863	200	54
7539 pt.	Other automotive repair shops, n.e.c. -----	6	1 261	360	76	20
754	Automotive services, except repair -----	80	(D)	(D)	(D)	EE
7542	Carwashes -----	51	(D)	(D)	(D)	CC
7549	Automotive services, except repair and carwashes -----	29	4 356	1 105	268	95
<b>76</b>	<b>Miscellaneous repair services -----</b>	<b>415</b>	<b>100 511</b>	<b>23 771</b>	<b>5 519</b>	<b>1 436</b>
762	Electrical repair shops -----	106	24 095	5 633	1 277	354
7622	Radio and television repair shops -----	34	(D)	(D)	(D)	BB
7623, 9	Other electrical and electronic repair shops -----	72	(D)	(D)	(D)	EE
7623	Refrigeration and air-conditioning service and repair shops -----	13	(D)	(D)	(D)	BB
7629	Electrical and electronic repair shops, n.e.c. -----	59	(D)	(D)	(D)	EE
763	Watch, clock, and jewelry repair -----	2	(D)	(D)	(D)	AA
764	Reupholstery and furniture repair -----	23	(D)	(D)	(D)	BB
769	Miscellaneous repair and related services -----	284	74 888	17 828	4 178	1 050
7692	Welding repair -----	60	(D)	(D)	(D)	CC
7694	Armature rewinding shops -----	19	(D)	(D)	(D)	CC
7699	Repair shops and related services, n.e.c. -----	205	60 202	14 470	3 402	810
<b>78, 79, 84</b>	<b>Amusement and recreation services, including motion pictures and museums -----</b>	<b>461</b>	<b>77 586</b>	<b>17 517</b>	<b>4 126</b>	<b>2 443</b>
781, 2	Motion picture production, distribution, and services -----	7	(D)	(D)	(D)	AA
783	Motion picture theaters -----	64	(D)	(D)	(D)	EE
7832	Motion picture theaters, except drive-in -----	58	(D)	(D)	(D)	EE
7833	Drive-in motion picture theaters -----	6	159	23	1	6
784	Video tape rental -----	85	(D)	(D)	(D)	EE
792	Theatrical producers (except motion picture), bands, orchestras, and entertainers -----	8	(D)	(D)	(D)	AA
7922	Theatrical producers (except motion picture) and miscellaneous theatrical services -----	3	(D)	(D)	(D)	AA
7929	Bands, orchestras, actors, and other entertainers and entertainment groups -----	5	(D)	(D)	(D)	AA
793	Bowling centers -----	68	(D)	(D)	(D)	EE
79 ex. 792, 3, 84	Commercial sports and other amusement and recreation services, including museums -----	229	41 960	10 679	2 426	1 162
794	Commercial sports -----	28	(D)	(D)	(D)	BB
7941	Professional sports clubs, managers, promoters -----	2	(D)	(D)	(D)	AA
7948	Racing, including track operation -----	26	(D)	(D)	(D)	BB
79 ex. 792, 3, 4, 84	Other amusement and recreation services, including museums -----	201	(D)	(D)	(D)	GG
791	Dance studios, schools, and halls -----	13	1 111	143	46	50
7991	Physical fitness facilities -----	33	2 562	782	198	264
7992	Public golf courses -----	15	(D)	(D)	(D)	BB
7993	Coin-operated amusement devices -----	12	2 222	554	121	59
7996	Amusement parks -----	1	(D)	(D)	(D)	AA
7997	Membership sports and recreation clubs -----	47	8 728	2 495	522	250
7999, 84	Amusement and recreation services, including museums, n.e.c. -----	80	18 369	4 955	1 179	419
7999 pt.	Concession operators of amusement devices and rides -----	1	(D)	(D)	(D)	AA
7999 pt.	Carnivals, circuses, and fairs -----	5	(D)	(D)	(D)	AA
7999 pt., 84	Other recreation and amusements, including museums -----	74	(D)	(D)	(D)	EE

**Table 8a. Summary Statistics for Firms Subject to Federal Income Tax for the Area Outside Metropolitan Areas: 1992 — Con.**

[Includes only establishments with payroll. For meaning of abbreviations and symbols, see introductory text. For explanation of terms and comparability of 1987 and 1992 censuses, see appendix A. For definitions of CMSA's, MSA's, and PMSA's, see appendix D]

SIC code	Kind of business or operation	Establishments (number)	Receipts (\$1,000)	Annual payroll (\$1,000)	First-quarter payroll (\$1,000)	Paid employees for pay period including March 12 (number)
<b>80</b>	<b>Health services</b> -----	<b>1 576</b>	<b>770 999</b>	<b>343 506</b>	<b>78 527</b>	<b>19 613</b>
801	Offices and clinics of doctors of medicine -----	503	313 350	147 944	33 610	5 100
8011 pt.	Offices of doctors of medicine -----	479	291 140	139 054	31 501	4 719
8011 pt.	General medical clinics -----	24	22 210	8 890	2 109	381
802	Offices and clinics of dentists -----	397	101 176	33 326	7 283	1 777
803	Offices and clinics of doctors of osteopathy -----	55	(D)	(D)	(D)	EE
804	Offices and clinics of other health practitioners -----	371	81 393	25 503	5 353	1 294
8041	Offices and clinics of chiropractors -----	159	23 868	7 412	1 596	432
8042	Offices and clinics of optometrists -----	136	40 200	9 649	2 116	591
8043	Offices and clinics of podiatrists -----	24	3 807	909	222	76
8049	Offices and clinics of health practitioners, n.e.c. -----	52	13 518	7 533	1 419	195
805	Nursing and personal care facilities -----	184	199 580	107 203	25 669	10 027
8051	Skilled nursing care facilities -----	99	119 461	64 489	15 313	5 866
8052	Intermediate care facilities -----	78	75 537	40 495	9 782	3 943
8059	Nursing and personal care facilities, n.e.c. -----	7	4 582	2 219	574	218
806	Hospitals -----	3	(D)	(D)	(D)	EE
8062	General medical and surgical hospitals -----	3	(D)	(D)	(D)	EE
8063, 9	Specialty hospitals -----	-	-	-	-	-
807, 8, 9	Other health services -----	63	(D)	(D)	(D)	FF
807	Medical and dental laboratories -----	18	(D)	(D)	(D)	EE
8071	Medical laboratories -----	9	(D)	(D)	(D)	CC
8072	Dental laboratories -----	9	(D)	(D)	(D)	BB
808	Home health care services -----	24	(D)	(D)	(D)	CC
809	Miscellaneous health and allied services, n.e.c. -----	21	(D)	(D)	(D)	CC
8092	Kidney dialysis centers -----	3	(D)	(D)	(D)	BB
8093	Specialty outpatient facilities, n.e.c. -----	9	(D)	(D)	(D)	BB
8099	Health and allied services, n.e.c. -----	9	(D)	(D)	(D)	BB
<b>81</b>	<b>Legal services</b> -----	<b>573</b>	<b>110 853</b>	<b>36 543</b>	<b>8 556</b>	<b>1 861</b>
<b>823, 4, 9</b>	<b>Selected educational services</b> -----	<b>27</b>	<b>(D)</b>	<b>(D)</b>	<b>(D)</b>	<b>CC</b>
823	Libraries -----	6	(D)	(D)	(D)	AA
824	Vocational schools -----	3	(D)	(D)	(D)	BB
829	Schools and educational services, n.e.c. -----	18	(D)	(D)	(D)	BB
<b>83</b>	<b>Social services</b> -----	<b>260</b>	<b>22 956</b>	<b>8 535</b>	<b>1 860</b>	<b>1 040</b>
835	Child day care services -----	183	6 816	2 509	645	527
832, 3, 6, 9	Other social services -----	77	16 140	6 026	1 215	513
<b>87 ex. 8733</b>	<b>Engineering, accounting, research, management, and related services (except noncommercial research organizations)</b> -----	<b>599</b>	<b>191 446</b>	<b>89 868</b>	<b>21 060</b>	<b>4 370</b>
871	Engineering, architectural, and surveying services -----	122	43 958	20 815	4 615	826
8711	Engineering services -----	67	33 030	16 222	3 601	579
8712	Architectural services -----	27	(D)	(D)	(D)	BB
8713	Surveying services -----	28	(D)	(D)	(D)	CC
872	Accounting, auditing, and bookkeeping services -----	344	(D)	(D)	(D)	GG
873 ex. 8733	Research, development, and testing services (except noncommercial research organizations) -----	25	(D)	(D)	(D)	FF
8731	Commercial physical and biological research -----	7	(D)	(D)	(D)	BB
8732	Commercial economic, sociological, and educational research -----	4	(D)	(D)	(D)	FF
8734	Testing laboratories -----	14	(D)	(D)	(D)	CC
874	Management and public relations services -----	108	45 788	24 195	5 901	892
8741	Management services -----	34	18 218	8 934	1 915	302
8742	Management consulting services -----	34	5 093	2 477	692	87
8743	Public relations services -----	8	(D)	(D)	(D)	AA
8744	Facilities support management services -----	2	(D)	(D)	(D)	BB
8748	Business consulting services, n.e.c. -----	30	20 800	12 271	3 170	455
<b>89</b>	<b>Services, n.e.c.</b> -----	<b>30</b>	<b>(D)</b>	<b>(D)</b>	<b>(D)</b>	<b>CC</b>

**Table 8b. Summary Statistics for Firms Exempt From Federal Income Tax for the Area Outside Metropolitan Areas: 1992**

[Includes only establishments with payroll. For meaning of abbreviations and symbols, see introductory text. For explanation of terms and comparability of 1987 and 1992 censuses, see appendix A. For definitions of CMSA's, MSA's, and PMSA's, see appendix D]

SIC code	Kind of business or operation	Establishments (number)	Revenue (\$1,000)	Annual payroll (\$1,000)	First-quarter payroll (\$1,000)	Paid employees for pay period including March 12 (number)
	<b>Total</b> .....	<b>1 703</b>	<b>1 198 355</b>	<b>548 899</b>	<b>134 280</b>	<b>36 859</b>
<b>7032, 704</b>	<b>Camps and membership lodging</b> .....	<b>46</b>	<b>(D)</b>	<b>(D)</b>	<b>(D)</b>	<b>CC</b>
7032	Sporting and recreational camps .....	9	(D)	(D)	(D)	BB
704	Organization hotels and lodging houses, on membership basis .....	37	(D)	(D)	(D)	CC
<b>792, 7991 pt., 7997, 7999 pt., 84</b>	<b>Selected amusement, recreation, and related services</b> .....	<b>115</b>	<b>(D)</b>	<b>(D)</b>	<b>(D)</b>	<b>GG</b>
792	Theatrical producers (except motion picture), bands, orchestras, and entertainers .....	4	(D)	(D)	(D)	AA
7922	Theatrical producers (except motion picture) and miscellaneous theatrical services .....	1	(D)	(D)	(D)	AA
7922 pt.	Producers of live theatrical productions .....	1	(D)	(D)	(D)	AA
7922 pt.	Producers of radio and television shows, except tape .....	—	—	—	—	—
7922 pt.	Artists' and entertainers' managers or agents, concert bureaus, booking agents .....	—	—	—	—	—
7922 pt.	Other theatrical services .....	—	—	—	—	—
7929	Bands, orchestras, actors, and other entertainers and entertainment groups .....	3	(D)	(D)	(D)	AA
7929 pt.	Dance groups and artists .....	—	—	—	—	—
7929 pt.	Symphony orchestras, opera companies, and chamber music organizations .....	1	(D)	(D)	(D)	AA
7929 pt.	Other music groups and artists .....	1	(D)	(D)	(D)	AA
7929 pt.	Other entertainers and entertainment groups .....	1	(D)	(D)	(D)	AA
7991 pt., 7997	Gymnasiums, athletic clubs, and membership sports and recreation clubs .....	67	21 988	7 972	1 682	860
7991 pt.	Gymnasiums and athletic clubs .....	—	—	—	—	—
7997	Membership sports and recreation clubs .....	67	21 988	7 972	1 682	860
7999 pt.	Fairs .....	8	(D)	(D)	(D)	AA
84	Museums, art galleries, and botanical and zoological gardens .....	36	4 192	1 461	319	129
841	Museums and art galleries .....	36	4 192	1 461	319	129
842	Arboreta and botanical or zoological gardens .....	—	—	—	—	—
<b>8011 pt.; 8021 pt.; 805, 6, 8, 9</b>	<b>Selected health services</b> .....	<b>234</b>	<b>925 022</b>	<b>447 891</b>	<b>110 501</b>	<b>25 879</b>
8011 pt., 8021 pt.	Clinics of doctors of medicine and dentists .....	1	(D)	(D)	(D)	AA
8011 pt.	General medical clinics .....	1	(D)	(D)	(D)	AA
8021 pt.	Dental clinics .....	—	—	—	—	—
805	Nursing and personal care facilities .....	82	117 407	61 539	14 622	5 648
8051	Skilled nursing care facilities .....	45	72 018	37 663	8 980	3 410
8052	Intermediate care facilities .....	35	(D)	(D)	(D)	GG
8059	Nursing and personal care facilities, n.e.c. .....	2	(D)	(D)	(D)	AA
806	Hospitals .....	116	(D)	(D)	(D)	JJ
8062	General medical and surgical hospitals .....	110	702 213	312 371	77 114	17 207
8062 pt.	General medical and surgical hospitals, nongovernment .....	46	411 463	176 699	43 663	9 490
8062 pt.	General medical and surgical hospitals, government .....	64	290 750	135 672	33 451	7 717
8063, 9	Specialty hospitals .....	6	(D)	(D)	(D)	HH
8063	Psychiatric hospitals .....	3	(D)	(D)	(D)	GG
8063 pt.	Psychiatric hospitals, nongovernment .....	2	(D)	(D)	(D)	BB
8063 pt.	Psychiatric hospitals, government .....	1	(D)	(D)	(D)	FF
8069	Specialty hospitals, except psychiatric .....	3	(D)	(D)	(D)	GG
8069 pt.	Specialty hospitals, except psychiatric; nongovernment .....	1	(D)	(D)	(D)	BB
8069 pt.	Specialty hospitals, except psychiatric; government .....	2	(D)	(D)	(D)	GG
808, 9	Other health services .....	35	(D)	(D)	(D)	FF
808	Home health care services .....	12	(D)	(D)	(D)	CC
809	Miscellaneous health and allied services, n.e.c. .....	23	15 468	8 113	1 982	362
8092	Kidney dialysis centers .....	—	—	—	—	—
8093	Specialty outpatient facilities, n.e.c. .....	22	(D)	(D)	(D)	EE
8099	Health and allied services, n.e.c. .....	1	(D)	(D)	(D)	BB
<b>8111 pt.</b>	<b>Legal aid societies and similar legal services</b> .....	<b>10</b>	<b>(D)</b>	<b>(D)</b>	<b>(D)</b>	<b>BB</b>
<b>823, 4, 9</b>	<b>Selected educational services</b> .....	<b>24</b>	<b>(D)</b>	<b>(D)</b>	<b>(D)</b>	<b>CC</b>
823	Libraries .....	12	(D)	(D)	(D)	BB
824	Vocational schools .....	2	(D)	(D)	(D)	AA
8243	Data processing schools .....	—	—	—	—	—
8244	Business and secretarial schools .....	—	—	—	—	—
8249	Vocational schools, n.e.c. .....	2	(D)	(D)	(D)	AA
829	Schools and educational services, n.e.c. .....	10	(D)	(D)	(D)	CC
<b>83</b>	<b>Social services</b> .....	<b>640</b>	<b>139 289</b>	<b>61 090</b>	<b>14 347</b>	<b>6 856</b>
835	Child day care services .....	115	14 805	6 479	1 541	931
832, 3, 6, 9	Other social services .....	525	124 484	54 611	12 806	5 925
832	Individual and family social services .....	273	37 730	16 745	3 735	1 594
833	Job training and vocational rehabilitation services .....	56	35 332	17 652	4 173	2 432
836	Residential care .....	131	33 102	15 651	3 804	1 570
839	Social services, n.e.c. .....	65	18 320	4 563	1 094	329
<b>861, 2, 4, 9</b>	<b>Selected membership organizations</b> .....	<b>619</b>	<b>88 752</b>	<b>23 942</b>	<b>5 817</b>	<b>2 612</b>
861	Business associations .....	96	17 817	7 338	1 806	336
864	Civic, social, and fraternal associations .....	318	49 727	11 026	2 657	1 782
862, 9	Other membership organizations .....	205	21 208	5 578	1 354	494
862	Professional membership organizations .....	18	2 482	690	180	54
869	Membership organizations, n.e.c. .....	187	18 726	4 888	1 174	440

Table 8b. **Summary Statistics for Firms Exempt From Federal Income Tax for the Area Outside Metropolitan Areas: 1992 —Con.**

[Includes only establishments with payroll. For meaning of abbreviations and symbols, see introductory text. For explanation of terms and comparability of 1987 and 1992 censuses, see appendix A. For definitions of CMSA's, MSA's, and PMSA's, see appendix D]

SIC code	Kind of business or operation	Establishments (number)	Revenue (\$1,000)	Annual payroll (\$1,000)	First-quarter payroll (\$1,000)	Paid employees for pay period including March 12 (number)
<b>873, 4 ex. 8744</b>	<b>Research, testing, and consulting services, except facilities support management services -----</b>	<b>15</b>	<b>(D)</b>	<b>(D)</b>	<b>(D)</b>	<b>BB</b>
873	Research, development, and testing services -----	6	(D)	(D)	(D)	BB
8731	Commercial physical and biological research -----	—	—	—	—	—
8732	Commercial economic, sociological, and educational research ----	—	—	—	—	—
8733	Noncommercial research organizations -----	6	(D)	(D)	(D)	BB
8734	Testing laboratories -----	—	—	—	—	—
874 ex. 8744	Management and public relations services, except facilities support management services -----	9	(D)	(D)	(D)	BB
8741	Management services -----	1	(D)	(D)	(D)	AA
8742	Management consulting services -----	2	(D)	(D)	(D)	BB
8743	Public relations services -----	—	—	—	—	—
8748	Business consulting services, n.e.c. -----	6	(D)	(D)	(D)	AA

**Table 9. Places With 2,500 Inhabitants or More Ranked by Volume of Receipts of Firms Subject to Federal Income Tax: 1992**

[Includes only establishments with payroll. For meaning of abbreviations and symbols, see introductory text. For explanation of terms and comparability of 1987 and 1992 censuses, see appendix A. For information on geographic areas followed by ▲, see appendix F]

Geographic area	Receipts		Cumulative receipts		Geographic area	Receipts		Cumulative receipts	
	Rank <sup>1</sup>	Amount (\$1,000)	Amount (\$1,000)	Percent of State total		Rank <sup>1</sup>	Amount (\$1,000)	Amount (\$1,000)	Percent of State total
<b>Kansas -----</b>	<b>(X)</b>	<b>8 460 335</b>	<b>8 460 335</b>	<b>100.0</b>	<b>Kansas—Con.</b>				
Wichita -----	1	2 001 343	2 001 343	23.7	Hiawatha -----	46	12 172	7 404 068	87.5
Overland Park -----	2	1 414 107	3 415 450	40.4	Beloit -----	47	11 224	7 415 292	87.6
Topeka -----	3	626 625	4 042 075	47.8	Marysville -----	48	10 670	7 425 962	87.8
Kansas City -----	4	487 506	4 529 581	53.5	Edwardsville -----	49	10 462	7 436 424	87.9
Lenexa -----	5	413 651	4 943 232	58.4	Lansing -----	50	10 211	7 446 635	88.0
Olathe -----	6	225 943	5 169 175	61.1	Augusta -----	51	10 064	7 456 699	88.1
Leawood -----	7	190 519	5 359 694	63.4	Clay Center -----	52	8 796	7 465 495	88.2
Salina -----	8	186 606	5 546 300	65.6	Bonner Springs ▲ -----	53	8 541	7 474 036	88.3
Lawrence -----	9	168 828	5 715 128	67.6	Russell -----	54	8 364	7 482 400	88.4
Mission -----	10	131 072	5 846 200	69.1	Belleville -----	55	7 932	7 490 332	88.5
Hutchinson -----	11	105 608	5 951 808	70.3	Lyons -----	56	7 782	7 498 114	88.6
Manhattan ▲ -----	12	101 040	6 052 848	71.5	Eureka -----	57	7 574	7 505 688	88.7
Dodge City -----	13	91 101	6 143 949	72.6	Haysville -----	58	7 488	7 513 176	88.8
Prairie Village -----	14	89 312	6 233 261	73.7	Garnett -----	59	7 272	7 520 448	88.9
Shawnee -----	15	84 119	6 317 380	74.7	Kingman -----	60	6 972	7 527 420	89.0
Garden City -----	16	79 608	6 396 988	75.6	Holton -----	61	6 865	7 534 285	89.1
Leavenworth -----	17	72 285	6 469 273	76.5	Osawatomie -----	62	6 758	7 541 043	89.1
Roeland Park -----	18	71 443	6 540 716	77.3	Norton -----	63	6 580	7 547 623	89.2
Hays -----	19	70 526	6 611 242	78.1	Osage City -----	64	6 516	7 554 139	89.3
Pittsburg -----	20	68 423	6 679 665	79.0	Baxter Springs -----	65	6 513	7 560 652	89.4
Merriam -----	21	64 237	6 743 902	79.7	Valley Center -----	66	6 250	7 566 902	89.4
Emporia -----	22	63 428	6 807 330	80.5	Hugoton -----	67	5 388	7 572 290	89.5
Great Bend -----	23	58 595	6 865 925	81.2	Fredonia -----	68	5 135	7 577 425	89.6
Coffeyville -----	24	40 982	6 906 907	81.6	Wamego -----	69	4 910	7 582 335	89.6
Fairway -----	25	40 051	6 946 958	82.1	Columbus -----	70	4 779	7 587 114	89.7
Junction City -----	26	37 318	6 984 276	82.6	Phillipsburg -----	71	4 547	7 591 661	89.7
Newton -----	27	33 489	7 017 765	82.9	Hoisington -----	72	4 518	7 596 179	89.8
Parsons -----	28	31 653	7 049 418	83.3	Andover -----	73	4 449	7 600 628	89.8
McPherson -----	29	26 493	7 075 911	83.6	Mulvane ▲ -----	74	4 405	7 605 033	89.9
Chanute -----	30	26 315	7 102 226	83.9	Anthony -----	75	4 366	7 609 399	89.9
Pratt -----	31	26 180	7 128 406	84.3	Burlington -----	76	4 279	7 613 678	90.0
Fort Scott -----	32	23 931	7 152 337	84.5	Mission Hills -----	77	3 965	7 617 643	90.0
Derby -----	33	23 845	7 176 182	84.8	Baldwin City -----	78	3 818	7 621 461	90.1
Winfield -----	34	23 380	7 199 562	85.1	Girard -----	79	3 770	7 625 231	90.1
Ottawa -----	35	23 243	7 222 805	85.4	Galena -----	80	3 321	7 628 552	90.2
El Dorado -----	36	22 620	7 245 425	85.6	Hillsboro -----	81	3 286	7 631 838	90.2
Arkansas City -----	37	22 529	7 267 954	85.9	Frontenac -----	82	3 264	7 635 102	90.2
Atchison -----	38	20 157	7 288 111	86.1	Neodesha -----	83	3 182	7 638 284	90.3
Independence -----	39	20 036	7 308 147	86.4	Hesston -----	84	3 115	7 641 399	90.3
Wellington -----	40	14 585	7 322 732	86.6	Lindsborg -----	85	3 109	7 644 508	90.4
Iola -----	41	14 487	7 337 219	86.7	Eudora -----	86	2 774	7 647 282	90.4
Concordia -----	42	14 096	7 351 315	86.9	Herington ▲ -----	87	2 305	7 649 587	90.4
Paola -----	43	13 710	7 365 025	87.1	Bel Aire -----	(X)	-	7 649 587	90.4
Gardner -----	44	13 647	7 378 672	87.2	Colby -----	(X)	(D)	(X)	(X)
Abilene -----	45	13 224	7 391 896	87.4	Goodland -----	(X)	(D)	(X)	(X)
					Larned -----	(X)	(D)	(X)	(X)
					Liberal -----	(X)	(D)	(X)	(X)
					Park City -----	(X)	(D)	(X)	(X)
					Scott City -----	(X)	(D)	(X)	(X)
					Ulysses -----	(X)	(D)	(X)	(X)

<sup>1</sup>Places with suppressed receipts (if applicable) are listed at end of table rather than by rank to avoid disclosing data for individual companies.

**Table 10. Counties Ranked by Volume of Receipts of Firms Subject to Federal Income Tax: 1992**

[Includes only establishments with payroll. For meaning of abbreviations and symbols, see introductory text. For explanation of terms and comparability of 1987 and 1992 censuses, see appendix A. For information on geographic areas followed by ▲, see appendix F]

Geographic area	Receipts		Cumulative receipts		Geographic area	Receipts		Cumulative receipts	
	Rank <sup>1</sup>	Amount (\$1,000)	Amount (\$1,000)	Percent of State total		Rank <sup>1</sup>	Amount (\$1,000)	Amount (\$1,000)	Percent of State total
<b>Kansas -----</b>	<b>(X)</b>	<b>8 460 335</b>	<b>8 460 335</b>	<b>100.0</b>	<b>Kansas—Con.</b>				
Johnson -----	1	2 800 445	2 800 445	33.1	Finney -----	11	86 906	7 041 303	83.2
Sedgwick -----	2	2 169 501	4 969 946	58.7	Crawford -----	12	82 118	7 123 421	84.2
Shawnee -----	3	643 346	5 613 292	66.3	Ellis -----	13	73 731	7 197 152	85.1
Wyandotte -----	4	506 797	6 120 089	72.3	Barton -----	14	70 262	7 267 414	85.9
Saline -----	5	195 272	6 315 361	74.6	Lyon -----	15	68 853	7 336 267	86.7
Douglas -----	6	180 043	6 495 404	76.8	Montgomery -----	16	68 095	7 404 362	87.5
Reno -----	7	152 048	6 647 452	78.6	Harvey -----	17	65 158	7 469 520	88.3
Riley -----	8	111 993	6 759 445	79.9	Butler -----	18	56 426	7 525 946	89.0
Leavenworth -----	9	101 431	6 860 876	81.1	Cowley -----	19	47 916	7 573 862	89.5
Ford -----	10	93 521	6 954 397	82.2	Seward -----	20	44 065	7 617 927	90.0

**Table 10. Counties Ranked by Volume of Receipts of Firms Subject to Federal Income Tax: 1992—Con.**

[Includes only establishments with payroll. For meaning of abbreviations and symbols, see introductory text. For explanation of terms and comparability of 1987 and 1992 censuses, see appendix A. For information on geographic areas followed by ▲, see appendix F]

Geographic area	Receipts		Cumulative receipts		Geographic area	Receipts		Cumulative receipts	
	Rank <sup>1</sup>	Amount (\$1,000)	Amount (\$1,000)	Percent of State total		Rank <sup>1</sup>	Amount (\$1,000)	Amount (\$1,000)	Percent of State total
<b>Kansas—Con.</b>					<b>Kansas—Con.</b>				
Gearry .....	21	40 912	7 658 839	90.5	Coffey .....	61	6 976	8 304 191	98.2
McPherson .....	22	38 010	7 696 849	91.0	Norton .....	62	6 836	8 311 027	98.2
Labette .....	23	36 089	7 732 938	91.4	Osborne .....	63	6 438	8 317 465	98.3
Neosho .....	24	32 954	7 765 892	91.8	Stevens .....	64	6 199	8 323 664	98.4
Pratt .....	25	28 931	7 794 823	92.1	Morris .....	65	5 945	8 329 609	98.5
Franklin .....	26	26 075	7 820 898	92.4	Smith .....	66	5 886	8 335 495	98.5
Miami .....	27	25 979	7 846 877	92.7	Trego .....	67	5 817	8 341 312	98.6
Bourbon .....	28	25 970	7 872 847	93.1	Stafford .....	68	5 686	8 346 998	98.7
Sumner .....	29	25 041	7 897 888	93.4	Phillips .....	69	5 608	8 352 606	98.7
Nemaha .....	30	22 199	7 920 087	93.6	Gray .....	70	5 551	8 358 157	98.8
Dickinson .....	31	20 949	7 941 036	93.9	Doniphan .....	71	5 426	8 363 583	98.9
Allen .....	32	20 748	7 961 784	94.1	Rooks .....	72	5 313	8 368 896	98.9
Sherman .....	33	20 586	7 982 370	94.4	Linn .....	73	4 830	8 373 726	99.0
Atchison .....	34	20 503	8 002 873	94.6	Ottawa .....	74	4 596	8 378 322	99.0
Pottawatomie .....	35	19 478	8 022 351	94.8	Meade .....	75	4 461	8 382 783	99.1
Cherokee .....	36	15 780	8 038 131	95.0	Logan .....	76	4 400	8 387 183	99.1
Thomas .....	37	15 714	8 053 845	95.2	Chautauqua .....	77	4 071	8 391 254	99.2
Cloud .....	38	15 314	8 069 159	95.4	Decatur .....	78	3 838	8 395 092	99.2
Osage .....	39	15 107	8 084 266	95.6	Edwards .....	79	3 729	8 398 821	99.3
Brown .....	40	14 728	8 098 994	95.7	Lincoln .....	80	3 305	8 402 126	99.3
Marshall .....	41	13 335	8 112 329	95.9	Chase .....	81	3 284	8 405 410	99.4
Jefferson .....	42	12 871	8 125 200	96.0	Haskell .....	82	3 265	8 408 675	99.4
Mitchell .....	43	12 421	8 137 621	96.2	Kiowa .....	83	3 247	8 411 922	99.4
Marion .....	44	12 047	8 149 668	96.3	Ness .....	84	3 173	8 415 095	99.5
Clay .....	45	10 642	8 160 310	96.5	Gove .....	85	3 092	8 418 187	99.5
Russell .....	46	10 497	8 170 807	96.6	Graham .....	86	3 035	8 421 222	99.5
Pawnee .....	47	10 304	8 181 111	96.7	Morton .....	87	3 030	8 424 252	99.6
Rice .....	48	10 271	8 191 382	96.8	Wabaunsee .....	88	2 909	8 427 161	99.6
Washington .....	49	9 977	8 201 359	96.9	Comanche .....	89	2 798	8 429 959	99.6
Grant .....	50	9 511	8 210 870	97.1	Jewell .....	90	2 764	8 432 723	99.7
Kingman .....	51	9 285	8 220 155	97.2	Lane .....	91	2 730	8 435 453	99.7
Wilson .....	52	9 130	8 229 285	97.3	Clark .....	92	2 428	8 437 881	99.7
Jackson .....	53	8 932	8 238 217	97.4	Wichita .....	93	2 317	8 440 198	99.8
Republic .....	54	8 790	8 247 007	97.5	Rush .....	94	2 313	8 442 511	99.8
Barber .....	55	8 672	8 255 679	97.6	Hamilton .....	95	2 200	8 444 711	99.8
Greenwood .....	56	8 606	8 264 285	97.7	Woodson .....	96	2 126	8 446 837	99.8
Ellsworth .....	57	8 426	8 272 711	97.8	Kearny .....	97	2 094	8 448 931	99.9
Anderson .....	58	8 286	8 280 997	97.9	Greeley .....	98	2 074	8 451 005	99.9
Harper .....	59	8 202	8 289 199	98.0	Sheridan .....	99	2 008	8 453 013	99.9
Scott .....	60	8 016	8 297 215	98.1	Cheyenne .....	100	1 775	8 454 788	99.9
					Wallace .....	101	1 575	8 456 363	100.0
					Stanton .....	102	1 574	8 457 937	100.0
					Rawlins .....	103	1 195	8 459 132	100.0
					Elk .....	104	800	8 459 932	100.0
					Hodgeman .....	105	403	8 460 335	100.0

<sup>1</sup>Counties with suppressed receipts (if applicable) are listed at end of table rather than by rank to avoid disclosing data for individual companies.

# Appendix A.

## General Explanation

### CENSUS COVERAGE AND METHODOLOGY

**Structure and method of enumeration.** Firms in the 1992 Census of Service Industries were divided into the nonmail universe and mail universe. The coverage and the method of obtaining census information from each follow:

1. The nonmail universe consisted of firms which were not required to file a regular census return and included:

- a. All taxable nonemployers, i.e., all firms subject to Federal income tax with no paid employees during 1992. Receipts information for these firms was obtained from administrative records of other Federal agencies. Although consisting of many firms, nonemployers accounted for less than 10 percent of total receipts of all establishments covered in the census.

The census included only those service nonemployer firms which reported a receipts volume of \$1,000 or more during 1992. Establishments exempt from Federal income tax with no paid employees were excluded as in previous censuses.

Data for nonemployers are not included in this report but are provided in a subsequent Non-employer Statistics report (SC92-N-1).

- b. Selected small employers, i.e., single-establishment firms with payroll below a specified cutoff. (The term "employers" refers to firms with one or more paid employees at any time during 1992 as shown in the active administrative records of other Federal agencies.) Although the payroll cutoff varied by kind of business, small employers generally included firms with less than 10 employees and represented about 10 percent of total receipts of establishments covered in the census.

Data on receipts, payroll, and employment for employer firms below the payroll cutoff were derived or estimated from administrative records of other Federal agencies, except for a sample of small employer firms in classifications for which specialized data requirements precluded reliance solely on administrative records sources. This sample was included in the mail universe.

2. The mail universe consisted of firms for which information was obtained by means of a mail canvass and included:

- a. Large employers, i.e., all multiestablishment firms, and all employer firms above the payroll size cutoff referred to in section 1b. Within this category, a report of company organization was conducted periodically to identify establishment locations of firms which operated at more than one location and to obtain information on payroll and mid-March employment at each location. The 1991 Report of Company Organization was used as a coverage check in the census. In the 1992 census, all multi-establishment firms were asked to notify the Census Bureau of any establishments for which a form was not received. Report forms were subsequently provided to the firms for these establishments.
- b. A sample of small employer firms in classifications for which specialized data precluded reliance solely on administrative records sources. These firms were sent the census mailing packages containing the appropriate 1992 questionnaire.

**Method of classifying kinds of business.** The service industries classifications for all establishments were based on the *Standard Industrial Classification Manual: 1987*<sup>1</sup> (SIC). However, the method of assigning these classifications, and the level of detail at which establishments were classified, differed between the nonmail and mail universes as follows:

1. The nonmail universe

- a. Nonemployers were classified on the basis of information obtained from administrative records of other Federal agencies.
- b. Selected small employers were classified on the basis of the most current census kind-of-business classification available from one of the Census Bureau's current sample surveys or the 1987 census. Otherwise, the classification was obtained from administrative records of other Federal agencies.

If the census or administrative record classifications proved inadequate (none corresponded to a 1992 census classification in the detail required for

<sup>1</sup>*Standard Industrial Classification Manual: 1987*. For sale by Superintendent of Documents, U.S. Government Printing Office, Washington, DC 20402. Stock No. 041-001-00314-2.



employers), the firm was sent a brief inquiry requesting information necessary to assign a 1992 census kind-of-business code.

- Establishments in the mail universe were classified on the basis of their self-designation, answers to questions on receipts by type of service provided, and other special inquiries.

**Method of assigning tax status.** For kind-of-business classifications<sup>2</sup> where there were substantial numbers of taxable and tax-exempt establishments, establishments were classified based on the Federal income tax filing requirement for the establishment or organization. This classification was based primarily on the response to an inquiry on the census questionnaire. Establishments that indicated that all or part of their income was exempt from Federal income tax under provisions of section 501 of the IRS code were classified as tax-exempt; establishments indicating no such exemption were classified as taxable. All government-operated hospitals were classified as tax-exempt. For establishments in the nonmail universe, the tax status classification was based upon the type of tax return filed by the firm or organization.

For selected kind-of-business classifications<sup>3</sup> comprised primarily of tax-exempt establishments, all establishments in those classifications were defined as tax-exempt. All establishments in the remaining kind-of-business classifications (comprised primarily of taxable establishments) were defined as taxable.

## COMPARABILITY OF THE 1987 AND 1992 CENSUSES

The 1987 and 1992 censuses were conducted under similar conditions and procedures except for the following:

**Geographic areas.** The boundaries of a number of areas for which data are shown in the 1992 census are not the same as in the 1987 census because of annexations; other boundary changes; and redefinitions of metropolitan statistical areas (MSA's), primary metropolitan statistical areas (PMSA's), and consolidated metropolitan statistical areas (CMSA's).<sup>4</sup> In addition, data for consolidated cities are included in the 1992 census.

Data for special economic urban areas (SEUA's) with 10,000 inhabitants or more in Michigan, Minnesota, New York, and Wisconsin qualified for publication in the 1992 census. This included townships in Michigan and Minnesota and towns in New York and Wisconsin. However, Minnesota did not have any townships that met the population criteria.

<sup>2</sup>SIC's 7032, 792, 7991 pt., 7997, 7999 pt., 8011 pt., 8021 pt., 805, 806, 808, 809, 82, 83, 84 pt., 873 ex. 8733, 874 ex. 8744.

<sup>3</sup>SIC's 7041, 8111 pt., 84 pt., 86, 8733.

<sup>4</sup>Newly defined metropolitan areas (MA's) were announced by the Office of Management and Budget (OMB) effective June 30, 1993.

**Nonemployer firms.** In 1987, data for nonemployer firms were published for the United States, States, metropolitan areas, counties, and places in four regional reports in the Nonemployer Statistics Series (SC87-N-1 to -4).

For 1992, data for nonemployers by kind of business are presented in one *Nonemployer Statistics* report (SC92-N-1) for the United States, States, and metropolitan areas. Nonemployer data for counties and places are available on compact disc-read only memory (CD-ROM).

**Employment.** In 1987, employment data withheld to avoid disclosing data for individual companies were represented with the symbol "(D)." In 1992, withheld employment data are represented with symbols that denote employment size ranges. These symbols are defined in the introductory text.

**Sources of receipts/revenue.** In 1987, data on sources of receipts/revenue for selected industries were published with other industry-specific data in the *Miscellaneous Subjects* report (SC87-S-4) of the Subject Series. In 1992, sources of receipts/revenue data are presented separately in the *Sources of Receipts or Revenue* report (SC92-S-4) of the Subject Series.

**Legal form of organization.** In 1987, data on the number of individual proprietorships/partnerships were published in the Geographic Area Series. In 1992, individual proprietorship/partnership data are published in the *Establishment and Firm Size* report (SC87-S-1) and in the *Nonemployer Statistics* report (SC87-N-1).

## EXPLANATION OF TERMS

**Establishments.** An establishment is a single physical location at which business is conducted. It is not necessarily identical with a company or enterprise, which may consist of one establishment or more. Statistics for service industries represent a summary of reports for individual establishments rather than companies. For cases where a census report was received, separate information was obtained for each location where business was conducted. When administrative records of other Federal agencies were used instead of a census report, no information was available on the number of locations operated. Estimates of this number were derived from a sample and are provided in the service industries report, *Miscellaneous Subjects* (SC92-S-5). Each census report was tabulated according to the physical location at which the business was conducted. The count of establishments represents those in business at any time during 1992. Appendix G provides a comparison of the number of establishments active any time during the year versus the number in business at the end of the year.

When two activities or more were carried on at a single location under a single ownership, all activities generally were grouped together as a single establishment. The

entire establishment was classified on the basis of its major activity and all data for it were included in that classification. However, when distinct and separate economic activities (for which different industry classification codes were appropriate) were conducted at a single location under a single ownership, and when conditions prescribed by the SIC manual for recognizing the existence of more than one establishment were met, separate establishment reports for each of the different activities were obtained in the census.

Leased service departments (separately owned businesses operated as departments or concessions of other service establishments or of retail businesses, such as a separately owned shoeshine parlor in a barber shop, or a beauty shop in a department store) are treated as separate service establishments for census purposes. Leased retail departments located in service establishments (e.g., a gift shop located in a hotel) are considered separate retail establishments.

**Firms.** A firm is a business organization or entity consisting of one domestic establishment (location) or more under common ownership or control. All establishments of subsidiary firms are included as part of the controlling firm. For the economic census, the terms "firm" and "company" are synonymous.

**Receipts (Basic dollar volume measure for service establishments of firms subject to Federal income tax).** Includes receipts from customers or clients for services rendered, from the use of facilities, and from merchandise sold during 1992 whether or not payment was received in 1992, except for health practitioners and legal, architectural, engineering, and surveying services, which reported on a cash basis (payments received in 1992 regardless of when services were rendered). Excise taxes on gasoline, liquor, tobacco, etc., which are paid by the manufacturer or wholesaler and passed on in the cost of goods purchased by the service establishment, are also included. Receipts from leasing of vehicles, equipment, etc., marketed under operating leases are included in receipts figures as well as the fair sales value of merchandise marketed in 1992 under capital, finance, or "full payout" leases. Receipts also include the total value of service contracts, amounts received for work subcontracted to others, and dues and assessments from members and affiliates.

Receipts are net after deductions for refunds and allowances for merchandise returned by customers. Receipts do not include sales, occupancy, admissions, or other taxes collected from customers and remitted directly by the firm to a local, State, or Federal tax agency, nor do they include income from such sources as contributions, gifts, and grants; dividends, interest, and investments; or sale or rental of real estate. Also excluded are rents from and receipts (gross as well as the establishment's share) of departments and concessions which are operated by others; sales of used equipment rented or leased to

customers; commissions from vending machine operators; and other nonoperating income such as royalties, franchise fees, etc.

Receipts in this report do not include service receipts of manufacturers, wholesalers, retail establishments, or other businesses whose primary activity is other than service. They do, however, include receipts other than from services rendered (e.g., sale of merchandise to individuals or other businesses) by establishments primarily engaged in performing services and classified in the service industries.

**Revenue (Basic dollar volume measure for firms exempt from Federal income tax).** Includes revenue from customers or clients for services rendered and merchandise sold during 1992, whether or not payment was received in 1992. Also included are income from interest, dividends, gross contributions, gifts, grants (whether or not restricted for use in operations), rents, royalties, dues and assessments from members and affiliates, and receipts from fundraising activities. Receipts from taxable business activities of firms exempt from Federal income tax (Unrelated Business Income) are also included in revenue.

Revenue does not include sales, admissions, or other taxes collected by the organization from customers or clients and paid directly to a local, State, or Federal tax agency; income from the sale of real estate, investments, or other assets (except inventory held for resale); gross receipts of departments, concessions, etc., that are operated by others; and amounts transferred to operating funds from capital or reserve funds.

**Expenses.** Expenses include payroll, employee benefits, interest, rent, payroll taxes, cost of supplies used for operation, depreciation expenses, fundraising expenses, contracted or purchased services, and other expenses charged to operations during 1992.

Expenses in this report exclude outlays for the purchase of real estate; construction and all other capital improvements; funds invested; assessments or dues paid to the parent or other chapters of the same organization; and, for fundraising organizations, funds transferred to charities and other organizations.

**Annual payroll.** Payroll includes all forms of compensation, such as salaries, wages, commissions, bonuses, vacation allowances, sick-leave pay, employee contributions to qualified pension plans, and the value of payments in kind (e.g., free meals and lodgings) paid during the year to all employees. Tips and gratuities received by employees from patrons and reported to employers are included. For corporations, payroll includes amounts paid to officers and executives; for unincorporated businesses, it does not include profit or other compensation of proprietors or partners. Payroll is reported before deductions for social security, income tax, insurance, union dues, etc. This definition of payroll is the same as that used by the Internal Revenue Service (IRS) on form 941.

**First-quarter payroll.** This item consists of payroll, as defined above, paid to persons employed at any time during the quarter January to March 1992.

**Paid employees for pay period including March 12.**

Paid employees consist of the full- and part-time employees, including salaried officers and executives of corporations, who were on the payroll during the pay period including March 12. Included are employees on paid sick leave, paid holidays, and paid vacations; not included are proprietors and partners of unincorporated businesses. The definition of paid employees is the same as that used on IRS form 941.

**Auxiliary establishments.** Each company included in this census was asked to identify and separately report auxiliary locations whose primary functions were to manage, administer, service, or support the activities of the other establishments of the company. Data presented in this report do not include auxiliary establishments. Data for auxiliaries are presented in a subsequent report issued as part of the *1992 Enterprise Statistics* reports.

## KIND-OF-BUSINESS CLASSIFICATIONS

Services, as defined in Division I of the 1987 Standard Industrial Classification (SIC) manual, includes establishments primarily engaged in rendering a wide variety of services to individuals, business and government establishments, and other organizations.

Establishments covered by the census were assigned kind-of-business classifications according to the industry classifications defined in the 1987 SIC manual. When a more detailed classification than defined in the SIC manual was needed, additional kinds of business were identified within an SIC industry.

The basis for a kind-of-business classification is described above in Method of Classifying Kinds of Business. Descriptions of those kinds of business for which data are provided in this report follow.

### Hotels, Rooming Houses, Camps, and Other Lodging Places (SIC Major Group 70)

This group includes establishments engaged in providing lodging, or lodging and meals, and camping facilities. Hotels which provide accommodations for permanent residents (e.g., apartment hotels) and residential mobile home parks are classified in Real Estate, Major Group 65.

**Hotels and motels (SIC 7011).** Commercial establishments, known to the public as hotels, motor hotels, motels, or tourist courts, primarily engaged in providing lodging, or lodging and meals.

For large geographic areas, data are presented for the following subdivisions of this classification:

1. Hotels, 25 guestrooms or more.
2. Hotels, less than 25 guestrooms.
3. Motels, tourist courts.
4. Motor hotels.

The classification of individual establishments into hotels, motor hotels, and motels and tourist courts was based primarily on the respondents' self-designation.

**Rooming and boarding houses (SIC 702).** Establishments renting rooms, with or without board, on a fee basis. Homes for the elderly, for children, and for the handicapped that provide additional services, other than nursing care, are classified in Industry 8361, and homes that provide nursing and/or health-related care are classified in Industry Group 805. Rooming and boarding houses operated by membership organizations for their members only are classified in Industry 7041.

**Sporting and recreational camps (SIC 7032).** Sporting and recreational camps providing lodging and meals, or lodging only. Included are children's camps, fishing camps, hunting camps, and dude ranches. Day camps and sports instructional camps, such as baseball, basketball, or football camps, are classified in Industry 7999.

**Recreational vehicle parks and campsites (SIC 7033).** Establishments providing overnight or short-term sites for recreational vehicles, trailers, campers, or tents. Residential trailer and mobile home parks are classified in Real Estate, Major Group 65.

**Organization hotels and lodging houses, on membership basis (SIC 704).** Lodging houses and hotels operated by membership organizations for the benefit of their members and guests, and not open to the general public. Hotels operated by such organizations but open to the public are classified in Industry 7011. Residential homes for the elderly and others in need of residential, social, and personal care are classified in Industry 8361.

### Personal Services (SIC Major Group 72)

This group includes establishments primarily engaged in providing services generally to individuals, such as barber and beauty shops, drycleaning plants, laundries, and photographic studios. For establishments classified in Industry Group 721, collecting and distributing units (branch outlets, pickup stations, terminals, or depots) owned and operated by a firm which does its own laundry work are not classified as separate establishments. Data for these units are merged with data for the plant where the work is done.

**Power laundries, family and commercial (SIC 7211).**

Establishments primarily engaged in operating mechanical laundries with steam or other power. Excluded are establishments which have power laundry equipment but which are primarily engaged in a specialty, such as industrial laundering, linen rental, or diaper service. These establishments are classified in other categories within Industry Group 721. Independently owned agencies for laundry plants are classified in Industry 7212. Laundries using small power equipment of household type are classified in Industry 7219.

**Garment pressing, and agents for laundries and dry-cleaners (SIC 7212).**

Establishments primarily engaged in providing laundry and drycleaning services but which have the laundry and/or drycleaning work done by others. Establishments in this industry may do their own pressing or finishing work. Independently owned collecting and distributing agencies serving drycleaning plants or power laundries are included in this classification.

**Linen supply (SIC 7213).**

Establishments primarily engaged in supplying, on a rental basis, such laundered items as uniforms, aprons, table covers, bed linens, and towels. Establishments included in this classification may or may not operate their own laundry facilities.

**Coin-operated laundries and drycleaning (SIC 7215).**

Establishments primarily engaged in the operation of coin-operated or similar self-service laundry and/or drycleaning equipment. Included are establishments known as laundromats, launderettes, self-service drycleaners, etc. Establishments which operate such machinery in apartment houses, dormitories, and similar locations are included. Establishments which rent such machinery (e.g., to apartment houses) are classified in Industry 7359.

For large geographic areas, data are presented for the following subdivisions of this classification:

1. Coin-operated laundries and drycleaning stores.
2. Coin-operated laundry routes.

**Drycleaning plants, except rug cleaning (SIC 7216).**

Establishments primarily engaged in drycleaning or dyeing apparel and household fabrics other than rugs. Establishments primarily engaged in cleaning rugs are classified in Industry 7217. Independently owned agencies for cleaning plants are classified in Industry 7212. Establishments known as "tailor shops" or "cleaners" are included in this classification only if they do their own cleaning. Establishments primarily engaged in dyeing fabrics for the trade are classified in Manufacturing, Major Group 22.

**Carpet and upholstery cleaning (SIC 7217).**

Establishments primarily engaged in cleaning carpets and upholstered furniture. Establishments primarily engaged in rug repair are classified in Industry 7699, those primarily

engaged in reupholstering and repairing furniture are classified in Industry 7641, and those primarily engaged in building cleaning are classified in Industry 7349.

**Industrial launderers (SIC 7218).**

Establishments primarily engaged in supplying laundered or drycleaned work uniforms, wiping towels, protective apparel (gloves, flame resistant clothing, etc.), dust control items (treated mats or rugs, mops, cloths, etc.), and similar items to industrial, commercial, and government users. These items may belong to the industrial launderers and be supplied to users on a rental basis, or they may belong to the customers. Establishments included in this industry may or may not operate their own laundry or drycleaning facilities.

**Laundry and garment services, n.e.c. (SIC 7219).**

Establishments primarily engaged in furnishing other laundry services, including repair, alteration, and storage of clothes for individuals; diaper service; and hand laundries. Custom tailors, dressmakers, and fur shops making fur apparel to custom order are classified in Retail Trade.

**Photographic studios, portrait (SIC 722).**

Establishments primarily engaged in still or video portrait photography for the general public. Included in this classification are school, home, and transient portrait photographers. Establishments primarily engaged in commercial photography are classified in Industry 7335; those primarily engaged in video tape production other than portrait are classified in Industry 7812; and those primarily engaged in film developing and/or print processing for the trade or for the general public are classified in Industry 7384.

**Beauty shops (SIC 723).**

Establishments primarily engaged in providing beauty services or both beauty and barber services. Beauty and cosmetology schools are also included. Beauty shop concessions (owned and operated by concessionaires) in hotels, department stores, etc., are classified in this industry and treated as separate establishments. However, beauty shops owned by and operated as part of other businesses (e.g., hotels, department stores) are considered part of the main establishment.

**Barber shops (SIC 724).**

Establishments primarily engaged in providing barber and men's hair styling services. Barber colleges are also included. Barber shop concessions (owned and operated by concessionaires) in hotels, department stores, etc., are classified in this industry and treated as separate establishments. However, barber shops owned by and operated as part of other businesses (e.g., hotels, department stores) are considered part of the main establishment.

**Shoe repair shops and shoeshine parlors (SIC 725).**

Establishments primarily engaged in repairing footwear or shining shoes. Also included are establishments engaged in cleaning and blocking hats. Shoe repair and shoeshine departments (owned and operated by concessionaires) in

hotels, department stores, etc., are classified in this industry and treated as separate establishments. However, shoe repair shops and shoeshine parlors owned and operated as part of other businesses (e.g., hotels, department stores) are considered part of the main establishment.

**Funeral service and crematories (SIC 726).** Establishments primarily engaged in preparing the dead for burial, conducting funerals, and cremating the dead. Receipts include sales of funeral merchandise, such as caskets and burial clothing, and other services provided directly by the establishments. Also included in the receipts are reimbursements for cash advances made to other establishments for funeral-related merchandise sales and services, such as flowers. Cemeteries, and crematories operated in conjunction with cemeteries, are classified in Real Estate, Industry 6553; crematories and burial services for pets are classified in Agriculture, Industry 0752.

**Tax return preparation services (SIC 7291).** Establishments primarily engaged in providing tax return preparation services without also providing accounting, auditing, or bookkeeping services. Establishments providing tax return preparation services which also provide accounting, auditing, or bookkeeping services are classified in Industry 8721. Tax return preparation services (owned and operated by concessionaires) in department stores, etc., are classified in this industry and treated as separate establishments. However, tax return preparation services owned and operated as part of other businesses are considered part of the main establishment.

**Miscellaneous personal services, n.e.c. (SIC 7299).** Establishments primarily engaged in providing personal services, not elsewhere classified, such as saunas; steam and Turkish baths; costume and formal wear rental; operation of coin-operated personal service machines, such as weighing machines, public lockers (except cold storage), pay toilets, etc.; checkroom concessions; dating service; diet or weight reducing workshops; and tanning salons. Establishments operating coin-operated amusement machines, such as pinball machines and juke boxes, are classified in Industry 7993. The operation of physical fitness facilities, including health fitness spas and reducing salons, is classified in Major Group 70 if lodging is also provided and in Industry 7991 if lodging is not provided.

For large geographic areas, data are presented for the following subdivisions of this classification:

1. Massage parlors, tanning salons, and saunas.
2. Diet and weight reducing services.
3. Formal wear rental.
4. Other personal services, n.e.c.

### **Business Services (SIC Major Group 73)**

This group includes establishments primarily engaged in providing services, not elsewhere classified, to business establishments on a contract or fee basis.

**Advertising agencies (SIC 7311).** Establishments primarily engaged in preparing advertising (writing copy, artwork, graphics, and other creative work) and placing such advertising in periodicals, newspapers, radio, television, or other advertising media for clients on a contract or fee basis. Establishments which place advertising with media but perform no creative services (media buying services) are classified in Industry 7319. Establishments which write advertising copy but do not place the advertising with media are classified in Industry 8999. Establishments which provide commercial art, graphics, or other creative advertising services but do not place the advertising with media are classified in Industry Group 733. Establishments which solicit advertising for nonaffiliated radio, television, newspapers, or magazines are classified in Industry 7313.

**Outdoor advertising services (SIC 7312).** Establishments primarily engaged in the preparation of poster displays and painted and electric displays on billboards, panels, bulletins, and frames, principally outdoors. Such establishments may (as incidental services) construct, repair, and maintain display boards and may post advertisements. Sign painting shops are classified in Industry 7389. Shops which make neon signs to order are classified in Manufacturing. Establishments primarily engaged in erecting signs are classified in Construction.

**Radio, television, and publishers' advertising representatives (SIC 7313).** Establishments primarily engaged in soliciting advertising on a contract or fee basis for (nonaffiliated) newspapers, magazines, and other publications, or for radio and television stations. Advertising sales offices operated by the media are classified as auxiliaries.

For large geographic areas, data are presented for the following subdivisions of this classification:

1. Radio and television advertising representatives.
2. Publishers' advertising representatives.

**Advertising, n.e.c. (SIC 7319).** Establishments primarily engaged in furnishing advertising services, not elsewhere classified, such as handbill distribution, distribution of samples, and transit advertising. Establishments which provide commercial art, graphics, or other creative advertising services but do not place the advertising with the media, are classified in Industry Group 733. Establishments primarily engaged in direct mail advertising, compiling and selling mailing lists, and related services are classified in Industry 7331.

**Adjustment and collection services (SIC 7322).** Establishments primarily engaged in the collection or adjustment of claims other than insurance. Establishments providing insurance adjustment services are classified in Insurance, Major Group 64. Establishments providing debt counseling or adjustment services for individuals are classified in Industry 7299. Centralized charge services are classified in Finance, Major Group 61.

**Credit reporting services (SIC 7323).** Establishments primarily engaged in providing mercantile and consumer credit reporting services. Establishments primarily engaged in conducting personal investigations (background) and preparing reports for insurance companies and other business firms are classified in Industry 7389.

**Direct mail advertising services (SIC 7331).** Establishments primarily engaged in furnishing direct mail advertising services, such as creating, producing, and mailing direct mail advertising. This industry also includes establishments primarily engaged in compiling and selling mailing lists. Establishments primarily engaged in reproducing direct mail copy to order but also providing other direct mail advertising services are classified in Manufacturing if they print the copy, and in Industry 7334 if they duplicate the copy by photocopying or similar reproduction methods.

For large geographic areas, data are presented for the following subdivisions of this classification:

1. Mailing list compilers, brokers, and managers.
2. Direct mail advertising services, except mailing list services.

**Photocopying and duplicating services (SIC 7334).** Establishments primarily engaged in reproducing text, drawings, plans, maps, or other copy by blueprinting, photocopying, mimeographing, or other methods of duplication other than printing or microfilming. Printing, including "quick printing," is classified in Manufacturing, and microfilming is classified in Industry 7389.

For large geographic areas, data are presented for the following subdivisions of this classification:

1. Blueprinting and photocopying services.
2. Duplicating services, except printing and photocopying.

**Commercial photography (SIC 7335).** Establishments engaged in providing commercial photography services for advertising agencies, publishers, and other business and industrial users. Establishments engaged in still and video portrait photography are classified in Industry 7221, and those primarily engaged in mapmaking are classified in Industry 7389. Establishments primarily engaged in medical photography are classified in Industry 8099. Establishments primarily engaged in producing commercial video tape or films are classified in Industry 7812.

**Commercial art and graphic design (SIC 7336).** Establishments primarily engaged in providing commercial art or graphic design services for advertising agencies, publishers, and other business and industrial users. Producers of still and slide films are classified here. Establishments primarily engaged in art, except commercial and medical art, are classified in Industry 8999; those engaged in medical art are classified in Industry 8099; and those providing drafting services are classified in Industry 7389.

For large geographic areas, data are presented for the following subdivisions of this classification:

1. Commercial art.
2. Graphic arts and related design.

**Secretarial and court reporting services (SIC 7338).** Establishments primarily engaged in furnishing secretarial, typing, word processing, resume writing, and court reporting services.

**Disinfecting and pest control services (SIC 7342).** Establishments primarily engaged in providing disinfection and termite, insect, rodent, and other pest control generally in dwellings or other buildings. Establishments primarily engaged in pest control for lawns or agricultural production are classified in Agriculture.

**Building cleaning and maintenance services, n.e.c. (SIC 7349).** Establishments primarily engaged in furnishing building cleaning and maintenance services, not elsewhere classified, such as window cleaning, janitorial services, floor waxing, and office cleaning. General contractors and special trade contractors primarily engaged in building repair work, cleaning building exteriors by sand or steam blasting, or cleaning up after construction are classified in Construction.

**Medical equipment rental and leasing (SIC 7352).** Establishments primarily engaged in renting or leasing (except finance leasing) medical equipment. These establishments may also sell medical supplies, but establishments primarily engaged in selling medical supplies are classified in Wholesale or Retail Trade. Establishments primarily engaged in finance leasing are classified in Finance, Industry 6159.

**Heavy construction equipment rental and leasing (SIC 7353).** Establishments primarily engaged in renting or leasing (except finance leasing) heavy construction equipment, with or without operators. Establishments primarily engaged in finance leasing are classified in Finance, Industry 6159.

For large geographic areas, data are presented for the following subdivisions of this classification:

1. Rental and leasing of heavy construction equipment without operators.
2. Rental and leasing of heavy construction equipment with operators.

**Equipment rental and leasing, n.e.c. (SIC 7359).** Establishments primarily engaged in renting or leasing (except finance leasing) equipment, not elsewhere classified, such as tools, furniture, industrial equipment (except heavy construction), televisions, appliances, party supplies, etc. Establishments primarily engaged in finance leasing are classified in Finance, Industry 6159.

Establishments renting or leasing automobiles and trucks without drivers are classified in Industry Group 751; those renting with drivers, in Transportation. Establishments renting (or leasing) medical equipment are classified in Industry 7352; video tapes and cassettes, in Industry 7841; amusement and recreation items, such as bicycles, beach chairs, etc., in Industry 7999; personal items, such as formal wear, lockers (other than refrigerated), and pillows, in Industry 7299; commercial boats, in Water Transportation, Major Group 44. Direct leasing of machinery or equipment by the manufacturer is classified in Manufacturing or Wholesale Trade. Establishments primarily leasing computer time, including time-sharing services, are classified in Industry 7374; and those renting or leasing computers or data processing equipment, in Industry 7377.

For large geographic areas, data are presented for the following subdivisions of this classification:

1. Equipment rental, except rent-to-own.
2. Equipment leasing, except finance leasing.
3. Rent-to-own.

**Employment agencies (SIC 7361).** Establishments primarily engaged in providing placement and employment services for employers or those seeking employment. Modeling agencies and nurses' registries are included. Theatrical employment agencies are classified in Industry 7922; motion picture casting bureaus, in Industry 7819; and establishments engaged in furnishing help to other businesses, in Industry 7363.

**Help supply services (SIC 7363).** Establishments primarily engaged in supplying temporary or continuing help (except agricultural) to other businesses on a contract or fee basis. The help supplied is on the payroll of the supplying establishment but is under the direct or general supervision of the business to whom the help is furnished. Establishments primarily engaged in providing placement and employment services are classified in Industry 7361. Establishments which provide both management and staff to operate a business are classified according to the type of activity of the business. Establishments primarily engaged in furnishing personnel to perform a range of services in support of the operation of other establishments are classified in Industry 8744. Farm labor supply is classified in Agriculture, Industry 0761.

For large geographic areas, data are presented for the following subdivisions of this classification:

1. Temporary help supply.
2. Employee leasing.
3. Other help supply services.

**Computer programming services (SIC 7371).** Establishments primarily engaged in providing custom computer programming services on a contract or fee basis. These

establishments often perform a variety of additional services, such as computer software design and analysis, modification of existing software, and training in the use of custom software. Establishments primarily engaged in the development and marketing of prepackaged software are classified in Industry 7372. Computer processing services are classified in Industry 7374.

**Prepackaged software (SIC 7372).** Establishments primarily engaged in designing and developing prepackaged software, including operating, utility, and applications programs. These establishments may also prepare software documentation for the user, install software for the user, and train the user in the use of the software. Establishments primarily engaged in buying and selling prepackaged software are classified in Wholesale or Retail Trade. Custom computer software services, including computer code authors, are classified in Industry 7371.

**Computer integrated systems (SIC 7373).** Establishments primarily engaged in developing or modifying computer software and packaging or bundling the software with hardware (computers and peripheral equipment) to create an integrated system for specific application. These establishments are involved in all phases of systems development, from design through installation. Establishments primarily engaged in buying and selling computer software and/or hardware are classified in Wholesale or Retail Trade, and establishments primarily engaged in manufacturing computers and/or peripheral equipment are classified in Manufacturing.

**Computer processing and data preparation and processing services (SIC 7374).** Establishments primarily engaged in providing computer processing and data preparation services. Service may consist of complete processing and preparation of reports from data supplied by the customer, or it may be specialized, such as data entry or making data processing equipment available on an hourly or time-sharing basis.

**Information retrieval services (SIC 7375).** Establishments primarily engaged in providing on-line information retrieval services on a contract or fee basis. The information generally involves a range of subjects and is taken from other primary sources. Establishments which collect and originate the data are classified in the industry associated with that activity.

**Computer facilities management services (SIC 7376).** Establishments primarily engaged in providing on-site management and operation of computer and data processing facilities on a contract or fee basis. Establishments primarily engaged in providing computer and data processing at their own facilities are classified in Industry 7374.

**Computer rental and leasing (SIC 7377).** Establishments primarily engaged in renting or leasing (except finance) computers and related data processing equipment on the

customers' site, whether or not also providing maintenance or support services. Establishments primarily engaged in both manufacturing and leasing computers and related data processing equipment are classified in Division D, Manufacturing, and separate establishments owned by the manufacturer and primarily engaged in leasing are classified in Wholesale Trade. Establishments primarily engaged in finance leasing of computers and related data processing equipment are classified in Finance, Industry 6159, and those primarily engaged in leasing computer time are classified in Industry 7374.

**Computer maintenance and repair (SIC 7378).** Establishments primarily engaged in the maintenance and repair of computers and computer peripheral equipment.

**Computer related services, n.e.c. (SIC 7379).** Establishments primarily engaged in providing computer related services, not elsewhere classified, such as computer consulting, disk and diskette conversion, and tape recertification.

For large geographic areas, data are presented for the following subdivisions of this classification:

1. Computer consultants.
2. Miscellaneous computer services, n.e.c.

**Detective, guard, and armored car services (SIC 7381).** Establishments primarily engaged in providing detective, guard, and armored car services. Fingerprint service, polygraph service, and rental of dogs for protective service are included in this classification.

For large geographic areas, data are presented for the following subdivisions of this classification:

1. Detective agencies and guard services.
2. Armored car services.

**Security systems services (SIC 7382).** Establishments primarily engaged in monitoring and maintaining security systems devices, such as burglar and fire alarms. These establishments may also sell, lease, and/or install the security systems which they monitor and maintain. Establishments primarily engaged in the sales and installation, or installation only, of such devices are classified in Construction, Industry 1731.

**News syndicates (SIC 7383).** Establishments primarily engaged in providing news, pictures, features, and news reporting services to newspapers and periodicals. Separate establishments of newspaper and periodical publishers which are engaged in gathering news are classified as auxiliaries.

**Photofinishing laboratories (SIC 7384).** Establishments primarily engaged in developing film and photographic prints and enlargements. Data for retail outlets (kiosks),

which are owned and operated by photofinishing laboratories for the pickup and delivery of film, are merged with data for the laboratory which owns them and are not treated as separate establishments. Establishments primarily engaged in processing motion picture and video film for the motion picture and television industries are classified in Industry 7819.

For large geographic areas, data are presented for the following subdivisions of this classification:

1. Photofinishing laboratories, except "one-hour" (mini) labs.
2. "One-hour" (mini) photofinishing.

**Business services, n.e.c. (SIC 7389).** Establishments primarily engaged in furnishing business services, not elsewhere classified, such as auctioneers' establishments (service only), business brokers, drafting service, independent lecture bureaus, inspection service, printing brokers, notaries public, and shop window decoration or trimming, on a commission or fee basis.

For large geographic areas, data are presented for the following subdivisions of this classification:

1. Sign painting shops. Establishments primarily engaged in making signs to individual order or in doing office door and window lettering. Establishments primarily engaged in making signs other than on a custom basis and neon sign manufacturers are classified in Manufacturing.
2. Interior designing. Establishments primarily engaged in advising clients on the selection of furniture, draperies, rugs, and other interior decorations on a commission or fee basis. Establishments providing interior designing service but primarily engaged in the sale of merchandise, are not included. Painting and papering contractors who frequently call themselves "interior decorators" are classified in Construction.
3. Telephone answering services. Establishments primarily engaged in transmitting telephone messages to their clients. Paging services are classified in Communications.
4. Water softening and conditioning services. Establishments primarily engaged in softening water by chemical treatment or other methods.
5. Packaging and labeling services. Establishments primarily engaged in packaging and labeling products, on a contract or fee basis, in packages or other containers normally intended for retail distribution. Companies primarily engaged in packing, crating, and otherwise preparing goods for shipping are classified in Transportation.
6. Trading stamp services. Establishments primarily engaged in selling trading stamps or merchandise coupons to merchants. The redemption stores of trading stamp companies are classified as auxiliary to this industry.



7. Convention and trade show services. Establishments primarily engaged in providing a variety of services to conventions and trade shows on a contract or fee basis, including decoration services, registration services, promotion, and other administrative functions.
8. Private mail centers. Establishments primarily engaged in providing mailbox rental and other postal and mailing (except advertising) services. In addition, establishments may provide typing, photocopying, and FAX services, and may sell office supplies.
9. Miscellaneous business services, n.e.c. Establishments primarily engaged in furnishing business services, not elsewhere classified.

### **Automotive Repair, Services, and Parking (SIC Major Group 75)**

This group includes establishments primarily engaged in furnishing automotive repair, rental, leasing, parking, and other services. Similar facilities owned and operated by concerns for their own use and not available to the general public are treated as auxiliary establishments of those concerns and are not included here. Automotive repair shops operated by establishments engaged in the sale of new automobiles are classified in Retail Trade, as are those operated by gasoline service stations (where sales of merchandise (including fuel) exceed repair receipts). Automobile driving instruction is classified in Industry 8299.

#### **Truck rental and leasing, without drivers (SIC 7513).**

Establishments primarily engaged in short-term rental or extended-term leasing (with or without maintenance) of trucks, truck tractors, or semitrailers without drivers. Establishments primarily engaged in renting or leasing, except finance leasing, of industrial trucks are classified in Industry 7359; those renting or leasing trucks with drivers are classified in Transportation, Industry Group 421; and those renting or leasing heavy construction and earth moving equipment are classified in Industry 7353. Establishments primarily engaged in finance leasing are classified in Finance, Major Group 61.

For large geographic areas, data are presented for the following subdivisions of this classification:

1. Truck rental, without drivers.
2. Truck leasing, except finance leasing.

**Passenger car rental (SIC 7514).** Establishments primarily engaged in short-term rental of passenger cars without drivers. Data for separate automotive rental offices or concessions (e.g., airport locations) in the same metropolitan area, for which a common fleet of cars is maintained, are merged and not considered as separate establishments. Establishments primarily engaged in renting automobiles with drivers are classified in Transportation, Industry 4119.

**Passenger car leasing (SIC 7515).** Establishments primarily engaged in extended-term leasing of passenger cars without drivers. These establishments may or may not provide maintenance of vehicles as part of the lease contract. Establishments primarily engaged in renting automobiles with drivers are classified in Transportation, Industry 4119. Establishments primarily engaged in finance leasing are classified in Finance, Major Group 61.

#### **Utility trailer and recreational vehicle rental (SIC 7519).**

Establishments primarily engaged in daily or extended-term rental of utility trailers and recreational vehicles. Establishments primarily engaged in renting motorcycles, bicycles, golf carts, gocarts, or recreational boats are classified in Industry 7999, and those engaged in renting airplanes are classified in Industry 7359. Establishments primarily engaged in the rental of mobile homes on site are classified in Real Estate, Industry 6515.

#### **Automobile parking (SIC 7521).**

Establishments primarily engaged in the temporary parking of automobiles usually on an hourly, daily, or monthly contract or fee basis. Excluded are municipal parking lots and lots operated by establishments or institutions primarily engaged in other activities (e.g., department stores, hospitals, restaurants). Valet parking is classified in Industry 7299. Establishments primarily engaged in extended or dead storage of automobiles are classified in Transportation, Industry 4226.

For large geographic areas, data are presented for the following subdivisions of this classification:

1. Parking lots.
2. Parking structures.

#### **Top, body, and upholstery repair shops and paint shops (SIC 7532).**

Establishments primarily engaged in the repair of automotive tops, bodies, and interiors, or automotive painting and refinishing. Also included in the industry are establishments primarily engaged in customizing automobiles, trucks, and vans, except on a factory basis. Those engaged in customizing automobiles, trucks, and vans on a factory basis are classified in Manufacturing, Industry Group 371.

For large geographic areas, data are presented for the following subdivisions of this classification:

1. Top and body repair shops.
2. Paint shops.

#### **Automotive exhaust system repair shops (SIC 7533).**

Establishments primarily engaged in the installation, repair, or sale and installation of automotive exhaust systems. The sale of mufflers, tailpipes, and catalytic converters is considered to be incidental to the installation of these products.

#### **Tire retreading and repair shops (SIC 7534).**

Establishments primarily engaged in repairing and retreading automotive tires. Establishments classified here may either retread customers' tires or retread tires for sale or exchange to the user or the trade.

**Automotive glass replacement shops (SIC 7536).** Establishments primarily engaged in the installation, repair, or sale and installation of automotive glass. The sale of the glass is considered incidental to the replacement.

**Automotive transmission repair shops (SIC 7537).** Establishments primarily engaged in the installation, repair, or sale and installation of automotive transmissions. The sale of transmissions and related parts is considered incidental to transmission installation or repair.

**General automotive repair shops (SIC 7538).** Establishments primarily engaged in general automotive repair, such as engine repair shops (except industrial truck engines), general repair and service garages, and diesel engine repair shops. Establishments primarily engaged in specialized repair of individual engine components, not elsewhere classified, are classified in Industry 7539. Establishments primarily engaged in repair of motorcycles are classified in Industry 7699.

For large geographic areas, data are presented for the following subdivisions of this classification:

1. General automotive repair shops, except diesel.
2. Diesel repair shops.

**Automotive repair shops, n.e.c. (SIC 7539).** Establishments primarily engaged in specialized automotive repair, not elsewhere classified, such as fuel service (carburetor repair), brake relining, front-end and wheel alignment, and radiator repair. Establishments primarily engaged in automotive welding are classified in Industry 7692.

For large geographic areas, data are presented for the following subdivisions of this classification:

1. Radiator repair.
2. Brake, front end, and wheel alignment.
3. Carburetor repair shops.
4. Automotive electrical repair shops.
5. Other automotive repair shops, n.e.c. Establishments primarily engaged in specialized automotive repairs, not elsewhere classified, such as frame repair, piston ring service and repair, speedometer repair, and heater and air-conditioning repair.

**Carwashes (SIC 7542).** Establishments primarily engaged in washing, waxing, and polishing motor vehicles or furnishing facilities for the self-service washing of motor vehicles.

**Automotive services, except repair and carwashes (SIC 7549).** Establishments primarily engaged in furnishing automotive services, except repair and carwashes, such as lubricating service, towing service, diagnostic service, undercoating service, and inspection service.

For large geographic areas, data are presented for the following subdivisions of this classification:

1. Lubrication shops.
2. Towing services.
3. Other automotive services, n.e.c.

### **Miscellaneous Repair Services (SIC Major Group 76)**

This group includes establishments primarily engaged in miscellaneous repair services, not elsewhere classified. Repair departments of retail dealers or manufacturers are not included unless operated as separate establishments and reported as such. This group does not include some repair services of which the more important are: repair to structures (classified in Construction); garment and shoe repair (classified in Major Group 72); automotive repair services (classified in Major Group 75); electronic computer and computer peripheral equipment repair services (classified in Industry 7378); ship and boat repair (classified in Manufacturing); and railroad repair (classified in Manufacturing).

**Radio and television repair shops (SIC 7622).** Establishments primarily engaged in repairing radios, televisions, phonographs, stereo equipment, and tape recorders. Also included are establishments engaged in installing and repairing television, amateur, and citizens' band antennas, and those engaged in installing and servicing similar equipment in homes, offices, boats, automobiles, or other vehicles. Establishments primarily engaged in installation, repair, or maintenance of radio and television broadcast transmitting antennas and towers are classified in Construction. Repair departments of radio and television dealers are not included here unless operated and reported as separate establishments.

**Refrigeration and air-conditioning service and repair shops (SIC 7623).** Establishments primarily engaged in servicing and repairing household and commercial electrical refrigerators and air-conditioning and refrigeration equipment. Establishments primarily engaged in servicing and repairing gas refrigeration equipment are classified in Industry 7699, and those repairing automotive air-conditioning equipment are classified in Industry 7539. Establishments primarily engaged in installing refrigeration and air-conditioning systems are classified in Construction.

**Electrical and electronic repair shops, n.e.c. (SIC 7629).** Establishments primarily engaged in servicing and repairing electrical and electronic equipment, not elsewhere classified, such as electrical household appliances (washing machines, vacuum cleaners, irons, toasters, etc.) and electrical and electronic industrial equipment. Electrical contractors and electrical shops engaged primarily in house wiring are included in Construction, Industry 1731. The repair of electric motors is classified in Industry 7694. Repair of electronic computers and computer peripheral equipment is classified in Industry 7378.

**Watch, clock, and jewelry repair (SIC 763).** Establishments primarily engaged in the repair of watches, clocks, or jewelry. Establishments primarily engaged in assembling watches from purchased parts are classified in Manufacturing, Industry 3873.

**Reupholstery and furniture repair (SIC 764).** Establishments primarily engaged in furniture reupholstery and repair. Establishments primarily engaged in selling upholstery materials, making slipcovers and draperies to order, or in upholstering new frames to individual order are classified in Retail Trade, as are establishments making furniture and cabinets on a custom basis.

**Welding repair (SIC 7692).** Establishments primarily engaged in repair work by welding, including automotive welding. Welding in connection with the manufacture of a product is classified in Manufacturing. Welding contractors doing welding work at construction sites are classified in Construction, Industry 1799.

**Armature rewinding shops (SIC 7694).** Establishments primarily engaged in rewinding armatures and rebuilding or repairing electric motors. Establishments classified here may either repair customers' equipment or repair their own equipment for sale or exchange to users or to the trade. Establishments primarily engaged in the repair of electrical appliances are classified in Industry 7629.

**Repair shops and related services, n.e.c. (SIC 7699).** Establishments primarily engaged in specialized repair services, not elsewhere classified, such as farm machinery and equipment repair; lawnmower, saw, knife, and tool sharpening and repair; bicycle repair; lock and gun repair; musical instrument repair; and the repair of typewriters. Repair services which involve primarily electrical or electronic equipment or components are classified in Industry 7629; however, primarily mechanical repair of electrically powered equipment, such as electric sewing machine repair, is included here.

For large geographic areas, data are presented for the following subdivisions of this classification:

1. Farm machinery and equipment repair.
2. Lawnmower and other small gasoline engine repair. Establishments primarily engaged in saw, knife, and tool sharpening are also included here.
3. Sewer and septic tank cleaning services. Establishments primarily engaged in cleaning or repairing sewers and septic tanks. Establishments which install septic tanks are classified in Construction.
4. Other repair and related services, n.e.c. Establishments primarily engaged in specialized repair services, not elsewhere classified, such as aircraft flight instrument repair (except electrical), blacksmith shops, bicycle repair, boiler repair, photographic equipment repair,

dental instrument repair, furnace and chimney cleaning, gunsmith shops, key duplicating shops, motorcycle repair, musical instrument tuning and repair, taxidermists, typewriter repair, umbrella repair, and venetian blind repair.

### **Motion Pictures (SIC Major Group 78)**

This group includes establishments producing and distributing motion pictures, exhibiting motion pictures in commercially operated theaters, and furnishing services to the motion picture industry. The term "motion pictures" includes similar productions for television or other media using film, tape, or other means.

**Motion picture and video tape production (SIC 7812).** Establishments primarily engaged in the production of theatrical and nontheatrical motion pictures and video tapes for exhibition or sale. Establishments engaged in both production and distribution of motion pictures are included here, as well as those engaged in the production of educational, industrial, and religious films. Establishments primarily engaged in motion picture and video tape reproduction are classified in Industry 7819.

For large geographic areas, data are presented for the following subdivisions of this classification:

1. Motion picture production, except for television.
2. Motion picture and tape production for television.

**Services allied to motion picture production (SIC 7819).** Establishments primarily engaged in performing auxiliary services to motion picture production, such as motion picture film processing, editing, and titling. Also included are casting bureaus, wardrobe and studio property rental, rental and repair of cameras and other motion picture equipment, stock footage film libraries, and television tape services (editing, transfers, etc.).

**Motion picture and video tape distribution (SIC 7822).** Establishments primarily engaged in the distribution (rental or sale) of theatrical and nontheatrical motion picture films or in the distribution of video tapes and disks, except to the general public. Establishments engaged in both distribution and production are classified in Industry 7812. Establishments primarily engaged in renting video tapes and disks to the general public are classified in Industry 7841, and those engaged in the sale of video tape and disks to individuals for personal or household use are classified in Retail Trade, Industry 5735.

For large geographic areas, data are presented for the following subdivisions of this classification:

1. Motion picture film exchanges.
2. Film and tape distribution for television.
3. Video tape wholesalers.

**Services allied to motion picture distribution (SIC 7829).** Establishments primarily engaged in performing auxiliary services to motion picture distribution, such as film delivery service, film purchasing and booking agencies, and film libraries.

**Motion picture theaters, except drive-in (SIC 7832).** Commercially operated theaters primarily engaged in the indoor exhibition of motion pictures.

**Drive-in motion picture theaters (SIC 7833).** Commercially operated theaters, commonly known as drive-in theaters, primarily engaged in the outdoor exhibition of motion pictures.

**Video tape rental (SIC 7841).** Establishments primarily engaged in renting recorded video tapes and disks to the general public for personal or household use. Establishments primarily engaged in renting video recorders and players are classified in Industry 7359. Establishments primarily engaged in selling recorded video tapes and disks to the general public are classified in Retail Trade, Industry 5735, and those engaged in the wholesale distribution of recorded video tapes and disks are classified in Industry 7822.

### **Amusement and Recreation Services, Except Motion Pictures (SIC Major Group 79)**

This group includes establishments primarily engaged in providing amusement, recreation, or entertainment services, not elsewhere classified. Gambling businesses, where legal, are also included in this Major Group; however, combined gambling and lodging facilities with 25 guestrooms or more are classified in Industry 7011. Establishments primarily engaged in operating museums, art galleries, arboreta, and botanical and zoological gardens are classified in Major Group 84.

**Dance studios, schools, and halls (SIC 791).** Establishments primarily engaged in operating public dance halls or ballrooms, dance studios, and dance schools. Establishments primarily engaged in renting facilities used as dance halls or ballrooms are classified in Real Estate, Industry 6512.

**Theatrical producers (except motion picture) and miscellaneous theatrical services (SIC 7922).** Establishments primarily engaged in providing live theatrical presentations, such as road companies and summer theaters. This industry also includes services allied with theatrical presentations, such as casting agencies; booking agencies for plays, artists, and concerts; scenery, lighting, and other equipment services; and theatrical ticket agencies. Also included in this industry are producers of live and taped radio programs and commercials and producers of live television programs.

For large geographic areas, data are presented for the following subdivisions of this classification:

1. Producers of live theatrical productions. Stock or repertory companies, whether or not operating their own theaters, are included here. Establishments primarily engaged in producing shows for dinner theaters but not operating the food service are also included here. Dinner theaters operating food service are classified in Retail Trade, Industry 5812.
2. Producers of radio and television shows, except tape producers. Establishments primarily engaged in producing shows for live presentation on radio and television. Producers of motion picture and television tape are classified in Industry 7812 and producers of radio tape in the subgroup Other theatrical services.
3. Artists' and entertainers' managers or agents, concert bureaus, and booking agents.
4. Other theatrical services. Establishments engaged in theatrical services, not elsewhere classified, such as ticket agencies; theatrical, television, and radio employment agencies; theatrical equipment rental and design; and lighting. Radio show tape producers are included here.

**Bands, orchestras, actors, and other entertainers and entertainment groups (SIC 7929).** Establishments primarily engaged in providing entertainment other than live theatrical presentations. These establishments include bands, orchestras, and entertainers.

For large geographic areas, data are presented for the following subdivisions of this classification:

1. Dance groups and artists.
2. Symphony orchestras, opera companies, and chamber music organizations.
3. Other music groups and artists. Dance and stage bands, orchestras (except symphony or chamber), combos, quintets, soloists, and similar musical organizations, groups, and artists.
4. Other entertainers and entertainment groups. Entertainers other than dance bands, symphony orchestras, dance groups, or similar musical and dance organizations.

**Bowling centers (SIC 7933).** Establishments primarily engaged in providing facilities for bowling.

**Professional sports clubs and promoters (SIC 7941).** Operators and promoters of professional and semiprofessional athletic clubs, promoters of athletic events, and managers of individual professional athletes. Receipts from radio or television broadcasts, from sales of players, from concession operators, and from noncustomer sources are not included in the total receipts for the activities

classified here. Establishments primarily engaged in renting stadiums and athletic fields to sports promoters and clubs are classified in Real Estate, Industry Group 651.

For large geographic areas, data are presented for the following subdivisions of this classification:

1. Baseball clubs.
2. Football clubs.
3. Other professional sports clubs.
4. Managers and promoters.

**Racing, including track operation (SIC 7948).** Promoters and participants in racing activities, including racetrack operators, operators of racing stables, jockeys, racehorse trainers, and race car owners and operators. Establishments which own racetracks but do not engage in promotion of racing events, are classified in Real Estate, Industry Group 651. Stables and kennels primarily engaged in breeding or boarding horses and dogs are classified in Agriculture, Industry 0752.

For large geographic areas, data are presented for the following subdivisions of this classification:

1. Auto racetrack operation.
2. Horse racetrack operation.
3. Dog racetrack operation.
4. Racing stables and racing, n.e.c.

**Physical fitness facilities (SIC 7991).** Establishments primarily engaged in operating reducing and other health clubs, spas, and similar facilities featuring exercise and other active physical fitness conditioning, whether or not on a membership basis. Establishments providing aerobic dance and exercise classes are also included here. Sports and recreation clubs are classified in Industry 7997 if operated on a membership basis, and in Industry 7992 or 7999 if open to the general public. Health resorts and spas providing lodging are classified in Major Group 70. Establishments that promote physical fitness through diet control are classified in Industry 7299.

For large geographic areas, data are presented for the following subdivisions of this classification:

1. Physical fitness centers, except gymnasiums and athletic clubs.
2. Gymnasiums and athletic clubs.

**Public golf courses (SIC 7992).** Privately operated establishments primarily engaged in the operation of golf courses open to the general public on a fee basis. Municipally owned and operated golf courses are not included. Membership golf and country clubs are classified in Industry 7997. Miniature golf courses and golf driving ranges are classified in Industry 7999.

**Coin-operated amusement devices (SIC 7993).** Establishments primarily engaged in operating coin-operated amusement devices either in their own or in other places of business. Such amusement devices include juke boxes, pinball machines, mechanical games, video games, slot machines (where legal), and similar types of amusement equipment. The amusement devices may also be operated by bills. Amusement arcades and parlors are also included. Establishments primarily engaged in rental of such devices are classified in Industry 7359.

**Amusement parks (SIC 7996).** Establishments known as amusement parks, theme parks, kiddie parks, etc., which group together a number of attractions, such as mechanical rides, amusement devices, refreshment stands, and picnic grounds. Individual ride operators or concessionaires operating within the park are classified in Industry 7999, as are carnivals operating without a fixed exhibition site. Owners of the park grounds (who do not operate the amusement parks) are classified in Real Estate, Industry Group 651.

**Membership sports and recreation clubs (SIC 7997).** Sports and recreation clubs which maintain facilities for use only by members and their guests, such as country, golf, tennis, yacht, and swimming clubs. Such establishments are classified here regardless of the proportion of receipts derived from food or liquor sales. Membership organizations engaged in civic, social, or fraternal activities are classified in Industry 864. Physical fitness facilities are classified in Industry 7991.

**Amusement and recreation services, n.e.c. (SIC 7999).** Establishments primarily engaged in the operation of sports, amusement, and recreation services, not elsewhere classified, such as bathing beaches, swimming pools, and riding academies and schools. Membership sports and recreation clubs not open to the general public are classified in Industry 7997.

For large geographic areas, data are presented for the following subdivisions of this classification:

1. Concession operators of amusement devices and rides. Concession operators of mechanical rides or of amusement devices in amusement parks, carnivals, circuses, or fairs; or operators of independently operated rides or devices of this type.
2. Carnivals and circuses. Establishments operating a group of amusement, service, and/or retail units, generally known as carnivals, which do not have any fixed exhibition site; or companies engaged in the operation of circuses having acrobatic and animal shows and individual circus acts. Side shows are included here. Individual performers in circuses are classified in Other entertainers and entertainment groups, a subgroup of Industry 7929.
3. Fairs. Establishments primarily engaged in arranging and operating the exhibitions and related activities

usually associated with county, State, or similar fairs. Carnivals and side shows which are part of the fairs but which are independently owned and operated are included in the subgroup Carnivals and circuses. Other independently owned and operated amusement device and ride concessions are included in the subgroup Concession operators of amusement devices and rides.

4. Roller skating rinks.
5. Ice skating rinks.
6. Other amusement and recreation services, n.e.c. Establishments primarily engaged in the commercial operation of sports, amusement, and recreation services, not elsewhere classified. Included are establishments engaged in instruction of sports or recreational activities, such as baseball, bridge, golf, judo, karate, skiing, swimming, and tennis. Also included are establishments renting articles for amusement and recreation, such as beach chairs and accessories, bicycles, golf carts, small boats and canoes, and saddle horses.

Other establishments in this classification include commercially operated bathing beaches, gambling establishments (where legal), golf driving ranges, miniature golf courses, riding academies and stables, shooting galleries, slot-car tracks, ski lifts, day camps, and establishments engaged in the commercial operation of swimming pools open to the general public for a fee. Municipally operated golf courses and swimming pools are excluded from this census. Privately owned tourist attractions, such as natural wonders or manmade exhibits, are included here. Museums, art galleries, and botanical and zoological gardens are included in Major Group 84.

### Health Services (SIC Major Group 80)

This group includes establishments primarily engaged in furnishing medical, surgical, and other health services to persons. Associations or groups, such as Health Maintenance Organizations (HMO's), primarily engaged in providing medical or other health services to members are included but those which only provide insurance covering hospitalization or medical costs are classified in Insurance, Major Group 63. Hospices providing medical services are also included in this Major Group and are classified according to the primary service provided. Health care facilities were primarily coded based on self-designation. Where multiple levels of care were indicated but were not apparently separate operations, the facility was generally classified based on the highest level of care provided. Veterinarians are classified in Agriculture, Industry Group 074.

**Offices and clinics of doctors of medicine (SIC 801).** Establishments of licensed practitioners having the degree of M.D. and engaged in the practice of general or specialized medicine and surgery. General medical clinics (staffed by licensed practitioners having M.D. degree) are also classified here.

Associations of physicians formed solely for sharing expenses (including payroll) are also included here. Receipts are not applicable for these associations since their operations are funded by reimbursements from member firms, and these funds are not considered operating receipts for medical services provided. However, their payroll and employment data are included in statistics presented for this category.

For large geographic areas, data are presented for the following subdivisions of this classification:

1. Offices of doctors of medicine. Includes offices as well as group clinics owned and operated by physicians for the purpose of carrying on their profession.
2. General medical clinics. Includes clinics not owned and operated by physicians associated for the purpose of carrying on their profession.

**Offices and clinics of dentists (SIC 802).** Establishments of licensed practitioners having the degree of D.D.S. (or D.D. Sc.) or D.M.D. and engaged in the practice of general or specialized dentistry, including dental surgery. Dental clinics are also classified here.

For large geographic areas, data are presented for the following subdivisions of this classification:

1. Offices of dentists. Includes offices as well as group clinics owned and operated by dentists associated for the purpose of carrying on their profession.
2. Dental clinics. Includes clinics not owned and operated by dentists associated for the purpose of carrying on their profession.

**Offices and clinics of doctors of osteopathy (SIC 803).** Establishments of licensed practitioners having the degree of D.O. and engaged in the practice of general or specialized osteopathic medicine and surgery.

For large geographic areas, data are presented for the following subdivisions of this classification:

1. Offices of osteopathic physicians.
2. Osteopathic clinics.

**Offices and clinics of chiropractors (SIC 8041).** Establishments of licensed practitioners having the degree of D.C. and engaged in the practice of chiropractic medicine.

**Offices and clinics of optometrists (SIC 8042).** Establishments of licensed practitioners having the degree of O.D. and engaged in the practice of optometry. Establishments where receipts are primarily from the sale of optical goods prescribed as a result of eye examinations performed at another establishment are classified in Retail Trade, Industry 5999.

**Offices and clinics of podiatrists (SIC 8043).** Establishments of licensed practitioners having the degree of D.P. and engaged in the practice of podiatry.

**Offices and clinics of health practitioners, n.e.c. (SIC 8049).** Establishments of health practitioners engaged in practice in health fields, not elsewhere classified, such as acupuncturists, midwives, nutritionists, physical and occupational therapists, and psychologists.

**Skilled nursing care facilities (SIC 8051).** Establishments primarily engaged in providing inpatient nursing and rehabilitative services to patients who require continuous health care but not hospital services. Care must be ordered by and under the direction of a physician. The staff must include a licensed nurse on duty continuously with a minimum of one full-time registered nurse on duty during each day shift. Included are establishments certified to deliver skilled nursing care under the Medicare and Medicaid programs.

**Intermediate care facilities (SIC 8052).** Establishments primarily engaged in providing inpatient nursing and rehabilitative services but not on a continuous basis. Staffing must include 24-hour per day personnel with a licensed nurse on duty full-time during each day shift. At least once a week, consultation with a registered nurse on the delivery of care is required. Included are facilities certified to deliver intermediate care under the Medicaid program.

**Nursing and personal care facilities, n.e.c. (SIC 8059).** Establishments primarily engaged in providing some nursing and/or health-related care to patients who do not require the degree of care and treatment that a skilled or intermediate care facility is designed to provide. Included are rest homes, convalescent homes, and other institutions where health care is a major element. Residential facilities, such as homes for the retarded and the elderly which provide personal care but where health care is incidental, are classified in Industry 8361.

**General medical and surgical hospitals (SIC 8062).** Establishments primarily engaged in providing general medical and surgical services and other hospital services. Specialty hospitals are classified in Industries 8063 and 8069.

**Psychiatric hospitals (SIC 8063).** Establishments primarily engaged in providing diagnostic medical services and inpatient treatment for the mentally ill. Establishments known as hospitals and primarily engaged in providing health care for the mentally retarded are classified in Industry 8051.

**Specialty hospitals, except psychiatric (SIC 8069).** Establishments primarily engaged in providing diagnostic services, treatment, and other hospital services for specialized categories of patients, except for the mentally ill.

**Medical laboratories (SIC 8071).** Establishments primarily engaged in providing professional analytic or diagnostic services to the medical profession or to the patient as

prescribed by a physician. Laboratories engaged in the manufacture of medical or pharmaceutical products are classified in Manufacturing. Laboratories engaged in commercial medical research are classified in Industry 8731, and those engaged in noncommercial medical research are classified in Industry 8733.

**Dental laboratories (SIC 8072).** Establishments primarily engaged in making dentures, artificial teeth, and orthodontic appliances to order for the dental profession. The manufacture of teeth other than to order is classified in Manufacturing. Establishments providing dental X-ray laboratory services are classified in Industry 8071.

**Home health care services (SIC 8082).** Establishments primarily engaged in providing skilled nursing or medical care in the home under supervision of a medical doctor. Establishments of registered or practical nurses engaged in the independent practice of their profession are classified in Industry 8049, and nurses' registries are classified in Industry 7361. Establishments primarily engaged in selling health care products for personal or household consumption are classified in Retail Trade, and those engaged in renting or leasing products for health care are classified in Industry 7352.

**Kidney dialysis centers (SIC 8092).** Establishments primarily engaged in providing kidney or renal dialysis services.

**Specialty outpatient facilities, n.e.c. (SIC 8093).** Establishments primarily engaged in outpatient care of a specialized nature, such as alcohol and drug treatment, birth control/family planning, etc., with permanent facilities and with medical staff to provide diagnosis, treatment, or both for patients who are ambulatory but do not require inpatient care.

**Health and allied services, n.e.c. (SIC 8099).** Establishments primarily engaged in providing health and allied services, n.e.c., such as blood banks, blood donor stations, childbirth preparation classes, medical photography and art, and oxygen tent services. Establishments of registered or practical nurses in independent practice are classified in Industry 8049. Ambulance services are classified in Transportation, Industry 4119.

## **Legal Services (SIC Major Group 81)**

This group includes establishments which are headed by members of the bar and are engaged in offering legal advice or legal services. Nonprofit legal services (including legal aid societies) are classified here. Associations of lawyers formed solely for the sharing of expenses (including payroll) and not for the purpose of jointly practicing their profession are also included. Receipts are not applicable for these associations since their operations are funded by reimbursements from member firms, and these

funds are not considered operating receipts for legal services provided. However, their payroll and employment data are included in statistics presented for this category.

### **Selected Educational Services (SIC's 823, 824, 829)**

This group includes libraries as well as establishments furnishing formal courses through correspondence, commercial, and trade schools. Elementary and secondary schools (Industry 8211); colleges, universities, and professional schools (Industry 8221); and junior colleges and technical institutes (Industry 8222) are out of scope of the census.

**Libraries (SIC 823).** Establishments primarily engaged in providing library services, including the circulation of books and other materials for reading, study, and reference.

**Data processing schools (SIC 8243).** Establishments primarily engaged in offering training in data processing (including data keying), computer programming, and in computer and peripheral equipment operation, maintenance, and repair.

**Business and secretarial schools (SIC 8244).** Establishments primarily engaged in offering courses in business machine operation, office procedures, and secretarial and stenographic skills.

**Vocational schools, n.e.c. (SIC 8249).** Establishments primarily engaged in offering specialized vocational courses, not elsewhere classified but not academic training. This industry includes apprentice training, aviation schools, commercial art schools, and practical nursing schools. Schools for the instruction of beauticians are classified in Industry 7231, and barber schools are classified in Industry 7241. Establishments primarily engaged in offering educational courses by mail are included here.

**Schools and educational services, n.e.c. (SIC 829).** Establishments primarily engaged in offering specialized educational courses and services, not elsewhere classified, such as music schools, drama schools, language schools, student exchange programs, and civil service and other short-term examination preparatory schools. Vocational counseling (excluding rehabilitation) is also included here. Educational testing is included in Industry 8748. Establishments primarily engaged in operating dance schools are classified in Industry 7911; those providing rehabilitation counseling are classified in Industry 8331; and those providing sports instruction in Industry 7999.

### **Social Services (SIC Major Group 83)**

This group includes establishments providing social services and rehabilitation services to those persons with social or personal problems requiring special services and to the physically challenged and the disadvantaged. Also

included are organizations soliciting funds to be used directly for these and related services, as well as community development and planning agencies. Government offices involved with the delivery of such services are out of scope of the census.

**Individual and family social services (SIC 832).** Establishments primarily engaged in providing one or more of a variety of individual and family social, counseling, welfare, or referral services, including refugee, disaster, and temporary relief services.

**Job training and vocational rehabilitation services (SIC 833).** Establishments primarily engaged in providing training, work experience, and vocational rehabilitation services for the unemployed, the underemployed, the physically challenged, and to persons who have a job market disadvantage because of lack of education or experience, skill obsolescence, or personal characteristics or problems. Included are upgrading and job development services, skill training, world-of-work orientation, and vocational rehabilitation counseling. Union apprentice training schools are classified in Industry 8249.

**Child day care services (SIC 835).** Establishments primarily engaged in care of infants or children, or in providing prekindergarten education, where medical care or delinquency correction is not a major element. These establishments may or may not have substantial educational programs and may care for older children when they are not in school. Establishments providing babysitting services are classified in Industry 7299. Head start centers operating in conjunction with elementary schools are classified in Industry 8211.

**Residential care (SIC 836).** Establishments primarily engaged in the provision of residential social and personal care for children, the elderly, and special categories of persons with some limits on ability for self-care but where medical care is not a major element. Included here are group foster homes; halfway group homes; homes for the retarded, the elderly, the deaf, and the blind; juvenile correctional homes; rehabilitation (residential) centers; and children's boarding homes. Boarding schools providing elementary and secondary education are classified in Industry 8211.

**Social services, n.e.c. (SIC 839).** Establishments primarily engaged in providing social services, not elsewhere classified, including community improvement, social change, and neighborhood development. Also included are organizations primarily engaged in soliciting contributions on their own account and administering appropriations and allocating funds among other agencies engaged in social welfare services; establishments primarily engaged in the prevention of criminal or antisocial behavior; and regional social service planning agencies. Establishments which raise funds on a contract basis are classified in Industry 7389. Civic, social, fraternal, and political organizations are included



in Major Group 86. Industrial development consulting and planning is classified in Industry 8748. Philanthropic trusts and foundations which are not actually engaged in providing social welfare services are classified in Finance, Industry 6732.

### **Museums, Art Galleries, and Botanical and Zoological Gardens (SIC Major Group 84)**

This major group includes commercial and noncommercial museums, art galleries, arboreta, and botanical and zoological gardens.

**Museums and art galleries (SIC 8412).** Establishments primarily engaged in the commercial or noncommercial operation of museums and art galleries. Historical, cultural, and educational societies whose functions are primarily providing attractions for the public are included here. Art galleries or art dealers primarily selling to the general public are classified in Retail Trade, Industry 5999.

**Arboreta and botanical or zoological gardens (SIC 8422).** Establishments primarily engaged in the commercial or noncommercial operation of arboreta and botanical and zoological gardens.

### **Selected Membership Organizations (SIC's 861, 862, 864, 869)**

This group includes organizations operating on a membership basis for the promotion of the interests of their members. Also included are organizations which are not operated on a membership basis but which promote the interests of a constituency or group of supporters. This group does not include business establishments operated by membership organizations, such as hotels open to the general public, golf and country clubs, fraternity and sorority houses, and credit unions. Such establishments are classified according to their primary activity.

Establishments of religious organizations operated for worship or for promotion of religious activities, such as churches, convents, and religious schools and missions, are classified in Industry 8661 and are out of scope of the census. Also excluded are Labor unions and similar labor organizations (Industry 8631) and Political organizations (Industry 8651).

**Business associations (SIC 861).** Membership organizations engaged in promoting business interests of their members, such as better business bureaus, boards of trade, chambers of commerce, industrial standards committees, merchants' associations, real estate boards, and trade associations. Membership organizations formed to carry out a specific business function, such as common marketing of crops or joint advertising, are classified according to the function performed.

**Professional membership organizations (SIC 862).** Membership organizations of professional persons formed for the advancement of the interests of their profession, such as bar associations, engineering associations, and scientific membership organizations.

### **Civic, social, and fraternal associations (SIC 864).**

Membership organizations engaged in civic, social, or fraternal activities, such as alumni associations, citizens' associations, fraternities, scout organizations, singing societies, university clubs, veterans' organizations, youth associations, and consumer education and public advocacy groups (except organizations primarily engaged in research). Bars and restaurants owned and operated by organizations for use by members and guests only are also classified here. Hotels and lodging houses operated by organizations for use by members and their guests only, including fraternity and sorority houses, are classified in Industry 7041. Membership sports and recreation clubs are classified in Industry 7997. Homeowner, tenant, and condominium associations primarily engaged in managing real estate are classified in Real Estate, Industry 6531.

**Membership organizations, n.e.c. (SIC 869).** Membership organizations, not elsewhere classified, such as athletic regulatory associations, automobile owners' associations, farm bureaus, historical clubs, and humane societies.

### **Engineering, Accounting, Research, Management, and Related Services (SIC Major Group 87)**

This group includes establishments primarily engaged in providing engineering, architectural, and surveying services; accounting, auditing, and bookkeeping services; research, development, and testing services; and management and public relations services.

**Engineering services (SIC 8711).** Establishments primarily engaged in providing professional engineering services. Establishments primarily providing and supervising their own engineering staff on temporary contract to other firms are included here. Establishments providing engineering but not supervisory, personnel are classified in Industry 7363. Photogrammetric engineering services are classified in Industry 8713.

**Architectural services (SIC 8712).** Establishments primarily engaged in providing professional architectural services. Landscape architectural services are classified in Agriculture, Industry 0781. Establishments primarily engaged in providing graphic arts and related design services are classified in Industry 7336, and those providing drafting services are classified in Industry 7389.

**Surveying services (SIC 8713).** Establishments primarily engaged in providing professional land, water, and aerial surveying services.

**Accounting, auditing, and bookkeeping services (SIC 8721).** Establishments primarily engaged in furnishing accounting, bookkeeping, and related auditing services. These establishments may use data processing and tabulating techniques as part of providing their services. However,

establishments primarily engaged in providing data processing and tabulating services are classified in Industry 7374. Establishments providing income tax return preparation services, without also furnishing accounting, auditing, or bookkeeping services, are classified in Industry 7291.

**Commercial physical and biological research (SIC 8731).**

Establishments primarily engaged in physical and biological research and development on a contract or fee basis. Noncommercial research establishments (funded by endowments, grants, or contributions) are classified in Industry 8733. Separate establishments of aircraft, guided missile, or spacecraft manufacturers primarily engaged in research and development on these products are classified in Manufacturing, Major Group 37.

For large geographic areas, data are presented for the following subdivisions of this classification:

1. Commercial physical research.
2. Commercial medical and biological research.

**Commercial economic, sociological, and educational research (SIC 8732).**

Establishments primarily engaged in performing business, marketing, opinion, and other economic, sociological, and educational research on a contract or fee basis. Noncommercial research establishments (funded by endowments, grants, or contributions) are classified in Industry 8733.

**Noncommercial research organizations (SIC 8733).** Establishments primarily engaged in performing research into and dissemination of information for public health, education, or general welfare. These establishments primarily operate on funds from endowments, contributions, and grants. Establishments which fund such research, although the actual research may be contracted out to other establishments, are also classified here.

**Testing laboratories (SIC 8734).** Establishments primarily engaged in providing testing services. Establishments performing clinical laboratory testing for the medical profession are classified in Industry 8071.

**Management services (SIC 8741).** Establishments primarily engaged in furnishing general or specialized management services on a day to day basis and on a contract or fee basis. Establishments classified here do not provide operating staff. Management and operation of a business, where operating staff as well as management is provided, is classified according to the activity of the establishment managed. Construction management services are classified here.

**Management consulting services (SIC 8742).** Establishments primarily engaged in furnishing operating counsel and assistance to managements of private, nonprofit, and public organizations. These establishments generally perform a variety of activities, such as strategic and organizational planning; financial planning and budgeting; marketing objectives and policies planning; information systems

planning, evaluation, and selection; human resources policies and practices planning; and production scheduling and control planning.

**Public relations services (SIC 8743).** Establishments primarily engaged in the preparation of materials, written or spoken, which are designed to promote the interests of their clients by attempting to influence the general public or other groups.

**Facilities support management services (SIC 8744).**

Establishments primarily engaged in furnishing personnel to perform a range of services in support of the operations of other establishments, or those engaged in providing a number of different continuing services, on a contract or fee basis, within other establishments. Establishments which provide management and staff to operate a business are classified according to the type of activity of the business. Establishments primarily providing one specialized service are classified in the specialized industry. Establishments primarily supplying temporary or continuing help (except agricultural) are classified in Industry 7363. Establishments which provide management services only (except agricultural) are classified in Industry 8741. Computer facilities management is classified in Industry 7376.

**Business consulting services, n.e.c. (SIC 8748).** Establishments primarily engaged in furnishing business consulting services, not elsewhere classified, on a contract or fee basis. Included are agricultural, economic, educational, and systems engineering consultants as well as city planners and testing services (educational or personnel).

**Services, Not Elsewhere Classified (SIC Major Group 89)**

Establishments primarily providing services, not elsewhere classified, such as artists (excluding commercial and medical artists), authors, scientific consultants (working on their own account), inventors, lecturers, music arrangers, newspaper columnists, radio commentators, song writers, weather forecasters, and writers.

There is evidence that among small employer establishments (for which kind-of-business information is obtained from administrative records), many service establishments are classified incorrectly in this industry because there is insufficient information to determine the correct kind-of-business classification. Therefore, the published data probably overstate the number of establishments and level of activity for this category.

For large geographic areas, data are presented for the following subdivisions of this classification:

1. Scientific and related consulting services, except environmental.
2. Environmental consulting.
3. Authors, composers, and other arts-related services.
4. Other services, n.e.c.

## Appendix B. **Sample Report Form and Instructions**

---

The sample report form and instructions are shown on the following pages.



# Appendix C.

## Kind-of-Business Titles and Reporting-Form Numbers

[Listed below are service industries kind-of-business titles and their corresponding reporting-form numbers. Requests for copies of any of these forms, including the inquiries used to classify establishments by kind of business, should be directed to the Services Division, Bureau of the Census, Washington, DC 20233]

SIC code	Title	Reporting form CB-	SIC code	Title	Reporting form CB-
<b>70</b>	<b>HOTELS, ROOMING HOUSES, CAMPS, AND OTHER LODGING PLACES</b>		<b>73</b>	<b>BUSINESS SERVICES—Con.</b>	
7011 pt.	Hotels, 25 guestrooms or more .....	7001	7377	Computer rental and leasing .....	7307
7011 pt.	Hotels, less than 25 guestrooms .....	7001	7378	Computer maintenance and repair .....	7307
7011 pt.	Motels, tourist courts .....	7001	7379 pt.	Computer consultants .....	7307
7011 pt.	Motor hotels .....	7001	7379 pt.	Miscellaneous computer services, n.e.c. ....	7307
702	Rooming and boarding houses .....	7002	7381 pt.	Detective agencies and guard services .....	7308
7032	Sporting and recreational camps .....	7002	7381 pt.	Armored car services .....	7308
7033	Recreational vehicle parks and campsites .....	7002	7382	Security systems services .....	7308
704	Organization hotels and lodging houses, on membership basis. ....	7002	7383	News syndicates .....	7308
			7384 pt.	Photofinishing laboratories, except "one-hour" (mini) labs .....	7303
			7384 pt.	"One-hour" (mini) photofinishing .....	7303
			7389 pt.	Sign painting shops .....	7308
			7389 pt.	Interior designing .....	7308
			7389 pt.	Telephone answering services .....	7308
			7389 pt.	Water softening and conditioning services .....	7308
			7389 pt.	Packaging and labeling services .....	7308
<b>72</b>	<b>PERSONAL SERVICES</b>				
7211	Power laundries, family and commercial .....	7201			
7212	Garment pressing, and agents for laundries and drycleaners .....	7201	7389 pt.	Trading stamp services .....	7308
7213	Linen supply .....	7201	7389 pt.	Convention and trade show services .....	7308
7215 pt.	Coin-operated laundries and drycleaning stores .....	7201	7389 pt.	Private mail centers .....	7308
7215 pt.	Coin-operated laundry routes .....	7201	7389 pt.	Miscellaneous business services, n.e.c. ....	7308
7216	Drycleaning plants, except rug cleaning .....	7201			
7217	Carpet and upholstery cleaning .....	7201	<b>75</b>	<b>AUTOMOTIVE REPAIR, SERVICES, AND PARKING</b>	
7218	Industrial launderers .....	7201	7513 pt.	Truck rental, without drivers .....	7501
7219	Laundry and garment services, n.e.c. ....	7201	7513 pt.	Truck leasing, except finance leasing .....	7501
722	Photographic studios, portrait .....	7303	7514	Passenger car rental .....	7501
723	Beauty shops .....	7202	7515	Passenger car leasing .....	7501
724	Barber shops .....	7202	7519	Utility trailer and recreational vehicle rental .....	7501
725	Shoe repair shops and shoeshine parlors .....	7202			
726	Funeral service and crematories .....	7202	7521 pt.	Parking lots .....	7502
7291	Tax return preparation services .....	7202	7521 pt.	Parking structures .....	7502
7299 pt.	Massage parlors, tanning salons, and saunas .....	7202	7532 pt.	Top and body repair shops .....	7503
7299 pt.	Diet and weight reducing services .....	7202	7532 pt.	Paint shops .....	7503
7299 pt.	Formal wear rental .....	7202	7533	Automotive exhaust system repair shops .....	7503
7299 pt.	Other personal services, n.e.c. ....	7202	7534	Tire retreading and repair shops .....	7503
			7536	Automotive glass replacement shops .....	7503
			7537	Automotive transmission repair shops .....	7503
			7538 pt.	General automotive repair shops, except diesel .....	7503
			7538 pt.	Diesel repair shops .....	7503
<b>73</b>	<b>BUSINESS SERVICES</b>				
7311	Advertising agencies .....	7301	7539 pt.	Radiator repair .....	7503
7312	Outdoor advertising services .....	7301	7539 pt.	Brake, front end, and wheel alignment .....	7503
7313 pt.	Radio and television advertising representatives .....	7301	7539 pt.	Carburetor repair shops .....	7503
7313 pt.	Publishers' advertising representatives .....	7301	7539 pt.	Automotive electrical repair shops .....	7503
7319	Advertising, n.e.c. ....	7301	7539 pt.	Other automotive repair shops, n.e.c. ....	7503
7322	Adjustment and collection services .....	7302	7542	Carwashes .....	7503
7323	Credit reporting services .....	7302	7549 pt.	Lubrication shops .....	7503
7331 pt.	Mailing list compilers, brokers, and managers .....	7303	7549 pt.	Towing services .....	7503
7331 pt.	Direct mail advertising services, except mailing list services .....	7303	7549 pt.	Other automotive services, n.e.c. ....	7503
7334 pt.	Blueprinting and photocopying services .....	7303			
7334 pt.	Duplicating services, except printing and photocopying .....	7303	<b>76</b>	<b>MISCELLANEOUS REPAIR SERVICES</b>	
7335	Commercial photography .....	7303	7622	Radio and television repair shops .....	7600
7336 pt.	Commercial art .....	7303	7623	Refrigeration and air-conditioning service and repair shops .....	7600
7336 pt.	Graphic arts and related design .....	7303	7629	Electrical and electronic repair shops, n.e.c. ....	7600
7338	Secretarial and court reporting services .....	7303	763	Watch, clock, and jewelry repair .....	7600
7342	Disinfecting and pest control services .....	7304	764	Reupholstery and furniture repair .....	7600
7349	Building cleaning and maintenance services, n.e.c. ....	7304	7692	Welding repair .....	7600
7352	Medical equipment rental and leasing .....	7305	7694	Armature rewinding shops .....	7600
7353 pt.	Rental and leasing of heavy construction equipment without operators .....	7305	7699 pt.	Farm machinery and equipment repair .....	7600
7353 pt.	Rental and leasing of heavy construction equipment with operators .....	7305	7699 pt.	Lawnmower and other small gasoline engine repair .....	7600
7359 pt.	Equipment rental, except rent-to-own .....	7305	7699 pt.	Sewer and septic tank cleaning services .....	7600
7359 pt.	Equipment leasing, except finance leasing .....	7305	7699 pt.	Other repair and related services, n.e.c. ....	7600
7359 pt.	Rent-to-own .....	7305			
7361	Employment agencies .....	7306	<b>78</b>	<b>MOTION PICTURES</b>	
7363 pt.	Temporary help supply .....	7306	7812 pt.	Motion picture production, except for television .....	7801
7363 pt.	Employee leasing .....	7306	7812 pt.	Motion picture and tape production for television .....	7801
7363 pt.	Other help supply services .....	7306	7819	Services allied to motion picture production .....	7801
7371	Computer programming services .....	7307	7822 pt.	Motion picture film exchanges .....	7801
7372	Prepackaged software .....	7307	7822 pt.	Film and tape distribution for television .....	7801
7373	Computer integrated systems .....	7307			
7374	Computer processing and data preparation and processing services .....	7307	7822 pt.	Video tape wholesalers .....	7801
7375	Information retrieval services .....	7307	7829	Services allied to motion picture distribution .....	7801
7376	Computer facilities management services .....	7307	7832	Motion picture theaters, except drive-in .....	7802
			7833	Drive-in motion picture theaters .....	7802
			7841	Video tape rental .....	7803

SIC code	Title	Reporting form CB-	SIC code	Title	Reporting form CB-
<b>79</b>	<b>AMUSEMENT AND RECREATION SERVICES, EXCEPT MOTION PICTURES AND MUSEUMS</b>		<b>81</b>	<b>LEGAL SERVICES</b>	
791	Dance studios, schools, and halls .....	7903	81 pt.	Offices of lawyers .....	8100
7922 pt.	Producers of live theatrical productions .....	7901	81 pt.	Legal aid societies and similar legal services .....	8100
7922 pt.	Producers of radio and television shows, except tape producers .....	7901	<b>823, 4,</b>	<b>SELECTED EDUCATIONAL SERVICES</b>	
7922 pt.	Artists' and entertainers' managers or agents, concert bureaus, and booking agents .....	7901	<b>9</b>		
7922 pt.	Other theatrical services .....	7901	823	Libraries .....	8200
7929 pt.	Dance groups and artists .....	7901	8243	Data processing schools .....	8200
7929 pt.	Symphony orchestras, opera companies, and chamber music organizations .....	7901	8244	Business and secretarial schools .....	8200
7929 pt.	Other music groups and artists .....	7901	8249	Vocational schools, n.e.c. ....	8200
7929 pt.	Other entertainers and entertainment groups .....	7901	829	Schools and educational services, n.e.c. ....	8200
7933	Bowling centers .....	7902	<b>83</b>	<b>SOCIAL SERVICES</b>	
7941 pt.	Baseball clubs .....	7902			
7941 pt.	Football clubs .....	7902	832	Individual and family social services .....	8300
7941 pt.	Other professional sports clubs .....	7902	833	Job training and vocational rehabilitation services .....	8300
7941 pt.	Managers and promoters .....	7902	835	Child day care services .....	8300
7948 pt.	Auto racetrack operation .....	7902	836	Residential care .....	8300
7948 pt.	Horse racetrack operation .....	7902	839	Social services, n.e.c. ....	8300
7948 pt.	Dog racetrack operation .....	7902	<b>84</b>	<b>MUSEUMS, ART GALLERIES, AND BOTANICAL AND ZOOLOGICAL GARDENS</b>	
7948 pt.	Racing stables and racing, n.e.c. ....	7902			
7991 pt.	Physical fitness centers, except gymnasiums and athletic clubs .....	7903	8412	Museums and art galleries .....	8400
7991 pt.	Gymnasiums and athletic clubs .....	7903	8422	Arboreta and botanical or zoological gardens .....	8400
7992	Public golf courses .....	7903			
7993	Coin-operated amusement devices .....	7903	<b>86</b>	<b>SELECTED MEMBERSHIP ORGANIZATIONS</b>	
7996	Amusement parks .....	7902			
7997	Membership sports and recreation clubs .....	7903	861	Business associations .....	8600
7999 pt.	Concession operators of amusement devices and rides .....	7903	862	Professional membership organizations .....	8600
7999 pt.	Carnivals and circuses .....	7903	864	Civic, social, and fraternal associations .....	8600
7999 pt.	Fairs .....	7903	869	Membership organizations, n.e.c. ....	8600
7999 pt.	Roller skating rinks .....	7903	<b>87</b>	<b>ENGINEERING, ACCOUNTING, RESEARCH, MANAGEMENT, AND RELATED SERVICES</b>	
7999 pt.	Ice skating rinks .....	7903			
7999 pt.	Other amusement and recreation services, n.e.c. ....	7903	8711	Engineering services .....	8701
<b>80</b>	<b>HEALTH SERVICES</b>		8712	Architectural services .....	8701
801 pt.	Offices of doctors of medicine .....	8001	8713	Surveying services .....	8701
801 pt.	General medical clinics .....	8001	8721	Accounting, auditing, and bookkeeping services .....	8702
802 pt.	Offices of dentists .....	8002	8731 pt.	Commercial physical research .....	8703
802 pt.	Dental clinics .....	8002			
803 pt.	Offices of osteopathic physicians .....	8001	8731 pt.	Commercial medical and biological research .....	8703
803 pt.	Osteopathic clinics .....	8001	8732	Commercial economic, sociological, and educational research .....	8703
8041	Offices and clinics of chiropractors .....	8001	8733	Noncommercial research organizations .....	8703
8042	Offices and clinics of optometrists .....	8001	8734	Testing laboratories .....	8703
8043	Offices and clinics of podiatrists .....	8001	8741	Management services .....	8704
8049	Offices and clinics of health practitioners, n.e.c. ....	8001			
8051	Skilled nursing care facilities .....	8003	8742	Management consulting services .....	8704
8052	Intermediate care facilities .....	8003	8743	Public relations services .....	8704
8059	Nursing and personal care facilities, n.e.c. ....	8003	8744	Facilities support management services .....	8704
8062	General medical and surgical hospitals .....	8004	8748	Business consulting services, n.e.c. ....	8704
8063	Psychiatric hospitals .....	8004	<b>89</b>	<b>SERVICES, N.E.C.</b>	
8069	Specialty hospitals, except psychiatric .....	8004			
8071	Medical laboratories .....	8005	8999 pt.	Scientific and related consulting services, except environmental .....	8900
8072	Dental laboratories .....	8005	8999 pt.	Environmental consulting .....	8900
8082	Home health care services .....	8006	8999 pt.	Authors, composers, and other arts-related services .....	8900
8092	Kidney dialysis centers .....	8006	8999 pt.	Other services, n.e.c. ....	8900
8093	Specialty outpatient facilities, n.e.c. ....	8006			
8099	Health and allied services, n.e.c. ....	8006			

## Appendix D. Metropolitan Areas

---

(Titles and definitions shown for MSA's, CMSA's, and PMSA's are those established by the Office of Management and Budget, as of June 30, 1993)

### **KANSAS**

#### **Kansas City, MO-KS MSA**

Johnson County, KS  
Leavenworth County, KS  
Miami County, KS  
Wyandotte County, KS  
Cass County, MO  
Clay County, MO  
Clinton County, MO  
Jackson County, MO  
Lafayette County, MO

#### **Kansas City, MO-KS MSA—Con.**

Platte County, MO  
Ray County, MO

#### **Lawrence, KS MSA**

Douglas County, KS

#### **Topeka, KS MSA**

Shawnee County, KS

#### **Wichita, KS MSA**

Butler County, KS  
Harvey County, KS  
Sedgwick County, KS

# Appendix E.

## Percent of Receipts/Revenue Based on Administrative Records and Estimation for the State: 1992

**Table E-1. Firms Subject to Federal Income Tax**

[Includes only establishments with payroll. For meaning of abbreviations and symbols, and for more information on reliability of data, see introductory text. For explanation of terms and comparability of 1987 and 1992 censuses, see appendix A]

SIC code	Kind of business or operation	Percent of receipts —		SIC code	Kind of business or operation	Percent of receipts —	
		From administrative records <sup>1</sup>	Estimated <sup>2</sup>			From administrative records <sup>1</sup>	Estimated <sup>2</sup>
	<b>Total</b> .....	<b>20.0</b>	<b>7.3</b>	<b>73</b>	<b>Business services—Con.</b>		
<b>70 ex. 704</b>	<b>Hotels, rooming houses, camps, and other lodging places (except membership lodging)</b> .....	<b>8.0</b>	<b>10.8</b>	736	Personnel supply services .....	9.0	7.2
	Hotels and motels .....	7.7	9.2	7361	Employment agencies .....	51.4	5.1
7011	Hotels .....	3.0	9.6	7363	Help supply services .....	4.5	7.4
7011 pt.	Hotels, 25 guestrooms or more .....	2.8	9.8	7363 pt.	Temporary help supply .....	3.4	5.6
7011 pt.	Hotels, less than 25 guestrooms .....	13.4	—	7363 pt.	Help supply, except temporary .....	11.3	17.8
7011 pt.	Motels, motor hotels, and tourist courts .....	13.0	8.8	737	Computer programming, data processing, and other computer related services .....	4.6	9.9
7011 pt.	Motels, tourist courts .....	12.2	10.9	7371, 2, 3	Computer programming, prepackaged software, and integrated systems .....	4.8	14.1
7011 pt.	Motor hotels .....	15.8	1.7	7371	Computer programming services .....	5.9	11.2
702, 3	Other lodging places .....	17.0	57.6	7372	Prepackaged software .....	3.9	3.2
702	Rooming and boarding houses .....	30.0	40.8	7373	Computer integrated systems .....	3.7	19.9
703	Camps and recreational vehicle parks .....	12.8	62.9	7374, 5, 6	Data processing services .....	3.5	1.3
<b>72</b>	<b>Personal services</b> .....	<b>25.5</b>	<b>7.1</b>	7374, 5	Computer processing, information retrieval .....	2.4	1.2
721	Laundry, cleaning, and garment services .....	16.7	6.7	7376	Computer facilities management services .....	11.9	1.5
7211	Power laundries, family and commercial* .....	23.3	2.9	7377, 8, 9	Computer rental and leasing, maintenance, and related services, n.e.c. ....	5.4	7.8
7213	Linen supply* .....	2.7	14.3	7377	Computer rental and leasing .....	4.1	.5
7215	Coin-operated laundries and drycleaning .....	23.2	8.8	7378	Computer maintenance and repair .....	3.5	11.1
7216	Drycleaning plants, except rug cleaning* .....	25.9	1.0	7379	Computer related services, n.e.c. ....	9.9	3.5
7217	Carpet and upholstery cleaning .....	39.7	3.7	738	Miscellaneous business services .....	16.6	4.5
7218	Industrial launderers* .....	.3	11.6	7381, 2	Detective agencies and protective services .....	13.5	8.5
7212, 9	Other laundry, cleaning, and garment services* ..	19.1	1.3	7381	Detective, guard, and armored car services .....	(D)	(D)
7212	Garment pressing, and agents for laundries and drycleaners .....	21.4	.7	7382	Security systems services .....	(D)	(D)
7219	Laundry and garment services, n.e.c.* .....	17.7	1.6	7383	News syndicates .....	(D)	(D)
722	Photographic studios, portrait .....	29.6	2.5	7384	Photofinishing laboratories* .....	8.1	4.4
723, 4	Beauty and barber shops .....	33.3	6.4	7389 pt.	Business services, n.e.c. ....	(D)	(D)
723	Beauty shops .....	33.3	6.4	7389 pt.	Sign painting shops .....	(D)	(D)
724	Barber shops .....	33.0	6.6	7389 pt.	Interior designing .....	61.0	3.9
725	Shoe repair shops and shoeshine parlors .....	29.0	7.3	7389 pt.	Telephone answering services .....	24.1	6.2
726	Funeral service and crematories .....	(D)	(D)	75	Other business services .....	(D)	(D)
729	Miscellaneous personal services .....	(D)	(D)	751	<b>Automotive repair, services, and parking</b> .....	<b>30.1</b>	<b>6.1</b>
7291	Tax return preparation services .....	29.8	6.1	7513	Automotive rental and leasing, without drivers .....	2.5	11.7
7299	Miscellaneous personal services, n.e.c. ....	(D)	(D)	7514, 5	Truck rental and leasing, without drivers .....	(D)	(D)
<b>73</b>	<b>Business services</b> .....	<b>13.8</b>	<b>8.7</b>	7514	Passenger car rental and leasing .....	2.2	20.0
731	Advertising .....	11.0	4.7	7515	Passenger car rental .....	2.0	2.4
7311	Advertising agencies .....	9.5	4.4	7515	Passenger car leasing .....	2.3	30.8
7312	Outdoor advertising services .....	4.6	15.3	7519	Utility trailer and recreational vehicle rental .....	(D)	(D)
7313	Radio, television, publishers' advertising representatives .....	15.4	4.3	752	Automobile parking .....	4.8	17.0
7319	Advertising, n.e.c. ....	22.5	1.4	753	Automotive repair shops .....	37.4	4.6
732	Consumer credit reporting agencies, mercantile reporting agencies, and adjustment and collection agencies .....	6.7	10.9	7532	Top, body, and upholstery repair shops and paint shops .....	39.1	3.9
7322	Adjustment and collection services .....	8.5	6.4	7532 pt.	Top and body repair shops .....	39.9	3.2
7323	Credit reporting services .....	3.4	18.6	7538	Paint shops .....	18.9	20.0
733	Mailing, reproduction, commercial art and photography, and stenographic services .....	23.2	6.0	7538 pt.	General automotive repair shops .....	42.5	4.7
7331	Direct mail advertising services .....	18.9	7.5	7538 pt.	General automotive repair shops, except diesel .....	45.2	5.4
7334	Photocopying and duplicating services .....	6.6	1.0	7538 pt.	Diesel repair shops .....	29.0	1.1
7335, 6	Commercial photography, art, and graphics .....	38.2	8.0	7533, 4, 6,	Other automotive repair shops .....	23.2	5.5
7335	Commercial photography .....	42.6	5.4	7, 9	Automotive exhaust system repair shops .....	25.5	4.5
7336	Commercial art and graphic design .....	37.3	8.6	7533	Tire retreading and repair shops .....	17.9	13.0
7338	Secretarial and court reporting services .....	38.9	4.3	7534	Automotive glass replacement shops .....	16.0	9.2
734	Services to dwellings and other buildings .....	46.9	9.0	7536	Automotive transmission repair shops .....	35.8	4.6
7342	Disinfecting and pest control services .....	35.2	5.5	7537	Automotive repair shops, n.e.c. ....	24.5	1.8
7349	Building cleaning and maintenance services, n.e.c. ....	51.6	10.4	7539	Radiator repair .....	26.9	5.2
735	Miscellaneous equipment rental and leasing .....	11.0	20.1	7539 pt.	Brake, front end, and wheel alignment .....	25.2	1.8
7352	Medical equipment rental and leasing .....	4.8	22.2	7539 pt.	Automotive electrical and fuel system services .....	16.4	—
7353	Heavy construction equipment rental and leasing ..	17.4	28.0	7539 pt.	Other automotive repair shops, n.e.c. ....	68.8	—
7359	Equipment rental and leasing, n.e.c. ....	12.0	18.7	754	Automotive services, except repair .....	23.8	7.5
				7542	Carwashes .....	34.3	6.9
				7549	Automotive services, except repair and carwashes .....	13.5	8.0

See footnotes at end of table.



**Table E-1. Firms Subject to Federal Income Tax – Con.**

[Includes only establishments with payroll. For meaning of abbreviations and symbols, and for more information on reliability of data, see introductory text. For explanation of terms and comparability of 1987 and 1992 censuses, see appendix A]

SIC code	Kind of business or operation	Percent of receipts –		SIC code	Kind of business or operation	Percent of receipts –	
		From administrative records <sup>1</sup>	Estimated <sup>2</sup>			From administrative records <sup>1</sup>	Estimated <sup>2</sup>
<b>76</b>	<b>Miscellaneous repair services</b> -----	<b>38.6</b>	<b>4.5</b>	<b>80</b>	<b>Health services</b> -----	<b>17.7</b>	<b>5.1</b>
762	Electrical repair shops -----	26.5	1.9	801	Offices and clinics of doctors of medicine -----	20.9	5.5
7622	Radio and television repair shops -----	34.7	7.5	8011 pt.	Offices of doctors of medicine -----	22.1	5.3
7623, 9	Other electrical and electronic repair shops -----	25.0	.8	8011 pt.	General medical clinics -----	6.3	8.2
7623	Refrigeration and air-conditioning service and repair shops -----	23.9	.8	802	Offices and clinics of dentists -----	40.8	3.3
7629	Electrical and electronic repair shops, n.e.c. ---	25.1	.9	803	Offices and clinics of doctors of osteopathy -----	38.1	7.8
				804	Offices and clinics of other health practitioners ----	39.1	4.8
				8041	Offices and clinics of chiropractors -----	49.1	4.8
				8042	Offices and clinics of optometrists -----	38.4	5.4
763	Watch, clock, and jewelry repair -----	(D)	(D)	8043	Offices and clinics of podiatrists -----	27.3	1.4
764	Reupholstery and furniture repair -----	(D)	(D)	8049	Offices and clinics of health practitioners, n.e.c. --	29.0	4.5
				805	Nursing and personal care facilities -----	4.0	6.5
769	Miscellaneous repair and related services -----	46.5	6.0	8051	Skilled nursing care facilities -----	4.6	8.2
7692	Welding repair -----	68.9	6.0	8052	Intermediate care facilities -----	2.7	3.2
7694	Armature rewinding shops -----	62.0	4.6	8059	Nursing and personal care facilities, n.e.c. -----	2.7	2.5
7699	Repair shops and related services, n.e.c. -----	42.8	6.1	806	Hospitals -----	–	2.2
				8062	General medical and surgical hospitals -----	(D)	(D)
				8063, 9	Specialty hospitals -----	(D)	(D)
<b>78, 79, 84</b>	<b>Amusement and recreation services, including motion pictures and museums</b> -----	<b>16.8</b>	<b>4.8</b>	<b>807, 8, 9</b>	<b>Other health services</b> -----	<b>11.5</b>	<b>7.1</b>
781, 2	Motion picture production, distribution, and services --	.7	1.6	807	Medical and dental laboratories -----	7.3	.2
				8071	Medical laboratories -----	5.6	.2
				8072	Dental laboratories -----	16.1	.2
				808	Home health care services -----	17.9	7.0
				809	Miscellaneous health and allied services, n.e.c. ---	15.6	24.0
				8092	Kidney dialysis centers -----	–	.6
783	Motion picture theaters -----	3.1	4.2	8093	Specialty outpatient facilities, n.e.c. -----	20.1	31.1
7832	Motion picture theaters, except drive-in -----	2.4	4.3	8099	Health and allied services, n.e.c. -----	15.2	21.8
7833	Drive-in motion picture theaters -----	34.2	–				
				<b>81</b>	<b>Legal services</b> -----	<b>42.3</b>	<b>6.9</b>
784	Video tape rental -----	26.0	3.1	<b>823, 4, 9</b>	<b>Selected educational services</b> -----	<b>7.8</b>	<b>2.0</b>
				823	Libraries -----	–	17.6
				824	Vocational schools -----	.9	2.0
792	Theatrical producers (except motion picture), bands, orchestras, and entertainers -----	41.1	16.7	829	Schools and educational services, n.e.c. -----	28.2	1.8
7922	Theatrical producers (except motion picture) and miscellaneous theatrical services -----	43.7	16.4	<b>83</b>	<b>Social services</b> -----	<b>24.1</b>	<b>13.7</b>
7929	Bands, orchestras, actors, and other entertainers and entertainment groups -----	33.5	17.5	835	Child day care services -----	24.6	8.2
				832, 3, 6, 9	Other social services -----	23.6	18.3
793	Bowling centers -----	35.2	4.5	<b>87 ex. 8733</b>	<b>Engineering, accounting, research, management, and related services (except noncommercial research organizations)</b> -----	<b>20.0</b>	<b>13.3</b>
79 ex. 792, 3; 84	Commercial sports and other amusement and recreation services, including museums -----	19.9	5.9	871	Engineering, architectural, and surveying services --	13.9	17.7
794	Commercial sports -----	12.4	3.5	8711	Engineering services -----	10.8	19.8
7941	Professional sports clubs, managers, promoters -----	68.3	14.1	8712	Architectural services -----	31.6	5.5
7948	Racing, including track operation -----	2.9	1.7	8713	Surveying services -----	33.2	7.8
79 ex. 792, 3, 4; 84	Other amusement and recreation services, including museums -----	24.2	7.3	872	Accounting, auditing, and bookkeeping services ----	32.9	7.3
791	Dance studios, schools, and halls -----	31.9	5.0	873 ex. 8733	Research, development, and testing services (except noncommercial research organizations) ---	8.1	8.2
7991	Physical fitness facilities -----	17.8	10.9	8731	Commercial physical and biological research -----	2.2	16.3
7992	Public golf courses -----	29.9	3.2	8732	Commercial economic, sociological, and educational research -----	17.2	8.3
7993	Coin-operated amusement devices -----	20.1	1.0	8734	Testing laboratories -----	3.9	.1
7996	Amusement parks -----	.7	2.9				
7997	Membership sports and recreation clubs -----	23.2	10.0	874	Management and public relations services -----	22.2	12.3
7999, 84	Amusement and recreation services, including museums, n.e.c. -----	28.6	7.3	8741	Management services -----	25.6	15.0
7999 pt.	Concession operators of amusement devices and rides -----	22.9	36.7	8742	Management consulting services -----	19.4	9.2
7999 pt., 84	Carnivals, circuses, and fairs -----	11.8	36.8	8743	Public relations services -----	25.1	3.7
	Other recreation and amusements, including museums -----	29.5	5.5	8744	Facilities support management services -----	–	9.8
				8748	Business consulting services, n.e.c. -----	20.8	12.8
				<b>89</b>	<b>Services, n.e.c.</b> -----	<b>15.4</b>	<b>6.3</b>

<sup>1</sup>Includes receipts information obtained from administrative records of other Federal agencies.

<sup>2</sup>Includes receipts information which was imputed based on historic company ratios or administrative records or on industry averages.

## Table E-2. Firms Exempt From Federal Income Tax

[Includes only establishments with payroll. For meaning of abbreviations and symbols, and for more information on reliability of data, see introductory text. For explanation of terms and comparability of 1987 and 1992 censuses, see appendix A]

SIC code	Kind of business or operation	Percent of revenue —		SIC code	Kind of business or operation	Percent of revenue —	
		From administrative records <sup>1</sup>	Estimated <sup>2</sup>			From administrative records <sup>1</sup>	Estimated <sup>2</sup>
	<b>Total</b> .....	<b>6.7</b>	<b>2.7</b>	<b>823, 4, 9</b>	<b>Selected educational services</b> .....	<b>28.7</b>	<b>32.9</b>
7032, 704	Camps and membership lodging .....	24.0	41.6	83	<b>Social services</b> .....	<b>23.6</b>	<b>10.7</b>
792, 7991 pt., 7997, 7999 pt., 84	<b>Selected amusement, recreation, and related services</b> .....	<b>28.1</b>	<b>1.8</b>	835	Child day care services .....	17.8	11.3
8011 pt.; 8021 pt.; 805, 6, 8, 9	<b>Selected health services</b> .....	<b>.3</b>	<b>.2</b>	832, 3, 6, 9	Other social services .....	24.2	10.7
8011 pt., 8021 pt. 805	Clinics of doctors of medicine and dentists .....	.6	.3	832	Individual and family social services .....	28.6	10.6
806	Hospitals .....	—	—	833	Job training and vocational rehabilitation services .....	11.0	9.6
8062	General medical and surgical hospitals .....	—	—	836	Residential care .....	19.5	12.2
8063, 9	Specialty hospitals .....	—	—	839	Social services, n.e.c. .....	33.2	9.8
808, 9	Other health services .....	8.8	1.9	<b>861, 2, 4, 9</b>	<b>Selected membership organizations</b> .....	<b>25.4</b>	<b>7.8</b>
8111 pt.	<b>Legal aid societies and similar legal services</b> .....	<b>(D)</b>	<b>(D)</b>	861	Business associations .....	32.7	6.6
				864	Civic, social, and fraternal associations .....	43.0	18.1
				862, 9	Other membership organizations .....	14.3	2.8
				<b>873, 4 ex.</b> <b>8744</b>	<b>Research, testing, and consulting services, except facilities support management services</b> .....	<b>(D)</b>	<b>(D)</b>
				873	Research, development, and testing services .....	1.6	26.3
				874 ex. 8744	Management and public relations services, except facilities support management services .....	(D)	(D)

<sup>1</sup>Includes revenue information obtained from administrative records of other Federal agencies.

<sup>2</sup>Includes revenue information which was imputed based on historic company ratios or administrative records or on industry averages.

## Appendix F. Geographic Notes

---

### **KANSAS**

**Bonner Springs** is in Johnson and Wyandotte Counties.

**Herington** is in Dickinson and Morris Counties; it annexed into Morris County in May 1986, but this change was not submitted to the Bureau of the Census until September 1987.

**Manhattan** is in Pottawatomie and Riley Counties.

**Mulvane** is in Sedgwick and Sumner Counties.

# Appendix G.

## Establishments in Business Any Time During Year and Establishments in Business at End of Year for the State: 1992 and 1987

Table G-1. **Firms Subject to Federal Income Tax**

[Includes only establishments with payroll. For meaning of abbreviations and symbols, see introductory text. For explanation of terms and comparability of 1987 and 1992 censuses, see appendix A]

SIC code	Kind of business or operation	Establishments in business —			
		Any time during year		At end of year	
		1992	1987	1992	1987
	<b>Total</b> .....	<b>16 934</b>	<b>15 523</b>	<b>15 599</b>	<b>14 375</b>
<b>70 ex. 704</b>	<b>Hotels, rooming houses, camps, and other lodging places (except membership lodging)</b> .....	<b>483</b>	<b>460</b>	<b>428</b>	<b>415</b>
	Hotels and motels .....	440	427	391	388
7011	Hotels .....	96	120	87	112
7011 pt.	Hotels, 25 guestrooms or more .....	75	96	69	90
7011 pt.	Hotels, less than 25 guestrooms .....	21	24	18	22
7011 pt.	Motels, motor hotels, and tourist courts .....	344	307	304	276
7011 pt.	Motels, tourist courts .....	306	270	271	242
7011 pt.	Motor hotels .....	38	37	33	34
702, 3	Other lodging places .....	43	33	37	27
702	Rooming and boarding houses .....	18	14	15	11
703	Camps and recreational vehicle parks .....	25	19	22	16
<b>72</b>	<b>Personal services</b> .....	<b>2 132</b>	<b>2 096</b>	<b>1 940</b>	<b>1 913</b>
721	Laundry, cleaning, and garment services .....	531	504	481	464
7211	Power laundries, family and commercial* .....	19	18	18	17
7213	Linen supply* .....	14	20	12	15
7215	Coin-operated laundries and drycleaning .....	113	143	103	130
7216	Drycleaning plants, except rug cleaning* .....	204	190	187	182
7217	Carpet and upholstery cleaning .....	90	57	78	51
7218	Industrial launderers* .....	20	18	20	16
7212, 9	Other laundry, cleaning, and garment services* .....	71	58	63	53
722	Photographic studios, portrait .....	129	126	118	117
723, 4	Beauty and barber shops .....	932	973	846	885
723	Beauty shops .....	875	901	794	818
724	Barber shops .....	57	72	52	67
725	Shoe repair shops and shoeshine parlors .....	33	35	27	33
726	Funeral service and crematories .....	239	227	234	218
729	Miscellaneous personal services .....	268	231	234	196
7291	Tax return preparation services .....	127	125	108	106
7299	Miscellaneous personal services, n.e.c. .....	141	106	126	90
<b>73</b>	<b>Business services</b> .....	<b>2 624</b>	<b>2 164</b>	<b>2 401</b>	<b>1 998</b>
731	Advertising .....	165	144	154	133
7311	Advertising agencies .....	131	105	122	96
7312	Outdoor advertising services .....	10	8	9	8
7313	Radio, television, publishers' advertising representatives .....	11	13	10	12
7319	Advertising, n.e.c. .....	13	18	13	17
732	Consumer credit reporting agencies, mercantile reporting agencies, and adjustment and collection agencies .....	89	90	87	81
7322	Adjustment and collection services .....	65	58	63	51
7323	Credit reporting services .....	24	32	24	30
733	Mailing, reproduction, commercial art and photography, and stenographic services .....	228	244	209	224
7331	Direct mail advertising services .....	32	35	30	30
7334	Photocopying and duplicating services .....	28	48	27	47
7335, 6	Commercial photography, art, and graphics .....	110	104	99	96
7335	Commercial photography .....	30	26	27	24
7336	Commercial art and graphic design .....	80	78	72	72
7338	Secretarial and court reporting services .....	58	57	53	51
734	Services to dwellings and other buildings .....	673	515	600	481
7342	Disinfecting and pest control services .....	141	125	131	123
7349	Building cleaning and maintenance services, n.e.c. .....	532	390	469	358
735	Miscellaneous equipment rental and leasing .....	256	271	241	248
7352	Medical equipment rental and leasing .....	31	24	29	22
7353	Heavy construction equipment rental and leasing .....	24	34	21	31
7359	Equipment rental and leasing, n.e.c. .....	201	213	191	195
736	Personnel supply services .....	220	138	200	127
7361	Employment agencies .....	71	55	63	53
7363	Help supply services .....	149	83	137	74

See footnotes at end of table.

**Table G-1. Firms Subject to Federal Income Tax – Con.**

[Includes only establishments with payroll. For meaning of abbreviations and symbols, see introductory text. For explanation of terms and comparability of 1987 and 1992 censuses, see appendix A]

SIC code	Kind of business or operation	Establishments in business –			
		Any time during year		At end of year	
		1992	1987	1992	1987
<b>73</b>	<b>Business services – Con.</b>				
737	Computer programming, data processing, and other computer related services -----	398	276	364	254
7371, 2, 3	Computer programming, prepackaged software, and integrated systems -----	225	127	209	115
7371	Computer programming services -----	131	78	121	71
7372	Prepackaged software -----	41	17	41	14
7373	Computer integrated systems -----	53	32	47	30
7374, 5, 6	Data processing services -----	65	86	58	82
7374, 5	Computer processing, information retrieval -----	59	78	52	74
7376	Computer facilities management services -----	6	8	6	8
7377, 8, 9	Computer rental and leasing, maintenance, and related services, n.e.c. -----	108	63	97	57
7377	Computer rental and leasing -----	8	6	8	5
7378	Computer maintenance and repair -----	55	28	47	27
7379	Computer related services, n.e.c. -----	45	29	42	25
738	Miscellaneous business services -----	595	486	546	450
7381, 2	Detective agencies and protective services -----	93	89	86	79
7381	Detective, guard, and armored car services -----	72	68	69	59
7382	Security systems services -----	21	21	17	20
7383	News syndicates -----	4	5	4	5
7384	Photofinishing laboratories* -----	73	73	70	70
7389	Business services, n.e.c. -----	425	319	386	296
7389 pt.	Sign painting shops -----	29	26	27	22
7389 pt.	Interior designing -----	41	30	36	28
7389 pt.	Telephone answering services -----	26	25	25	24
7389 pt.	Other business services -----	329	238	298	222
<b>75</b>	<b>Automotive repair, services, and parking -----</b>	<b>1 851</b>	<b>1 721</b>	<b>1 706</b>	<b>1 583</b>
751	Automotive rental and leasing, without drivers -----	88	153	79	146
7513	Truck rental and leasing, without drivers -----	44	119	41	115
7514, 5	Passenger car rental and leasing -----	42	31	36	28
7519	Utility trailer and recreational vehicle rental -----	2	3	2	3
752	Automobile parking -----	17	30	17	29
753	Automotive repair shops -----	1 516	1 377	1 397	1 263
7532	Top, body, and upholstery repair shops and paint shops -----	462	398	422	369
7532 pt.	Top and body repair shops -----	440	382	403	354
7532 pt.	Paint shops -----	22	16	19	15
7538	General automotive repair shops -----	757	702	698	640
7538 pt.	General automotive repair shops, except diesel -----	698	644	641	586
7538 pt.	Diesel repair shops -----	59	58	57	54
7533, 4, 6, 7, 9	Other automotive repair shops -----	297	277	277	254
7533	Automotive exhaust system repair shops -----	45	45	41	45
7534	Tire retreading and repair shops -----	14	13	14	13
7536	Automotive glass replacement shops -----	72	44	68	40
7537	Automotive transmission repair shops -----	46	55	41	46
7539	Automotive repair shops, n.e.c. -----	120	120	113	110
7539 pt.	Radiator repair -----	29	29	25	24
7539 pt.	Brake, front end, and wheel alignment -----	46	45	45	44
7539 pt.	Automotive electrical and fuel system services -----	39	31	37	31
7539 pt.	Other automotive repair shops, n.e.c. -----	6	15	6	11
754	Automotive services, except repair -----	230	161	213	145
7542	Carwashes -----	140	107	127	95
7549	Automotive services, except repair and carwashes -----	90	54	86	50
<b>76</b>	<b>Miscellaneous repair services -----</b>	<b>845</b>	<b>750</b>	<b>772</b>	<b>702</b>
762	Electrical repair shops -----	245	213	226	197
7622	Radio and television repair shops -----	74	71	66	66
7623, 9	Other electrical and electronic repair shops -----	171	142	160	131
7623	Refrigeration and air-conditioning service and repair shops -----	34	31	33	30
7629	Electrical and electronic repair shops, n.e.c. -----	137	111	127	101
763	Watch, clock, and jewelry repair -----	17	16	16	16
764	Reupholstery and furniture repair -----	64	74	61	70
769	Miscellaneous repair and related services -----	519	447	469	419
7692	Welding repair -----	86	82	81	77
7694	Armature rewinding shops -----	31	32	30	31
7699	Repair shops and related services, n.e.c. -----	402	333	358	311
<b>78, 79, 84</b>	<b>Amusement and recreation services, including motion pictures and museums -----</b>	<b>1 000</b>	<b>974</b>	<b>908</b>	<b>882</b>
781, 2	Motion picture production, distribution, and services -----	42	37	38	32
783	Motion picture theaters -----	105	116	103	108
7832	Motion picture theaters, except drive-in -----	94	100	94	93
7833	Drive-in motion picture theaters -----	11	16	9	15
784	Video tape rental -----	171	175	152	159
792	Theatrical producers (except motion picture), bands, orchestras, and entertainers -----	48	29	42	28
7922	Theatrical producers (except motion picture) and miscellaneous theatrical services -----	25	11	22	11
7929	Bands, orchestras, actors, and other entertainers and entertainment groups -----	23	18	20	17
793	Bowling centers -----	106	117	93	103

See footnotes at end of table.

**G-2 APPENDIX G**

**SERVICE INDUSTRIES—GEOGRAPHIC AREA SERIES**

**Table G-1. Firms Subject to Federal Income Tax – Con.**

[Includes only establishments with payroll. For meaning of abbreviations and symbols, see introductory text. For explanation of terms and comparability of 1987 and 1992 censuses, see appendix A]

SIC code	Kind of business or operation	Establishments in business –			
		Any time during year		At end of year	
		1992	1987	1992	1987
<b>78, 79, 84</b>	<b>Amusement and recreation services, including motion pictures and museums—Con.</b>				
79 ex. 792, 3, 84	Commercial sports and other amusement and recreation services, including museums .....	528	500	480	452
794	Commercial sports .....	51	35	47	32
7941	Professional sports clubs, managers, promoters .....	10	8	9	8
7948	Racing, including track operation .....	41	27	38	24
79 ex. 792, 3, 4; 84	Other amusement and recreation services, including museums .....	477	465	433	420
791	Dance studios, schools, and halls .....	54	38	48	35
7991	Physical fitness facilities .....	83	90	73	85
7992	Public golf courses .....	32	17	32	16
7993	Coin-operated amusement devices .....	36	60	34	53
7996	Amusement parks .....	8	8	7	7
7997	Membership sports and recreation clubs .....	79	79	75	74
7999, 84	Amusement and recreation services, including museums, n.e.c. ....	185	173	164	150
<b>80</b>	<b>Health services .....</b>	<b>3 867</b>	<b>3 669</b>	<b>3 637</b>	<b>3 477</b>
801	Offices and clinics of doctors of medicine .....	1 382	1 463	1 297	1 368
8011 pt.	Offices of doctors of medicine .....	1 314	1 430	1 233	1 338
8011 pt.	General medical clinics .....	68	33	64	30
802	Offices and clinics of dentists .....	1 003	999	970	960
803	Offices and clinics of doctors of osteopathy .....	97	92	89	87
804	Offices and clinics of other health practitioners .....	781	616	735	596
8041	Offices and clinics of chiropractors .....	321	249	306	239
8042	Offices and clinics of optometrists .....	247	214	236	208
8043	Offices and clinics of podiatrists .....	55	52	50	49
8049	Offices and clinics of health practitioners, n.e.c. ....	158	101	143	100
805	Nursing and personal care facilities .....	286	257	256	240
8051	Skilled nursing care facilities .....	169	168	150	157
8052	Intermediate care facilities .....	105	71	96	67
8059	Nursing and personal care facilities, n.e.c. ....	12	18	10	16
806	Hospitals .....	17	13	17	13
807, 8, 9	Other health services .....	301	229	273	213
807	Medical and dental laboratories .....	112	121	107	115
8071	Medical laboratories .....	56	57	52	53
8072	Dental laboratories .....	56	64	55	62
808	Home health care services .....	82	31	67	26
809	Miscellaneous health and allied services, n.e.c. ....	107	77	99	72
8092	Kidney dialysis centers .....	7	4	7	4
8093	Specialty outpatient facilities, n.e.c. ....	64	48	62	45
8099	Health and allied services, n.e.c. ....	36	25	30	23
<b>81</b>	<b>Legal services .....</b>	<b>1 335</b>	<b>1 309</b>	<b>1 241</b>	<b>1 210</b>
<b>823, 4, 9</b>	<b>Selected educational services .....</b>	<b>115</b>	<b>86</b>	<b>105</b>	<b>76</b>
823	Libraries .....	7	3	7	3
824	Vocational schools .....	34	34	31	32
829	Schools and educational services, n.e.c. ....	74	49	67	41
<b>83</b>	<b>Social services .....</b>	<b>555</b>	<b>397</b>	<b>490</b>	<b>355</b>
835	Child day care services .....	380	280	335	252
832, 3, 6, 9	Other social services .....	175	117	155	103
<b>87 ex. 8733</b>	<b>Engineering, accounting, research, management, and related services (except noncommercial research organizations) .....</b>	<b>2 008</b>	<b>1 766</b>	<b>1 863</b>	<b>1 646</b>
871	Engineering, architectural, and surveying services .....	477	453	452	435
8711	Engineering services .....	293	251	279	244
8712	Architectural services .....	132	152	121	145
8713	Surveying services .....	52	50	52	46
872	Accounting, auditing, and bookkeeping services .....	850	775	782	713
873 ex. 8733	Research, development, and testing services (except noncommercial research organizations) .....	104	88	98	80
8731	Commercial physical and biological research .....	26	19	24	18
8732	Commercial economic, sociological, and educational research .....	44	37	41	31
8734	Testing laboratories .....	34	32	33	31
874	Management and public relations services .....	577	450	531	418
8741	Management services .....	189	146	176	137
8742	Management consulting services .....	230	195	211	182
8743	Public relations services .....	31	30	27	27
8744	Facilities support management services .....	7	2	7	2
8748	Business consulting services, n.e.c. ....	120	77	110	70
<b>89</b>	<b>Services, n.e.c. ....</b>	<b>119</b>	<b>131</b>	<b>108</b>	<b>118</b>

## Table G-2. Firms Exempt From Federal Income Tax

[Includes only establishments with payroll. For meaning of abbreviations and symbols, see introductory text. For explanation of terms and comparability of 1987 and 1992 censuses, see appendix A]

SIC code	Kind of business or operation	Establishments in business —			
		Any time during year		At end of year	
		1992	1987	1992	1987
	<b>Total .....</b>	<b>3 014</b>	<b>2 603</b>	<b>2 908</b>	<b>2 504</b>
<b>7032, 704</b>	<b>Camps and membership lodging .....</b>	<b>89</b>	<b>104</b>	<b>86</b>	<b>101</b>
<b>792, 7991 pt., 7997, 7999 pt., 84</b>	<b>Selected amusement, recreation, and related services .....</b>	<b>193</b>	<b>159</b>	<b>192</b>	<b>153</b>
792	Theatrical producers (except motion picture), bands, orchestras, and entertainers .....	12	12	12	11
7991 pt., 7997	Gymnasiums, athletic clubs, and membership sports and recreation clubs .....	112	98	111	94
7999 pt. 84	Fairs .....	10	8	10	8
	Museums, art galleries, and botanical and zoological gardens .....	59	41	59	40
<b>8011 pt.; 8021 pt.; 805, 6, 8, 9</b>	<b>Selected health services .....</b>	<b>371</b>	<b>332</b>	<b>365</b>	<b>332</b>
8011 pt., 8021 pt.	Clinics of doctors of medicine and dentists .....	20	22	20	22
805	Nursing and personal care facilities .....	124	101	124	101
806	Hospitals .....	145	155	144	155
808, 9	Other health services .....	82	54	77	54
808	Home health care services .....	22	16	20	16
809	Miscellaneous health and allied services, n.e.c. ....	60	38	57	38
<b>8111 pt.</b>	<b>Legal aid societies and similar legal services .....</b>	<b>19</b>	<b>18</b>	<b>19</b>	<b>18</b>
<b>823, 4, 9</b>	<b>Selected educational services .....</b>	<b>54</b>	<b>38</b>	<b>47</b>	<b>36</b>
<b>83</b>	<b>Social services .....</b>	<b>1 135</b>	<b>872</b>	<b>1 094</b>	<b>837</b>
835	Child day care services .....	205	181	188	171
832, 3, 6, 9	Other social services .....	930	691	906	666
<b>861, 2, 4, 9</b>	<b>Selected membership organizations .....</b>	<b>1 107</b>	<b>1 059</b>	<b>1 063</b>	<b>1 007</b>
861	Business associations .....	190	172	182	167
864	Civic, social, and fraternal associations .....	581	588	551	551
862, 9	Other membership organizations .....	336	299	330	289
<b>873, 4 ex. 8744</b>	<b>Research, testing, and consulting services, except facilities support management services .....</b>	<b>46</b>	<b>21</b>	<b>42</b>	<b>20</b>
873	Research, development, and testing services .....	28	16	27	16
8731	Commercial physical and biological research .....	2	3	2	3
8732	Commercial economic, sociological, and educational research .....	3	1	3	1
8733	Noncommercial research organizations .....	22	11	21	11
8734	Testing laboratories .....	1	1	1	1
874 ex. 8744	Management and public relations services, except facilities support management services .....	18	5	15	4

# Publication Program

## 1992 CENSUS OF SERVICE INDUSTRIES

Publications of the 1992 Census of Service Industries containing data on service industries establishments in the United States are described below. Publication order forms for specific reports may be obtained from any Department of Commerce district office or from Data User Services Division, Customer Services, Bureau of the Census, Washington, DC 20233-8300. The first results were issued in press releases. Final detailed statistics are issued in separate paperbound reports and compact disc-read only memory (CD-ROM).

### Final Reports

#### Geographic area series—52 reports (SC92-A-1 to -52)

A separate paperbound report containing data for establishments with payroll is published for each State, the District of Columbia, and the United States. For establishments of firms subject to Federal income tax, each State report presents general statistics on number of establishments, receipts, payroll, and employment, by varied service classifications, for the State, metropolitan areas (MA's), counties, and places with 350 service establishments or more, by kind of business. Greater kind-of-business detail is shown for larger areas. In addition, for places with 2,500 inhabitants or more and for all counties, statistics are provided on number of establishments and receipts for 10 major kind-of-business groups. For establishments of firms exempt from Federal income tax, each State report presents statistics on number of establishments, revenue, payroll, and employment by varied service classifications, for the State and MA's. Greater kind-of-business detail is shown for larger areas.

The United States Summary report presents data for the United States as a whole for establishments with payroll of firms subject to Federal income tax, as well as those exempt from Federal income tax, for detailed kind-of-business classifications. Statistics on number of establishments and receipts/revenue are also shown for States and MA's by kind of business.

For each State, the District of Columbia, and the United States, 1992 data are provided on receipts/revenue and employees per establishment and on receipts/revenue and payroll per employee. Comparative statistics showing percent changes in receipts/expenses and payroll between 1987 and 1992 also are shown.

#### Nonemployer statistics series—1 report (SC92-N-1)

This report includes data by kind of business for all establishments, establishments with payroll, and establishments without payroll for the United States and States. Also presented are statistics for establishments without payroll including number of establishments and receipts/revenue by varied service classifications for MA's.

Similar data for counties and places with 2,500 inhabitants or more are available on electronic media only.

#### Subject series—5 reports (SC92-S-1 to -5)

The *Establishment and Firm Size* report (SC92-S-1) presents data for establishments with payroll, based on size of establishment, size of company or firm, and legal form of organization. Establishment statistics are presented by receipts/revenue size and by employment size; statistics for firms, by receipts/revenue size (including concentration by largest firms), by employment size, and by number of establishments operated (single units and multiunits). Statistics are presented by kind of business on the number of establishments, receipts/revenue, payroll, and employment for the United States.

The *Capital Expenditures, Depreciable Assets, and Operating Expenses* report (SC92-S-2) presents data for firms with payroll for the United States by major kind of business. Operating expenses include annual payroll, supplemental labor costs, purchased services, etc. Receipts data also are provided.

Three other reports (*Hotels, Motels, and Other Lodging Places* (SC92-S-3), *Sources of Receipts or Revenue* (SC92-S-4), and *Miscellaneous Subjects* (SC92-S-5)) present data for the United States as a whole and, where feasible, for States and MA's.

### Electronic Media

All data included in the printed reports are available on CD-ROM. The CD-ROM's provide the same information found in the final reports as well as additional information not published in the final reports, such as ZIP Code statistics available from series SC92-Z, and nonemployer data for counties and places from series SC92-N. Electronic media products are available for users who wish to summarize, rearrange, or process large amounts of data. These products, with corresponding technical documentation, are sold by Data User Services Division, Customer Services, Bureau of the Census, Washington, DC 20233-8300.

## OTHER ECONOMIC CENSUS REPORTS

Data on retail trade, wholesale trade, financial, insurance, real estate, construction industries, manufactures, mineral industries, transportation, communications, utilities, enterprise statistics, minority-owned business enterprises, and women-owned businesses also are available from the 1992 Economic Census. A separate series of reports covers the census of outlying areas—Puerto Rico, Virgin Islands of the United States, Guam, and the Northern Marianas. Separate announcements describing these reports are available free of charge from Data User Services Division, Customer Services, Bureau of the Census, Washington, DC 20233-8300.