

# 1992

# Census of

# Service Industries


---

SC92-A-15

GEOGRAPHIC AREA SERIES

# Indiana

---



# 1992 Census of Service Industries

---

SC92-A-15

GEOGRAPHIC AREA SERIES

## Indiana

---

Issued December 1994



**U.S. Department of Commerce**  
**Ronald H. Brown**, Secretary  
**David J. Barram**, Deputy Secretary

**Economics and Statistics Administration**  
**Everett M. Ehrlich**, Under Secretary  
for Economic Affairs

**BUREAU OF THE CENSUS**  
**Martha Farnsworth Riche**, Director

---

## Acknowledgments

Many persons participated in the various activities of the 1992 Census of Service Industries. The overall planning and review of the census operations were performed by the Economic Census Staff of the Economic Planning and Coordination Division.

This report was prepared in the Services Division. **Bobby E. Russell**, Assistant Chief for Census Programs, was responsible for the overall planning, management, and coordination of the census of service industries. Planning and implementation were under the direction of **Jack B. Moody**, Chief, Service Census Branch, with primary staff assistance by **Jack R. Drago**, **Barbara S. Tinari**, **Kirk K. Degler**, **Joseph R. Fuller**, **Susan G. Baker**, **Deborah M. Stempowski**, **Brian D. Gregory**, **Theresa L. Steele**, **Chris E. Blackburn**, **Gary R. Rice**, **M. Craig Schadt**, **Arthur B. Stewart**, **Sandra K. Byrd**, and **Evelyn D. Butler**.

Systems and procedures for mailout, receipt, correspondence, data input, industry classification, other clerical processing, administrative record processing, quality control, and the associated electronic computer programs, were developed in the Economic Planning and Coordination Division.

Mailout preparation and receipt operations, clerical and analytical review activities, data keying, and geocoding review were performed by the staff of the Data Preparation Division, **Judith N. Petty**, Acting Chief.

Geographic coding procedures and associated computer programs were developed by the staff of the Geography Division.

The computer processing systems were developed and coordinated in the Economic Statistical Methods and Programming Division, **Charles P. Pautler, Jr.**, Chief. **H. Ray Dennis**, Assistant Chief for Business Programs, was responsible for design and implementation of the computer systems. The computer programs were prepared under the supervision of **William C. Wester**, Chief, Business Census Branch, and **Steven G. McCraith**, Chief, Utilities and Financial Census Branch, assisted by **Jeffrey S. Rosen**, **Barbara L. Lambert**, **Jacqueline R. Sellers**, and **Tsung C. Chu**. Additional programming assistance was provided by **Robert S. Jewett**.

Computer processing was performed in the Computer Services Division, **Marvin D. Raines**, Chief.

The staff of the Administrative and Publications Services Division, **Walter C. Odom**, Chief, performed planning, design, composition, editorial review, and printing planning and procurement for publications and report forms. **Margaret A. Smith** provided publication coordination and editing.

Special acknowledgment is also due the many businesses whose cooperation has contributed to the publication of these data.

**If you have any questions concerning the statistics in this report, call 301-457-2689.**



**Economics and Statistics  
Administration**

**Everett M. Ehrlich**, Under Secretary  
for Economic Affairs



**BUREAU OF THE CENSUS**

**Martha Farnsworth Riche**, Director  
**Harry A. Scarr**, Deputy Director

**Paula J. Schneider**, Principal Associate  
Director for Programs

**Thomas L. Mesenbourg**, Acting Associate  
Director for Economic Programs

**Thomas L. Mesenbourg**, Assistant Director  
for Economic Programs

**ECONOMIC PLANNING AND COORDINATION  
DIVISION**

**John P. Govoni**, Chief

**SERVICES DIVISION**

**Carole A. Ambler**, Chief

# Introduction to the Economic Census

## PURPOSES AND USES OF THE ECONOMIC CENSUS

The economic census is the major source of facts about the structure and functioning of the Nation's economy. It provides essential information for government, business, industry, and the general public.

The economic census furnishes an important part of the framework for such composite measures as the gross domestic product, input/output measures, production and price indexes, and other statistical series that measure short-term changes in economic conditions.

Policymaking agencies of the Federal Government use the data, especially in monitoring economic activity and providing assistance to business.

State and local governments use the data to assess business activities and tax bases within their jurisdictions and to develop programs to attract business.

Trade associations study trends in their own and competing industries and keep their members informed of market changes.

Individual businesses use the data to locate potential markets and to analyze their own production and sales performance relative to industry or area averages.

## AUTHORITY AND SCOPE

Title 13 of the United States Code (sections 131, 191, and 224) directs the Census Bureau to take the economic census every 5 years, covering years ending in 2 and 7. The 1992 Economic Census consists of the following eight censuses:

- Census of Retail Trade
- Census of Wholesale Trade
- Census of Service Industries
- Census of Financial, Insurance, and Real Estate Industries
- Census of Transportation, Communications, and Utilities
- Census of Manufactures
- Census of Mineral Industries
- Census of Construction Industries

Special programs also cover enterprise statistics and minority-owned and women-owned businesses. (The 1992 Census of Agriculture and 1992 Census of Governments are conducted separately.) The next economic census is scheduled to be taken in 1998 covering the year 1997.

## AVAILABILITY OF THE DATA

The results of the economic census are available in printed reports for sale by the U.S. Government Printing Office and on compact discs for sale by the Census Bureau. Order forms for all types of products are available on request from Customer Services, Bureau of the Census, Washington, DC 20233-8300. A more complete description of publications being issued from this census is on the inside back cover of this document.

Census facts are also widely disseminated by trade associations, business journals, and newspapers. Volumes containing census statistics are available in most major public and college libraries. Finally, State data centers in every State as well as business and industry data centers in many States also supply economic census statistics.

## WHAT'S NEW IN 1992

The 1992 Economic Census covers more of the economy than any previous census. New for 1992 are data on communications, utilities, financial, insurance, and real estate, as well as coverage of more transportation industries. The economic, agriculture, and governments censuses now collectively cover nearly 98 percent of all economic activity.

Among other changes, new 1992 definitions affect the boundaries of about a third of all metropolitan areas. Also, the Survey of Women-Owned Businesses has now been expanded to include all corporations.

## HISTORICAL INFORMATION

The economic census has been taken as an integrated program at 5-year intervals since 1967 and before that for 1963, 1958, and 1954. Prior to that time, the individual subcomponents of the economic census were taken separately at varying intervals.

The economic census traces its beginnings to the 1810 Decennial Census, when questions on manufacturing were included with those for population. Coverage of economic activities was expanded for 1840 and subsequent censuses to include mining and some commercial activities. In 1902, Congress established a permanent Census Bureau and directed that a census of manufactures be taken every 5 years. The 1905 Manufactures Census was the first time a census was taken apart from the regular every-10-year population census.

The first census of business was taken in 1930, covering 1929. Initially it covered retail and wholesale trade and construction industries, but it was broadened in 1933 to include some of the service trades.

The 1954 Economic Census was the first census to be fully integrated—providing comparable census data across economic sectors, using consistent time periods, concepts, definitions, classifications, and reporting units. It was the first census to be taken by mail, using lists of firms provided by the administrative records of other Federal agencies. Since 1963, administrative records also have been used to provide basic statistics for very small firms, reducing or eliminating the need to send them census questionnaires. The Enterprise Statistics Program, which publishes combined data from the economic census, was made possible with the implementation of the integrated census program in 1954.

The range of industries covered in the economic censuses has continued to expand. The census of construction industries began on a regular basis in 1967, and the scope of service industries was broadened in 1967, 1977, and 1987. The census of transportation began in 1963 as a set of surveys covering travel, transportation of commodities, and trucks, but expanded in 1987 to cover business establishments in several transportation industries. For 1992, these statistics are incorporated into a broadened census of transportation, communications, and utilities. Also new for 1992 is the census of financial, insurance, and real estate industries. This is part of a gradual expansion in coverage of industries previously subjected to government regulation.

The Survey of Minority-Owned Business Enterprises was first conducted as a special project in 1969 and was incorporated into the economic census in 1972 along with the Survey of Women-Owned Businesses.

An economic census has also been taken in Puerto Rico since 1909, in the Virgin Islands of the United States and Guam since 1958, and in the Commonwealth of the Northern Mariana Islands since 1982.

Statistical reports from the 1987 and earlier censuses provide historical figures for the study of long-term time series and are available in some large libraries. All of the census data published since 1967 are still available for sale on microfiche from the Census Bureau.

## AVAILABILITY OF MORE FREQUENT ECONOMIC DATA

While the census provides complete enumerations every 5 years, there are many needs for more frequent data as well. The Census Bureau conducts a number of monthly, quarterly, and annual surveys, with the results appearing in publication series such as Current Business Reports (retail and wholesale trade and service industries), the Annual Survey of Manufactures, Current Industrial Reports, and the Quarterly Financial Report. Most of these surveys, while providing more frequent observations, yield less kind-of-business and geographic detail than the census. The County Business Patterns program offers annual statistics on the number of establishments, employment, and payroll classified by industry within each county.

## SOURCES FOR MORE INFORMATION

More information about the scope, coverage, classification system, data items, and publications for each of the economic censuses and related surveys is published in the *Guide to the 1992 Economic Census and Related Statistics*. More information on the methodology, procedures, and history of the census will be published in the *History of the 1992 Economic Census*. Contact Customer Services for information on availability.

# Census of Service Industries

## GENERAL

The 1992 Census of Service Industries, part of the 1992 Economic Census, covered service industries as defined in Division I of the *Standard Industrial Classification Manual: 1987*<sup>1</sup> (SIC), except Elementary and Secondary Schools (SIC 821), Colleges, Universities, Professional Schools, and Junior Colleges (SIC 822), Labor Unions and Similar Labor Organizations (SIC 863), Political Organizations (SIC 865), Religious Organizations (SIC 866), and Private Households (SIC 881). The census also excluded governmental establishments classified in the covered industries, except for government-operated hospitals which were included.

Data are presented for establishments in the following classifications:

SIC code	Title
70	Hotels, rooming houses, camps, and other lodging places
72	Personal services
73	Business services
75	Automotive repair, services, and parking
76	Miscellaneous repair services
78	Motion pictures
79	Amusement and recreation services
80	Health services
81	Legal services
823, 4, 9	Selected educational services
83	Social services
84	Museums, art galleries, and botanical and zoological gardens
861, 2, 4, 9	Selected membership organizations
87	Engineering, accounting, research, management, and related services
89	Services, not elsewhere classified

This series of reports presents data for service establishments of firms subject to Federal income tax and (in separate tables) of firms which are exempt from Federal income tax under provisions of the Internal Revenue Code. Only establishments with some payroll during the year are included. For a more detailed explanation, see appendix A.

<sup>1</sup>*Standard Industrial Classification Manual: 1987*. For sale by Superintendent of Documents, U.S. Government Printing Office, Washington, DC 20402. Stock No. 041-001-00314-2.

Many of the "kinds of business or operation" included in this report are not thought of as commercial businesses, and the terms (such as "business," "establishment," and "firm") used to describe them may not be descriptive of such services, particularly for not-for-profit and professional services. However, these terms are applied to all "kinds of business or operation" in order to maintain conformity in the measures of the production and delivery of goods and services and in the presentation of data.

The basic tabulations in this report do not include data for establishments which are auxiliary (primary function is providing a service, such as warehousing or bookkeeping) to service establishments within the same organization. Data for auxiliaries are presented in a subsequent report issued as part of the 1992 Enterprise Statistics reports.

For the 1992 Census of Service Industries, large- and medium-size firms, plus all firms known to operate more than one establishment, were sent questionnaires to be completed and returned to the Census Bureau by mail. For most very small firms, including those with no paid employees, data from existing administrative records of other Federal agencies were used instead. These records provided basic information on location, kind of business, receipts, payroll, number of employees, and legal form of organization. In addition, more detailed information for selected kinds of business was obtained on the various questionnaires.

Appendix A gives a more detailed explanation of census coverage and methodology.

## CENSUS DISCLOSURE RULES

In accordance with Federal law governing census reports, no data are published that would disclose the operations of an individual establishment or business. However, the number of establishments in a kind-of-business classification is not considered a disclosure, so this information may be released even though other information is withheld.

## GEOGRAPHIC AREAS COVERED

This report series presents data for the following areas:

1. The United States as a whole.
2. Each State and the District of Columbia.

3. Each consolidated metropolitan statistical area (CMSA) and primary metropolitan statistical area (PMSA) defined by the Office of Management and Budget (OMB) as of June 30, 1993. A CMSA is an area used to facilitate the presentation and analysis of data for large concentrations of metropolitan populations. It includes two or more contiguous PMSA's which have a population of at least 1,000,000<sup>2</sup> and which meet specific criteria of urban character and of social and economic integration.
4. Each metropolitan statistical area (MSA) defined by the OMB as of June 30, 1993. An MSA is an integrated economic and social unit with a population nucleus of at least 50,000 inhabitants.<sup>2</sup> Each MSA consists of one or more counties meeting standards of metropolitan character; in New England, cities and towns rather than counties are the component geographic units.
5. The area within the State outside metropolitan areas (MA's).
6. Each county or county equivalent.<sup>3</sup> Counties are the primary divisions of States, except in Louisiana where they are called parishes and in Alaska where they are called boroughs and census areas. Maryland, Missouri, Nevada, and Virginia have one place or more that is independent of any county organization and constitutes primary divisions of their States. These places are treated as counties and as places.
7. Each consolidated city.<sup>3</sup> Consolidated cities are consolidated governments which consist of separately incorporated municipalities.
8. Each municipality of 2,500 inhabitants or more incorporated as a city, borough, village, or town.<sup>2 3</sup>  
  
For the economic census, boroughs and census areas in Alaska and boroughs in New York are not included in this category.
9. Special economic urban areas (SEUA's), which include townships in Michigan, New Jersey, and Pennsylvania, and towns in New York, Wisconsin, and the six New England States with 10,000 inhabitants or more.<sup>2</sup>

## DOLLAR VALUES

All dollar values presented in this report are expressed in current dollars, i.e., 1992 data are expressed in 1992 dollars and 1987 data in 1987 dollars. Consequently, when making comparisons to prior years, users of the data should consider the inflation that has occurred.

## RELIABILITY OF DATA

All data compiled in this report originated from either census questionnaires or administrative records of other Federal agencies and, therefore, are not subject to sampling errors. However, the data are subject to nonsampling

<sup>2</sup>According to the 1990 Census of Population or subsequent special census.

<sup>3</sup>Those defined as of January 1, 1992.

errors. Nonsampling errors can be attributed to many sources: inability to identify all cases in the actual universe; definition and classification difficulties; differences in the interpretation of questions; errors in recording or coding the data obtained; and other errors of collection, response, coverage, processing, and estimation for missing or misreported data.

The accuracy of these tabulated data is determined by the joint effects of the various nonsampling errors. No direct measurement of these effects has been obtained except for estimation for missing or misreported data; however, precautionary steps were taken in all phases of the collection, processing, and tabulation of the data in an effort to minimize the effects of nonsampling errors.

The Bureau of the Census obtains on computer tape limited information extracted from administrative records of other Federal agencies. This information is used in conjunction with other information available to the Census Bureau to develop estimates for nonemployers, small employers, and other establishments for which responses were not received in time for publication. For an indication of the extent that data included in these reports were obtained from the administrative records of other Federal agencies and from estimation, rather than reports directly from respondents, see appendix E. Also, see appendix A for a more detailed explanation of census coverage and methodology.

## SPECIAL TABULATIONS

Special tabulations of data collected in the 1992 Census of Service Industries may be obtained, depending on availability of time and personnel, on diskette, computer tape, or in tabular form. The data will be in summary form and subject to the same rules prohibiting disclosure of confidential information (including name, address, kind of business, or other data for individual business establishments or companies) as are the regular publications.

Special tabulations are prepared on a cost basis. A request for a cost estimate, as well as exact specifications on the type and format of the data to be provided, should be directed to the Chief, Services Division, Bureau of the Census, Washington, DC 20233.

To discuss a special tabulation before submitting specifications, call 1-800-541-8345.

## ABBREVIATIONS AND SYMBOLS

The following abbreviations and symbols are used in this publication:

- \* See kind-of-business descriptions for SIC 72 and SIC 7384 in appendix A for treatment of plant outlets.
- Represents zero.
- (D) Withheld to avoid disclosing data for individual companies; data are included in broader kind-of-business totals.



(IC)	Independent city.	<b>Symbol</b>	<b>Employment Size</b>
(NA)	Not available.		
(X)	Not applicable.	AA	0–19
CMSA	Consolidated metropolitan statistical area.	BB	20–99
MA	Metropolitan area.	CC	100–249
MSA	Metropolitan statistical area.	EE	250–499
n.e.c.	Not elsewhere classified.	FF	500–999
PMSA	Primary metropolitan statistical area.	GG	1,000–2,499
pt.	Part.	HH	2,500–4,999
r	Revised.	II	5,000–9,999
SIC	Standard Industrial Classification.	JJ	10,000–24,999

The following symbols are used in this publication to show employment size ranges for employment data that have been withheld to avoid disclosing data for individual companies (employment size range codes are provided for the first time in the 1992 Economic Census):

KK	25,000–49,999
LL	50,000–99,999
MM	100,000 or more

# Users' Guide for Locating Statistics in This Report by Table Number

Information shown in tables	Table															
	1a	1b	2a	2b	3a	3b	4	5	6	7a	7b	8a	8b	9	10	
<b>GEOGRAPHIC AREAS</b>																
The State .....	X	X	X	X	X	X	X								X	X
CMSA's and MSA's in the State .....										X	X					
PMSA's in the State .....										X	X					
Area of the State not in any CMSA, PMSA, or MSA .....												X	X			
Counties in the State .....							X		X							X
Places in the State .....							X	X						X		
<b>DATA ITEMS</b>																
Establishments .....	X	X			X	X	X	X	X	X	X	X	X	X		X
Receipts .....	X				X	X	X	X	X	X	X	X	X	X	X	X
Revenue .....		X									X		X			
Expenses .....						X										
Annual payroll .....	X	X			X	X	X	X	X	X	X	X	X	X		
First-quarter payroll .....	X	X					X	X	X	X	X	X	X	X		
Paid employees for pay period including March 12, 1992 .....	X	X			X	X	X	X	X	X	X	X	X	X		
1987 to 1992 comparative statistics .....					X	X										
Receipts per establishment .....			X													
Revenue per establishment .....				X												
Expenses per establishment .....				X												
Receipts per employee .....			X													
Revenue per employee .....				X												
Expenses per employee .....				X												
Annual payroll per employee .....			X	X												
Employees per establishment .....			X	X												
Counties ranked by volume of receipts .....																X
Places ranked by volume of receipts .....														X		

# Users' Guide for Locating Statistics in the 1992 Census of Service Industries Reports

Report and geographic area	Information shown in reports by kind of business or industry category										
	Number of establishments	Receipts/Revenue (\$1,000)	Payroll (\$1,000)	Number of employees	Selected ratios	Receipts/revenue lines	Receipts size and employment size of establishments and firms	Concentration ratios of largest firms	Single units and multi-units	Legal form of organization	Selected topics
<b>GEOGRAPHIC AREA SERIES</b>											
United States .....	X	X	X	X	X						
State .....	X	X	X	X	X						
CMSA, PMSA, MSA .....	X	X	X	X							
County .....	X	X	X	X							
Place .....	X	X	X	X							
<b>NONEMPLOYER STATISTICS SERIES</b>											
United States .....	X	X									
State .....	X	X									
CMSA, PMSA, MSA .....	X	X									
County .....	X	X									
Place .....	X	X									
<b>ESTABLISHMENT AND FIRM SIZE (INCLUDING LEGAL FORM OF ORGANIZATION)</b>											
United States .....	X	X	X	X			X	X	X	X	
<b>CAPITAL EXPENDITURES, DEPRECIABLE ASSETS, AND OPERATING EXPENSES</b>											
United States .....		X	X								X
<b>RECEIPTS/REVENUE LINES</b>											
United States .....	X	X				X					
State .....	X	X				X					
CMSA, PMSA, MSA .....	X	X				X					
<b>HOTELS, MOTELS, AND OTHER LODGING PLACES</b>											
United States .....	X	X	X	X		X					X
State .....	X	X	X	X		X					X
CMSA, PMSA, MSA .....	X	X				X					X

Report and geographic area	Information shown in reports by kind of business or industry category										
	Number of establishments	Receipts/Revenue (\$1,000)	Payroll (\$1,000)	Number of employees	Selected ratios	Receipts/revenue lines	Receipts size and employment size of establishments and firms	Concentration ratios of largest firms	Single units and multi-units	Legal form of organization	Selected topics
<b>ZIP CODES</b>											
United States .....	X	X	X	X							
State .....	X	X	X	X							
<b>MISCELLANEOUS SUBJECTS</b>											
United States .....	X	X	X	X							X
State .....	X	X									X
CMSA, PMSA, MSA .....	X	X									X

# Contents

## Indiana

[Page numbers listed here omit the prefix that appears as part of the number of each page]

	Page
Introduction to the Economic Census .....	III
Census of Service Industries .....	V
Users' Guide for Locating Statistics in This Report by Table Number .....	VIII
Users' Guide for Locating Statistics in the 1992 Census of Service Industries Reports ...	IX
Summary of Findings .....	2

### FIGURES

1. Percent Change in Receipts and Annual Payroll for Establishments of Firms Subject to Federal Income Tax: 1987 to 1992 .....	3
2. Annual Payroll per Employee for Establishments of Firms Subject to Federal Income Tax: 1992 and 1987 .....	4
Maps .....	5

### TABLES

1a. Summary Statistics for Firms Subject to Federal Income Tax for the State: 1992 ..	7
1b. Summary Statistics for Firms Exempt From Federal Income Tax for the State: 1992 .....	11
2a. Selected Ratios for Firms Subject to Federal Income Tax for the State: 1992 .....	12
2b. Selected Ratios for Firms Exempt From Federal Income Tax for the State: 1992 ..	15
3a. Comparative Statistics for Firms Subject to Federal Income Tax for the State: 1992 and 1987 .....	15
3b. Comparative Statistics for Firms Exempt From Federal Income Tax for the State: 1992 and 1987 .....	19
4. Summary Statistics for Firms Subject to Federal Income Tax for Counties and for Places With 2,500 Inhabitants or More: 1992 .....	20
5. Summary Statistics for Firms Subject to Federal Income Tax for Places With 350 Establishments or More: 1992 .....	28
6. Summary Statistics for Firms Subject to Federal Income Tax for Counties With 350 Establishments or More: 1992 .....	50
7a. Summary Statistics for Firms Subject to Federal Income Tax for Metropolitan Areas: 1992 .....	79
7b. Summary Statistics for Firms Exempt From Federal Income Tax for Metropolitan Areas: 1992 .....	114
8a. Summary Statistics for Firms Subject to Federal Income Tax for the Area Outside Metropolitan Areas: 1992 .....	123
8b. Summary Statistics for Firms Exempt From Federal Income Tax for the Area Outside Metropolitan Areas: 1992 .....	126
9. Places With 2,500 Inhabitants or More Ranked by Volume of Receipts of Firms Subject to Federal Income Tax: 1992 .....	127
10. Counties Ranked by Volume of Receipts of Firms Subject to Federal Income Tax: 1992 .....	128

### APPENDIXES

A. General Explanation .....	A-1
B. Sample Report Form and Instructions .....	B-1
C. Kind-of-Business Titles and Reporting-Form Numbers .....	C-1
D. Metropolitan Areas .....	D-1
E. Percent of Receipts/Revenue Based on Administrative Records and Estimation for the State: 1992 .....	E-1
F. Geographic Notes .....	F-1
G. Establishments in Business Any Time During Year and Establishments in Business at End of Year for the State: 1992 and 1987 .....	G-1

Publication Program .....

Inside back cover

## Summary of Findings

---

### FIRMS SUBJECT TO FEDERAL INCOME TAX

Data from the 1992 Census of Service Industries show that Indiana's 34,503 service industries establishments of firms with payroll that were subject to Federal income tax had receipts totaling \$17.5 billion. The 1992 data represent an increase of 56.6 percent in receipts for the State since 1987.

For establishments with payroll in 1992, receipts of offices and clinics of medical doctors totaled \$2.8 billion, compared with \$1.8 billion in 1987. Other leading service kinds of business in 1992 were nursing and personal care facilities with \$1.2 billion in receipts, legal services with \$995.8 million, and computer programming, data processing, and other computer related services with \$857.9 million.

There were 354,629 paid employees (full- and part-time) working in service industries in the State as of mid-March 1992, compared with 282,483 employees in 1987. Large employers included help supply services with 42,733 employees, nursing and personal care facilities with 42,152 employees, and offices and clinics of doctors of medicine with 29,229 employees.

### ORGANIZATIONS EXEMPT FROM FEDERAL INCOME TAX

Data for the census show that Indiana's 5,176 service industries establishments of firms and other organizations with payroll that were exempt from Federal income tax had revenue totaling \$9.0 billion and expenses of \$8.5 billion in 1992. The 1992 data represent an increase of 66.5 percent in expenses since 1987.

For establishments with payroll in 1992, revenue of hospitals totaled \$6.2 billion, compared with \$3.8 billion in 1987. Other leading classifications in 1992 were civic, social, and fraternal associations with revenue of \$439.4 million, and nursing and personal care facilities with \$288.5 million.

There were 180,211 paid employees (full- and part-time) as of mid-March 1992, compared with 149,886 employees in 1987. Hospitals had 108,347 employees; civic, social, and fraternal associations, 11,548 employees; and nursing and personal care facilities, 10,347 employees.

Figure 1. **Percent Change in Receipts and Annual Payroll for Establishments of Firms Subject to Federal Income Tax: 1987 to 1992**

(Includes only establishments with payroll. For meaning of abbreviations and symbols, see introductory text)

Receipts   
Payroll 

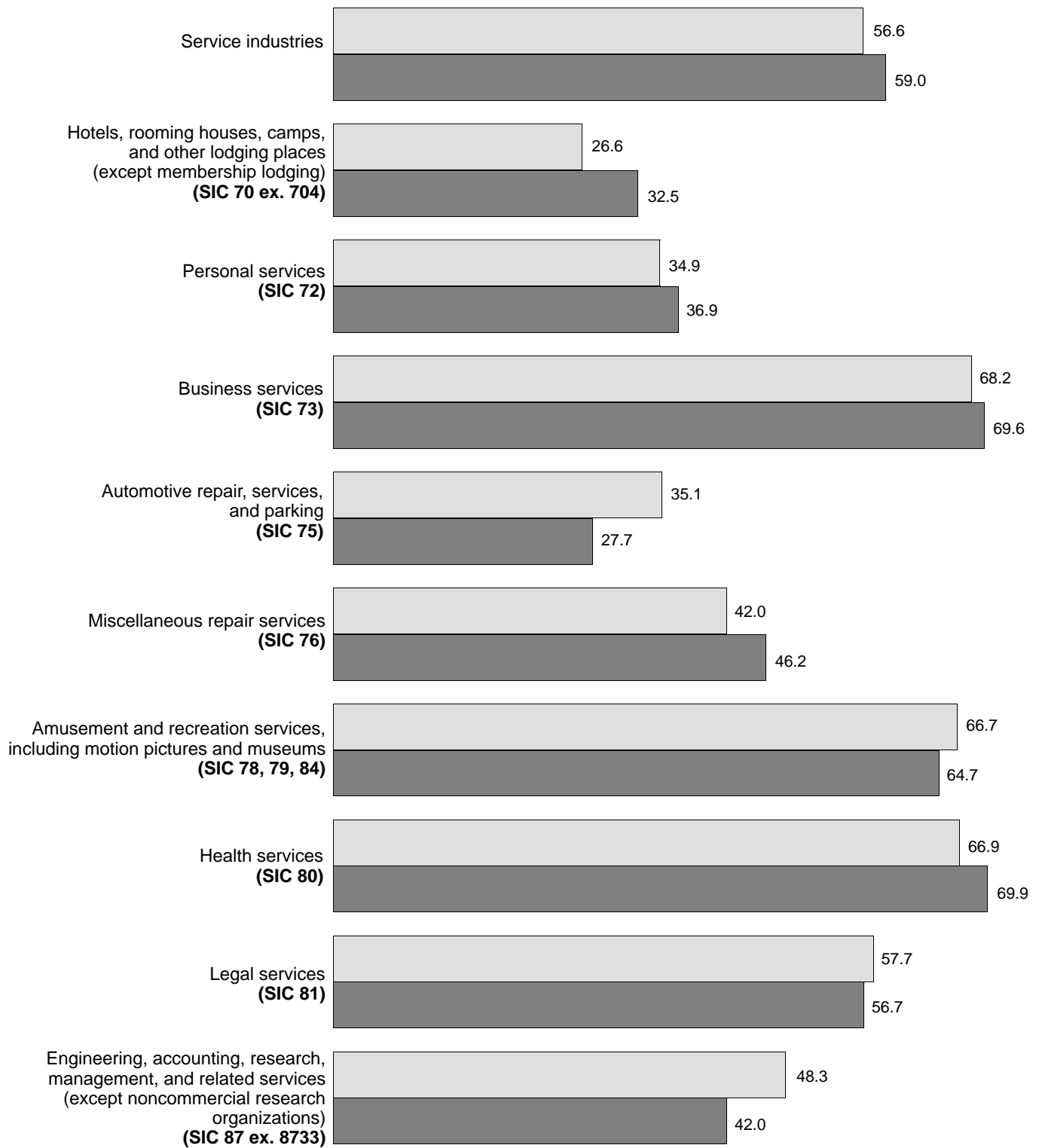


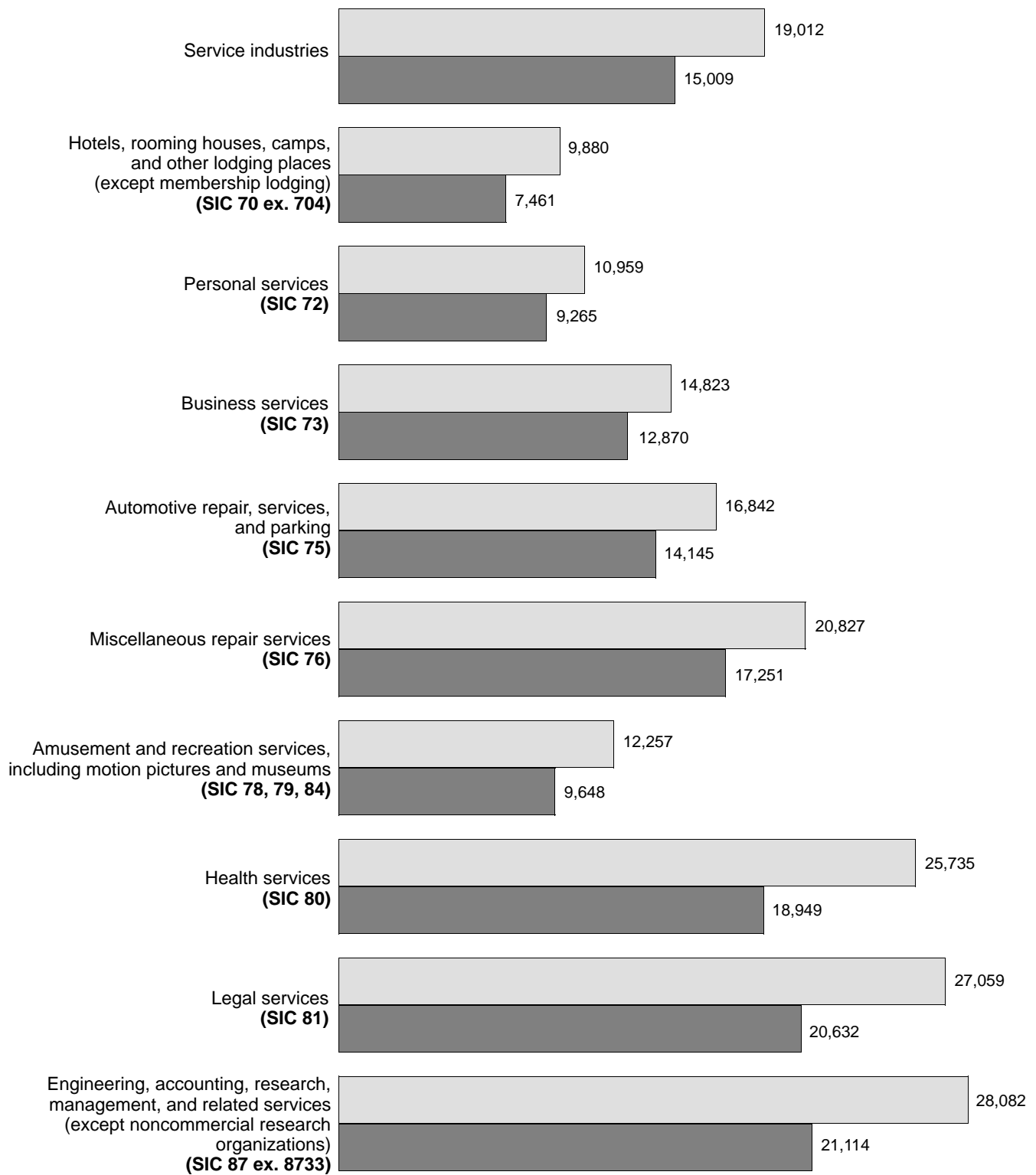


Figure 2. **Annual Payroll per Employee for Establishments of Firms Subject to Federal Income Tax: 1992 and 1987**

(In dollars. For meaning of abbreviations and symbols, see introductory text)

1992   
1987 







**Table 1a. Summary Statistics for Firms Subject to Federal Income Tax for the State: 1992**

[Includes only establishments with payroll. For meaning of abbreviations and symbols, see introductory text. For explanation of terms and comparability of 1987 and 1992 censuses, see appendix A]

SIC code	Kind of business or operation	Establishments (number)	Receipts (\$1,000)	Annual payroll (\$1,000)	First-quarter payroll (\$1,000)	Paid employees for pay period including March 12 (number)
	<b>Total</b> .....	<b>34 503</b>	<b>17 548 229</b>	<b>6 742 234</b>	<b>1 505 019</b>	<b>354 629</b>
<b>70 ex. 704</b>	<b>Hotels, rooming houses, camps, and other lodging places (except membership lodging)</b> .....	<b>702</b>	<b>653 526</b>	<b>178 740</b>	<b>40 285</b>	<b>18 091</b>
	Hotels and motels .....	595	632 940	174 722	39 624	17 726
7011	Hotels .....	212	390 159	112 226	25 525	10 953
7011 pt.	Hotels, 25 guestrooms or more .....	177	384 589	110 868	25 241	10 753
7011 pt.	Hotels, less than 25 guestrooms .....	35	5 570	1 358	284	2 200
7011 pt.	Motels, motor hotels, and tourist courts .....	383	242 781	62 496	14 099	6 773
7011 pt.	Motels, tourist courts .....	314	150 230	35 634	7 941	4 103
7011 pt.	Motor hotels .....	69	92 551	26 862	6 158	2 670
702, 3	Other lodging places .....	107	20 586	4 018	661	365
702	Rooming and boarding houses .....	19	2 218	399	97	62
703	Camps and recreational vehicle parks .....	88	18 368	3 619	564	303
7032	Sporting and recreational camps .....	19	5 180	1 448	285	166
7033	Recreational vehicle parks and campsites .....	69	13 188	2 171	279	137
<b>72</b>	<b>Personal services</b> .....	<b>4 489</b>	<b>921 084</b>	<b>316 565</b>	<b>74 854</b>	<b>28 887</b>
721	Laundry, cleaning, and garment services .....	1 256	352 662	123 108	28 022	10 203
7211	Power laundries, family and commercial* .....	27	20 205	9 556	2 291	742
7213	Linen supply* .....	22	20 960	7 891	1 780	510
7215	Coin-operated laundries and drycleaning .....	387	46 399	11 706	2 750	1 671
7215 pt.	Coin-operated laundries and drycleaning stores .....	377	42 683	11 333	2 667	1 644
7215 pt.	Coin-operated laundry routes .....	10	3 716	373	83	27
7216	Drycleaning plants, except rug cleaning* .....	457	102 078	40 255	9 624	3 922
7217	Carpet and upholstery cleaning .....	204	31 528	10 853	2 053	976
7218	Industrial laundries* .....	41	118 232	38 252	8 518	1 969
7212, 9	Other laundry, cleaning, and garment services* .....	118	13 260	4 595	1 006	413
7212	Garment pressing, and agents for laundries and drycleaners .....	36	4 516	1 695	364	141
7219	Laundry and garment services, n.e.c.* .....	82	8 744	2 900	642	272
722	Photographic studios, portrait .....	299	66 370	15 782	3 137	1 222
723, 4	Beauty and barber shops .....	1 717	194 659	86 656	20 156	8 437
723	Beauty shops .....	1 651	188 465	84 110	19 561	8 240
724	Barber shops .....	66	6 194	2 546	595	197
725	Shoe repair shops and shoeshine parlors .....	56	4 622	1 435	387	117
726	Funeral service and crematories .....	530	204 328	58 367	13 038	2 606
729	Miscellaneous personal services .....	631	98 443	31 217	10 114	6 302
7291	Tax return preparation services .....	198	29 492	12 968	5 778	3 662
7299	Miscellaneous personal services, n.e.c. .....	433	68 951	18 249	4 336	2 640
7299 pt.	Massage parlors, tanning salons, and saunas .....	181	11 155	2 852	663	719
7299 pt.	Other personal services .....	252	57 796	15 397	3 673	1 921
7299 pt.	Diet and weight reducing services .....	98	31 603	8 047	2 103	1 180
7299 pt.	Formal wear rental .....	55	11 635	3 248	630	308
7299 pt.	Other personal services, n.e.c. .....	99	14 558	4 102	940	433
<b>73</b>	<b>Business services</b> .....	<b>5 480</b>	<b>3 580 614</b>	<b>1 490 601</b>	<b>343 560</b>	<b>100 562</b>
731	Advertising .....	315	186 550	53 764	13 194	1 959
7311	Advertising agencies .....	226	103 522	38 050	9 428	1 320
7312	Outdoor advertising services .....	30	58 111	9 791	2 339	312
7313	Radio, television, publishers' advertising representatives .....	32	13 339	3 635	832	138
7313 pt.	Radio, television advertising representatives .....	15	4 800	1 390	302	47
7313 pt.	Publishers' advertising representatives .....	17	8 539	2 245	530	91
7319	Advertising, n.e.c. .....	27	11 578	2 288	595	189
732	Consumer credit reporting agencies, mercantile reporting agencies, and adjustment and collection agencies .....	175	96 123	32 208	7 695	1 732
7322	Adjustment and collection services .....	144	65 840	25 159	6 060	1 371
7323	Credit reporting services .....	31	30 283	7 049	1 635	361
733	Mailing, reproduction, commercial art and photography, and stenographic services .....	445	188 275	56 940	14 033	2 940
7331	Direct mail advertising services .....	38	60 875	15 936	3 981	840
7331 pt.	Mailing list compilers, brokers, and managers .....	7	1 427	317	98	25
7331 pt.	Direct mail advertising services, except mailing list services .....	31	59 448	15 619	3 883	815
7334	Photocopying and duplicating services .....	50	30 036	8 880	2 142	508
7334 pt.	Blueprinting and photocopying services .....	46	29 766	8 765	2 106	499
7334 pt.	Duplicating services, except printing and photocopying .....	4	270	115	36	9
7335, 6	Commercial photography, art, and graphics .....	253	81 175	27 237	6 768	1 275
7335	Commercial photography .....	78	22 329	7 066	1 782	356
7336	Commercial art and graphic design .....	175	58 846	20 171	4 986	919
7336 pt.	Commercial art .....	45	16 116	5 323	1 218	208
7336 pt.	Graphic arts and related design .....	130	42 730	14 848	3 768	711
7338	Secretarial and court reporting services .....	104	16 189	4 887	1 142	317
734	Services to dwellings and other buildings .....	1 202	289 476	133 890	30 907	14 202
7342	Disinfecting and pest control services .....	170	56 367	20 972	4 320	1 104
7349	Building cleaning and maintenance services, n.e.c. .....	1 032	233 109	112 918	26 587	13 098
735	Miscellaneous equipment rental and leasing .....	599	395 249	96 155	21 811	4 458
7352	Medical equipment rental and leasing .....	66	100 612	20 496	4 957	981
7353	Heavy construction equipment rental and leasing .....	62	66 722	18 957	3 948	604
7353 pt.	Rental and leasing of heavy construction equipment without operators .....	39	33 733	7 417	1 705	244
7353 pt.	Rental and leasing of heavy construction equipment with operators .....	23	32 989	11 540	2 243	360
7359	Equipment rental and leasing, n.e.c. .....	471	227 915	56 702	12 906	2 873
7359 pt.	Equipment rental .....	411	187 074	49 052	11 103	2 478
7359 pt.	Rent-to-own .....	184	79 615	16 010	3 757	939
7359 pt.	Equipment rental, except rent-to-own .....	227	107 459	33 042	7 346	1 539
7359 pt.	Equipment leasing, except finance leasing .....	60	40 841	7 650	1 803	395

**Table 1a. Summary Statistics for Firms Subject to Federal Income Tax for the State: 1992—Con.**

[Includes only establishments with payroll. For meaning of abbreviations and symbols, see introductory text. For explanation of terms and comparability of 1987 and 1992 censuses, see appendix A]

SIC code	Kind of business or operation	Establishments (number)	Receipts (\$1,000)	Annual payroll (\$1,000)	First-quarter payroll (\$1,000)	Paid employees for pay period including March 12 (number)
<b>73</b>	<b>Business services—Con.</b>					
736	Personnel supply services -----	548	666 636	480 457	101 852	44 074
7361	Employment agencies -----	181	49 581	27 350	6 110	1 341
7363	Help supply services -----	367	617 055	453 107	95 742	42 733
7363 pt.	Temporary help supply -----	273	416 651	302 877	63 399	35 784
7363 pt.	Help supply, except temporary -----	94	200 404	150 230	32 343	6 949
7363 pt.	Employee leasing -----	60	150 054	113 272	22 797	5 005
7363 pt.	Other help supply services -----	34	50 350	36 958	9 546	1 944
737	Computer programming, data processing, and other computer related services -----	841	857 944	323 632	79 315	10 286
7371, 2, 3	Computer programming, prepackaged software, and integrated systems -----	493	413 066	155 208	36 068	4 148
7371	Computer programming services -----	317	173 968	81 980	18 914	2 190
7372	Prepackaged software -----	79	124 620	39 792	9 199	1 013
7373	Computer integrated systems -----	97	114 478	33 436	7 955	945
7374, 5, 6	Data processing services -----	160	336 249	134 628	35 219	5 099
7374, 5	Computer processing, information retrieval -----	147	301 196	120 042	31 836	4 713
7374	Computer processing and data preparation and processing services -----	135	289 874	114 412	30 665	4 471
7375	Information retrieval services -----	12	11 322	5 630	1 171	242
7376	Computer facilities management services -----	13	35 053	14 586	3 383	386
7377, 8, 9	Computer rental and leasing, maintenance, and related services, n.e.c. -----	188	108 629	33 796	8 028	1 039
7377	Computer rental and leasing -----	8	6 369	1 452	355	55
7378	Computer maintenance and repair -----	78	74 568	20 100	5 008	606
7379	Computer related services, n.e.c. -----	102	27 992	12 244	2 665	378
7379 pt.	Computer consultants -----	83	21 763	10 563	2 328	307
7379 pt.	Miscellaneous computer services, n.e.c. -----	19	5 929	1 681	337	71
738	Miscellaneous business services -----	1 355	900 361	313 555	74 753	20 911
7381, 2	Detective agencies and protective services -----	271	160 956	87 998	20 849	8 367
7381	Detective, guard, and armored car services -----	221	115 996	71 608	16 887	7 503
7381 pt.	Detective agencies and guard services -----	207	104 928	66 674	15 744	7 250
7381 pt.	Armored car services -----	14	10 968	4 934	1 143	253
7382	Security systems services -----	50	45 060	16 390	3 962	864
7383	News syndicates -----	4	(D)	(D)	(D)	BB
7384	Photofinishing laboratories* -----	132	108 712	29 286	6 603	1 641
7384 pt.	Photofinishing laboratories, except "one-hour" (mini) labs* -----	55	93 028	25 835	5 860	1 339
7384 pt.	One-hour (mini) photofinishing* -----	77	15 684	3 451	743	302
7389	Business services, n.e.c. -----	948	(D)	(D)	(D)	JJ
7389 pt.	Sign painting shops -----	61	10 311	3 154	696	201
7389 pt.	Interior designing -----	89	26 128	5 871	1 455	320
7389 pt.	Telephone answering services -----	51	13 434	5 608	1 383	572
7389 pt.	Other business services -----	747	(D)	(D)	(D)	II
7389 pt.	Water softening and conditioning services -----	98	59 052	17 624	4 056	820
7389 pt.	Packaging and labeling services -----	54	96 091	21 917	5 696	1 485
7389 pt.	Trading stamp services -----	1	(D)	(D)	(D)	AA
7389 pt.	Miscellaneous business services -----	594	418 955	140 894	33 714	7 469
7389 pt.	Convention and trade show services -----	53	33 548	10 147	2 372	518
7389 pt.	Private mail centers -----	25	5 302	1 200	261	173
7389 pt.	Miscellaneous business services, n.e.c. -----	516	380 105	129 547	31 081	6 778
<b>75</b>	<b>Automotive repair, services, and parking -----</b>	<b>3 843</b>	<b>1 485 445</b>	<b>345 504</b>	<b>82 255</b>	<b>20 514</b>
751	Automotive rental and leasing, without drivers -----	248	389 738	53 587	12 388	2 832
7513	Truck rental and leasing, without drivers -----	138	242 739	30 987	7 238	1 493
7513 pt.	Truck rental, without drivers -----	61	69 180	10 198	2 417	476
7513 pt.	Truck leasing, except finance leasing -----	77	173 559	20 789	4 821	1 017
7514, 5	Passenger car rental and leasing -----	102	143 251	22 052	5 086	1 310
7514	Passenger car rental -----	86	121 542	19 056	4 423	1 219
7515	Passenger car leasing -----	16	21 709	2 996	663	91
7519	Utility trailer and recreational vehicle rental -----	8	3 748	548	64	29
752	Automobile parking -----	74	26 230	3 343	832	299
7521 pt.	Parking lots -----	36	7 747	1 112	274	107
7521 pt.	Parking structures -----	38	18 483	2 231	558	192
753	Automotive repair shops -----	2 901	914 700	243 755	58 222	12 908
7532	Top, body, and upholstery repair shops and paint shops -----	894	341 700	92 340	22 320	4 737
7532 pt.	Top and body repair shops -----	815	319 312	84 537	20 611	4 341
7532 pt.	Paint shops -----	79	22 388	7 803	1 709	396
7538	General automotive repair shops -----	1 298	335 259	88 048	20 909	4 930
7538 pt.	General automotive repair shops, except diesel -----	1 141	272 951	69 852	16 688	4 022
7538 pt.	Diesel repair shops -----	157	62 308	18 196	4 221	908
7533, 4, 6, 7, 9	Other automotive repair shops -----	709	237 741	63 367	14 993	3 241
7533	Automotive exhaust system repair shops -----	184	64 944	16 080	3 623	857
7534	Tire retreading and repair shops -----	44	35 829	7 805	1 656	336
7536	Automotive glass replacement shops -----	110	37 996	10 142	2 604	507
7537	Automotive transmission repair shops -----	131	37 817	12 683	3 050	599
7539	Automotive repair shops, n.e.c. -----	240	61 155	16 657	4 060	942
7539 pt.	Radiator repair -----	67	14 186	3 339	826	186
7539 pt.	Brake, front end, and wheel alignment -----	86	29 013	8 441	1 987	442
7539 pt.	Automotive electrical and fuel system services -----	59	12 206	3 253	838	218
7539 pt.	Carburetor repair shops -----	23	4 389	1 186	298	76
7539 pt.	Automotive electrical repair shops -----	36	7 817	2 067	540	142
7539 pt.	Other automotive repair shops, n.e.c. -----	28	5 750	1 624	409	96
754	Automotive services, except repair -----	620	154 777	44 819	10 813	4 475
7542	Carwashes -----	325	65 972	19 590	4 739	2 532
7549	Automotive services, except repair and carwashes -----	295	88 805	25 229	6 074	1 943
7549 pt.	Lubrication shops -----	161	53 912	14 077	3 319	1 186
7549 pt.	Other automotive services -----	134	34 893	11 152	2 755	757
7549 pt.	Towing services -----	92	26 183	8 587	2 154	562
7549 pt.	Other automotive services, n.e.c. -----	42	8 710	2 565	601	195

**Table 1a. Summary Statistics for Firms Subject to Federal Income Tax for the State: 1992—Con.**

[Includes only establishments with payroll. For meaning of abbreviations and symbols, see introductory text. For explanation of terms and comparability of 1987 and 1992 censuses, see appendix A]

SIC code	Kind of business or operation	Establishments (number)	Receipts (\$1,000)	Annual payroll (\$1,000)	First-quarter payroll (\$1,000)	Paid employees for pay period including March 12 (number)
<b>76</b>	<b>Miscellaneous repair services</b>	<b>1 569</b>	<b>637 950</b>	<b>201 749</b>	<b>47 345</b>	<b>9 687</b>
762	Electrical repair shops	440	187 277	64 915	15 618	3 445
7622	Radio and television repair shops	146	40 287	13 336	3 270	808
7623, 9	Other electrical and electronic repair shops	294	146 990	51 579	12 348	2 637
7623	Refrigeration and air-conditioning service and repair shops	54	37 147	10 306	2 257	342
7629	Electrical and electronic repair shops, n.e.c.	240	109 843	41 273	10 091	2 295
763	Watch, clock, and jewelry repair	26	2 829	729	155	55
764	Reupholstery and furniture repair	149	20 067	6 474	1 457	495
769	Miscellaneous repair and related services	954	427 777	129 631	30 115	5 692
7692	Welding repair	138	30 122	8 529	1 834	485
7694	Armature rewinding shops	62	91 864	27 691	6 818	952
7699	Repair shops and related services, n.e.c.	754	305 791	93 411	21 463	4 255
7699 pt.	Farm machinery and equipment repair	47	10 806	2 277	542	143
7699 pt.	Lawnmower and other small gasoline engine repair	78	15 536	3 317	729	211
7699 pt.	Sewer and septic tank cleaning services	81	26 120	9 525	2 208	490
7699 pt.	Other repair and related services, n.e.c.	548	253 329	78 292	17 984	3 411
<b>78, 79, 84</b>	<b>Amusement and recreation services, including motion pictures and museums</b>	<b>2 379</b>	<b>988 049</b>	<b>251 939</b>	<b>52 057</b>	<b>20 555</b>
781, 2	Motion picture production, distribution, and services	94	164 922	15 469	3 655	605
7812 pt.	Motion picture production, except for television	43	13 761	4 711	1 131	178
7812 pt.	Motion picture and tape production for television	14	(D)	(D)	(D)	BB
7819	Services allied to motion picture production	24	13 178	4 032	936	172
7822 pt.	Motion picture film and tape distributors	11	133 337	5 329	1 311	207
7822 pt.	Motion picture film exchanges	4	1 228	180	39	13
7822 pt.	Video tape wholesalers	7	132 109	5 149	1 272	194
7822 pt.	Film and tape distribution for television	1	(D)	(D)	(D)	AA
7829	Services allied to motion picture distribution	1	(D)	(D)	(D)	AA
783	Motion picture theaters	172	89 421	13 972	3 343	2 216
7832	Motion picture theaters, except drive-in	148	85 343	13 071	3 248	2 155
7833	Drive-in motion picture theaters	24	4 078	901	95	61
784	Video tape rental	613	117 881	23 997	5 458	3 375
792	Theatrical producers (except motion picture), bands, orchestras, and entertainers	94	83 181	11 801	2 584	586
7922	Theatrical producers (except motion picture) and miscellaneous theatrical services	35	33 263	6 005	1 535	263
7922 pt.	Producers of live theatrical productions	8	(D)	(D)	(D)	BB
7922 pt.	Producers of radio and television shows, except tape producers	6	4 971	1 611	326	34
7922 pt.	Artists' and entertainers' managers or agents, concert bureaus, booking agents	11	5 501	2 427	778	98
7922 pt.	Other theatrical services	10	(D)	(D)	(D)	BB
7929	Bands, orchestras, actors, and other entertainers and entertainment groups	59	49 918	5 796	1 049	323
7929 pt.	Dance groups and artists	2	(D)	(D)	(D)	AA
7929 pt.	Symphony orchestras, opera companies, and chamber music organizations	—	—	—	—	—
7929 pt.	Other music and entertainment presentations	57	(D)	(D)	(D)	EE
7929 pt.	Other music groups and artists	27	31 833	3 246	665	125
7929 pt.	Other entertainers and entertainment groups	30	(D)	(D)	(D)	CC
793	Bowling centers	191	73 841	20 796	5 751	2 796
79 ex. 792, 3, 84	Commercial sports and other amusement and recreation services, including museums	1 215	458 803	165 904	31 266	10 977
794	Commercial sports	78	113 886	74 590	12 537	1 273
7941	Professional sports clubs, managers, promoters	25	47 681	63 334	10 173	833
7941 pt.	Baseball clubs	1	(D)	(D)	(D)	CC
7941 pt.	Football clubs	1	(D)	(D)	(D)	BB
7941 pt.	Other professional sports clubs	3	(D)	(D)	(D)	EE
7941 pt.	Managers and promoters	20	12 182	2 874	669	100
7948	Racing, including track operation	53	66 205	11 256	2 364	440
7948 pt.	Auto racetrack operation	17	24 935	3 640	667	187
7948 pt.	Horse racetrack operation	—	—	—	—	—
7948 pt.	Dog racetrack operation	—	—	—	—	—
7948 pt.	Racing stables and racing, n.e.c.	36	41 270	7 616	1 697	253
79 ex. 792, 3, 4, 84	Other amusement and recreation services, including museums	1 137	344 917	91 314	18 729	9 704
791	Dance studios, schools, and halls	116	11 432	3 467	978	615
7991	Physical fitness facilities	185	44 121	13 062	3 367	1 980
7991 pt.	Physical fitness centers, except gymnasiums and athletic clubs	167	41 572	12 307	3 182	1 874
7991 pt.	Gymnasiums and athletic clubs	18	2 549	755	185	106
7992	Public golf courses	154	53 927	14 970	2 117	1 114
7993	Coin-operated amusement devices	101	34 259	6 305	1 612	503
7996	Amusement parks	26	26 222	8 022	862	329
7997	Membership sports and recreation clubs	148	64 507	21 550	4 317	1 948
7999, 84	Amusement and recreation services, including museums, n.e.c.	407	110 449	23 938	5 476	3 215
7999 pt.	Concession operators of amusement devices and rides	16	3 231	412	76	45
7999 pt.	Carnivals, circuses, and fairs	9	4 097	686	96	44
7999 pt.	Carnivals and circuses	8	(D)	(D)	(D)	BB
7999 pt.	Fairs	1	(D)	(D)	(D)	AA
7999 pt., 84	Other recreation and amusements, including museums	382	103 121	22 840	5 304	3 126
84	Museums, art galleries, and botanical and zoological gardens	5	(D)	(D)	(D)	BB
841	Museums and art galleries	3	(D)	(D)	(D)	BB
842	Arboreta and botanical or zoological gardens	2	(D)	(D)	(D)	AA
7999 pt.	Roller skating rinks	51	10 055	2 693	723	597
7999 pt.	Ice skating rinks	3	(D)	(D)	(D)	CC
7999 pt.	Other amusement and recreation services, n.e.c.	323	88 907	18 789	4 245	2 385

**Table 1a. Summary Statistics for Firms Subject to Federal Income Tax for the State: 1992—Con.**

[Includes only establishments with payroll. For meaning of abbreviations and symbols, see introductory text. For explanation of terms and comparability of 1987 and 1992 censuses, see appendix A]

SIC code	Kind of business or operation	Establishments (number)	Receipts (\$1,000)	Annual payroll (\$1,000)	First-quarter payroll (\$1,000)	Paid employees for pay period including March 12 (number)
<b>80</b>	<b>Health services</b> .....	<b>8 705</b>	<b>6 089 923</b>	<b>2 745 636</b>	<b>584 049</b>	<b>106 687</b>
801	Offices and clinics of doctors of medicine .....	3 744	2 829 577	1 449 817	286 581	29 229
8011 pt.	Offices of doctors of medicine .....	3 656	2 720 346	1 403 224	276 149	28 082
8011 pt.	General medical clinics .....	88	109 231	46 593	10 432	1 147
802	Offices and clinics of dentists .....	2 177	640 283	228 100	50 030	11 022
8021 pt.	Offices of dentists .....	2 167	635 763	226 103	49 598	10 961
8021 pt.	Dental clinics .....	10	4 520	1 997	432	61
803	Offices and clinics of doctors of osteopathy .....	142	54 594	24 615	4 879	796
8031 pt.	Offices of osteopathic physicians .....	135	52 427	23 625	4 579	753
8031 pt.	Osteopathic clinics .....	7	2 167	990	300	43
804	Offices and clinics of other health practitioners .....	1 340	357 841	123 033	25 781	5 658
8041	Offices and clinics of chiropractors .....	436	98 161	28 856	6 207	1 422
8042	Offices and clinics of optometrists .....	463	133 059	35 972	8 042	1 924
8043	Offices and clinics of podiatrists .....	166	41 792	16 546	2 846	633
8049	Offices and clinics of health practitioners, n.e.c. ....	275	84 829	41 659	8 686	1 679
805	Nursing and personal care facilities .....	637	1 241 672	555 498	134 936	42 152
8051	Skilled nursing care facilities .....	391	946 839	422 999	103 020	31 542
8052	Intermediate care facilities .....	215	277 537	125 114	30 302	10 074
8059	Nursing and personal care facilities, n.e.c. ....	31	17 296	7 385	1 614	536
806	Hospitals .....	26	362 531	115 594	27 516	5 274
8062	General medical and surgical hospitals .....	5	169 002	57 542	13 084	2 747
8063, 9	Specialty hospitals .....	21	193 529	58 052	14 432	2 527
8063	Psychiatric hospitals .....	17	153 981	45 625	11 330	1 998
8069	Specialty hospitals, except psychiatric .....	4	39 548	12 427	3 102	529
807, 8, 9	Other health services .....	639	603 425	248 979	54 326	12 556
807	Medical and dental laboratories .....	318	282 732	108 719	23 991	3 821
8071	Medical laboratories .....	172	239 552	89 394	19 446	2 778
8072	Dental laboratories .....	146	43 180	19 325	4 545	1 043
808	Home health care services .....	152	173 804	87 468	19 080	6 579
809	Miscellaneous health and allied services, n.e.c. ....	169	146 899	52 792	11 255	2 156
8092	Kidney dialysis centers .....	13	32 984	5 814	1 302	218
8093	Specialty outpatient facilities, n.e.c. ....	93	82 969	36 369	7 616	1 287
8099	Health and allied services, n.e.c. ....	63	30 936	10 609	2 337	651
<b>81</b>	<b>Legal services</b> .....	<b>2 450</b>	<b>995 782</b>	<b>297 190</b>	<b>65 582</b>	<b>10 983</b>
<b>823, 4, 9</b>	<b>Selected educational services</b> .....	<b>196</b>	<b>55 687</b>	<b>20 862</b>	<b>4 680</b>	<b>1 543</b>
823	Libraries .....	3	195	76	15	13
824	Vocational schools .....	66	28 820	11 962	2 682	811
8243	Data processing schools .....	19	2 484	1 150	225	60
8244	Business and secretarial schools .....	12	9 024	4 144	970	343
8249	Vocational schools, n.e.c. ....	35	17 312	6 668	1 487	408
829	Schools and educational services, n.e.c. ....	127	26 672	8 824	1 983	719
<b>83</b>	<b>Social services</b> .....	<b>1 019</b>	<b>183 387</b>	<b>72 354</b>	<b>18 069</b>	<b>8 067</b>
835	Child day care services .....	690	76 753	33 827	8 591	5 070
832, 3, 6, 9	Other social services .....	329	106 634	38 527	9 478	2 997
832	Individual and family social services .....	142	31 119	10 868	2 399	743
833	Job training and vocational rehabilitation services .....	27	13 749	5 809	1 343	333
836	Residential care .....	133	55 839	20 398	5 356	1 810
839	Social services, n.e.c. ....	27	5 927	1 452	380	111
<b>87 ex. 8733</b>	<b>Engineering, accounting, research, management, and related services (except noncommercial research organizations)</b> .....	<b>3 493</b>	<b>1 877 522</b>	<b>792 673</b>	<b>185 000</b>	<b>28 227</b>
871	Engineering, architectural, and surveying services .....	1 101	703 091	316 013	70 693	9 695
8711	Engineering services .....	692	509 476	224 906	50 489	6 777
8712	Architectural services .....	248	147 985	67 572	15 104	1 921
8713	Surveying services .....	161	45 630	23 535	5 100	997
872	Accounting, auditing, and bookkeeping services .....	1 298	500 180	206 306	52 101	8 858
873 ex. 8733	Research, development, and testing services (except noncommercial research organizations) .....	160	158 987	63 474	15 455	2 785
8731	Commercial physical and biological research .....	35	33 018	13 051	3 385	518
8731 pt.	Commercial physical research .....	18	19 995	7 593	2 041	318
8731 pt.	Commercial medical and biological research .....	17	13 023	5 458	1 344	200
8732	Commercial economic, sociological, and educational research .....	57	70 888	29 297	6 370	1 356
8734	Testing laboratories .....	68	55 081	21 126	5 700	911
874	Management and public relations services .....	934	515 264	206 880	46 751	6 889
8741	Management services .....	297	320 532	124 564	28 497	4 011
8742	Management consulting services .....	429	143 452	64 951	14 266	2 114
8743	Public relations services .....	39	14 496	4 409	1 071	174
8744	Facilities support management services .....	10	8 879	3 177	695	167
8748	Business consulting services, n.e.c. ....	159	27 905	9 779	2 222	423
<b>89</b>	<b>Services, n.e.c.</b> .....	<b>178</b>	<b>79 260</b>	<b>28 421</b>	<b>7 283</b>	<b>826</b>
8999 pt.	Scientific and related consulting services, except environmental .....	29	13 171	6 702	1 458	140
8999 pt.	Other services .....	149	66 089	21 719	5 825	686
8999 pt.	Environmental consulting .....	59	44 235	13 117	3 161	425
8999 pt.	Authors, composers, and other arts-related services .....	28	15 389	6 569	2 176	119
8999 pt.	Other services, n.e.c. ....	62	6 465	2 033	488	142

**Table 1b. Summary Statistics for Firms Exempt From Federal Income Tax for the State: 1992**

[Includes only establishments with payroll. For meaning of abbreviations and symbols, see introductory text. For explanation of terms and comparability of 1987 and 1992 censuses, see appendix A]

SIC code	Kind of business or operation	Establishments (number)	Revenue (\$1,000)	Annual payroll (\$1,000)	First-quarter payroll (\$1,000)	Paid employees for pay period including March 12 (number)
	<b>Total</b> .....	<b>5 176</b>	<b>9 009 056</b>	<b>3 649 137</b>	<b>877 529</b>	<b>180 211</b>
<b>7032, 704</b>	<b>Camps and membership lodging</b> .....	<b>181</b>	<b>36 903</b>	<b>5 823</b>	<b>1 460</b>	<b>784</b>
7032	Sporting and recreational camps .....	29	7 081	2 051	336	141
704	Organization hotels and lodging houses, on membership basis .....	152	29 822	3 772	1 124	643
<b>792, 7991 pt., 7997, 7999 pt., 84</b>	<b>Selected amusement, recreation, and related services</b> .....	<b>298</b>	<b>210 274</b>	<b>79 407</b>	<b>16 771</b>	<b>5 606</b>
792	Theatrical producers (except motion picture), bands, orchestras, and entertainers .....	56	34 597	15 764	3 823	1 325
7922	Theatrical producers (except motion picture) and miscellaneous theatrical services .....	24	9 639	4 004	850	212
7922 pt.	Producers of live theatrical productions .....	20	8 979	3 735	796	195
7922 pt.	Producers of radio and television shows, except tape .....	—	—	—	—	—
7922 pt.	Artists' and entertainers' managers or agents, concert bureaus, booking agents .....	—	—	—	—	—
7922 pt.	Other theatrical services .....	4	660	269	54	17
7929	Bands, orchestras, actors, and other entertainers and entertainment groups .....	32	24 958	11 760	2 973	1 113
7929 pt.	Dance groups and artists .....	5	2 178	903	241	79
7929 pt.	Symphony orchestras, opera companies, and chamber music organizations .....	18	21 321	10 509	2 636	1 012
7929 pt.	Other music groups and artists .....	5	217	94	23	5
7929 pt.	Other entertainers and entertainment groups .....	4	1 242	254	73	17
7991 pt., 7997	Gymnasiums, athletic clubs, and membership sports and recreation clubs .....	159	120 121	43 591	8 347	3 112
7991 pt.	Gymnasiums and athletic clubs .....	4	5 051	2 051	506	177
7997	Membership sports and recreation clubs .....	155	115 070	41 540	7 841	2 935
7999 pt.	Fairs .....	18	4 006	475	73	44
84	Museums, art galleries, and botanical and zoological gardens .....	65	51 550	19 577	4 528	1 125
841	Museums and art galleries .....	57	(D)	(D)	(D)	FF
842	Arboreta and botanical or zoological gardens .....	8	(D)	(D)	(D)	CC
<b>8011 pt.; 8021 pt.; 805, 6, 8, 9</b>	<b>Selected health services</b> .....	<b>637</b>	<b>6 920 694</b>	<b>2 983 728</b>	<b>722 198</b>	<b>126 643</b>
8011 pt., 8021 pt.	Clinics of doctors of medicine and dentists .....	70	140 657	43 331	10 796	1 489
8011 pt.	General medical clinics .....	68	(D)	(D)	(D)	GG
8021 pt.	Dental clinics .....	2	(D)	(D)	(D)	AA
805	Nursing and personal care facilities .....	135	288 527	140 565	32 896	10 347
8051	Skilled nursing care facilities .....	47	155 932	74 674	16 876	5 128
8052	Intermediate care facilities .....	77	120 140	59 489	14 290	4 788
8059	Nursing and personal care facilities, n.e.c. ....	11	12 455	6 402	1 730	431
806	Hospitals .....	137	6 228 340	2 669 868	647 704	108 347
8062	General medical and surgical hospitals .....	116	5 933 791	2 461 754	599 301	101 129
8062 pt.	General medical and surgical hospitals, nongovernment .....	63	4 302 203	1 747 100	423 719	71 926
8062 pt.	General medical and surgical hospitals, government .....	53	1 631 768	714 654	175 582	29 203
8063, 9	Specialty hospitals .....	21	294 549	208 114	48 403	7 218
8063	Psychiatric hospitals .....	17	245 440	183 919	43 225	6 310
8063 pt.	Psychiatric hospitals, nongovernment .....	9	65 761	34 847	7 825	1 593
8063 pt.	Psychiatric hospitals, government .....	8	179 679	149 072	35 400	4 717
8069	Specialty hospitals, except psychiatric .....	4	49 109	24 195	5 178	908
8069 pt.	Specialty hospitals, except psychiatric; nongovernment .....	3	(D)	(D)	(D)	FF
8069 pt.	Specialty hospitals, except psychiatric; government .....	1	(D)	(D)	(D)	EE
808, 9	Other health services .....	295	263 170	129 964	30 802	6 460
808	Home health care services .....	48	72 773	42 575	9 683	2 436
809	Miscellaneous health and allied services, n.e.c. ....	247	190 397	87 389	21 119	4 024
8092	Kidney dialysis centers .....	1	(D)	(D)	(D)	AA
8093	Specialty outpatient facilities, n.e.c. ....	204	113 240	60 622	14 810	2 867
8099	Health and allied services, n.e.c. ....	42	(D)	(D)	(D)	GG
<b>8111 pt.</b>	<b>Legal aid societies and similar legal services</b> .....	<b>24</b>	<b>12 080</b>	<b>5 989</b>	<b>1 481</b>	<b>227</b>
<b>823, 4, 9</b>	<b>Selected educational services</b> .....	<b>82</b>	<b>39 047</b>	<b>11 513</b>	<b>2 713</b>	<b>828</b>
823	Libraries .....	11	7 068	2 974	666	242
824	Vocational schools .....	36	15 550	5 387	1 324	334
8243	Data processing schools .....	—	—	—	—	—
8244	Business and secretarial schools .....	—	—	—	—	—
8249	Vocational schools, n.e.c. ....	36	15 550	5 387	1 324	334
829	Schools and educational services, n.e.c. ....	35	16 429	3 152	723	252
<b>83</b>	<b>Social services</b> .....	<b>1 720</b>	<b>898 214</b>	<b>348 004</b>	<b>81 695</b>	<b>29 922</b>
835	Child day care services .....	362	55 814	29 942	7 343	3 797
832, 3, 6, 9	Other social services .....	1 358	842 400	318 062	74 352	26 125
832	Individual and family social services .....	595	274 209	110 123	25 914	9 554
833	Job training and vocational rehabilitation services .....	154	142 765	70 034	16 064	7 360
836	Residential care .....	263	195 985	90 687	21 063	6 183
839	Social services, n.e.c. ....	346	229 441	47 218	11 311	3 028
<b>861, 2, 4, 9</b>	<b>Selected membership organizations</b> .....	<b>2 127</b>	<b>710 940</b>	<b>182 273</b>	<b>43 756</b>	<b>15 192</b>
861	Business associations .....	282	97 736	31 531	7 811	1 250
864	Civic, social, and fraternal associations .....	1 436	439 442	108 443	25 510	11 548
862, 9	Other membership organizations .....	409	173 762	42 299	10 435	2 394
862	Professional membership organizations .....	124	70 366	18 712	4 599	819
869	Membership organizations, n.e.c. ....	285	103 396	23 587	5 836	1 575

**Table 1b. Summary Statistics for Firms Exempt From Federal Income Tax for the State: 1992—Con.**

[Includes only establishments with payroll. For meaning of abbreviations and symbols, see introductory text. For explanation of terms and comparability of 1987 and 1992 censuses, see appendix A]

SIC code	Kind of business or operation	Establishments (number)	Revenue (\$1,000)	Annual payroll (\$1,000)	First-quarter payroll (\$1,000)	Paid employees for pay period including March 12 (number)
<b>873, 4 ex. 8744</b>	<b>Research, testing, and consulting services, except facilities support management services</b> -----	<b>107</b>	<b>180 904</b>	<b>32 400</b>	<b>7 455</b>	<b>1 009</b>
873	Research, development, and testing services -----	62	116 881	9 195	2 282	382
8731	Commercial physical and biological research -----	2	(D)	(D)	(D)	AA
8732	Commercial economic, sociological, and educational research -----	13	(D)	(D)	(D)	BB
8733	Noncommercial research organizations -----	42	108 136	6 319	1 594	283
8734	Testing laboratories -----	5	(D)	(D)	(D)	AA
874 ex. 8744	Management and public relations services, except facilities support management services -----	45	64 023	23 205	5 173	627
8741	Management services -----	17	36 866	15 842	3 413	296
8742	Management consulting services -----	3	(D)	(D)	(D)	BB
8743	Public relations services -----	3	(D)	(D)	(D)	BB
8748	Business consulting services, n.e.c. -----	22	14 157	4 408	1 033	238

**Table 2a. Selected Ratios for Firms Subject to Federal Income Tax for the State: 1992**

[Includes only establishments with payroll. For meaning of abbreviations and symbols, see introductory text. For explanation of terms and comparability of 1987 and 1992 censuses, see appendix A]

SIC code	Kind of business or operation	Receipts		Annual payroll per employee <sup>1</sup> (dollars)	Employees per establishment <sup>1</sup> (number)
		Per establishment (dollars)	Per employee <sup>1</sup> (dollars)		
	<b>Total</b> -----	<b>508 600</b>	<b>49 483</b>	<b>19 012</b>	<b>10</b>
<b>70 ex. 704</b>	<b>Hotels, rooming houses, camps, and other lodging places (except membership lodging)</b> -----	<b>930 949</b>	<b>36 124</b>	<b>9 880</b>	<b>26</b>
7011	Hotels and motels -----	1 063 765	35 707	9 857	30
7011 pt.	Hotels -----	1 840 373	35 621	10 246	52
7011 pt.	Hotels, 25 guestrooms or more -----	2 172 819	35 766	10 310	61
7011 pt.	Hotels, less than 25 guestrooms -----	159 143	27 850	6 790	6
7011 pt.	Motels, motor hotels, and tourist courts -----	633 893	35 845	9 227	18
7011 pt.	Motels, tourist courts -----	478 439	36 615	8 685	13
7011 pt.	Motor hotels -----	1 341 319	34 663	10 061	39
702, 3	Other lodging places -----	192 393	56 400	11 008	3
702	Rooming and boarding houses -----	116 737	35 774	6 435	3
703	Camps and recreational vehicle parks -----	208 727	60 620	11 944	3
<b>72</b>	<b>Personal services</b> -----	<b>205 187</b>	<b>31 886</b>	<b>10 959</b>	<b>6</b>
721	Laundry, cleaning, and garment services -----	280 782	34 565	12 066	8
7211	Power laundries, family and commercial* -----	748 333	27 230	12 879	27
7213	Linen supply* -----	952 727	41 098	15 473	23
7215	Coin-operated laundries and drycleaning -----	119 894	27 767	7 005	4
7216	Drycleaning plants, except rug cleaning* -----	223 365	26 027	10 264	9
7217	Carpet and upholstery cleaning -----	154 549	32 303	11 120	5
7218	Industrial laundriers* -----	2 883 707	60 047	19 427	48
7212, 9	Other laundry, cleaning, and garment services* -----	112 373	32 107	11 126	4
7212	Garment pressing, and agents for laundries and drycleaners -----	125 444	32 028	12 021	4
7219	Laundry and garment services, n.e.c.* -----	106 634	32 147	10 662	3
722	Photographic studios, portrait -----	221 973	54 313	12 915	4
723, 4	Beauty and barber shops -----	113 372	23 072	10 271	5
723	Beauty shops -----	114 152	22 872	10 208	5
724	Barber shops -----	93 848	31 442	12 924	3
725	Shoe repair shops and shoeshine parlors -----	82 536	39 504	12 265	2
726	Funeral service and crematories -----	385 525	78 407	22 397	5
729	Miscellaneous personal services -----	156 011	15 621	4 954	10
7291	Tax return preparation services -----	148 949	8 054	3 541	18
7299	Miscellaneous personal services, n.e.c. -----	159 240	26 118	6 913	6
<b>73</b>	<b>Business services</b> -----	<b>653 397</b>	<b>35 606</b>	<b>14 823</b>	<b>18</b>
731	Advertising -----	592 222	95 227	27 445	6
7311	Advertising agencies -----	458 062	78 426	28 826	6
7312	Outdoor advertising services -----	1 937 033	186 253	31 381	10
7313	Radio, television, publishers' advertising representatives -----	416 844	96 659	26 341	4
7319	Advertising, n.e.c. -----	428 815	61 259	12 106	7
732	Consumer credit reporting agencies, mercantile reporting agencies, and adjustment and collection agencies -----	549 274	55 498	18 596	10
7322	Adjustment and collection services -----	457 222	48 023	18 351	10
7323	Credit reporting services -----	976 871	83 886	19 526	12
733	Mailing, reproduction, commercial art and photography, and stenographic services -----	423 090	64 039	19 367	7
7331	Direct mail advertising services -----	1 601 974	72 470	18 971	22
7334	Photocopying and duplicating services -----	600 720	59 126	17 480	10
7335, 6	Commercial photography, art, and graphics -----	320 850	63 667	21 362	5
7335	Commercial photography -----	286 269	62 722	19 848	5
7336	Commercial art and graphic design -----	336 263	64 033	21 949	5
7338	Secretarial and court reporting services -----	155 663	51 069	15 416	3
734	Services to dwellings and other buildings -----	240 829	20 383	9 428	12
7342	Disinfecting and pest control services -----	331 571	51 057	18 996	6
7349	Building cleaning and maintenance services, n.e.c. -----	225 881	17 797	8 621	13

See footnotes at end of table.

Table 2a. Selected Ratios for Firms Subject to Federal Income Tax for the State: 1992 — Con.

[Includes only establishments with payroll. For meaning of abbreviations and symbols, see introductory text. For explanation of terms and comparability of 1987 and 1992 censuses, see appendix A]

SIC code	Kind of business or operation	Receipts		Annual payroll per employee <sup>1</sup> (dollars)	Employees per establishment <sup>1</sup> (number)
		Per establishment (dollars)	Per employee <sup>1</sup> (dollars)		
<b>73</b>	<b>Business services—Con.</b>				
735	Miscellaneous equipment rental and leasing -----	659 848	88 661	21 569	7
7352	Medical equipment rental and leasing -----	1 524 424	102 561	20 893	15
7353	Heavy construction equipment rental and leasing -----	1 076 161	110 467	31 386	10
7359	Equipment rental and leasing, n.e.c. -----	483 896	79 330	19 736	6
736	Personnel supply services -----	1 216 489	15 125	10 901	80
7361	Employment agencies -----	273 928	36 973	20 395	7
7363	Help supply services -----	1 681 349	14 440	10 603	116
7363 pt.	Temporary help supply -----	1 526 194	11 643	8 464	131
7363 pt.	Help supply, except temporary -----	2 131 957	28 839	21 619	74
737	Computer programming, data processing, and other computer related services -----	1 020 147	83 409	31 463	12
7371, 2, 3	Computer programming, prepackaged software, and integrated systems -----	837 862	99 582	37 418	8
7371	Computer programming services -----	548 795	79 437	37 434	7
7372	Prepackaged software -----	1 577 468	123 021	39 281	13
7373	Computer integrated systems -----	1 180 186	121 141	35 382	10
7374, 5, 6	Data processing services -----	2 101 556	65 944	26 403	32
7374, 5	Computer processing, information retrieval -----	2 048 952	63 907	25 470	32
7376	Computer facilities management services -----	2 696 385	90 811	37 788	30
7377, 8, 9	Computer rental and leasing, maintenance, and related services, n.e.c. -----	577 814	104 551	32 527	6
7377	Computer rental and leasing -----	796 125	115 800	26 400	7
7378	Computer maintenance and repair -----	956 000	123 050	33 168	8
7379	Computer related services, n.e.c. -----	271 490	73 259	32 392	4
738	Miscellaneous business services -----	664 473	43 057	14 995	15
7381, 2	Detective agencies and protective services -----	593 934	19 237	10 517	31
7381	Detective, guard, and armored car services -----	524 416	15 447	9 544	34
7382	Security systems services -----	901 200	52 153	18 970	17
7383	News syndicates -----	(D)	(D)	(D)	(D)
7384	Photofinishing laboratories* -----	823 576	66 247	17 846	12
7389	Business services, n.e.c. -----	(D)	(D)	(D)	(D)
7389 pt.	Sign painting shops -----	169 033	51 299	15 692	3
7389 pt.	Interior designing -----	293 573	81 650	18 347	4
7389 pt.	Telephone answering services -----	263 412	23 486	9 804	11
7389 pt.	Other business services -----	(D)	(D)	(D)	(D)
<b>75</b>	<b>Automotive repair, services, and parking -----</b>	<b>386 533</b>	<b>72 411</b>	<b>16 842</b>	<b>5</b>
751	Automotive rental and leasing, without drivers -----	1 571 524	137 619	18 922	11
7513	Truck rental and leasing, without drivers -----	1 758 978	162 585	20 755	11
7514, 5	Passenger car rental and leasing -----	1 404 422	109 352	16 834	13
7514	Passenger car rental -----	1 413 279	99 706	15 632	14
7515	Passenger car leasing -----	1 356 813	238 560	32 923	6
7519	Utility trailer and recreational vehicle rental -----	468 500	129 241	18 897	4
752	Automobile parking -----	354 459	87 726	11 181	4
753	Automotive repair shops -----	315 305	70 863	18 884	4
7532	Top, body, and upholstery repair shops and paint shops -----	382 215	72 134	19 493	5
7532 pt.	Top and body repair shops -----	391 794	73 557	19 474	5
7532 pt.	Paint shops -----	283 392	56 535	19 705	5
7538	General automotive repair shops -----	258 289	68 004	17 860	4
7538 pt.	General automotive repair shops, except diesel -----	239 221	67 864	17 367	4
7538 pt.	Diesel repair shops -----	396 866	68 621	20 040	6
7533, 4, 6, 7, 9	Other automotive repair shops -----	335 319	73 354	19 552	5
7533	Automotive exhaust system repair shops -----	352 957	75 781	18 763	5
7534	Tire retreading and repair shops -----	814 295	106 634	23 229	8
7536	Automotive glass replacement shops -----	345 418	74 943	20 004	5
7537	Automotive transmission repair shops -----	288 679	63 134	21 174	5
7539	Automotive repair shops, n.e.c. -----	254 813	64 920	17 683	4
7539 pt.	Radiator repair -----	211 731	76 269	17 952	3
7539 pt.	Brake, front end, and wheel alignment -----	337 360	65 640	19 097	5
7539 pt.	Automotive electrical and fuel system services -----	206 881	55 991	14 922	4
7539 pt.	Other automotive repair shops, n.e.c. -----	205 357	59 896	16 917	3
754	Automotive services, except repair -----	249 640	34 587	10 015	7
7542	Carwashes -----	202 991	26 055	7 737	8
7549	Automotive services, except repair and carwashes -----	301 034	45 705	12 985	7
<b>76</b>	<b>Miscellaneous repair services -----</b>	<b>406 597</b>	<b>65 856</b>	<b>20 827</b>	<b>6</b>
762	Electrical repair shops -----	425 630	54 362	18 843	8
7622	Radio and television repair shops -----	275 938	49 860	16 505	6
7623, 9	Other electrical and electronic repair shops -----	499 966	55 741	19 560	9
7623	Refrigeration and air-conditioning service and repair shops -----	687 907	108 617	30 135	6
7629	Electrical and electronic repair shops, n.e.c. -----	457 679	47 862	17 984	10
763	Watch, clock, and jewelry repair -----	108 808	51 436	13 255	2
764	Reupholstery and furniture repair -----	134 678	40 539	13 079	3
769	Miscellaneous repair and related services -----	448 404	75 154	22 774	6
7692	Welding repair -----	218 275	62 107	17 586	4
7694	Armature rewinding shops -----	1 481 677	96 496	29 087	15
7699	Repair shops and related services, n.e.c. -----	405 558	71 866	21 953	6
<b>78, 79, 84</b>	<b>Amusement and recreation services, including motion pictures and museums -----</b>	<b>415 321</b>	<b>48 069</b>	<b>12 257</b>	<b>9</b>
781, 2	Motion picture production, distribution, and services -----	1 754 489	272 598	25 569	6
783	Motion picture theaters -----	519 890	40 352	6 305	13
7832	Motion picture theaters, except drive-in -----	576 642	39 602	6 065	15
7833	Drive-in motion picture theaters -----	169 917	66 852	14 770	3
784	Video tape rental -----	192 302	34 928	7 110	6

See footnotes at end of table.

SERVICE INDUSTRIES—GEOGRAPHIC AREA SERIES

INDIANA IN-13



Table 2a. **Selected Ratios for Firms Subject to Federal Income Tax for the State: 1992** —Con.

[Includes only establishments with payroll. For meaning of abbreviations and symbols, see introductory text. For explanation of terms and comparability of 1987 and 1992 censuses, see appendix A]

SIC code	Kind of business or operation	Receipts		Annual payroll per employee <sup>1</sup> (dollars)	Employees per establishment <sup>1</sup> (number)
		Per establishment (dollars)	Per employee <sup>1</sup> (dollars)		
<b>78, 79, 84</b>	<b>Amusement and recreation services, including motion pictures and museums—Con.</b>				
792	Theatrical producers (except motion picture), bands, orchestras, and entertainers -----	884 904	141 947	20 138	6
7922	Theatrical producers (except motion picture) and miscellaneous theatrical services -----	950 371	126 475	22 833	8
7929	Bands, orchestras, actors, and other entertainers and entertainment groups -----	846 068	154 545	17 944	5
793	Bowling centers -----	386 602	26 410	7 438	15
79 ex. 792, 3; 84	Commercial sports and other amusement and recreation services, including museums -----	377 616	41 797	15 114	9
794	Commercial sports -----	1 460 077	89 463	58 594	16
7941	Professional sports clubs, managers, promoters -----	1 907 240	57 240	76 031	33
7948	Racing, including track operation -----	1 249 151	150 466	25 582	8
79 ex. 792, 3, 4; 84	Other amusement and recreation services, including museums -----	303 357	35 544	9 410	9
791	Dance studios, schools, and halls -----	98 552	18 589	5 637	5
7991	Physical fitness facilities -----	238 492	22 283	6 597	11
7992	Public golf courses -----	350 175	48 408	13 438	7
7993	Coin-operated amusement devices -----	339 198	68 109	12 535	5
7996	Amusement parks -----	1 008 538	79 702	24 383	13
7997	Membership sports and recreation clubs -----	435 858	33 114	11 063	13
7999, 84	Amusement and recreation services, including museums, n.e.c. -----	271 373	34 354	7 446	8
7999 pt.	Concession operators of amusement devices and rides -----	201 938	71 800	9 156	3
7999 pt.	Carnivals, circuses, and fairs -----	455 222	93 114	15 591	5
7999 pt., 84	Other recreation and amusements, including museums -----	269 950	32 988	7 306	8
<b>80</b>	<b>Health services -----</b>	<b>699 589</b>	<b>57 082</b>	<b>25 735</b>	<b>12</b>
801	Offices and clinics of doctors of medicine -----	755 763	96 807	49 602	8
8011 pt.	Offices of doctors of medicine -----	744 077	96 872	49 969	8
8011 pt.	General medical clinics -----	1 241 261	95 232	40 622	13
802	Offices and clinics of dentists -----	294 113	58 091	20 695	5
803	Offices and clinics of doctors of osteopathy -----	384 465	68 585	30 923	6
804	Offices and clinics of other health practitioners -----	267 046	63 245	21 745	4
8041	Offices and clinics of chiropractors -----	225 140	69 030	20 293	3
8042	Offices and clinics of optometrists -----	287 384	69 157	18 696	4
8043	Offices and clinics of podiatrists -----	251 759	66 022	26 139	4
8049	Offices and clinics of health practitioners, n.e.c. -----	308 469	50 524	24 812	6
805	Nursing and personal care facilities -----	1 949 250	29 457	13 178	66
8051	Skilled nursing care facilities -----	2 421 583	30 018	13 411	81
8052	Intermediate care facilities -----	1 290 870	27 550	12 419	47
8059	Nursing and personal care facilities, n.e.c. -----	557 935	32 269	13 778	17
806	Hospitals -----	13 943 500	68 739	21 918	203
8062	General medical and surgical hospitals -----	33 800 400	61 522	20 947	549
8063, 9	Specialty hospitals -----	9 215 667	76 584	22 973	120
807, 8, 9	Other health services -----	944 327	48 059	19 829	20
807	Medical and dental laboratories -----	889 094	73 994	28 453	12
8071	Medical laboratories -----	1 392 744	86 232	32 179	16
8072	Dental laboratories -----	295 753	41 400	18 528	7
808	Home health care services -----	1 143 447	26 418	13 295	43
809	Miscellaneous health and allied services, n.e.c. -----	869 166	68 130	24 486	13
8092	Kidney dialysis centers -----	2 537 231	151 303	26 670	17
8093	Specialty outpatient facilities, n.e.c. -----	892 140	64 467	28 259	14
8099	Health and allied services, n.e.c. -----	491 048	47 521	16 296	10
<b>81</b>	<b>Legal services -----</b>	<b>406 442</b>	<b>90 666</b>	<b>27 059</b>	<b>4</b>
<b>823, 4, 9</b>	<b>Selected educational services -----</b>	<b>284 117</b>	<b>36 090</b>	<b>13 520</b>	<b>8</b>
823	Libraries -----	65 000	15 000	5 846	4
824	Vocational schools -----	436 667	35 536	14 750	12
829	Schools and educational services, n.e.c. -----	210 016	37 096	12 273	6
<b>83</b>	<b>Social services -----</b>	<b>179 968</b>	<b>22 733</b>	<b>8 969</b>	<b>8</b>
835	Child day care services -----	111 236	15 139	6 672	7
832, 3, 6, 9	Other social services -----	324 116	35 580	12 855	9
<b>87 ex. 8733</b>	<b>Engineering, accounting, research, management, and related services (except noncommercial research organizations) -----</b>	<b>537 510</b>	<b>66 515</b>	<b>28 082</b>	<b>8</b>
871	Engineering, architectural, and surveying services -----	638 593	72 521	32 595	9
8711	Engineering services -----	736 237	75 177	33 187	10
8712	Architectural services -----	596 714	77 035	35 175	8
8713	Surveying services -----	283 416	45 767	23 606	6
872	Accounting, auditing, and bookkeeping services -----	385 347	56 466	23 290	7
873 ex. 8733	Research, development, and testing services (except noncommercial research organizations) -----	993 669	57 087	22 791	17
8731	Commercial physical and biological research -----	943 371	63 741	25 195	15
8732	Commercial economic, sociological, and educational research -----	1 243 649	52 277	21 605	24
8734	Testing laboratories -----	810 015	60 462	23 190	13
874	Management and public relations services -----	551 675	74 795	30 030	7
8741	Management services -----	1 079 232	79 913	31 056	14
8742	Management consulting services -----	334 387	67 858	30 724	5
8743	Public relations services -----	371 692	83 310	25 339	4
8744	Facilities support management services -----	887 900	53 168	19 024	17
8748	Business consulting services, n.e.c. -----	175 503	65 969	23 118	3
<b>89</b>	<b>Services, n.e.c. -----</b>	<b>445 281</b>	<b>95 956</b>	<b>34 408</b>	<b>5</b>

<sup>1</sup>Based on number of employees for pay period including March 12.

**Table 2b. Selected Ratios for Firms Exempt From Federal Income Tax for the State: 1992**

[Includes only establishments with payroll. For meaning of abbreviations and symbols, see introductory text. For explanation of terms and comparability of 1987 and 1992 censuses, see appendix A]

SIC code	Kind of business or operation	Revenue		Expenses		Annual payroll per employee <sup>1</sup> (dollars)	Employees per establishment <sup>1</sup> (number)
		Per establishment (dollars)	Per employee <sup>1</sup> (dollars)	Per establishment (dollars)	Per employee <sup>1</sup> (dollars)		
	<b>Total</b> .....	<b>1 740 544</b>	<b>49 992</b>	<b>1 640 415</b>	<b>47 116</b>	<b>20 249</b>	<b>35</b>
<b>7032, 704</b>	<b>Camps and membership lodging</b> .....	<b>203 884</b>	<b>47 070</b>	<b>193 365</b>	<b>44 642</b>	<b>7 427</b>	<b>4</b>
<b>792, 7991 pt., 7997, 7999 pt., 84</b>	<b>Selected amusement, recreation, and related services</b> .....	<b>705 617</b>	<b>37 509</b>	<b>687 252</b>	<b>36 532</b>	<b>14 165</b>	<b>19</b>
<b>8011 pt.; 8021 pt.; 805, 6, 8, 9</b>	<b>Selected health services</b> .....	<b>10 864 512</b>	<b>54 647</b>	<b>10 300 937</b>	<b>51 813</b>	<b>23 560</b>	<b>199</b>
8011 pt., 8021 pt., 805	Clinics of doctors of medicine and dentists .....	2 009 386	94 464	2 013 500	94 657	29 101	21
	Nursing and personal care facilities .....	2 137 237	27 885	2 084 726	27 200	13 585	77
806	Hospitals .....	45 462 336	57 485	42 884 650	54 226	24 642	791
8062	General medical and surgical hospitals .....	51 153 371	58 675	48 110 250	55 185	24 343	872
8063, 9	Specialty hospitals .....	14 026 143	40 808	14 019 429	40 788	28 833	344
808, 9	Other health services .....	892 102	40 738	895 312	40 885	20 118	22
<b>8111 pt.</b>	<b>Legal aid societies and similar legal services</b> .....	<b>503 333</b>	<b>53 216</b>	<b>515 958</b>	<b>54 551</b>	<b>26 383</b>	<b>9</b>
<b>823, 4, 9</b>	<b>Selected educational services</b> .....	<b>476 183</b>	<b>47 158</b>	<b>462 451</b>	<b>45 798</b>	<b>13 905</b>	<b>10</b>
<b>83</b>	<b>Social services</b> .....	<b>522 217</b>	<b>30 019</b>	<b>465 936</b>	<b>26 783</b>	<b>11 630</b>	<b>17</b>
835	Child day care services .....	154 182	14 699	150 094	14 310	7 886	10
832, 3, 6, 9	Other social services .....	620 324	32 245	550 130	28 596	12 175	19
832	Individual and family social services .....	460 855	28 701	431 645	26 882	11 526	16
833	Job training and vocational rehabilitation services .....	927 045	19 397	880 909	18 432	9 515	48
836	Residential care .....	745 190	31 697	710 437	30 219	14 667	24
839	Social services, n.e.c. ....	663 124	75 773	484 803	55 397	15 594	9
<b>861, 2, 4, 9</b>	<b>Selected membership organizations</b> .....	<b>334 245</b>	<b>46 797</b>	<b>311 990</b>	<b>43 681</b>	<b>11 998</b>	<b>7</b>
861	Business associations .....	346 582	78 189	316 954	71 505	25 225	4
864	Civic, social, and fraternal associations .....	306 018	38 054	284 375	35 362	9 391	8
862, 9	Other membership organizations .....	424 846	72 582	405 521	69 281	17 669	6
<b>873, 4 ex. 8744</b>	<b>Research, testing, and consulting services, except facilities support management services</b> .....	<b>1 690 692</b>	<b>179 290</b>	<b>1 625 916</b>	<b>172 421</b>	<b>32 111</b>	<b>9</b>
873	Research, development, and testing services .....	1 885 177	305 971	1 813 403	294 322	24 071	6
874 ex. 8744	Management and public relations services, except facilities support management services .....	1 422 733	102 110	1 367 600	98 153	37 010	14

<sup>1</sup>Based on number of employees for pay period including March 12.

**Table 3a. Comparative Statistics for Firms Subject to Federal Income Tax for the State: 1992 and 1987**

[Includes only establishments with payroll. For meaning of abbreviations and symbols, see introductory text. For explanation of terms and comparability of 1987 and 1992 censuses, see appendix A]

SIC code	Kind of business or operation	Establishments		Receipts			Annual payroll			Paid employees for pay period including March 12	
		1992 (number)	1987 (number)	1992 (\$1,000)	1987 (\$1,000)	Percent change 1987 to 1992	1992 (\$1,000)	1987 (\$1,000)	Percent change 1987 to 1992	1992 (number)	1987 (number)
	<b>Total</b> .....	<b>34 503</b>	<b>30 336</b>	<b>17 548 229</b>	<b>11 204 486</b>	<b>56.6</b>	<b>6 742 234</b>	<b>4 239 849</b>	<b>59.0</b>	<b>354 629</b>	<b>282 483</b>
<b>70 ex. 704</b>	<b>Hotels, rooming houses, camps, and other lodging places (except membership lodging)</b> .....	<b>702</b>	<b>659</b>	<b>653 526</b>	<b>516 325</b>	<b>26.6</b>	<b>178 740</b>	<b>134 871</b>	<b>32.5</b>	<b>18 091</b>	<b>18 077</b>
7011	Hotels and motels .....	595	562	632 940	500 444	26.5	174 722	131 866	32.5	17 726	17 702
7011 pt.	Hotels .....	212	188	390 159	282 936	37.9	112 226	78 608	42.8	10 953	10 214
7011 pt.	Hotels, 25 guestrooms or more .....	177	139	384 589	278 746	38.0	110 868	77 794	42.5	10 753	10 073
7011 pt.	Hotels, less than 25 guestrooms .....	35	49	5 570	4 190	32.9	1 358	814	66.8	200	141
7011 pt.	Motels, motor hotels, and tourist courts .....	383	374	242 781	217 508	11.6	62 496	53 258	17.3	6 773	7 488
7011 pt.	Motels, tourist courts .....	314	318	150 230	145 796	3.0	35 634	33 244	7.2	4 103	4 872
7011 pt.	Motor hotels .....	69	56	92 551	71 712	29.1	26 862	20 014	34.2	2 670	2 616
702, 3	Other lodging places .....	107	97	20 586	15 881	29.6	4 018	3 005	33.7	365	375
702	Rooming and boarding houses .....	19	18	2 218	1 805	22.9	399	410	-2.7	62	95
703	Camps and recreational vehicle parks .....	88	79	18 368	14 076	30.5	3 619	2 595	39.5	303	280





**Table 3a. Comparative Statistics for Firms Subject to Federal Income Tax for the State: 1992 and 1987 — Con.**

[Includes only establishments with payroll. For meaning of abbreviations and symbols, see introductory text. For explanation of terms and comparability of 1987 and 1992 censuses, see appendix A]

SIC code	Kind of business or operation	Establishments		Receipts			Annual payroll			Paid employees for pay period including March 12	
		1992 (number)	1987 (number)	1992 (\$1,000)	1987 (\$1,000)	Percent change 1987 to 1992	1992 (\$1,000)	1987 (\$1,000)	Percent change 1987 to 1992	1992 (number)	1987 (number)
<b>80</b>	<b>Health services</b> .....	<b>8 705</b>	<b>8 156</b>	<b>6 089 923</b>	<b>3 649 749</b>	<b>66.9</b>	<b>2 745 636</b>	<b>1 616 328</b>	<b>69.9</b>	<b>106 687</b>	<b>85 301</b>
801	Offices and clinics of doctors of medicine ---	3 744	3 812	2 829 577	1 802 347	57.0	1 449 817	915 845	58.3	29 229	23 544
8011 pt.	Offices of doctors of medicine .....	3 656	3 742	2 720 346	1 718 782	58.3	1 403 224	879 423	59.6	28 082	21 905
8011 pt.	General medical clinics .....	88	70	109 231	143 461	151.3	46 593	120 034	132.6	1 147	1874
802	Offices and clinics of dentists .....	2 177	2 096	640 283	439 788	45.6	228 100	153 525	48.6	11 022	9 870
803	Offices and clinics of doctors of osteopathy --	142	130	54 594	30 257	80.4	24 615	12 404	98.4	796	549
804	Offices and clinics of other health practitioners .....	1 340	1 039	357 841	202 895	76.4	123 033	57 904	112.5	5 658	3 783
8041	Offices and clinics of chiropractors .....	436	323	98 161	51 812	89.5	28 856	13 768	109.6	1 422	961
8042	Offices and clinics of optometrists .....	463	462	133 059	96 171	38.4	35 972	23 034	56.2	1 924	1 536
8043	Offices and clinics of podiatrists .....	166	120	41 792	21 804	91.7	16 546	6 584	151.3	633	401
8049	Offices and clinics of health practitioners, n.e.c. ....	275	134	84 829	33 108	156.2	41 659	14 518	186.9	1 679	885
805	Nursing and personal care facilities .....	637	485	1 241 672	740 433	67.7	555 498	321 081	73.0	42 152	37 398
8051	Skilled nursing care facilities .....	391	351	946 839	601 038	57.5	422 999	258 779	63.5	31 542	30 336
8052	Intermediate care facilities .....	215	108	277 537	121 605	128.2	125 114	54 388	130.0	10 074	6 158
8059	Nursing and personal care facilities, n.e.c. -	31	26	17 296	17 790	-2.8	7 385	7 914	-6.7	536	904
806	Hospitals .....	26	12	362 531	161 199	124.9	115 594	49 815	132.0	5 274	3 081
807, 8, 9	Other health services .....	639	582	603 425	272 830	121.2	248 979	105 754	135.4	12 556	7 076
807	Medical and dental laboratories .....	318	330	282 732	152 289	85.7	108 719	58 333	86.4	3 821	2 873
8071	Medical laboratories .....	172	167	239 552	113 814	110.5	89 394	40 849	118.8	2 778	1 761
8072	Dental laboratories .....	146	163	43 180	38 475	12.2	19 325	17 484	10.5	1 043	1 112
808	Home health care services .....	152	105	173 804	35 140	394.6	87 468	17 688	394.5	6 579	2 310
809	Miscellaneous health and allied services, n.e.c. ....	169	147	146 889	85 401	72.0	52 792	29 733	77.6	2 156	1 893
8092	Kidney dialysis centers .....	13	6	32 984	(D)	(D)	5 814	(D)	(D)	218	BB
8093	Specialty outpatient facilities, n.e.c. ....	93	81	82 969	50 286	65.0	36 369	19 447	87.0	1 287	1 226
8099	Health and allied services, n.e.c. ....	63	60	30 936	(D)	(D)	10 609	(D)	(D)	651	FF
<b>81</b>	<b>Legal services</b> .....	<b>2 450</b>	<b>2 295</b>	<b>995 782</b>	<b>631 542</b>	<b>57.7</b>	<b>297 190</b>	<b>189 673</b>	<b>56.7</b>	<b>10 983</b>	<b>9 193</b>
<b>823, 4, 9</b>	<b>Selected educational services</b> .....	<b>196</b>	<b>146</b>	<b>55 687</b>	<b>57 316</b>	<b>-2.8</b>	<b>20 862</b>	<b>18 792</b>	<b>11.0</b>	<b>1 543</b>	<b>1 432</b>
823	Libraries .....	3	4	195	129	51.2	76	82	-7.3	13	7
824	Vocational schools .....	66	60	28 820	42 124	-31.6	11 962	14 168	-15.6	811	973
829	Schools and educational services, n.e.c. ....	127	82	26 672	15 063	77.1	8 824	4 542	94.3	719	452
<b>83</b>	<b>Social services</b> .....	<b>1 019</b>	<b>630</b>	<b>183 387</b>	<b>100 999</b>	<b>81.6</b>	<b>72 354</b>	<b>39 877</b>	<b>81.4</b>	<b>8 067</b>	<b>5 098</b>
835	Child day care services .....	690	433	76 753	39 820	92.7	33 827	17 291	95.6	5 070	3 086
832, 3, 6, 9	Other social services .....	329	197	106 634	61 179	74.3	38 527	22 586	70.6	2 997	2 012
<b>87 ex. 8733</b>	<b>Engineering, accounting, research, management, and related services (except noncommercial research organizations)</b> .....	<b>3 493</b>	<b>2 987</b>	<b>1 877 522</b>	<b>1 265 741</b>	<b>48.3</b>	<b>792 673</b>	<b>558 325</b>	<b>42.0</b>	<b>28 227</b>	<b>26 443</b>
871	Engineering, architectural, and surveying services .....	1 101	880	703 091	455 723	54.3	316 013	213 896	47.7	9 695	8 072
8711	Engineering services .....	692	531	509 476	305 774	66.6	224 906	148 961	51.0	6 777	5 364
8712	Architectural services .....	248	212	147 985	124 454	18.9	67 572	52 928	27.7	1 921	1 973
8713	Surveying services .....	161	137	45 630	25 495	79.0	23 535	12 007	96.0	997	735
872	Accounting, auditing, and bookkeeping services .....	1 298	1 114	500 180	337 297	48.3	206 306	141 782	45.5	8 858	7 170
873 ex. 8733	Research, development, and testing services (except noncommercial research organizations) .....	160	162	158 987	83 402	90.6	63 474	33 960	86.9	2 785	2 355
8731	Commercial physical and biological research .....	35	38	33 018	16 650	98.3	13 051	6 755	93.2	518	361
8732	Commercial economic, sociological, and educational research .....	57	70	80 888	48 724	45.5	29 297	19 836	47.7	1 356	1 621
8734	Testing laboratories .....	68	54	55 081	18 028	205.5	21 126	7 369	186.7	911	373
874	Management and public relations services ---	934	831	515 264	389 319	32.4	206 880	168 687	22.6	6 889	8 846
8741	Management services .....	297	311	320 532	217 787	47.2	124 564	98 373	26.6	4 011	5 397
8742	Management consulting services .....	429	349	143 452	113 138	26.8	64 951	51 828	25.3	2 114	2 226
8743	Public relations services .....	39	53	14 496	12 596	15.1	4 409	3 345	31.8	174	279
8744	Facilities support management services ---	10	9	8 879	4 629	91.8	3 177	3 480	-8.7	167	255
8748	Business consulting services, n.e.c. ....	159	109	27 905	41 169	-32.2	9 779	11 661	-16.1	423	689
<b>89</b>	<b>Services, n.e.c.</b> .....	<b>178</b>	<b>269</b>	<b>79 260</b>	<b>29 687</b>	<b>167.0</b>	<b>28 421</b>	<b>10 424</b>	<b>172.6</b>	<b>826</b>	<b>717</b>

**Table 3b. Comparative Statistics for Firms Exempt From Federal Income Tax for the State: 1992 and 1987**

[Includes only establishments with payroll. For meaning of abbreviations and symbols, see introductory text. For explanation of terms and comparability of 1987 and 1992 censuses, see appendix A]

SIC code	Kind of business or operation	Establishments		Expenses			Annual payroll			Paid employees for pay period including March 12	
		1992 (number)	1987 (number)	1992 (\$1,000)	1987 (\$1,000)	Percent change 1987 to 1992	1992 (\$1,000)	1987 (\$1,000)	Percent change 1987 to 1992	1992 (number)	1987 (number)
	<b>Total -----</b>	<b>5 176</b>	<b>4 396</b>	<b>8 490 786</b>	<b>5 098 525</b>	<b>66.5</b>	<b>3 649 137</b>	<b>2 326 414</b>	<b>56.9</b>	<b>180 211</b>	<b>149 886</b>
<b>7032, 704</b>	<b>Camps and membership lodging -----</b>	<b>181</b>	<b>189</b>	<b>34 999</b>	<b>21 006</b>	<b>66.6</b>	<b>5 823</b>	<b>4 199</b>	<b>38.7</b>	<b>784</b>	<b>646</b>
<b>792, 7991 pt., 7997, 7999 pt., 84</b>	<b>Selected amusement, recreation, and related services -----</b>	<b>298</b>	<b>253</b>	<b>204 801</b>	<b>125 570</b>	<b>63.1</b>	<b>79 407</b>	<b>50 123</b>	<b>58.4</b>	<b>5 606</b>	<b>4 804</b>
792	Theatrical producers (except motion picture), bands, orchestras, and entertainers -----	56	44	34 063	24 381	39.7	15 764	9 978	58.0	1 325	1 382
7991 pt., 7997	Gymnasiums, athletic clubs, and membership sports and recreation clubs -----	159	132	118 315	71 470	65.5	43 591	29 393	48.3	3 112	2 514
7999 pt. 84	Fairs -----	18	14	4 340	2 366	83.4	475	295	61.0	44	120
	Museums, art galleries, and botanical and zoological gardens -----	65	63	48 083	27 353	75.8	19 577	10 457	87.2	1 125	788
<b>8011 pt.; 8021 pt.; 805, 6, 8, 9</b>	<b>Selected health services -----</b>	<b>637</b>	<b>515</b>	<b>6 561 697</b>	<b>3 949 125</b>	<b>66.2</b>	<b>2 983 728</b>	<b>1 891 386</b>	<b>57.8</b>	<b>126 643</b>	<b>105 086</b>
8011 pt., 8021 pt.	Clinics of doctors of medicine and dentists -----	70	48	140 945	'87 450	61.2	43 331	'35 858	20.8	1 489	'1 853
805	Nursing and personal care facilities -----	135	99	281 438	122 889	129.0	140 565	62 691	124.2	10 347	6 317
806	Hospitals -----	137	141	5 875 197	3 647 301	61.1	2 669 868	1 738 424	53.6	108 347	93 195
808, 9	Other health services -----	295	227	264 117	132 235	99.7	129 964	70 801	83.6	6 460	4 486
808	Home health care services -----	48	39	71 016	25 069	183.3	42 575	15 494	174.8	2 436	1 413
809	Miscellaneous health and allied services, n.e.c. -----	247	188	193 101	107 166	80.2	87 389	55 307	58.0	4 024	3 073
<b>8111 pt.</b>	<b>Legal aid societies and similar legal services -----</b>	<b>24</b>	<b>14</b>	<b>12 383</b>	<b>5 955</b>	<b>107.9</b>	<b>5 989</b>	<b>3 088</b>	<b>93.9</b>	<b>227</b>	<b>170</b>
<b>823, 4, 9</b>	<b>Selected educational services -----</b>	<b>82</b>	<b>58</b>	<b>37 921</b>	<b>'10 740</b>	<b>253.1</b>	<b>11 513</b>	<b>'4 610</b>	<b>149.7</b>	<b>828</b>	<b>'439</b>
<b>83</b>	<b>Social services -----</b>	<b>1 720</b>	<b>1 398</b>	<b>801 410</b>	<b>527 994</b>	<b>51.8</b>	<b>348 004</b>	<b>232 305</b>	<b>49.8</b>	<b>29 922</b>	<b>25 327</b>
835	Child day care services -----	362	292	54 334	33 317	63.1	29 942	18 991	57.7	3 797	3 026
832, 3, 6, 9	Other social services -----	1 358	1 106	747 076	494 677	51.0	318 062	213 314	49.1	26 125	22 301
<b>861, 2, 4, 9</b>	<b>Selected membership organizations -----</b>	<b>2 127</b>	<b>1 898</b>	<b>663 602</b>	<b>415 550</b>	<b>59.7</b>	<b>182 273</b>	<b>126 088</b>	<b>44.6</b>	<b>15 192</b>	<b>12 680</b>
861	Business associations -----	282	232	89 381	74 566	19.9	31 531	22 120	42.5	1 250	1 143
864	Civic, social, and fraternal associations -----	1 436	1 285	408 363	235 275	73.6	108 443	72 435	49.7	11 548	9 245
862, 9	Other membership organizations -----	409	381	165 858	105 709	56.9	42 299	31 533	34.1	2 394	2 292
<b>873, 4 ex. 8744</b>	<b>Research, testing, and consulting services, except facilities support management services -----</b>	<b>107</b>	<b>71</b>	<b>173 973</b>	<b>44 585</b>	<b>290.2</b>	<b>32 400</b>	<b>15 530</b>	<b>108.6</b>	<b>1 009</b>	<b>837</b>
873	Research, development, and testing services -----	62	59	112 431	32 434	246.6	9 195	10 497	-12.4	382	658
8731	Commercial physical and biological research -----	2	2	(D)	(D)	(D)	(D)	(D)	(D)	AA	BB
8732	Commercial economic, sociological, and educational research -----	13	3	(D)	(D)	(D)	(D)	(D)	(D)	BB	BB
8733	Noncommercial research organizations -----	42	49	103 392	21 079	390.5	6 319	4 568	38.3	283	471
8734	Testing laboratories -----	5	5	(D)	(D)	(D)	(D)	(D)	(D)	AA	BB
874 ex. 8744	Management and public relations services, except facilities support management services -----	45	12	61 542	'20 577	199.1	23 205	'7 577	206.3	627	'392









**Places With 2,500 Inhabitants or More: 1992 —Con.**

appendix A. For information on geographic areas followed by ▲, see appendix F]

Selected kind-of-business or operation groups —Con.														
Miscellaneous repair services (SIC 76)		Amusement and recreation services, including motion pictures and museums (SIC 78, 79, 84)		Health services (SIC 80)		Legal services (SIC 81)		Selected educational services (SIC 823, 4, 9)		Social services (SIC 83)		Engineering, accounting, research, management, and related services (except noncommercial research organizations) (SIC 87 ex. 8733)		
Number	Receipts (\$1,000)	Number	Receipts (\$1,000)	Number	Receipts (\$1,000)	Number	Receipts (\$1,000)	Number	Receipts (\$1,000)	Number	Receipts (\$1,000)	Number	Receipts (\$1,000)	
2	(D)	9	899	22	11 871	12	1 024	—	—	1	(D)	11	582	1
1	(D)	5	314	17	10 812	12	1 024	—	—	—	—	5	265	2
1	(D)	4	585	5	1 059	—	—	—	—	1	(D)	6	317	3
5	972	9	1 819	43	16 291	12	1 638	—	—	5	141	11	1 225	4
1	(D)	1	(D)	6	2 958	1	(D)	—	—	—	—	—	—	5
2	(D)	4	688	24	10 046	10	(D)	—	—	2	(D)	6	521	6
2	(D)	4	(D)	13	3 287	1	(D)	—	—	3	(D)	5	704	7
14	1 491	29	6 717	119	74 005	33	5 760	—	—	11	(D)	28	7 581	8
1	(D)	1	(D)	2	(D)	1	(D)	—	—	2	(D)	1	(D)	9
—	—	2	(D)	7	4 929	—	—	—	—	1	(D)	—	—	10
11	(D)	19	4 507	96	61 066	32	(D)	—	—	6	(D)	20	5 441	11
—	—	—	(D)	5	(D)	—	—	—	—	—	—	—	—	12
2	(D)	7	(D)	9	(D)	—	—	—	—	2	(D)	7	(D)	13
11	1 678	9	776	38	10 884	11	1 036	—	—	6	(D)	14	8 176	14
3	(D)	2	(D)	8	2 633	5	672	—	—	—	—	5	(D)	15
4	856	2	(D)	13	3 524	3	(D)	—	—	3	(D)	5	(D)	16
4	(D)	5	(D)	17	4 727	3	(D)	—	—	3	(D)	4	(D)	17
29	9 990	73	39 002	213	135 371	32	14 388	9	3 251	41	10 755	135	72 384	18
7	4 443	30	13 427	87	51 349	12	4 186	2	(D)	13	5 897	58	26 629	19
3	(D)	4	1 869	9	2 216	—	—	—	—	2	(D)	1	(D)	20
—	—	3	(D)	8	3 772	1	(D)	—	—	3	(D)	8	7 364	21
8	1 956	17	3 322	54	35 709	14	6 341	1	(D)	13	(D)	17	4 521	22
—	—	3	(D)	6	3 204	—	—	—	—	—	—	—	—	23
11	(D)	16	(D)	49	39 121	5	(D)	6	(D)	10	(D)	51	(D)	24
8	(D)	20	3 321	61	34 546	19	4 644	—	—	7	(D)	22	5 643	25
—	—	—	(D)	1	(D)	—	—	—	—	—	—	—	—	26
—	—	3	(D)	7	1 244	3	(D)	—	—	—	—	1	(D)	27
3	(D)	12	2 865	45	30 423	13	3 587	—	—	5	631	14	4 064	28
5	(D)	5	(D)	8	(D)	3	(D)	—	—	2	(D)	7	(D)	29
6	(D)	10	1 847	30	11 475	9	1 406	—	—	5	(D)	5	1 244	30
—	—	5	944	20	5 915	8	(D)	—	—	4	92	4	(D)	31
6	(D)	5	903	10	5 560	1	(D)	—	—	1	(D)	1	(D)	32
20	5 876	33	7 964	101	56 779	25	4 316	3	659	21	3 120	35	6 972	33
5	504	6	606	23	12 973	6	(D)	—	—	2	(D)	8	1 023	34
2	(D)	5	664	44	25 711	15	2 741	—	—	5	(D)	7	1 568	35
5	(D)	11	3 088	23	15 322	3	(D)	—	—	10	1 725	12	2 366	36
8	(D)	11	3 606	11	2 773	1	(D)	2	(D)	4	(D)	8	2 015	37
20	3 474	19	3 215	61	35 977	17	2 354	—	—	3	(D)	20	4 225	38
16	2 887	7	(D)	48	29 908	12	1 801	—	—	1	(D)	12	3 450	39
4	587	12	(D)	13	6 069	5	553	—	—	2	(D)	8	775	40
17	(D)	38	(D)	157	101 312	35	8 792	2	(D)	9	887	37	10 701	41
15	2 981	30	7 265	148	97 780	35	8 792	1	(D)	8	(D)	31	10 374	42
2	(D)	8	(D)	9	3 532	—	—	1	(D)	1	(D)	6	327	43
7	(D)	18	3 482	39	18 206	10	3 177	—	—	1	(D)	15	3 980	44
4	624	15	(D)	32	16 670	10	3 177	—	—	1	(D)	9	2 384	45
3	(D)	3	(D)	7	1 536	—	—	—	—	1	(D)	6	1 596	46
5	(D)	15	2 635	45	22 366	12	4 582	—	—	5	(D)	17	7 169	47
1	(D)	1	(D)	6	(D)	2	(D)	—	—	1	(D)	3	(D)	48
3	(D)	11	1 913	37	21 090	10	(D)	—	—	1	(D)	11	4 667	49
1	(D)	3	(D)	2	(D)	—	—	—	—	3	(D)	3	(D)	50
8	1 284	15	1 480	29	17 914	10	2 079	—	—	1	(D)	9	1 703	51
7	(D)	4	382	17	10 976	6	1 239	—	—	—	—	6	1 316	52
1	(D)	11	1 098	12	6 938	4	840	—	—	1	(D)	3	387	53
1	(D)	8	1 328	22	11 731	6	996	—	—	2	(D)	5	877	54
1	(D)	—	—	3	(D)	1	(D)	—	—	1	(D)	—	—	55
—	—	6	(D)	19	(D)	5	(D)	—	—	1	(D)	5	877	56
—	—	2	(D)	—	—	—	—	—	—	—	—	—	—	57
5	(D)	15	2 928	34	19 592	11	3 227	1	(D)	5	(D)	13	2 850	58
2	(D)	1	(D)	1	(D)	—	—	—	—	1	(D)	1	(D)	59
2	(D)	14	(D)	32	(D)	11	3 227	1	(D)	1	(D)	7	1 614	60
3	(D)	—	—	1	(D)	—	—	—	—	3	(D)	5	(D)	61
3	836	7	793	16	8 170	5	809	1	(D)	4	(D)	6	2 365	62
1	(D)	5	(D)	14	(D)	5	809	—	—	4	(D)	4	(D)	63
2	(D)	2	(D)	2	(D)	—	—	1	(D)	—	—	2	(D)	64
28	7 074	49	19 638	140	81 756	31	8 949	5	(D)	10	(D)	72	31 167	65
2	(D)	1	(D)	3	(D)	—	—	—	—	—	—	1	(D)	66
1	(D)	8	2 071	46	28 640	14	(D)	—	—	2	(D)	7	(D)	67
18	(D)	28	13 300	74	46 524	16	4 523	4	1 372	6	(D)	53	17 771	68
—	—	1	(D)	2	(D)	1	(D)	—	—	—	—	1	(D)	69
7	(D)	11	(D)	15	5 743	—	—	1	(D)	2	(D)	10	(D)	70
19	2 955	14	2 492	74	52 381	14	4 264	1	(D)	4	(D)	20	4 380	71
—	—	—	—	5	2 232	1	(D)	—	—	—	—	—	—	72
16	(D)	10	1 614	62	48 065	12	(D)	1	(D)	2	(D)	18	(D)	73
3	(D)	4	878	7	2 084	1	(D)	—	—	2	(D)	2	(D)	74
18	5 232	40	9 791	79	44 008	21	6 542	1	(D)	9	(D)	29	6 554	75
—	—	—	—	—	—	—	—	—	—	—	—	—	—	76
—	—	7	1 401	10	3 395	4	889	—	—	—	—	6	1 203	77
8	(D)	21	4 861	55	29 227	17	5 653	1	(D)	5	(D)	13	3 716	78
—	—	—	—	—	—	—	—	—	—	—	—	—	(D)	79
10	(D)	12	3 529	14	11 386	—	—	—	—	3	(D)	9	(D)	80
8	1 637	6	929	23	21 701	7	1 349	—	—	1	(D)	13	1 073	81
133	80 305	157	64 479	868	526 219	243	90 548	24	(D)	57	8 364	256	160 235	82
5	887	2	(D)	6	1 703	—	—	—	—	1	(D)	4	162	83
8	5 165	18	3 828	50	26 636	23	4 220	2	(D)	9	1 126	21	4 425	84
2	(D)	6	866	20	16 645	—	—	1	(D)	—	—	5	819	85
2	(D)	5	1 159	35	14 404	12	4 249	—	—	2	(D)	10	11 039	86
16	12 582	9	2 195	88	39 086	26	3 803	2	(D)	11	(D)	22	48 922	87



**Places With 2,500 Inhabitants or More: 1992 –Con.**

appendix A. For information on geographic areas followed by ▲, see appendix F]

Selected kind-of-business or operation groups –Con.														
Miscellaneous repair services (SIC 76)		Amusement and recreation services, including motion pictures and museums (SIC 78, 79, 84)		Health services (SIC 80)		Legal services (SIC 81)		Selected educational services (SIC 823, 4, 9)		Social services (SIC 83)		Engineering, accounting, research, management, and related services (except noncommercial research organizations) (SIC 87 ex. 8733)		
Number	Receipts (\$1,000)	Number	Receipts (\$1,000)	Number	Receipts (\$1,000)	Number	Receipts (\$1,000)	Number	Receipts (\$1,000)	Number	Receipts (\$1,000)	Number	Receipts (\$1,000)	
9	6 711	8	2 456	19	4 800	6	1 847	1	(D)	3	(D)	9	1 368	1
23	11 673	20	(D)	65	35 766	30	18 317	6	(D)	4	(D)	29	24 530	2
10	5 712	6	2 050	56	21 753	26	9 549	5	749	6	1 288	31	14 072	3
8	(D)	11	1 708	39	35 415	5	(D)	1	(D)	2	(D)	6	890	4
4	435	3	1 202	8	2 012	1	(D)	–	–	1	(D)	2	(D)	5
8	7 207	3	(D)	11	5 763	7	833	–	–	2	(D)	4	165	6
13	7 789	22	22 945	211	144 881	72	37 917	4	(D)	8	2 386	50	21 647	7
3	796	8	1 963	188	148 572	22	6 671	–	–	5	672	35	16 301	8
4	1 519	4	(D)	10	2 351	2	(D)	–	–	1	(D)	2	(D)	9
9	1 926	17	10 641	32	14 157	3	(D)	–	–	–	–	12	10 923	10
1	(D)	4	405	10	3 458	5	566	–	–	2	(D)	5	3 664	11
8	(D)	11	(D)	20	8 817	3	(D)	2	(D)	–	–	9	1 011	12
44	18 351	45	13 393	162	101 053	34	8 623	1	(D)	12	(D)	55	16 147	13
13	5 849	17	(D)	64	34 833	15	5 240	–	–	2	(D)	16	4 404	14
21	9 392	15	3 478	81	62 918	16	2 970	–	–	6	(D)	26	9 162	15
1	(D)	2	(D)	2	(D)	–	–	–	–	–	–	–	(D)	16
9	(D)	11	(D)	15	(D)	3	413	1	(D)	4	(D)	11	(D)	17
7	926	16	1 949	53	35 906	10	2 480	–	–	9	(D)	11	2 214	18
4	(D)	11	1 542	44	30 174	10	2 480	–	–	5	(D)	8	1 961	19
1	(D)	1	(D)	7	(D)	–	–	–	–	1	(D)	1	(D)	20
2	(D)	4	(D)	2	(D)	–	–	–	–	3	47	2	(D)	21
29	6 339	58	21 598	221	118 233	61	10 976	–	–	24	(D)	73	14 831	22
2	(D)	6	(D)	6	3 957	1	(D)	–	–	3	102	3	(D)	23
16	3 803	29	11 292	174	92 623	49	9 508	–	–	8	(D)	41	11 235	24
–	–	3	(D)	6	2 518	2	(D)	–	–	–	–	–	336	25
1	(D)	3	(D)	13	(D)	4	587	–	–	3	(D)	7	(D)	26
10	(D)	17	(D)	22	(D)	5	(D)	–	–	10	(D)	17	1 292	27
277	144 065	357	388 366	1 624	1 483 309	513	402 784	53	17 398	213	52 340	876	758 713	28
254	(D)	340	365 195	1 540	(D)	500	400 680	52	(D)	202	(D)	841	740 787	29
2	(D)	–	–	4	(D)	–	–	–	–	1	(D)	3	914	30
252	135 281	340	365 195	1 536	1 385 774	500	400 680	52	(D)	201	49 050	838	739 873	31
7	2 146	2	(D)	43	66 454	4	1 128	–	–	4	(D)	11	10 303	32
11	4 805	6	(D)	19	22 467	2	(D)	1	(D)	4	(D)	9	(D)	33
2	(D)	–	–	1	(D)	1	(D)	–	–	1	(D)	1	(D)	34
3	(D)	9	(D)	21	(D)	6	(D)	–	–	2	(D)	14	6 199	35
15	5 236	24	7 115	51	28 579	17	3 787	–	–	3	137	17	6 677	36
3	152	3	(D)	10	4 827	4	936	–	–	–	–	2	(D)	37
4	(D)	13	2 235	32	20 611	13	2 851	–	–	2	(D)	10	3 628	38
8	(D)	8	(D)	9	3 141	–	–	–	–	1	(D)	5	(D)	39
–	–	8	1 314	11	2 191	4	358	–	–	3	159	4	(D)	40
–	–	5	1 105	9	(D)	2	(D)	–	–	2	(D)	3	(D)	41
–	–	3	209	2	(D)	2	(D)	–	–	1	(D)	1	(D)	42
6	803	10	1 717	33	13 364	13	1 410	–	–	3	71	8	846	43
3	538	7	905	31	(D)	13	1 410	–	–	3	71	3	526	44
3	265	3	812	2	(D)	–	–	–	–	–	–	5	320	45
23	14 961	56	12 682	182	97 668	41	14 265	9	(D)	37	3 088	86	24 698	46
15	12 555	47	11 427	158	83 438	40	(D)	7	1 098	18	1 630	70	22 285	47
1	(D)	–	–	7	1 550	–	–	–	–	4	217	4	(D)	48
7	(D)	9	1 255	17	12 680	1	(D)	2	(D)	15	1 241	12	(D)	49
7	(D)	17	2 192	56	56 966	10	3 313	–	–	10	1 037	15	4 549	50
4	279	11	1 416	54	(D)	10	3 313	–	–	7	(D)	13	(D)	51
3	(D)	6	776	2	(D)	–	–	–	–	3	(D)	2	(D)	52
14	3 513	23	4 770	61	32 209	13	2 891	1	(D)	9	(D)	15	(D)	53
5	1 433	8	(D)	37	14 764	10	1 957	1	(D)	3	286	5	(D)	54
3	(D)	4	558	17	15 740	2	(D)	–	–	3	–	6	(D)	55
6	(D)	11	(D)	7	1 705	1	(D)	–	–	3	64	4	(D)	56
2	(D)	1	(D)	10	4 996	7	1 303	–	–	–	–	1	(D)	57
14	2 539	13	1 880	44	16 021	9	1 921	–	–	4	(D)	17	12 980	58
4	606	3	(D)	23	10 187	7	(D)	–	–	–	–	10	(D)	59
1	(D)	1	(D)	8	2 887	2	(D)	–	–	1	(D)	1	(D)	60
9	(D)	9	(D)	13	2 947	–	–	–	–	3	(D)	6	1 299	61
–	–	2	(D)	2	(D)	1	(D)	–	–	–	–	1	(D)	62
3	(D)	8	3 631	20	10 706	4	675	–	–	2	(D)	5	(D)	63
1	(D)	4	(D)	11	5 642	3	(D)	–	–	1	(D)	–	(D)	64
2	(D)	4	(D)	9	5 064	1	(D)	–	–	1	(D)	5	(D)	65
3	1 488	5	592	10	4 666	7	1 135	–	–	3	(D)	4	(D)	66
2	(D)	2	(D)	6	2 385	7	1 135	–	–	3	(D)	3	185	67
1	(D)	3	(D)	4	2 281	–	–	–	–	–	–	1	(D)	68
7	1 584	10	1 016	17	8 761	7	785	–	–	4	439	5	815	69
1	(D)	3	287	13	4 969	6	(D)	–	–	1	(D)	2	(D)	70
6	(D)	7	729	4	3 792	1	(D)	–	–	3	(D)	3	(D)	71
4	329	3	312	14	7 959	7	1 540	–	–	1	(D)	7	1 008	72
2	(D)	3	312	12	(D)	5	(D)	–	–	1	(D)	4	(D)	73
2	(D)	–	–	2	(D)	2	(D)	–	–	–	–	3	(D)	74
3	1 255	2	(D)	6	4 574	6	647	–	–	5	(D)	2	(D)	75
1	(D)	1	(D)	5	(D)	5	(D)	–	–	2	(D)	2	(D)	76
2	(D)	1	(D)	1	(D)	1	(D)	–	–	3	(D)	–	(D)	77
37	15 998	47	22 063	210	137 121	65	19 895	5	(D)	24	2 728	72	53 818	78
8	1 823	9	(D)	18	25 646	7	(D)	1	(D)	3	(D)	14	(D)	79
2	(D)	3	450	5	825	1	(D)	–	–	1	(D)	1	(D)	80
6	(D)	12	3 188	31	19 980	20	3 786	1	(D)	3	314	11	10 050	81
–	–	–	–	–	–	–	–	–	–	–	(D)	1	(D)	82
14	4 230	18	14 898	141	85 979	36	14 398	3	(D)	13	1 445	41	14 023	83
7	(D)	5	(D)	15	4 691	1	(D)	–	–	3	47	4	(D)	84



**Places With 2,500 Inhabitants or More: 1992 —Con.**

appendix A. For information on geographic areas followed by ▲, see appendix F]

Selected kind-of-business or operation groups —Con.														
Miscellaneous repair services (SIC 76)		Amusement and recreation services, including motion pictures and museums (SIC 78, 79, 84)		Health services (SIC 80)		Legal services (SIC 81)		Selected educational services (SIC 823, 4, 9)		Social services (SIC 83)		Engineering, accounting, research, management, and related services (except noncommercial research organizations) (SIC 87 ex. 8733)		
Number	Receipts (\$1,000)	Number	Receipts (\$1,000)	Number	Receipts (\$1,000)	Number	Receipts (\$1,000)	Number	Receipts (\$1,000)	Number	Receipts (\$1,000)	Number	Receipts (\$1,000)	
5	1 019	8	476	21	10 145	4	1 119	—	—	4	(D)	15	8 629	1
3	(D)	4	210	13	6 257	3	(D)	—	—	1	(D)	10	(D)	2
2	(D)	4	266	8	3 888	1	(D)	—	—	3	91	5	(D)	3
5	2 088	6	945	16	4 298	8	1 373	—	—	1	(D)	5	389	4
6	938	17	3 447	35	14 893	9	668	1	(D)	5	(D)	11	2 550	5
3	(D)	5	821	23	10 059	9	668	1	(D)	2	(D)	7	2 367	6
3	(D)	12	2 626	12	4 834	—	—	—	—	3	(D)	4	183	7
5	739	16	3 781	33	8 564	10	1 980	—	—	2	(D)	4	517	8
2	(D)	2	(D)	8	1 230	2	(D)	—	—	—	—	1	(D)	9
1	(D)	7	1 839	15	3 814	7	1 368	—	—	—	—	2	(D)	10
2	(D)	7	(D)	10	3 520	1	(D)	—	—	2	(D)	1	(D)	11
7	1 233	12	1 887	38	15 576	11	2 616	—	—	5	1 253	5	(D)	12
3	(D)	7	1 227	24	(D)	6	1 712	—	—	4	(D)	4	(D)	13
4	(D)	5	660	14	(D)	5	904	—	—	1	(D)	1	(D)	14
2	(D)	4	297	18	8 824	8	1 867	—	—	5	(D)	5	853	15
2	(D)	2	(D)	18	8 824	8	1 867	—	—	4	(D)	3	(D)	16
—	—	2	(D)	—	—	—	—	—	—	1	(D)	2	(D)	17
80	41 888	94	30 155	494	347 528	129	51 977	13	3 237	64	8 729	212	101 881	18
11	1 891	30	13 961	79	40 688	18	(D)	2	(D)	15	1 269	32	9 694	19
41	34 180	29	5 751	333	256 030	106	44 960	7	1 734	30	6 087	131	82 480	20
28	5 817	35	10 443	82	50 810	5	(D)	4	(D)	19	1 373	49	9 707	21
2	(D)	8	1 251	20	8 679	8	1 391	1	(D)	4	(D)	12	1 381	22
1	(D)	1	(D)	3	1 064	1	(D)	—	—	—	—	—	(D)	23
—	—	6	(D)	17	7 615	6	(D)	—	—	2	(D)	6	1 030	24
1	(D)	—	(D)	—	—	1	(D)	1	(D)	2	(D)	6	351	25
5	(D)	20	3 023	46	27 712	21	5 004	1	(D)	3	(D)	22	(D)	26
2	(D)	12	(D)	37	23 229	19	(D)	—	—	2	(D)	13	1 692	27
3	(D)	8	(D)	9	4 483	2	(D)	1	(D)	1	(D)	9	(D)	28
2	(D)	7	(D)	13	7 609	7	1 115	—	—	1	(D)	9	2 412	29
2	(D)	6	651	16	8 358	6	859	—	—	2	(D)	4	214	30
—	—	1	(D)	10	5 884	5	(D)	—	—	1	(D)	1	(D)	31
2	(D)	5	(D)	6	2 474	1	(D)	—	—	1	(D)	3	(D)	32
7	2 344	15	3 315	35	13 867	13	2 201	—	—	7	989	20	3 836	33
3	(D)	8	1 599	27	12 103	12	(D)	—	—	7	989	13	2 031	34
4	(D)	7	1 716	8	1 764	1	(D)	—	—	—	—	7	1 805	35
7	1 094	4	(D)	17	10 287	6	983	2	(D)	1	(D)	6	1 649	36
1	(D)	4	(D)	14	(D)	6	983	—	—	1	(D)	3	(D)	37
6	(D)	—	—	3	(D)	—	—	2	(D)	—	—	3	(D)	38
—	—	1	(D)	3	(D)	3	190	—	—	3	307	—	(D)	39
32	(D)	41	14 071	161	151 652	43	18 587	8	(D)	22	3 261	78	42 112	40
20	13 413	28	10 630	123	134 826	43	18 587	5	(D)	14	1 786	46	17 378	41
5	1 040	6	(D)	28	14 129	—	—	2	(D)	5	(D)	20	(D)	42
7	(D)	7	(D)	10	2 697	—	—	1	(D)	3	(D)	12	(D)	43
2	(D)	3	(D)	20	8 883	7	719	—	—	3	(D)	9	1 022	44
—	—	—	—	1	(D)	—	—	—	—	—	—	1	(D)	45
—	—	2	(D)	14	6 793	7	719	—	—	1	(D)	6	(D)	46
2	(D)	1	(D)	5	(D)	—	—	—	—	2	(D)	2	(D)	47
—	—	4	470	6	1 188	4	310	—	—	2	(D)	—	(D)	48
67	44 411	78	24 319	341	309 710	103	44 496	9	(D)	47	(D)	148	105 082	49
59	(D)	68	22 632	328	304 156	103	44 496	8	(D)	43	13 643	133	102 476	50
8	(D)	10	1 687	13	5 554	—	—	1	(D)	4	(D)	15	2 606	51
1	(D)	3	(D)	19	10 458	5	704	1	(D)	—	—	2	(D)	52
1	(D)	2	(D)	16	(D)	3	(D)	1	(D)	—	—	2	(D)	53
—	—	1	(D)	3	(D)	2	(D)	—	—	—	—	—	(D)	54
35	17 870	39	6 766	202	186 902	47	20 537	7	(D)	35	(D)	52	12 897	55
28	13 210	27	5 366	157	156 486	46	(D)	4	(D)	22	(D)	45	11 222	56
7	4 660	12	1 400	45	30 416	1	(D)	3	(D)	13	(D)	7	1 675	57
9	1 413	16	2 012	39	24 575	12	2 554	—	—	2	(D)	13	2 892	58
3	(D)	1	(D)	9	(D)	1	(D)	—	—	1	(D)	2	(D)	59
3	408	8	1 191	28	17 802	11	(D)	—	—	1	(D)	8	837	60
3	(D)	7	(D)	2	(D)	—	—	—	—	—	—	3	(D)	61
—	—	1	(D)	3	(D)	4	(D)	—	—	—	—	—	(D)	62
9	6 825	17	2 683	50	28 039	14	2 204	—	—	15	1 041	17	3 235	63
4	(D)	3	(D)	15	5 761	9	1 824	—	—	1	(D)	4	(D)	64
3	(D)	1	(D)	1	(D)	—	—	4	(D)	—	—	6	(D)	65
2	(D)	6	1 627	16	10 811	5	380	—	—	5	526	7	1 327	66
—	—	7	618	18	(D)	—	—	5	(D)	6	(D)	6	(D)	67
3	490	10	1 069	19	11 849	6	1 390	—	—	3	(D)	5	742	68
—	—	8	(D)	16	(D)	6	1 390	—	—	—	—	4	(D)	69
3	490	2	(D)	3	(D)	—	—	—	—	3	(D)	1	(D)	70
20	5 074	38	7 324	122	73 765	22	5 030	1	(D)	9	(D)	28	12 518	71
13	(D)	25	4 012	93	54 111	16	4 319	1	(D)	6	(D)	20	11 626	72
7	(D)	13	3 312	29	19 654	6	711	—	—	3	(D)	8	892	73
9	1 781	8	1 729	26	29 320	8	1 893	—	—	4	(D)	9	2 405	74
5	1 214	7	(D)	21	23 544	8	1 893	—	—	4	(D)	9	2 405	75
4	567	1	(D)	5	5 776	—	—	—	—	—	—	—	(D)	76
11	1 918	24	10 605	25	10 195	12	1 256	—	—	3	33	17	1 883	77
5	620	16	(D)	17	8 672	10	(D)	—	—	1	(D)	15	(D)	78
6	1 298	8	(D)	8	1 523	2	(D)	—	—	2	(D)	2	(D)	79
9	4 117	13	2 362	25	11 154	8	1 768	1	(D)	4	(D)	10	9 761	80
2	(D)	8	1 620	19	9 265	7	(D)	1	(D)	1	(D)	8	(D)	81
7	(D)	5	742	6	1 889	1	(D)	—	—	3	(D)	2	(D)	82

**Table 5. Summary Statistics for Firms Subject to Federal Income Tax for Places With 350 Establishments or More: 1992**

[Includes only establishments with payroll. For meaning of abbreviations and symbols, see introductory text. For explanation of terms and comparability of 1987 and 1992 censuses, see appendix A. For information on geographic areas followed by ▲, see appendix F]

SIC code	Geographic area and kind of business or operation	Establishments (number)	Receipts (\$1,000)	Annual payroll (\$1,000)	First-quarter payroll (\$1,000)	Paid employees for pay period including March 12 (number)
	<b>ANDERSON</b>					
	<b>Total</b> .....	<b>493</b>	<b>198 978</b>	<b>80 999</b>	<b>17 399</b>	<b>4 171</b>
<b>70 ex. 704</b>	<b>Hotels, rooming houses, camps, and other lodging places (except membership lodging)</b> .....	<b>9</b>	<b>7 123</b>	<b>1 801</b>	<b>390</b>	<b>216</b>
7011	Hotels and motels .....	9	7 123	1 801	390	216
7011 pt.	Hotels .....	1	(D)	(D)	(D)	AA
7011 pt.	Motels, motor hotels, and tourist courts .....	8	(D)	(D)	(D)	CC
702, 3	Other lodging places .....	—	—	—	—	—
<b>72</b>	<b>Personal services</b> .....	<b>59</b>	<b>14 823</b>	<b>5 024</b>	<b>1 141</b>	<b>368</b>
721	Laundry, cleaning, and garment services .....	23	6 370	2 289	555	186
7211	Power laundries, family and commercial* .....	2	(D)	(D)	(D)	AA
7213	Linen supply* .....	—	—	—	—	—
7215	Coin-operated laundries and drycleaning .....	7	(D)	(D)	(D)	BB
7216	Drycleaning plants, except rug cleaning* .....	8	1 480	647	174	65
7217	Carpet and upholstery cleaning .....	4	(D)	(D)	(D)	AA
7218	Industrial laundriers* .....	1	(D)	(D)	(D)	BB
7212, 9	Other laundry, cleaning, and garment services* .....	1	(D)	(D)	(D)	AA
722	Photographic studios, portrait .....	10	(D)	(D)	(D)	BB
723, 4	Beauty and barber shops .....	15	2 095	893	196	84
723	Beauty shops .....	15	2 095	893	196	84
724	Barber shops .....	—	—	—	—	—
725	Shoe repair shops and shoeshine parlors .....	2	(D)	(D)	(D)	AA
726	Funeral service and crematories .....	4	4 405	1 419	284	46
729	Miscellaneous personal services .....	5	(D)	(D)	(D)	BB
<b>73</b>	<b>Business services</b> .....	<b>47</b>	<b>28 256</b>	<b>15 718</b>	<b>3 642</b>	<b>725</b>
731	Advertising .....	1	(D)	(D)	(D)	AA
732	Consumer credit reporting agencies, mercantile reporting agencies, and adjustment and collection agencies .....	3	(D)	(D)	(D)	BB
733	Mailing, reproduction, commercial art and photography, and stenographic services .....	4	(D)	(D)	(D)	AA
734	Services to dwellings and other buildings .....	12	3 055	1 451	329	147
735	Miscellaneous equipment rental and leasing .....	7	1 740	390	89	22
736	Personnel supply services .....	4	(D)	(D)	(D)	CC
737	Computer programming, data processing, and other computer related services .....	3	(D)	(D)	(D)	BB
7371, 2, 3	Computer programming, prepackaged software, and integrated systems .....	1	(D)	(D)	(D)	AA
7374, 5, 6	Data processing services .....	1	(D)	(D)	(D)	AA
7377, 8, 9	Computer rental and leasing, maintenance, and related services, n.e.c. ....	1	(D)	(D)	(D)	AA
738	Miscellaneous business services .....	13	15 587	9 694	2 388	313
<b>75</b>	<b>Automotive repair, services, and parking</b> .....	<b>58</b>	<b>16 976</b>	<b>4 508</b>	<b>1 048</b>	<b>289</b>
751	Automotive rental and leasing, without drivers .....	4	(D)	(D)	(D)	BB
752	Automobile parking .....	1	(D)	(D)	(D)	AA
753	Automotive repair shops .....	44	13 710	3 574	814	200
7532	Top, body, and upholstery repair shops and paint shops .....	14	6 110	1 589	367	90
7538	General automotive repair shops .....	16	3 843	1 108	255	65
7533, 4, 6, 7, 9	Other automotive repair shops .....	14	3 757	877	192	45
754	Automotive services, except repair .....	9	(D)	(D)	(D)	BB
<b>76</b>	<b>Miscellaneous repair services</b> .....	<b>16</b>	<b>3 803</b>	<b>1 387</b>	<b>477</b>	<b>124</b>
762	Electrical repair shops .....	6	(D)	(D)	(D)	BB
7622	Radio and television repair shops .....	2	(D)	(D)	(D)	AA
7623, 9	Other electrical and electronic repair shops .....	4	(D)	(D)	(D)	AA
763	Watch, clock, and jewelry repair .....	—	—	—	—	—
764	Reupholstery and furniture repair .....	1	(D)	(D)	(D)	AA
769	Miscellaneous repair and related services .....	9	(D)	(D)	(D)	BB
<b>78, 79, 84</b>	<b>Amusement and recreation services, including motion pictures and museums</b> .....	<b>29</b>	<b>11 292</b>	<b>3 078</b>	<b>723</b>	<b>332</b>
781, 2	Motion picture production, distribution, and services .....	—	—	—	—	—
783	Motion picture theaters .....	3	(D)	(D)	(D)	BB
784	Video tape rental .....	6	1 014	274	52	26
792	Theatrical producers (except motion picture), bands, orchestras, and entertainers .....	2	(D)	(D)	(D)	AA
793	Bowling centers .....	5	2 596	935	235	122
79 ex. 792, 3, 84	Commercial sports and other amusement and recreation services, including museums .....	13	2 952	936	266	122
<b>80</b>	<b>Health services</b> .....	<b>174</b>	<b>92 623</b>	<b>40 271</b>	<b>7 918</b>	<b>1 656</b>
801	Offices and clinics of doctors of medicine .....	90	48 062	23 178	4 072	448
802	Offices and clinics of dentists .....	41	10 975	3 995	906	187
803	Offices and clinics of doctors of osteopathy .....	—	—	—	—	—
804	Offices and clinics of other health practitioners .....	22	6 903	2 145	426	94
805	Nursing and personal care facilities .....	13	22 983	9 355	2 207	817
806	Hospitals .....	—	—	—	—	—
807, 8, 9	Other health services .....	8	3 700	1 598	307	110
<b>81</b>	<b>Legal services</b> .....	<b>49</b>	<b>9 508</b>	<b>2 831</b>	<b>639</b>	<b>154</b>
<b>823, 4, 9</b>	<b>Selected educational services</b> .....	<b>—</b>	<b>—</b>	<b>—</b>	<b>—</b>	<b>—</b>

**Table 5. Summary Statistics for Firms Subject to Federal Income Tax for Places With 350 Establishments or More: 1992 — Con.**

[Includes only establishments with payroll. For meaning of abbreviations and symbols, see introductory text. For explanation of terms and comparability of 1987 and 1992 censuses, see appendix A. For information on geographic areas followed by ▲, see appendix F]

SIC code	Geographic area and kind of business or operation	Establishments (number)	Receipts (\$1,000)	Annual payroll (\$1,000)	First-quarter payroll (\$1,000)	Paid employees for pay period including March 12 (number)
<b>ANDERSON—Con.</b>						
<b>83</b>	<b>Social services</b> .....	<b>8</b>	<b>(D)</b>	<b>(D)</b>	<b>(D)</b>	<b>BB</b>
835	Child day care services .....	5	327	185	44	22
832, 3, 6, 9	Other social services .....	3	(D)	(D)	(D)	BB
<b>87 ex. 8733</b>	<b>Engineering, accounting, research, management, and related services (except noncommercial research organizations)</b> .....	<b>41</b>	<b>11 235</b>	<b>5 212</b>	<b>1 158</b>	<b>241</b>
871	Engineering, architectural, and surveying services .....	13	5 678	2 838	598	123
872	Accounting, auditing, and bookkeeping services .....	21	3 816	1 669	404	89
873 ex. 8733	Research, development, and testing services (except noncommercial research organizations) .....	3	(D)	(D)	(D)	AA
874	Management and public relations services .....	4	(D)	(D)	(D)	AA
<b>89</b>	<b>Services, n.e.c.</b> .....	<b>3</b>	<b>(D)</b>	<b>(D)</b>	<b>(D)</b>	<b>BB</b>
<b>BLOOMINGTON</b>						
<b>Total</b> .....		<b>617</b>	<b>251 200</b>	<b>91 760</b>	<b>19 508</b>	<b>4 954</b>
<b>70 ex. 704</b>	<b>Hotels, rooming houses, camps, and other lodging places (except membership lodging)</b> .....	<b>16</b>	<b>19 542</b>	<b>4 718</b>	<b>884</b>	<b>391</b>
7011	Hotels and motels .....	14	(D)	(D)	(D)	EE
7011 pt.	Hotels .....	9	(D)	(D)	(D)	EE
7011 pt.	Motels, motor hotels, and tourist courts .....	5	(D)	(D)	(D)	BB
702, 3	Other lodging places .....	2	(D)	(D)	(D)	AA
<b>72</b>	<b>Personal services</b> .....	<b>82</b>	<b>15 102</b>	<b>5 829</b>	<b>1 451</b>	<b>650</b>
721	Laundry, cleaning, and garment services .....	24	(D)	(D)	(D)	CC
7211	Power laundries, family and commercial* .....	—	—	—	—	—
7213	Linen supply* .....	—	—	—	—	—
7215	Coin-operated laundries and drycleaning .....	7	(D)	(D)	(D)	BB
7216	Drycleaning plants, except rug cleaning* .....	7	1 412	603	154	72
7217	Carpet and upholstery cleaning .....	3	(D)	(D)	(D)	AA
7218	Industrial laundriers* .....	1	(D)	(D)	(D)	BB
7212, 9	Other laundry, cleaning, and garment services* .....	6	(D)	(D)	(D)	AA
722	Photographic studios, portrait .....	6	1 131	275	71	39
723, 4	Beauty and barber shops .....	36	4 566	2 084	500	213
723	Beauty shops .....	34	(D)	(D)	(D)	CC
724	Barber shops .....	2	(D)	(D)	(D)	AA
725	Shoe repair shops and shoeshine parlors .....	1	(D)	(D)	(D)	AA
726	Funeral service and crematories .....	2	(D)	(D)	(D)	AA
729	Miscellaneous personal services .....	13	(D)	(D)	(D)	CC
<b>73</b>	<b>Business services</b> .....	<b>104</b>	<b>48 178</b>	<b>16 961</b>	<b>3 766</b>	<b>1 057</b>
731	Advertising .....	5	(D)	(D)	(D)	BB
732	Consumer credit reporting agencies, mercantile reporting agencies, and adjustment and collection agencies .....	3	(D)	(D)	(D)	AA
733	Mailing, reproduction, commercial art and photography, and stenographic services .....	14	3 536	1 032	228	104
734	Services to dwellings and other buildings .....	29	6 173	3 077	696	310
735	Miscellaneous equipment rental and leasing .....	10	5 055	1 221	249	52
736	Personnel supply services .....	9	4 812	3 072	631	194
737	Computer programming, data processing, and other computer related services .....	14	(D)	(D)	(D)	BB
7371, 2, 3	Computer programming, prepackaged software, and integrated systems .....	11	8 246	2 779	652	77
7374, 5, 6	Data processing services .....	1	(D)	(D)	(D)	AA
7377, 8, 9	Computer rental and leasing, maintenance, and related services, n.e.c. ....	2	(D)	(D)	(D)	AA
738	Miscellaneous business services .....	20	(D)	(D)	(D)	EE
<b>75</b>	<b>Automotive repair, services, and parking</b> .....	<b>55</b>	<b>18 789</b>	<b>4 649</b>	<b>1 128</b>	<b>296</b>
751	Automotive rental and leasing, without drivers .....	7	6 938	1 270	294	67
752	Automobile parking .....	—	—	—	—	—
753	Automotive repair shops .....	37	9 067	2 591	635	134
7532	Top, body, and upholstery repair shops and paint shops .....	8	2 695	788	191	39
7538	General automotive repair shops .....	18	3 676	1 126	289	59
7533, 4, 6, 7, 9	Other automotive repair shops .....	11	2 696	677	155	36
754	Automotive services, except repair .....	11	2 784	788	199	95
<b>76</b>	<b>Miscellaneous repair services</b> .....	<b>15</b>	<b>12 555</b>	<b>4 259</b>	<b>1 001</b>	<b>258</b>
762	Electrical repair shops .....	9	9 227	3 608	840	211
7622	Radio and television repair shops .....	3	(D)	(D)	(D)	CC
7623, 9	Other electrical and electronic repair shops .....	6	(D)	(D)	(D)	BB
763	Watch, clock, and jewelry repair .....	—	—	—	—	—
764	Reupholstery and furniture repair .....	—	—	—	—	—
769	Miscellaneous repair and related services .....	6	3 328	651	161	47



**Table 5. Summary Statistics for Firms Subject to Federal Income Tax for Places With 350 Establishments or More: 1992 — Con.**

[Includes only establishments with payroll. For meaning of abbreviations and symbols, see introductory text. For explanation of terms and comparability of 1987 and 1992 censuses, see appendix A. For information on geographic areas followed by ▲, see appendix F]

SIC code	Geographic area and kind of business or operation	Establishments (number)	Receipts (\$1,000)	Annual payroll (\$1,000)	First-quarter payroll (\$1,000)	Paid employees for pay period including March 12 (number)
<b>BLOOMINGTON—Con.</b>						
<b>78, 79, 84</b>	<b>Amusement and recreation services, including motion pictures and museums</b> .....	<b>47</b>	<b>11 427</b>	<b>1 977</b>	<b>469</b>	<b>320</b>
781, 2	Motion picture production, distribution, and services .....	4	(D)	(D)	(D)	AA
783	Motion picture theaters .....	6	(D)	(D)	(D)	BB
784	Video tape rental .....	13	(D)	(D)	(D)	BB
792	Theatrical producers (except motion picture), bands, orchestras, and entertainers .....	2	(D)	(D)	(D)	AA
793	Bowling centers .....	2	(D)	(D)	(D)	AA
79 ex. 792, 3; 84	Commercial sports and other amusement and recreation services, including museums .....	20	4 650	836	170	101
<b>80</b>	<b>Health services</b> .....	<b>158</b>	<b>83 438</b>	<b>38 218</b>	<b>7 210</b>	<b>1 223</b>
801	Offices and clinics of doctors of medicine .....	83	57 575	29 664	5 206	637
802	Offices and clinics of dentists .....	38	10 576	3 095	683	177
803	Offices and clinics of doctors of osteopathy .....	—	—	—	—	—
804	Offices and clinics of other health practitioners .....	23	5 500	1 400	334	82
805	Nursing and personal care facilities .....	4	(D)	(D)	(D)	CC
806	Hospitals .....	—	—	—	—	—
807, 8, 9	Other health services .....	10	(D)	(D)	(D)	CC
<b>81</b>	<b>Legal services</b> .....	<b>40</b>	<b>(D)</b>	<b>(D)</b>	<b>(D)</b>	<b>CC</b>
<b>823, 4, 9</b>	<b>Selected educational services</b> .....	<b>7</b>	<b>1 098</b>	<b>230</b>	<b>46</b>	<b>22</b>
<b>83</b>	<b>Social services</b> .....	<b>18</b>	<b>1 630</b>	<b>560</b>	<b>151</b>	<b>113</b>
835	Child day care services .....	12	(D)	(D)	(D)	BB
832, 3, 6, 9	Other social services .....	6	(D)	(D)	(D)	AA
<b>87 ex. 8733</b>	<b>Engineering, accounting, research, management, and related services (except noncommercial research organizations)</b> .....	<b>70</b>	<b>22 285</b>	<b>9 458</b>	<b>2 289</b>	<b>382</b>
871	Engineering, architectural, and surveying services .....	18	8 830	4 006	990	152
872	Accounting, auditing, and bookkeeping services .....	26	7 923	2 906	747	147
873 ex. 8733	Research, development, and testing services (except noncommercial research organizations) .....	1	(D)	(D)	(D)	AA
874	Management and public relations services .....	25	(D)	(D)	(D)	BB
<b>89</b>	<b>Services, n.e.c.</b> .....	<b>5</b>	<b>(D)</b>	<b>(D)</b>	<b>(D)</b>	<b>BB</b>
<b>CARMEL</b>						
	<b>Total</b> .....	<b>385</b>	<b>214 936</b>	<b>81 703</b>	<b>18 732</b>	<b>3 748</b>
<b>70 ex. 704</b>	<b>Hotels, rooming houses, camps, and other lodging places (except membership lodging)</b> .....	<b>1</b>	<b>(D)</b>	<b>(D)</b>	<b>(D)</b>	<b>AA</b>
7011	Hotels and motels .....	1	(D)	(D)	(D)	AA
7011 pt.	Hotels .....	—	—	—	—	—
7011 pt.	Motels, motor hotels, and tourist courts .....	1	(D)	(D)	(D)	AA
702, 3	Other lodging places .....	—	—	—	—	—
<b>72</b>	<b>Personal services</b> .....	<b>51</b>	<b>8 689</b>	<b>3 346</b>	<b>728</b>	<b>285</b>
721	Laundry, cleaning, and garment services .....	21	3 355	1 351	303	122
7211	Power laundries, family and commercial* .....	—	—	—	—	—
7213	Linen supply* .....	—	—	—	—	—
7215	Coin-operated laundries and drycleaning .....	2	(D)	(D)	(D)	AA
7216	Drycleaning plants, except rug cleaning* .....	13	2 692	1 078	267	101
7217	Carpet and upholstery cleaning .....	1	(D)	(D)	(D)	AA
7218	Industrial launderers* .....	—	—	—	—	—
7212, 9	Other laundry, cleaning, and garment services* .....	5	(D)	(D)	(D)	BB
722	Photographic studios, portrait .....	1	(D)	(D)	(D)	AA
723, 4	Beauty and barber shops .....	19	3 593	1 489	319	125
723	Beauty shops .....	19	3 593	1 489	319	125
724	Barber shops .....	—	—	—	—	—
725	Shoe repair shops and shoeshine parlors .....	1	(D)	(D)	(D)	AA
726	Funeral service and crematories .....	2	(D)	(D)	(D)	AA
729	Miscellaneous personal services .....	7	1 054	274	58	29
<b>73</b>	<b>Business services</b> .....	<b>99</b>	<b>87 372</b>	<b>32 963</b>	<b>7 212</b>	<b>1 428</b>
731	Advertising .....	10	2 734	998	282	37
732	Consumer credit reporting agencies, mercantile reporting agencies, and adjustment and collection agencies .....	2	(D)	(D)	(D)	AA
733	Mailing, reproduction, commercial art and photography, and stenographic services .....	6	(D)	(D)	(D)	CC
734	Services to dwellings and other buildings .....	15	4 118	2 295	315	400
735	Miscellaneous equipment rental and leasing .....	5	7 190	2 098	250	51
736	Personnel supply services .....	6	4 673	2 525	565	109
737	Computer programming, data processing, and other computer related services .....	28	52 104	18 335	4 288	396
7371, 2, 3	Computer programming, prepackaged software, and integrated systems .....	19	18 148	7 054	1 611	140
7374, 5, 6	Data processing services .....	4	(D)	(D)	(D)	BB
7377, 8, 9	Computer rental and leasing, maintenance, and related services, n.e.c. .....	5	(D)	(D)	(D)	CC
738	Miscellaneous business services .....	27	(D)	(D)	(D)	CC

**Table 5. Summary Statistics for Firms Subject to Federal Income Tax for Places With 350 Establishments or More: 1992 — Con.**

[Includes only establishments with payroll. For meaning of abbreviations and symbols, see introductory text. For explanation of terms and comparability of 1987 and 1992 censuses, see appendix A. For information on geographic areas followed by ▲, see appendix F]

SIC code	Geographic area and kind of business or operation	Establishments (number)	Receipts (\$1,000)	Annual payroll (\$1,000)	First-quarter payroll (\$1,000)	Paid employees for pay period including March 12 (number)
<b>CARMEL—Con.</b>						
<b>75</b>	<b>Automotive repair, services, and parking</b> .....	<b>19</b>	<b>6 842</b>	<b>1 994</b>	<b>453</b>	<b>122</b>
751	Automotive rental and leasing, without drivers .....	1	(D)	(D)	(D)	AA
752	Automobile parking .....	—	—	—	—	—
753	Automotive repair shops .....	11	4 199	1 208	298	58
7532	Top, body, and upholstery repair shops and paint shops .....	2	(D)	(D)	(D)	AA
7538	General automotive repair shops .....	8	(D)	(D)	(D)	BB
7533, 4, 6, 7, 9	Other automotive repair shops .....	1	(D)	(D)	(D)	AA
754	Automotive services, except repair .....	7	(D)	(D)	(D)	BB
<b>76</b>	<b>Miscellaneous repair services</b> .....	<b>7</b>	<b>4 443</b>	<b>1 300</b>	<b>308</b>	<b>69</b>
762	Electrical repair shops .....	2	(D)	(D)	(D)	BB
7622	Radio and television repair shops .....	1	(D)	(D)	(D)	BB
7623, 9	Other electrical and electronic repair shops .....	1	(D)	(D)	(D)	AA
763	Watch, clock, and jewelry repair .....	—	—	—	—	—
764	Reupholstery and furniture repair .....	2	(D)	(D)	(D)	AA
769	Miscellaneous repair and related services .....	3	(D)	(D)	(D)	AA
<b>78, 79, 84</b>	<b>Amusement and recreation services, including motion pictures and museums</b> .....	<b>30</b>	<b>13 427</b>	<b>3 343</b>	<b>879</b>	<b>243</b>
781, 2	Motion picture production, distribution, and services .....	6	(D)	(D)	(D)	AA
783	Motion picture theaters .....	—	—	—	—	—
784	Video tape rental .....	3	(D)	(D)	(D)	AA
792	Theatrical producers (except motion picture), bands, orchestras, and entertainers .....	2	(D)	(D)	(D)	AA
793	Bowling centers .....	—	—	—	—	—
79 ex. 792, 3; 84	Commercial sports and other amusement and recreation services, including museums .....	19	10 637	2 768	693	204
<b>80</b>	<b>Health services</b> .....	<b>87</b>	<b>51 349</b>	<b>22 904</b>	<b>5 030</b>	<b>946</b>
801	Offices and clinics of doctors of medicine .....	33	22 236	9 495	1 819	179
802	Offices and clinics of dentists .....	26	8 244	2 914	732	131
803	Offices and clinics of doctors of osteopathy .....	—	—	—	—	—
804	Offices and clinics of other health practitioners .....	16	2 608	1 120	204	37
805	Nursing and personal care facilities .....	7	16 835	8 558	2 115	552
806	Hospitals .....	—	—	—	—	—
807, 8, 9	Other health services .....	5	1 426	817	160	47
<b>81</b>	<b>Legal services</b> .....	<b>12</b>	<b>4 186</b>	<b>1 772</b>	<b>485</b>	<b>57</b>
<b>823, 4, 9</b>	<b>Selected educational services</b> .....	<b>2</b>	<b>(D)</b>	<b>(D)</b>	<b>(D)</b>	<b>AA</b>
<b>83</b>	<b>Social services</b> .....	<b>13</b>	<b>5 897</b>	<b>2 499</b>	<b>619</b>	<b>237</b>
835	Child day care services .....	8	2 362	1 201	318	142
832, 3, 6, 9	Other social services .....	5	3 535	1 298	301	95
<b>87 ex. 8733</b>	<b>Engineering, accounting, research, management, and related services (except noncommercial research organizations)</b> .....	<b>58</b>	<b>26 629</b>	<b>8 810</b>	<b>1 809</b>	<b>294</b>
871	Engineering, architectural, and surveying services .....	17	6 834	2 223	472	60
872	Accounting, auditing, and bookkeeping services .....	12	2 739	1 383	267	38
873 ex. 8733	Research, development, and testing services (except noncommercial research organizations) .....	6	2 810	756	176	28
874	Management and public relations services .....	23	14 246	4 448	894	168
<b>89</b>	<b>Services, n.e.c.</b> .....	<b>6</b>	<b>(D)</b>	<b>(D)</b>	<b>(D)</b>	<b>BB</b>
<b>COLUMBUS</b>						
	<b>Total</b> .....	<b>410</b>	<b>181 782</b>	<b>75 817</b>	<b>17 023</b>	<b>3 675</b>
<b>70 ex. 704</b>	<b>Hotels, rooming houses, camps, and other lodging places (except membership lodging)</b> .....	<b>10</b>	<b>(D)</b>	<b>(D)</b>	<b>(D)</b>	<b>EE</b>
7011	Hotels and motels .....	9	(D)	(D)	(D)	EE
7011 pt.	Hotels .....	3	(D)	(D)	(D)	CC
7011 pt.	Motels, motor hotels, and tourist courts .....	6	3 916	1 157	223	104
702, 3	Other lodging places .....	1	(D)	(D)	(D)	AA
<b>72</b>	<b>Personal services</b> .....	<b>38</b>	<b>15 644</b>	<b>5 182</b>	<b>1 159</b>	<b>303</b>
721	Laundry, cleaning, and garment services .....	17	(D)	(D)	(D)	CC
7211	Power laundries, family and commercial* .....	1	(D)	(D)	(D)	AA
7213	Linen supply* .....	1	(D)	(D)	(D)	BB
7215	Coin-operated laundries and drycleaning .....	4	458	121	30	19
7216	Drycleaning plants, except rug cleaning* .....	7	1 762	557	111	44
7217	Carpet and upholstery cleaning .....	1	(D)	(D)	(D)	AA
7218	Industrial launderers* .....	2	(D)	(D)	(D)	BB
7212, 9	Other laundry, cleaning, and garment services* .....	1	(D)	(D)	(D)	AA
722	Photographic studios, portrait .....	4	889	185	35	13
723, 4	Beauty and barber shops .....	9	(D)	(D)	(D)	BB
723	Beauty shops .....	9	(D)	(D)	(D)	BB
724	Barber shops .....	—	—	—	—	—
725	Shoe repair shops and shoeshine parlors .....	—	—	—	—	—
726	Funeral service and crematories .....	4	(D)	(D)	(D)	AA
729	Miscellaneous personal services .....	4	(D)	(D)	(D)	AA

**Table 5. Summary Statistics for Firms Subject to Federal Income Tax for Places With 350 Establishments or More: 1992 — Con.**

[Includes only establishments with payroll. For meaning of abbreviations and symbols, see introductory text. For explanation of terms and comparability of 1987 and 1992 censuses, see appendix A. For information on geographic areas followed by ▲, see appendix F]

SIC code	Geographic area and kind of business or operation	Establishments (number)	Receipts (\$1,000)	Annual payroll (\$1,000)	First-quarter payroll (\$1,000)	Paid employees for pay period including March 12 (number)
<b>COLUMBUS—Con.</b>						
<b>73</b>	<b>Business services</b> .....	<b>65</b>	<b>30 095</b>	<b>15 248</b>	<b>3 415</b>	<b>956</b>
731	Advertising .....	4	2 159	697	239	27
732	Consumer credit reporting agencies, mercantile reporting agencies, and adjustment and collection agencies .....	1	(D)	(D)	(D)	AA
733	Mailing, reproduction, commercial art and photography, and stenographic services .....	7	(D)	(D)	(D)	BB
734	Services to dwellings and other buildings .....	18	(D)	(D)	(D)	CC
735	Miscellaneous equipment rental and leasing .....	9	(D)	(D)	(D)	BB
736	Personnel supply services .....	8	6 112	4 395	819	389
737	Computer programming, data processing, and other computer related services .....	6	(D)	(D)	(D)	CC
7371, 2, 3	Computer programming, prepackaged software, and integrated systems .....	4	(D)	(D)	(D)	BB
7374, 5, 6	Data processing services .....	2	(D)	(D)	(D)	CC
7377, 8, 9	Computer rental and leasing, maintenance, and related services, n.e.c. ....	—	—	—	—	—
738	Miscellaneous business services .....	12	(D)	(D)	(D)	BB
<b>75</b>	<b>Automotive repair, services, and parking</b> .....	<b>34</b>	<b>8 750</b>	<b>2 683</b>	<b>601</b>	<b>144</b>
751	Automotive rental and leasing, without drivers .....	2	(D)	(D)	(D)	AA
752	Automobile parking .....	—	—	—	—	—
753	Automotive repair shops .....	26	(D)	(D)	(D)	BB
7532	Top, body, and upholstery repair shops and paint shops .....	6	(D)	(D)	(D)	BB
7538	General automotive repair shops .....	12	2 573	744	175	41
7533, 4, 6, 7, 9	Other automotive repair shops .....	8	(D)	(D)	(D)	AA
754	Automotive services, except repair .....	6	(D)	(D)	(D)	BB
<b>76</b>	<b>Miscellaneous repair services</b> .....	<b>19</b>	<b>7 908</b>	<b>2 554</b>	<b>537</b>	<b>95</b>
762	Electrical repair shops .....	6	1 673	699	155	36
7622	Radio and television repair shops .....	4	(D)	(D)	(D)	AA
7623, 9	Other electrical and electronic repair shops .....	2	(D)	(D)	(D)	BB
763	Watch, clock, and jewelry repair .....	—	—	—	—	—
764	Reupholstery and furniture repair .....	1	(D)	(D)	(D)	AA
769	Miscellaneous repair and related services .....	12	(D)	(D)	(D)	BB
<b>78, 79, 84</b>	<b>Amusement and recreation services, including motion pictures and museums</b> .....	<b>24</b>	<b>(D)</b>	<b>(D)</b>	<b>(D)</b>	<b>CC</b>
781, 2	Motion picture production, distribution, and services .....	—	—	—	—	—
783	Motion picture theaters .....	3	(D)	(D)	(D)	BB
784	Video tape rental .....	3	1 080	211	50	25
792	Theatrical producers (except motion picture), bands, orchestras, and entertainers .....	1	(D)	(D)	(D)	AA
793	Bowling centers .....	4	(D)	(D)	(D)	BB
79 ex. 792, 3; 84	Commercial sports and other amusement and recreation services, including museums .....	13	(D)	(D)	(D)	BB
<b>80</b>	<b>Health services</b> .....	<b>109</b>	<b>70 604</b>	<b>31 834</b>	<b>7 128</b>	<b>1 144</b>
801	Offices and clinics of doctors of medicine .....	48	(D)	(D)	(D)	EE
802	Offices and clinics of dentists .....	31	(D)	(D)	(D)	CC
803	Offices and clinics of doctors of osteopathy .....	—	—	—	—	—
804	Offices and clinics of other health practitioners .....	21	(D)	(D)	(D)	BB
805	Nursing and personal care facilities .....	3	(D)	(D)	(D)	EE
806	Hospitals .....	1	(D)	(D)	(D)	BB
807, 8, 9	Other health services .....	5	(D)	(D)	(D)	BB
<b>81</b>	<b>Legal services</b> .....	<b>33</b>	<b>8 681</b>	<b>3 452</b>	<b>674</b>	<b>117</b>
<b>823, 4, 9</b>	<b>Selected educational services</b> .....	<b>2</b>	<b>(D)</b>	<b>(D)</b>	<b>(D)</b>	<b>AA</b>
<b>83</b>	<b>Social services</b> .....	<b>10</b>	<b>1 243</b>	<b>574</b>	<b>138</b>	<b>80</b>
835	Child day care services .....	8	(D)	(D)	(D)	BB
832, 3, 6, 9	Other social services .....	2	(D)	(D)	(D)	AA
<b>87 ex. 8733</b>	<b>Engineering, accounting, research, management, and related services (except noncommercial research organizations)</b> .....	<b>65</b>	<b>22 200</b>	<b>10 060</b>	<b>2 447</b>	<b>374</b>
871	Engineering, architectural, and surveying services .....	24	(D)	(D)	(D)	CC
872	Accounting, auditing, and bookkeeping services .....	15	(D)	(D)	(D)	BB
873 ex. 8733	Research, development, and testing services (except noncommercial research organizations) .....	3	(D)	(D)	(D)	AA
874	Management and public relations services .....	23	(D)	(D)	(D)	BB
<b>89</b>	<b>Services, n.e.c.</b> .....	<b>1</b>	<b>(D)</b>	<b>(D)</b>	<b>(D)</b>	<b>AA</b>

**Table 5. Summary Statistics for Firms Subject to Federal Income Tax for Places With 350 Establishments or More: 1992 — Con.**

[Includes only establishments with payroll. For meaning of abbreviations and symbols, see introductory text. For explanation of terms and comparability of 1987 and 1992 censuses, see appendix A. For information on geographic areas followed by ▲, see appendix F]

SIC code	Geographic area and kind of business or operation	Establishments (number)	Receipts (\$1,000)	Annual payroll (\$1,000)	First-quarter payroll (\$1,000)	Paid employees for pay period including March 12 (number)
<b>ELKHART</b>						
	<b>Total</b> .....	<b>547</b>	<b>336 159</b>	<b>104 286</b>	<b>25 450</b>	<b>7 451</b>
<b>70 ex. 704</b>	<b>Hotels, rooming houses, camps, and other lodging places (except membership lodging)</b> .....	<b>20</b>	<b>(D)</b>	<b>(D)</b>	<b>(D)</b>	<b>EE</b>
7011	Hotels and motels .....	19	14 787	4 096	902	411
7011 pt.	Hotels .....	4	5 157	1 944	443	177
7011 pt.	Motels, motor hotels, and tourist courts .....	15	9 630	2 152	459	234
702, 3	Other lodging places .....	1	(D)	(D)	(D)	AA
<b>72</b>	<b>Personal services</b> .....	<b>63</b>	<b>11 951</b>	<b>4 499</b>	<b>1 035</b>	<b>414</b>
721	Laundry, cleaning, and garment services .....	17	4 244	1 598	317	134
7211	Power laundries, family and commercial* .....	1	(D)	(D)	(D)	AA
7213	Linen supply* .....	—	—	—	—	—
7215	Coin-operated laundries and drycleaning .....	6	836	194	43	33
7216	Drycleaning plants, except rug cleaning* .....	7	(D)	(D)	(D)	BB
7217	Carpet and upholstery cleaning .....	1	(D)	(D)	(D)	AA
7218	Industrial laundrers* .....	1	(D)	(D)	(D)	AA
7212, 9	Other laundry, cleaning, and garment services* .....	1	(D)	(D)	(D)	AA
722	Photographic studios, portrait .....	4	695	69	11	4
723, 4	Beauty and barber shops .....	30	3 310	1 444	350	144
723	Beauty shops .....	30	3 310	1 444	350	144
724	Barber shops .....	—	—	—	—	—
725	Shoe repair shops and shoeshine parlors .....	—	—	—	—	—
726	Funeral service and crematories .....	5	(D)	(D)	(D)	BB
729	Miscellaneous personal services .....	7	(D)	(D)	(D)	CC
<b>73</b>	<b>Business services</b> .....	<b>103</b>	<b>88 075</b>	<b>24 531</b>	<b>6 184</b>	<b>2 910</b>
731	Advertising .....	7	1 703	545	158	19
732	Consumer credit reporting agencies, mercantile reporting agencies, and adjustment and collection agencies .....	3	(D)	(D)	(D)	BB
733	Mailing, reproduction, commercial art and photography, and stenographic services .....	10	1 812	588	127	27
734	Services to dwellings and other buildings .....	25	2 274	928	230	140
735	Miscellaneous equipment rental and leasing .....	14	7 480	1 805	443	96
736	Personnel supply services .....	14	10 507	7 554	1 681	1 716
737	Computer programming, data processing, and other computer related services .....	5	1 468	527	128	28
7371, 2, 3	Computer programming, prepackaged software, and integrated systems .....	4	(D)	(D)	(D)	BB
7374, 5, 6	Data processing services .....	1	(D)	(D)	(D)	AA
7377, 8, 9	Computer rental and leasing, maintenance, and related services, n.e.c. ....	—	—	—	—	—
738	Miscellaneous business services .....	25	(D)	(D)	(D)	FF
<b>75</b>	<b>Automotive repair, services, and parking</b> .....	<b>80</b>	<b>65 300</b>	<b>14 186</b>	<b>3 331</b>	<b>715</b>
751	Automotive rental and leasing, without drivers .....	6	(D)	(D)	(D)	BB
752	Automobile parking .....	—	—	—	—	—
753	Automotive repair shops .....	62	55 382	12 366	2 895	527
7532	Top, body, and upholstery repair shops and paint shops .....	28	43 614	8 459	1 988	376
7538	General automotive repair shops .....	19	6 494	2 065	516	88
7533, 4, 6, 7, 9	Other automotive repair shops .....	15	5 274	1 842	391	63
754	Automotive services, except repair .....	12	(D)	(D)	(D)	CC
<b>76</b>	<b>Miscellaneous repair services</b> .....	<b>32</b>	<b>11 282</b>	<b>3 401</b>	<b>803</b>	<b>182</b>
762	Electrical repair shops .....	7	2 654	670	158	48
7622	Radio and television repair shops .....	2	(D)	(D)	(D)	AA
7623, 9	Other electrical and electronic repair shops .....	5	(D)	(D)	(D)	BB
763	Watch, clock, and jewelry repair .....	1	(D)	(D)	(D)	AA
764	Reupholstery and furniture repair .....	4	288	97	22	7
769	Miscellaneous repair and related services .....	20	(D)	(D)	(D)	CC
<b>78, 79, 84</b>	<b>Amusement and recreation services, including motion pictures and museums</b> .....	<b>31</b>	<b>7 844</b>	<b>2 072</b>	<b>672</b>	<b>290</b>
781, 2	Motion picture production, distribution, and services .....	2	(D)	(D)	(D)	AA
783	Motion picture theaters .....	3	(D)	(D)	(D)	BB
784	Video tape rental .....	10	(D)	(D)	(D)	BB
792	Theatrical producers (except motion picture), bands, orchestras, and entertainers .....	2	(D)	(D)	(D)	AA
793	Bowling centers .....	4	1 603	455	117	44
79 ex. 792, 3, 84	Commercial sports and other amusement and recreation services, including museums .....	10	2 088	878	364	148
<b>80</b>	<b>Health services</b> .....	<b>104</b>	<b>96 176</b>	<b>38 582</b>	<b>9 279</b>	<b>1 964</b>
801	Offices and clinics of doctors of medicine .....	37	44 991	19 628	4 569	483
802	Offices and clinics of dentists .....	30	10 785	3 591	828	170
803	Offices and clinics of doctors of osteopathy .....	1	(D)	(D)	(D)	AA
804	Offices and clinics of other health practitioners .....	18	4 625	1 184	290	90
805	Nursing and personal care facilities .....	7	25 689	11 236	2 903	1 062
806	Hospitals .....	—	—	—	—	—
807, 8, 9	Other health services .....	11	(D)	(D)	(D)	CC
<b>81</b>	<b>Legal services</b> .....	<b>44</b>	<b>16 514</b>	<b>3 190</b>	<b>732</b>	<b>150</b>
<b>823, 4, 9</b>	<b>Selected educational services</b> .....	<b>4</b>	<b>388</b>	<b>186</b>	<b>40</b>	<b>7</b>

**Table 5. Summary Statistics for Firms Subject to Federal Income Tax for Places With 350 Establishments or More: 1992 — Con.**

[Includes only establishments with payroll. For meaning of abbreviations and symbols, see introductory text. For explanation of terms and comparability of 1987 and 1992 censuses, see appendix A. For information on geographic areas followed by ▲, see appendix F.]

SIC code	Geographic area and kind of business or operation	Establishments (number)	Receipts (\$1,000)	Annual payroll (\$1,000)	First-quarter payroll (\$1,000)	Paid employees for pay period including March 12 (number)
<b>ELKHART—Con.</b>						
<b>83</b>	<b>Social services</b> .....	<b>9</b>	<b>(D)</b>	<b>(D)</b>	<b>(D)</b>	<b>BB</b>
835	Child day care services .....	5	(D)	(D)	(D)	BB
832, 3, 6, 9	Other social services .....	4	(D)	(D)	(D)	AA
<b>87 ex. 8733</b>	<b>Engineering, accounting, research, management, and related services (except noncommercial research organizations)</b> .....	<b>54</b>	<b>21 941</b>	<b>8 716</b>	<b>2 283</b>	<b>319</b>
871	Engineering, architectural, and surveying services .....	16	5 282	2 358	567	94
872	Accounting, auditing, and bookkeeping services .....	27	13 695	4 873	1 369	181
873 ex. 8733	Research, development, and testing services (except noncommercial research organizations) .....	1	(D)	(D)	(D)	AA
874	Management and public relations services .....	10	(D)	(D)	(D)	BB
<b>89</b>	<b>Services, n.e.c.</b> .....	<b>3</b>	<b>(D)</b>	<b>(D)</b>	<b>(D)</b>	<b>AA</b>
<b>EVANSVILLE</b>						
	<b>Total</b> .....	<b>1 274</b>	<b>815 607</b>	<b>335 506</b>	<b>72 258</b>	<b>15 757</b>
<b>70 ex. 704</b>	<b>Hotels, rooming houses, camps, and other lodging places (except membership lodging)</b> .....	<b>19</b>	<b>(D)</b>	<b>(D)</b>	<b>(D)</b>	<b>FF</b>
7011	Hotels and motels .....	17	(D)	(D)	(D)	FF
7011 pt.	Hotels .....	6	10 041	2 296	538	265
7011 pt.	Motels, motor hotels, and tourist courts .....	11	(D)	(D)	(D)	FF
702, 3	Other lodging places .....	2	(D)	(D)	(D)	BB
<b>72</b>	<b>Personal services</b> .....	<b>150</b>	<b>45 938</b>	<b>16 065</b>	<b>4 045</b>	<b>1 284</b>
721	Laundry, cleaning, and garment services .....	33	(D)	(D)	(D)	FF
7211	Power laundries, family and commercial* .....	4	(D)	(D)	(D)	BB
7213	Linen supply* .....	—	—	—	—	—
7215	Coin-operated laundries and drycleaning .....	7	1 000	265	58	32
7216	Drycleaning plants, except rug cleaning* .....	17	(D)	(D)	(D)	CC
7217	Carpet and upholstery cleaning .....	2	(D)	(D)	(D)	AA
7218	Industrial laundries* .....	2	(D)	(D)	(D)	CC
7212, 9	Other laundry, cleaning, and garment services* .....	1	(D)	(D)	(D)	AA
722	Photographic studios, portrait .....	13	2 624	587	125	62
723, 4	Beauty and barber shops .....	67	7 589	3 455	838	348
723	Beauty shops .....	64	7 360	3 372	818	340
724	Barber shops .....	3	229	83	20	8
725	Shoe repair shops and shoeshine parlors .....	1	(D)	(D)	(D)	AA
726	Funeral service and crematories .....	14	9 205	2 746	733	113
729	Miscellaneous personal services .....	22	(D)	(D)	(D)	CC
<b>73</b>	<b>Business services</b> .....	<b>224</b>	<b>170 606</b>	<b>62 613</b>	<b>14 181</b>	<b>4 111</b>
731	Advertising .....	19	10 362	2 747	662	92
732	Consumer credit reporting agencies, mercantile reporting agencies, and adjustment and collection agencies .....	9	4 668	1 385	313	76
733	Mailing, reproduction, commercial art and photography, and stenographic services .....	20	8 918	2 930	694	132
734	Services to dwellings and other buildings .....	34	16 704	6 324	1 413	691
735	Miscellaneous equipment rental and leasing .....	25	32 074	7 048	1 631	294
736	Personnel supply services .....	21	(D)	(D)	(D)	GG
737	Computer programming, data processing, and other computer related services .....	36	(D)	(D)	(D)	CC
7371, 2, 3	Computer programming, prepackaged software, and integrated systems .....	20	13 011	4 241	958	138
7374, 5, 6	Data processing services .....	5	(D)	(D)	(D)	AA
7377, 8, 9	Computer rental and leasing, maintenance, and related services, n.e.c. ....	11	(D)	(D)	(D)	BB
738	Miscellaneous business services .....	60	55 162	18 850	4 434	1 263
<b>75</b>	<b>Automotive repair, services, and parking</b> .....	<b>134</b>	<b>52 305</b>	<b>13 696</b>	<b>3 300</b>	<b>752</b>
751	Automotive rental and leasing, without drivers .....	13	(D)	(D)	(D)	CC
752	Automobile parking .....	—	—	—	—	—
753	Automotive repair shops .....	103	30 772	10 457	2 505	540
7532	Top, body, and upholstery repair shops and paint shops .....	35	(D)	(D)	(D)	CC
7538	General automotive repair shops .....	34	10 958	3 550	893	192
7533, 4, 6, 7, 9	Other automotive repair shops .....	34	(D)	(D)	(D)	CC
754	Automotive services, except repair .....	18	(D)	(D)	(D)	CC
<b>76</b>	<b>Miscellaneous repair services</b> .....	<b>59</b>	<b>(D)</b>	<b>(D)</b>	<b>(D)</b>	<b>EE</b>
762	Electrical repair shops .....	23	(D)	(D)	(D)	EE
7622	Radio and television repair shops .....	8	(D)	(D)	(D)	BB
7623, 9	Other electrical and electronic repair shops .....	15	(D)	(D)	(D)	CC
763	Watch, clock, and jewelry repair .....	2	(D)	(D)	(D)	AA
764	Reupholstery and furniture repair .....	4	(D)	(D)	(D)	AA
769	Miscellaneous repair and related services .....	30	(D)	(D)	(D)	CC

**Table 5. Summary Statistics for Firms Subject to Federal Income Tax for Places With 350 Establishments or More: 1992 — Con.**

[Includes only establishments with payroll. For meaning of abbreviations and symbols, see introductory text. For explanation of terms and comparability of 1987 and 1992 censuses, see appendix A. For information on geographic areas followed by ▲, see appendix F]

SIC code	Geographic area and kind of business or operation	Establishments (number)	Receipts (\$1,000)	Annual payroll (\$1,000)	First-quarter payroll (\$1,000)	Paid employees for pay period including March 12 (number)
<b>EVANSVILLE—Con.</b>						
<b>78, 79, 84</b>	<b>Amusement and recreation services, including motion pictures and museums</b> .....	<b>68</b>	<b>22 632</b>	<b>6 028</b>	<b>1 454</b>	<b>791</b>
781, 2	Motion picture production, distribution, and services .....	3	(D)	(D)	(D)	AA
783	Motion picture theaters .....	4	(D)	(D)	(D)	CC
784	Video tape rental .....	16	(D)	(D)	(D)	CC
792	Theatrical producers (except motion picture), bands, orchestras, and entertainers .....	2	(D)	(D)	(D)	AA
793	Bowling centers .....	5	2 939	962	239	105
79 ex. 792, 3; 84	Commercial sports and other amusement and recreation services, including museums .....	38	(D)	(D)	(D)	EE
<b>80</b>	<b>Health services</b> .....	<b>328</b>	<b>304 156</b>	<b>151 594</b>	<b>30 312</b>	<b>4 713</b>
801	Offices and clinics of doctors of medicine .....	156	190 945	103 692	19 734	2 047
802	Offices and clinics of dentists .....	83	(D)	(D)	(D)	EE
803	Offices and clinics of doctors of osteopathy .....	1	(D)	(D)	(D)	AA
804	Offices and clinics of other health practitioners .....	40	12 030	4 220	964	187
805	Nursing and personal care facilities .....	15	43 606	20 678	4 988	1 527
806	Hospitals .....	2	(D)	(D)	(D)	CC
807, 8, 9	Other health services .....	31	(D)	(D)	(D)	EE
<b>81</b>	<b>Legal services</b> .....	<b>103</b>	<b>44 496</b>	<b>12 284</b>	<b>2 575</b>	<b>492</b>
<b>823, 4, 9</b>	<b>Selected educational services</b> .....	<b>8</b>	<b>(D)</b>	<b>(D)</b>	<b>(D)</b>	<b>BB</b>
<b>83</b>	<b>Social services</b> .....	<b>43</b>	<b>13 643</b>	<b>5 109</b>	<b>1 256</b>	<b>489</b>
835	Child day care services .....	21	1 570	735	176	131
832, 3, 6, 9	Other social services .....	22	12 073	4 374	1 080	358
<b>87 ex. 8733</b>	<b>Engineering, accounting, research, management, and related services (except noncommercial research organizations)</b> .....	<b>133</b>	<b>102 476</b>	<b>48 954</b>	<b>10 432</b>	<b>1 655</b>
871	Engineering, architectural, and surveying services .....	39	22 942	13 901	3 169	420
872	Accounting, auditing, and bookkeeping services .....	53	(D)	(D)	(D)	EE
873 ex. 8733	Research, development, and testing services (except noncommercial research organizations) .....	11	(D)	(D)	(D)	EE
874	Management and public relations services .....	30	(D)	(D)	(D)	EE
<b>89</b>	<b>Services, n.e.c.</b> .....	<b>5</b>	<b>(D)</b>	<b>(D)</b>	<b>(D)</b>	<b>BB</b>
<b>FORT WAYNE</b>						
<b>Total</b> .....		<b>1 774</b>	<b>1 184 884</b>	<b>448 813</b>	<b>100 343</b>	<b>22 087</b>
<b>70 ex. 704</b>	<b>Hotels, rooming houses, camps, and other lodging places (except membership lodging)</b> .....	<b>31</b>	<b>34 060</b>	<b>9 628</b>	<b>2 068</b>	<b>914</b>
7011	Hotels and motels .....	30	(D)	(D)	(D)	FF
7011 pt.	Hotels .....	5	(D)	(D)	(D)	EE
7011 pt.	Motels, motor hotels, and tourist courts .....	25	(D)	(D)	(D)	EE
702, 3	Other lodging places .....	1	(D)	(D)	(D)	AA
<b>72</b>	<b>Personal services</b> .....	<b>224</b>	<b>60 612</b>	<b>22 902</b>	<b>5 459</b>	<b>1 945</b>
721	Laundry, cleaning, and garment services .....	68	30 014	10 550	2 474	875
7211	Power laundries, family and commercial* .....	1	(D)	(D)	(D)	AA
7213	Linen supply* .....	1	(D)	(D)	(D)	BB
7215	Coin-operated laundries and drycleaning .....	12	1 901	565	129	54
7216	Drycleaning plants, except rug cleaning* .....	31	(D)	(D)	(D)	EE
7217	Carpet and upholstery cleaning .....	12	2 969	1 192	210	103
7218	Industrial launderers* .....	3	16 134	5 414	1 189	303
7212, 9	Other laundry, cleaning, and garment services* .....	8	(D)	(D)	(D)	BB
722	Photographic studios, portrait .....	12	(D)	(D)	(D)	BB
723, 4	Beauty and barber shops .....	90	12 935	6 211	1 481	515
723	Beauty shops .....	87	(D)	(D)	(D)	FF
724	Barber shops .....	3	(D)	(D)	(D)	AA
725	Shoe repair shops and shoeshine parlors .....	5	409	111	43	18
726	Funeral service and crematories .....	10	(D)	(D)	(D)	BB
729	Miscellaneous personal services .....	39	(D)	(D)	(D)	EE
<b>73</b>	<b>Business services</b> .....	<b>359</b>	<b>272 496</b>	<b>91 341</b>	<b>20 353</b>	<b>6 853</b>
731	Advertising .....	29	15 634	4 769	1 104	170
732	Consumer credit reporting agencies, mercantile reporting agencies, and adjustment and collection agencies .....	15	(D)	(D)	(D)	CC
733	Mailing, reproduction, commercial art and photography, and stenographic services .....	33	11 059	3 937	1 254	178
734	Services to dwellings and other buildings .....	61	15 324	7 362	1 694	948
735	Miscellaneous equipment rental and leasing .....	37	20 731	4 607	1 072	245
736	Personnel supply services .....	48	39 930	27 458	5 066	3 323
737	Computer programming, data processing, and other computer related services .....	49	117 545	25 146	5 963	616
7371, 2, 3	Computer programming, prepackaged software, and integrated systems .....	31	(D)	(D)	(D)	CC
7374, 5, 6	Data processing services .....	8	(D)	(D)	(D)	EE
7377, 8, 9	Computer rental and leasing, maintenance, and related services, n.e.c. .....	10	(D)	(D)	(D)	BB
738	Miscellaneous business services .....	87	(D)	(D)	(D)	GG

**Table 5. Summary Statistics for Firms Subject to Federal Income Tax for Places With 350 Establishments or More: 1992 — Con.**

[Includes only establishments with payroll. For meaning of abbreviations and symbols, see introductory text. For explanation of terms and comparability of 1987 and 1992 censuses, see appendix A. For information on geographic areas followed by ▲, see appendix F]

SIC code	Geographic area and kind of business or operation	Establishments (number)	Receipts (\$1,000)	Annual payroll (\$1,000)	First-quarter payroll (\$1,000)	Paid employees for pay period including March 12 (number)
<b>FORT WAYNE—Con.</b>						
<b>75</b>	<b>Automotive repair, services, and parking</b> .....	<b>180</b>	<b>132 872</b>	<b>26 932</b>	<b>6 637</b>	<b>1 492</b>
751	Automotive rental and leasing, without drivers .....	15	59 815	6 636	1 621	337
752	Automobile parking .....	14	(D)	(D)	(D)	BB
753	Automotive repair shops .....	122	59 754	17 441	4 270	791
7532	Top, body, and upholstery repair shops and paint shops .....	32	(D)	(D)	(D)	CC
7538	General automotive repair shops .....	53	19 358	5 449	1 349	238
7533, 4, 6, 7, 9	Other automotive repair shops .....	37	(D)	(D)	(D)	EE
754	Automotive services, except repair .....	29	(D)	(D)	(D)	EE
<b>76</b>	<b>Miscellaneous repair services</b> .....	<b>79</b>	<b>42 583</b>	<b>15 220</b>	<b>3 523</b>	<b>744</b>
762	Electrical repair shops .....	27	17 254	7 058	1 687	384
7622	Radio and television repair shops .....	9	5 082	1 908	470	86
7623, 9	Other electrical and electronic repair shops .....	18	12 172	5 150	1 217	298
763	Watch, clock, and jewelry repair .....	2	(D)	(D)	(D)	AA
764	Reupholstery and furniture repair .....	6	940	245	53	21
769	Miscellaneous repair and related services .....	44	(D)	(D)	(D)	EE
<b>78, 79, 84</b>	<b>Amusement and recreation services, including motion pictures and museums</b> .....	<b>93</b>	<b>34 181</b>	<b>9 241</b>	<b>2 387</b>	<b>1 102</b>
781, 2	Motion picture production, distribution, and services .....	5	(D)	(D)	(D)	BB
783	Motion picture theaters .....	10	(D)	(D)	(D)	EE
784	Video tape rental .....	16	3 034	588	127	99
792	Theatrical producers (except motion picture), bands, orchestras, and entertainers .....	1	(D)	(D)	(D)	AA
793	Bowling centers .....	11	(D)	(D)	(D)	EE
79 ex. 792, 3; 84	Commercial sports and other amusement and recreation services, including museums .....	50	(D)	(D)	(D)	EE
<b>80</b>	<b>Health services</b> .....	<b>458</b>	<b>401 667</b>	<b>191 134</b>	<b>40 667</b>	<b>5 969</b>
801	Offices and clinics of doctors of medicine .....	199	240 338	124 137	26 358	2 521
802	Offices and clinics of dentists .....	117	43 990	20 066	4 040	769
803	Offices and clinics of doctors of osteopathy .....	1	(D)	(D)	(D)	AA
804	Offices and clinics of other health practitioners .....	72	18 927	6 908	1 378	279
805	Nursing and personal care facilities .....	19	37 113	16 092	3 875	1 170
806	Hospitals .....	1	(D)	(D)	(D)	CC
807, 8, 9	Other health services .....	49	(D)	(D)	(D)	GG
<b>81</b>	<b>Legal services</b> .....	<b>119</b>	<b>71 402</b>	<b>17 773</b>	<b>4 068</b>	<b>707</b>
<b>823, 4, 9</b>	<b>Selected educational services</b> .....	<b>9</b>	<b>1 524</b>	<b>515</b>	<b>112</b>	<b>68</b>
<b>83</b>	<b>Social services</b> .....	<b>34</b>	<b>7 622</b>	<b>2 538</b>	<b>522</b>	<b>254</b>
835	Child day care services .....	13	(D)	(D)	(D)	CC
832, 3, 6, 9	Other social services .....	21	(D)	(D)	(D)	CC
<b>87 ex. 8733</b>	<b>Engineering, accounting, research, management, and related services (except noncommercial research organizations)</b> .....	<b>180</b>	<b>122 196</b>	<b>60 165</b>	<b>14 158</b>	<b>2 004</b>
871	Engineering, architectural, and surveying services .....	60	34 133	16 071	3 577	479
872	Accounting, auditing, and bookkeeping services .....	66	36 107	13 318	3 438	516
873 ex. 8733	Research, development, and testing services (except noncommercial research organizations) .....	10	10 344	4 390	1 000	467
874	Management and public relations services .....	44	41 612	26 386	6 143	542
<b>89</b>	<b>Services, n.e.c.</b> .....	<b>8</b>	<b>3 669</b>	<b>1 424</b>	<b>389</b>	<b>35</b>
<b>HAMMOND</b>						
	<b>Total</b> .....	<b>368</b>	<b>193 397</b>	<b>73 528</b>	<b>16 096</b>	<b>3 760</b>
<b>70 ex. 704</b>	<b>Hotels, rooming houses, camps, and other lodging places (except membership lodging)</b> .....	<b>5</b>	<b>4 087</b>	<b>978</b>	<b>208</b>	<b>94</b>
7011	Hotels and motels .....	5	4 087	978	208	94
7011 pt.	Hotels .....	1	(D)	(D)	(D)	AA
7011 pt.	Motels, motor hotels, and tourist courts .....	4	(D)	(D)	(D)	BB
702, 3	Other lodging places .....	—	—	—	—	—
<b>72</b>	<b>Personal services</b> .....	<b>52</b>	<b>20 547</b>	<b>7 765</b>	<b>2 030</b>	<b>801</b>
721	Laundry, cleaning, and garment services .....	20	13 449	5 163	1 219	373
7211	Power laundries, family and commercial* .....	1	(D)	(D)	(D)	CC
7213	Linen supply* .....	4	(D)	(D)	(D)	BB
7215	Coin-operated laundries and drycleaning .....	4	986	72	17	12
7216	Drycleaning plants, except rug cleaning* .....	3	(D)	(D)	(D)	BB
7217	Carpet and upholstery cleaning .....	3	326	89	11	6
7218	Industrial launderers* .....	2	(D)	(D)	(D)	CC
7212, 9	Other laundry, cleaning, and garment services* .....	3	(D)	(D)	(D)	AA
722	Photographic studios, portrait .....	2	(D)	(D)	(D)	AA
723, 4	Beauty and barber shops .....	18	1 162	507	118	71
723	Beauty shops .....	18	1 162	507	118	71
724	Barber shops .....	—	—	—	—	—
725	Shoe repair shops and shoeshine parlors .....	—	—	—	—	—
726	Funeral service and crematories .....	8	3 525	853	193	37
729	Miscellaneous personal services .....	4	(D)	(D)	(D)	EE

**Table 5. Summary Statistics for Firms Subject to Federal Income Tax for Places With 350 Establishments or More: 1992 — Con.**

[Includes only establishments with payroll. For meaning of abbreviations and symbols, see introductory text. For explanation of terms and comparability of 1987 and 1992 censuses, see appendix A. For information on geographic areas followed by ▲, see appendix F]

SIC code	Geographic area and kind of business or operation	Establishments (number)	Receipts (\$1,000)	Annual payroll (\$1,000)	First-quarter payroll (\$1,000)	Paid employees for pay period including March 12 (number)
<b>HAMMOND—Con.</b>						
<b>73</b>	<b>Business services</b> .....	<b>70</b>	<b>47 032</b>	<b>21 099</b>	<b>5 004</b>	<b>1 214</b>
731	Advertising .....	2	(D)	(D)	(D)	AA
732	Consumer credit reporting agencies, mercantile reporting agencies, and adjustment and collection agencies .....	1	(D)	(D)	(D)	AA
733	Mailing, reproduction, commercial art and photography, and stenographic services .....	5	7 389	3 641	814	204
734	Services to dwellings and other buildings .....	19	6 251	3 390	606	230
735	Miscellaneous equipment rental and leasing .....	12	20 365	7 145	1 687	194
736	Personnel supply services .....	7	3 646	3 312	955	186
737	Computer programming, data processing, and other computer related services .....	5	(D)	(D)	(D)	BB
7371, 2, 3	Computer programming, prepackaged software, and integrated systems .....	—	—	—	—	—
7374, 5, 6	Data processing services .....	3	(D)	(D)	(D)	BB
7377, 8, 9	Computer rental and leasing, maintenance, and related services, n.e.c. ....	2	(D)	(D)	(D)	AA
738	Miscellaneous business services .....	19	5 968	2 507	642	307
<b>75</b>	<b>Automotive repair, services, and parking</b> .....	<b>64</b>	<b>21 080</b>	<b>5 528</b>	<b>1 266</b>	<b>296</b>
751	Automotive rental and leasing, without drivers .....	8	4 354	622	112	29
752	Automobile parking .....	1	(D)	(D)	(D)	AA
753	Automotive repair shops .....	47	14 609	4 314	1 017	213
7532	Top, body, and upholstery repair shops and paint shops .....	11	2 878	977	192	40
7538	General automotive repair shops .....	23	7 149	1 998	477	102
7533, 4, 6, 7, 9	Other automotive repair shops .....	13	4 582	1 339	348	71
754	Automotive services, except repair .....	8	(D)	(D)	(D)	BB
<b>76</b>	<b>Miscellaneous repair services</b> .....	<b>23</b>	<b>11 673</b>	<b>3 423</b>	<b>861</b>	<b>147</b>
762	Electrical repair shops .....	6	4 509	1 584	421	66
7622	Radio and television repair shops .....	2	(D)	(D)	(D)	AA
7623, 9	Other electrical and electronic repair shops .....	4	(D)	(D)	(D)	BB
763	Watch, clock, and jewelry repair .....	—	—	—	—	—
764	Reupholstery and furniture repair .....	—	—	—	—	—
769	Miscellaneous repair and related services .....	17	7 164	1 839	440	81
<b>78, 79, 84</b>	<b>Amusement and recreation services, including motion pictures and museums</b> .....	<b>20</b>	<b>(D)</b>	<b>(D)</b>	<b>(D)</b>	<b>CC</b>
781, 2	Motion picture production, distribution, and services .....	—	—	—	—	—
783	Motion picture theaters .....	2	(D)	(D)	(D)	AA
784	Video tape rental .....	8	1 704	267	68	37
792	Theatrical producers (except motion picture), bands, orchestras, and entertainers .....	2	(D)	(D)	(D)	AA
793	Bowling centers .....	4	2 051	432	116	68
79 ex. 792, 3; 84	Commercial sports and other amusement and recreation services, including museums .....	4	701	243	58	40
<b>80</b>	<b>Health services</b> .....	<b>65</b>	<b>35 766</b>	<b>13 845</b>	<b>2 835</b>	<b>410</b>
801	Offices and clinics of doctors of medicine .....	31	26 715	10 685	2 168	209
802	Offices and clinics of dentists .....	18	4 517	1 609	346	69
803	Offices and clinics of doctors of osteopathy .....	1	(D)	(D)	(D)	AA
804	Offices and clinics of other health practitioners .....	9	1 715	532	94	39
805	Nursing and personal care facilities .....	1	(D)	(D)	(D)	BB
806	Hospitals .....	—	—	—	—	—
807, 8, 9	Other health services .....	5	(D)	(D)	(D)	BB
<b>81</b>	<b>Legal services</b> .....	<b>30</b>	<b>18 317</b>	<b>6 159</b>	<b>1 069</b>	<b>216</b>
<b>823, 4, 9</b>	<b>Selected educational services</b> .....	<b>6</b>	<b>(D)</b>	<b>(D)</b>	<b>(D)</b>	<b>CC</b>
<b>83</b>	<b>Social services</b> .....	<b>4</b>	<b>(D)</b>	<b>(D)</b>	<b>(D)</b>	<b>AA</b>
835	Child day care services .....	2	(D)	(D)	(D)	AA
832, 3, 6, 9	Other social services .....	2	(D)	(D)	(D)	AA
<b>87 ex. 8733</b>	<b>Engineering, accounting, research, management, and related services (except noncommercial research organizations)</b> .....	<b>29</b>	<b>24 530</b>	<b>11 333</b>	<b>1 970</b>	<b>268</b>
871	Engineering, architectural, and surveying services .....	9	(D)	(D)	(D)	CC
872	Accounting, auditing, and bookkeeping services .....	12	2 227	935	250	60
873 ex. 8733	Research, development, and testing services (except noncommercial research organizations) .....	2	(D)	(D)	(D)	BB
874	Management and public relations services .....	6	1 185	717	132	36
<b>89</b>	<b>Services, n.e.c.</b> .....	<b>—</b>	<b>—</b>	<b>—</b>	<b>—</b>	<b>—</b>



**Table 5. Summary Statistics for Firms Subject to Federal Income Tax for Places With 350 Establishments or More: 1992 — Con.**

[Includes only establishments with payroll. For meaning of abbreviations and symbols, see introductory text. For explanation of terms and comparability of 1987 and 1992 censuses, see appendix A. For information on geographic areas followed by ▲, see appendix F]

SIC code	Geographic area and kind of business or operation	Establishments (number)	Receipts (\$1,000)	Annual payroll (\$1,000)	First-quarter payroll (\$1,000)	Paid employees for pay period including March 12 (number)
<b>INDIANAPOLIS CITY ▲</b>						
	<b>Total .....</b>	<b>6 530</b>	<b>5 156 071</b>	<b>2 043 587</b>	<b>460 313</b>	<b>94 956</b>
<b>70 ex. 704</b>	<b>Hotels, rooming houses, camps, and other lodging places (except membership lodging) .....</b>	<b>110</b>	<b>251 430</b>	<b>70 882</b>	<b>16 502</b>	<b>6 163</b>
7011	Hotels and motels .....	106	250 424	70 753	16 476	6 152
7011 pt.	Hotels .....	54	(D)	(D)	(D)	HH
7011 pt.	Hotels, 25 guestrooms or more .....	50	(D)	(D)	(D)	HH
7011 pt.	Hotels, less than 25 guestrooms .....	4	(D)	(D)	(D)	BB
7011 pt.	Motels, motor hotels, and tourist courts .....	52	(D)	(D)	(D)	GG
7011 pt.	Motels, tourist courts .....	41	(D)	(D)	(D)	FF
7011 pt.	Motor hotels .....	11	(D)	(D)	(D)	FF
702, 3	Other lodging places .....	4	1 006	129	26	11
702	Rooming and boarding houses .....	2	(D)	(D)	(D)	AA
703	Camps and recreational vehicle parks .....	2	(D)	(D)	(D)	AA
<b>72</b>	<b>Personal services .....</b>	<b>705</b>	<b>190 821</b>	<b>67 717</b>	<b>16 163</b>	<b>6 563</b>
721	Laundry, cleaning, and garment services .....	248	88 360	30 793	7 113	2 459
7211	Power laundries, family and commercial* .....	3	(D)	(D)	(D)	CC
7213	Linen supply* .....	3	(D)	(D)	(D)	CC
7215	Coin-operated laundries and drycleaning .....	53	9 862	2 105	476	241
7216	Drycleaning plants, except rug cleaning* .....	103	27 109	11 129	2 634	993
7217	Carpet and upholstery cleaning .....	33	(D)	(D)	(D)	EE
7218	Industrial laundriers* .....	8	24 086	6 724	1 619	395
7212, 9	Other laundry, cleaning, and garment services* .....	45	(D)	(D)	(D)	CC
7212	Garment pressing, and agents for laundries and drycleaners .....	11	1 836	619	105	40
7219	Laundry and garment services, n.e.c.* .....	34	(D)	(D)	(D)	CC
722	Photographic studios, portrait .....	41	16 511	4 105	830	270
723, 4	Beauty and barber shops .....	246	33 299	14 952	3 440	1 297
723	Beauty shops .....	233	(D)	(D)	(D)	GG
724	Barber shops .....	13	(D)	(D)	(D)	BB
725	Shoe repair shops and shoeshine parlors .....	15	(D)	(D)	(D)	BB
726	Funeral service and crematories .....	46	(D)	(D)	(D)	EE
729	Miscellaneous personal services .....	109	(D)	(D)	(D)	GG
7291	Tax return preparation services .....	17	(D)	(D)	(D)	FF
7299	Miscellaneous personal services, n.e.c. .....	92	(D)	(D)	(D)	GG
<b>73</b>	<b>Business services .....</b>	<b>1 381</b>	<b>1 255 387</b>	<b>526 297</b>	<b>124 492</b>	<b>34 338</b>
731	Advertising .....	92	66 795	21 607	5 170	735
7311	Advertising agencies .....	77	(D)	(D)	(D)	FF
7312	Outdoor advertising services .....	3	(D)	(D)	(D)	BB
7313	Radio, television, publishers' advertising representatives .....	4	(D)	(D)	(D)	AA
7319	Advertising, n.e.c. .....	8	(D)	(D)	(D)	CC
732	Consumer credit reporting agencies, mercantile reporting agencies, and adjustment and collection agencies .....	43	(D)	(D)	(D)	FF
7322	Adjustment and collection services .....	37	(D)	(D)	(D)	EE
7323	Credit reporting services .....	6	12 857	2 260	544	106
733	Mailing, reproduction, commercial art and photography, and stenographic services .....	155	105 337	29 557	7 448	1 310
7331	Direct mail advertising services .....	12	42 905	9 015	2 298	409
7334	Photocopying and duplicating services .....	14	18 051	6 113	1 512	274
7335, 6	Commercial photography, art, and graphics .....	92	36 126	12 331	3 145	509
7335	Commercial photography .....	24	(D)	(D)	(D)	CC
7336	Commercial art and graphic design .....	68	(D)	(D)	(D)	EE
7338	Secretarial and court reporting services .....	37	8 255	2 098	493	118
734	Services to dwellings and other buildings .....	230	65 487	34 034	8 170	3 882
7342	Disinfecting and pest control services .....	28	(D)	(D)	(D)	CC
7349	Building cleaning and maintenance services, n.e.c. .....	202	(D)	(D)	(D)	HH
735	Miscellaneous equipment rental and leasing .....	97	102 924	24 209	5 506	1 084
7352	Medical equipment rental and leasing .....	15	39 935	8 088	2 001	360
7353	Heavy construction equipment rental and leasing .....	14	20 375	4 968	929	146
7359	Equipment rental and leasing, n.e.c. .....	68	42 614	11 153	2 576	578
736	Personnel supply services .....	149	206 509	150 096	32 977	14 827
7361	Employment agencies .....	57	(D)	(D)	(D)	EE
7363	Help supply services .....	92	(D)	(D)	(D)	JJ
7363 pt.	Temporary help supply .....	69	(D)	(D)	(D)	JJ
7363 pt.	Help supply, except temporary .....	23	(D)	(D)	(D)	GG
737	Computer programming, data processing, and other computer related services .....	274	(D)	(D)	(D)	HH
7371, 2, 3	Computer programming, prepackaged software, and integrated systems .....	164	(D)	(D)	(D)	GG
7371	Computer programming services .....	107	(D)	(D)	(D)	FF
7372	Prepackaged software .....	28	50 653	18 698	4 531	460
7373	Computer integrated systems .....	29	(D)	(D)	(D)	EE
7374, 5, 6	Data processing services .....	48	(D)	(D)	(D)	HH
7374, 5	Computer processing, information retrieval .....	46	(D)	(D)	(D)	HH
7376	Computer facilities management services .....	2	(D)	(D)	(D)	AA
7377, 8, 9	Computer rental and leasing, maintenance, and related services, n.e.c. .....	62	(D)	(D)	(D)	EE
7377	Computer rental and leasing .....	4	(D)	(D)	(D)	BB
7378	Computer maintenance and repair .....	26	(D)	(D)	(D)	CC
7379	Computer related services, n.e.c. .....	32	(D)	(D)	(D)	CC

**Table 5. Summary Statistics for Firms Subject to Federal Income Tax for Places With 350 Establishments or More: 1992 — Con.**

[Includes only establishments with payroll. For meaning of abbreviations and symbols, see introductory text. For explanation of terms and comparability of 1987 and 1992 censuses, see appendix A. For information on geographic areas followed by ▲, see appendix F]

SIC code	Geographic area and kind of business or operation	Establishments (number)	Receipts (\$1,000)	Annual payroll (\$1,000)	First-quarter payroll (\$1,000)	Paid employees for pay period including March 12 (number)
<b>INDIANAPOLIS CITY ▲—Con.</b>						
<b>73</b>	<b>Business services—Con.</b>					
738	Miscellaneous business services .....	341	(D)	(D)	(D)	II
7381, 2	Detective agencies and protective services .....	77	(D)	(D)	(D)	HH
7381	Detective, guard, and armored car services .....	65	(D)	(D)	(D)	HH
7382	Security systems services .....	12	(D)	(D)	(D)	CC
7383	News syndicates .....	4	(D)	(D)	(D)	BB
7384	Photofinishing laboratories* .....	27	(D)	(D)	(D)	CC
7389	Business services, n.e.c. ....	233	(D)	(D)	(D)	HH
7389 pt.	Sign painting shops .....	6	(D)	(D)	(D)	BB
7389 pt.	Interior designing .....	29	12 573	3 317	854	163
7389 pt.	Telephone answering services .....	12	6 433	2 509	686	242
7389 pt.	Other business services .....	186	(D)	(D)	(D)	HH
<b>75</b>	<b>Automotive repair, services, and parking .....</b>	<b>566</b>	<b>340 751</b>	<b>75 780</b>	<b>18 033</b>	<b>4 275</b>
751	Automotive rental and leasing, without drivers .....	56	(D)	(D)	(D)	GG
7513	Truck rental and leasing, without drivers .....	27	(D)	(D)	(D)	EE
7514, 5	Passenger car rental and leasing .....	26	(D)	(D)	(D)	FF
7514	Passenger car rental .....	22	74 242	13 140	3 047	784
7515	Passenger car leasing .....	4	(D)	(D)	(D)	AA
7519	Utility trailer and recreational vehicle rental .....	3	(D)	(D)	(D)	BB
752	Automobile parking .....	48	(D)	(D)	(D)	CC
753	Automotive repair shops .....	345	139 335	40 030	9 559	1 893
7532	Top, body, and upholstery repair shops and paint shops .....	81	36 136	11 193	2 736	536
7532 pt.	Top and body repair shops .....	70	32 866	10 322	2 538	484
7532 pt.	Paint shops .....	11	3 270	871	198	52
7538	General automotive repair shops .....	145	49 349	14 604	3 390	704
7538 pt.	General automotive repair shops, except diesel .....	133	41 934	12 171	2 957	598
7538 pt.	Diesel repair shops .....	12	7 415	2 433	433	106
7533, 4, 6, 7, 9	Other automotive repair shops .....	119	53 850	14 233	3 433	653
7533	Automotive exhaust system repair shops .....	26	14 710	3 445	774	175
7534	Tire retreading and repair shops .....	9	8 380	1 403	355	66
7536	Automotive glass replacement shops .....	22	(D)	(D)	(D)	BB
7537	Automotive transmission repair shops .....	17	(D)	(D)	(D)	CC
7539	Automotive repair shops, n.e.c. ....	45	(D)	(D)	(D)	CC
7539 pt.	Radiator repair .....	13	(D)	(D)	(D)	BB
7539 pt.	Brake, front end, and wheel alignment .....	18	(D)	(D)	(D)	CC
7539 pt.	Automotive electrical and fuel system services .....	10	(D)	(D)	(D)	BB
7539 pt.	Other automotive repair shops, n.e.c. ....	4	(D)	(D)	(D)	BB
754	Automotive services, except repair .....	117	(D)	(D)	(D)	GG
7542	Carwashes .....	55	(D)	(D)	(D)	FF
7549	Automotive services, except repair and carwashes .....	62	(D)	(D)	(D)	EE
<b>76</b>	<b>Miscellaneous repair services .....</b>	<b>252</b>	<b>135 281</b>	<b>45 186</b>	<b>10 708</b>	<b>1 885</b>
762	Electrical repair shops .....	89	61 210	19 512	4 610	776
7622	Radio and television repair shops .....	26	6 201	2 161	531	117
7623, 9	Other electrical and electronic repair shops .....	63	55 009	17 351	4 079	659
7623	Refrigeration and air-conditioning service and repair shops .....	15	(D)	(D)	(D)	CC
7629	Electrical and electronic repair shops, n.e.c. ....	48	(D)	(D)	(D)	EE
763	Watch, clock, and jewelry repair .....	7	(D)	(D)	(D)	AA
764	Reupholstery and furniture repair .....	30	(D)	(D)	(D)	CC
769	Miscellaneous repair and related services .....	126	67 755	23 340	5 550	940
7692	Welding repair .....	15	4 370	1 395	324	54
7694	Armature rewinding shops .....	5	(D)	(D)	(D)	CC
7699	Repair shops and related services, n.e.c. ....	106	(D)	(D)	(D)	FF
<b>78, 79, 84</b>	<b>Amusement and recreation services, including motion pictures and museums .....</b>	<b>340</b>	<b>365 195</b>	<b>109 087</b>	<b>20 685</b>	<b>4 562</b>
781, 2	Motion picture production, distribution, and services .....	39	137 716	10 893	2 571	391
783	Motion picture theaters .....	28	(D)	(D)	(D)	FF
7832	Motion picture theaters, except drive-in .....	24	25 744	3 490	853	483
7833	Drive-in motion picture theaters .....	4	(D)	(D)	(D)	BB
784	Video tape rental .....	59	(D)	(D)	(D)	FF
792	Theatrical producers (except motion picture), bands, orchestras, and entertainers .....	29	18 896	3 496	704	181
7922	Theatrical producers (except motion picture) and miscellaneous theatrical services .....	14	17 051	2 959	587	114
7929	Bands, orchestras, actors, and other entertainers and entertainment groups .....	15	1 845	537	117	67
793	Bowling centers .....	11	(D)	(D)	(D)	EE
79 ex. 792, 3, 84	Commercial sports and other amusement and recreation services, including museums .....	174	146 372	83 098	14 816	2 637
794	Commercial sports .....	29	(D)	(D)	(D)	FF
7941	Professional sports clubs, managers, promoters .....	13	(D)	(D)	(D)	FF
7948	Racing, including track operation .....	16	27 699	5 073	1 182	162
79 ex. 792, 3, 4, 84	Other amusement and recreation services, including museums .....	145	(D)	(D)	(D)	GG
791	Dance studios, schools, and halls .....	25	3 379	1 120	292	146
7991	Physical fitness facilities .....	33	(D)	(D)	(D)	FF
7992	Public golf courses .....	9	3 838	1 104	118	62
7993	Coin-operated amusement devices .....	8	(D)	(D)	(D)	BB
7996	Amusement parks .....	5	(D)	(D)	(D)	BB
7997	Membership sports and recreation clubs .....	16	(D)	(D)	(D)	CC
7999, 84	Amusement and recreation services, including museums, n.e.c. ....	49	45 799	6 608	1 501	624
7999 pt.	Concession operators of amusement devices and rides .....	1	(D)	(D)	(D)	AA
7999 pt.	Carnivals, circuses, and fairs .....	—	—	—	—	—
7999 pt., 84	Other recreation and amusements, including museums .....	48	(D)	(D)	(D)	FF

**Table 5. Summary Statistics for Firms Subject to Federal Income Tax for Places With 350 Establishments or More: 1992 — Con.**

[Includes only establishments with payroll. For meaning of abbreviations and symbols, see introductory text. For explanation of terms and comparability of 1987 and 1992 censuses, see appendix A. For information on geographic areas followed by ▲, see appendix F]

SIC code	Geographic area and kind of business or operation	Establishments (number)	Receipts (\$1,000)	Annual payroll (\$1,000)	First-quarter payroll (\$1,000)	Paid employees for pay period including March 12 (number)
<b>INDIANAPOLIS CITY ▲—Con.</b>						
<b>80</b>	<b>Health services</b> .....	<b>1 536</b>	<b>1 385 774</b>	<b>673 578</b>	<b>142 539</b>	<b>20 929</b>
801	Offices and clinics of doctors of medicine .....	695	630 429	361 482	70 761	5 645
8011 pt.	Offices of doctors of medicine .....	683	(D)	(D)	(D)	II
8011 pt.	General medical clinics .....	12	(D)	(D)	(D)	CC
802	Offices and clinics of dentists .....	394	118 585	45 846	10 022	1 808
803	Offices and clinics of doctors of osteopathy .....	20	(D)	(D)	(D)	CC
804	Offices and clinics of other health practitioners .....	178	63 259	27 887	5 624	1 070
8041	Offices and clinics of chiropractors .....	47	14 643	5 252	1 031	205
8042	Offices and clinics of optometrists .....	50	(D)	(D)	(D)	CC
8043	Offices and clinics of podiatrists .....	34	(D)	(D)	(D)	CC
8049	Offices and clinics of health practitioners, n.e.c. ....	47	(D)	(D)	(D)	EE
805	Nursing and personal care facilities .....	90	203 951	96 958	24 602	6 712
8051	Skilled nursing care facilities .....	60	(D)	(D)	(D)	II
8052	Intermediate care facilities .....	28	(D)	(D)	(D)	FF
8059	Nursing and personal care facilities, n.e.c. ....	2	(D)	(D)	(D)	CC
806	Hospitals .....	4	(D)	(D)	(D)	GG
8062	General medical and surgical hospitals .....	2	(D)	(D)	(D)	GG
8063, 9	Specialty hospitals .....	2	(D)	(D)	(D)	CC
807, 8, 9	Other health services .....	155	(D)	(D)	(D)	HH
807	Medical and dental laboratories .....	78	127 486	47 919	10 357	1 372
8071	Medical laboratories .....	53	116 912	42 618	9 105	1 107
8072	Dental laboratories .....	25	10 574	5 301	1 252	265
808	Home health care services .....	36	(D)	(D)	(D)	GG
809	Miscellaneous health and allied services, n.e.c. ....	41	(D)	(D)	(D)	FF
8092	Kidney dialysis centers .....	3	(D)	(D)	(D)	CC
8093	Specialty outpatient facilities, n.e.c. ....	21	(D)	(D)	(D)	FF
8099	Health and allied services, n.e.c. ....	17	(D)	(D)	(D)	CC
<b>81</b>	<b>Legal services</b> .....	<b>500</b>	<b>400 680</b>	<b>133 324</b>	<b>29 390</b>	<b>3 652</b>
<b>823, 4, 9</b>	<b>Selected educational services</b> .....	<b>52</b>	<b>(D)</b>	<b>(D)</b>	<b>(D)</b>	<b>EE</b>
823	Libraries .....	1	(D)	(D)	(D)	AA
824	Vocational schools .....	21	(D)	(D)	(D)	EE
829	Schools and educational services, n.e.c. ....	30	(D)	(D)	(D)	CC
<b>83</b>	<b>Social services</b> .....	<b>201</b>	<b>49 050</b>	<b>19 718</b>	<b>5 442</b>	<b>2 173</b>
835	Child day care services .....	130	(D)	(D)	(D)	GG
832, 3, 6, 9	Other social services .....	71	(D)	(D)	(D)	FF
<b>87 ex. 8733</b>	<b>Engineering, accounting, research, management, and related services (except noncommercial research organizations)</b> .....	<b>838</b>	<b>739 873</b>	<b>305 803</b>	<b>72 899</b>	<b>9 735</b>
871	Engineering, architectural, and surveying services .....	266	287 983	136 798	31 254	3 781
8711	Engineering services .....	168	195 736	94 662	21 620	2 609
8712	Architectural services .....	83	(D)	(D)	(D)	GG
8713	Surveying services .....	15	(D)	(D)	(D)	CC
872	Accounting, auditing, and bookkeeping services .....	236	(D)	(D)	(D)	HH
873 ex. 8733	Research, development, and testing services (except noncommercial research organizations) .....	45	(D)	(D)	(D)	FF
8731	Commercial physical and biological research .....	9	(D)	(D)	(D)	CC
8732	Commercial economic, sociological, and educational research .....	18	(D)	(D)	(D)	EE
8734	Testing laboratories .....	18	(D)	(D)	(D)	EE
874	Management and public relations services .....	291	201 166	72 629	17 177	2 409
8741	Management services .....	96	134 813	47 510	11 475	1 578
8742	Management consulting services .....	137	(D)	(D)	(D)	FF
8743	Public relations services .....	16	(D)	(D)	(D)	CC
8744	Facilities support management services .....	4	(D)	(D)	(D)	AA
8748	Business consulting services, n.e.c. ....	38	9 741	3 750	898	135
<b>89</b>	<b>Services, n.e.c.</b> .....	<b>49</b>	<b>(D)</b>	<b>(D)</b>	<b>(D)</b>	<b>CC</b>
<b>KOKOMO</b>						
	<b>Total</b> .....	<b>476</b>	<b>216 791</b>	<b>94 794</b>	<b>21 431</b>	<b>4 376</b>
<b>70 ex. 704</b>	<b>Hotels, rooming houses, camps, and other lodging places (except membership lodging)</b> .....	<b>7</b>	<b>(D)</b>	<b>(D)</b>	<b>(D)</b>	<b>CC</b>
7011	Hotels and motels .....	6	(D)	(D)	(D)	CC
7011 pt.	Hotels .....	4	(D)	(D)	(D)	BB
7011 pt.	Motels, motor hotels, and tourist courts .....	2	(D)	(D)	(D)	BB
702, 3	Other lodging places .....	1	(D)	(D)	(D)	AA

**Table 5. Summary Statistics for Firms Subject to Federal Income Tax for Places With 350 Establishments or More: 1992 — Con.**

[Includes only establishments with payroll. For meaning of abbreviations and symbols, see introductory text. For explanation of terms and comparability of 1987 and 1992 censuses, see appendix A. For information on geographic areas followed by ▲, see appendix F.]

SIC code	Geographic area and kind of business or operation	Establishments (number)	Receipts (\$1,000)	Annual payroll (\$1,000)	First-quarter payroll (\$1,000)	Paid employees for pay period including March 12 (number)
	<b>KOKOMO—Con.</b>					
<b>72</b>	<b>Personal services</b> .....	<b>62</b>	<b>14 277</b>	<b>4 656</b>	<b>986</b>	<b>377</b>
721	Laundry, cleaning, and garment services .....	16	(D)	(D)	(D)	CC
7211	Power laundries, family and commercial* .....	—	—	—	—	—
7213	Linen supply* .....	1	(D)	(D)	(D)	AA
7215	Coin-operated laundries and drycleaning .....	2	(D)	(D)	(D)	AA
7216	Drycleaning plants, except rug cleaning* .....	10	2 960	1 129	246	102
7217	Carpet and upholstery cleaning .....	2	(D)	(D)	(D)	AA
7218	Industrial laundriers* .....	1	(D)	(D)	(D)	BB
7212, 9	Other laundry, cleaning, and garment services* .....	—	—	—	—	—
722	Photographic studios, portrait .....	6	(D)	(D)	(D)	AA
723, 4	Beauty and barber shops .....	27	(D)	(D)	(D)	CC
723	Beauty shops .....	26	(D)	(D)	(D)	CC
724	Barber shops .....	1	(D)	(D)	(D)	AA
725	Shoe repair shops and shoeshine parlors .....	—	—	—	—	—
726	Funeral service and crematories .....	3	(D)	(D)	(D)	AA
729	Miscellaneous personal services .....	10	(D)	(D)	(D)	BB
<b>73</b>	<b>Business services</b> .....	<b>79</b>	<b>(D)</b>	<b>(D)</b>	<b>(D)</b>	<b>GG</b>
731	Advertising .....	5	1 338	480	118	24
732	Consumer credit reporting agencies, mercantile reporting agencies, and adjustment and collection agencies .....	3	(D)	(D)	(D)	AA
733	Mailing, reproduction, commercial art and photography, and stenographic services .....	1	(D)	(D)	(D)	AA
734	Services to dwellings and other buildings .....	23	3 670	1 471	321	153
735	Miscellaneous equipment rental and leasing .....	13	6 709	1 401	307	69
736	Personnel supply services .....	7	(D)	(D)	(D)	EE
737	Computer programming, data processing, and other computer related services .....	14	(D)	(D)	(D)	EE
7371, 2, 3	Computer programming, prepackaged software, and integrated systems .....	1	(D)	(D)	(D)	AA
7374, 5, 6	Data processing services .....	11	(D)	(D)	(D)	EE
7377, 8, 9	Computer rental and leasing, maintenance, and related services, n.e.c. ....	2	(D)	(D)	(D)	AA
738	Miscellaneous business services .....	13	(D)	(D)	(D)	CC
<b>75</b>	<b>Automotive repair, services, and parking</b> .....	<b>59</b>	<b>15 032</b>	<b>3 855</b>	<b>947</b>	<b>259</b>
751	Automotive rental and leasing, without drivers .....	4	(D)	(D)	(D)	BB
752	Automobile parking .....	—	—	—	—	—
753	Automotive repair shops .....	42	9 463	2 553	637	146
7532	Top, body, and upholstery repair shops and paint shops .....	14	3 162	929	244	60
7538	General automotive repair shops .....	14	(D)	(D)	(D)	BB
7533, 4, 6, 7, 9	Other automotive repair shops .....	14	(D)	(D)	(D)	BB
754	Automotive services, except repair .....	13	(D)	(D)	(D)	BB
<b>76</b>	<b>Miscellaneous repair services</b> .....	<b>15</b>	<b>2 981</b>	<b>1 422</b>	<b>341</b>	<b>109</b>
762	Electrical repair shops .....	7	(D)	(D)	(D)	BB
7622	Radio and television repair shops .....	2	(D)	(D)	(D)	AA
7623, 9	Other electrical and electronic repair shops .....	5	(D)	(D)	(D)	BB
763	Watch, clock, and jewelry repair .....	2	(D)	(D)	(D)	AA
764	Reupholstery and furniture repair .....	1	(D)	(D)	(D)	AA
769	Miscellaneous repair and related services .....	5	(D)	(D)	(D)	BB
<b>78, 79, 84</b>	<b>Amusement and recreation services, including motion pictures and museums</b> .....	<b>30</b>	<b>7 265</b>	<b>1 761</b>	<b>432</b>	<b>286</b>
781, 2	Motion picture production, distribution, and services .....	1	(D)	(D)	(D)	AA
783	Motion picture theaters .....	2	(D)	(D)	(D)	BB
784	Video tape rental .....	7	(D)	(D)	(D)	BB
792	Theatrical producers (except motion picture), bands, orchestras, and entertainers .....	—	—	—	—	—
793	Bowling centers .....	2	(D)	(D)	(D)	BB
79 ex. 792, 3, 84	Commercial sports and other amusement and recreation services, including museums .....	18	3 142	745	157	101
<b>80</b>	<b>Health services</b> .....	<b>148</b>	<b>97 780</b>	<b>44 758</b>	<b>9 568</b>	<b>1 688</b>
801	Offices and clinics of doctors of medicine .....	62	(D)	(D)	(D)	EE
802	Offices and clinics of dentists .....	41	(D)	(D)	(D)	CC
803	Offices and clinics of doctors of osteopathy .....	—	—	—	—	—
804	Offices and clinics of other health practitioners .....	23	8 607	4 072	645	106
805	Nursing and personal care facilities .....	8	16 194	6 919	1 637	541
806	Hospitals .....	1	(D)	(D)	(D)	CC
807, 8, 9	Other health services .....	13	(D)	(D)	(D)	CC
<b>81</b>	<b>Legal services</b> .....	<b>35</b>	<b>8 792</b>	<b>2 911</b>	<b>561</b>	<b>108</b>
<b>823, 4, 9</b>	<b>Selected educational services</b> .....	<b>1</b>	<b>(D)</b>	<b>(D)</b>	<b>(D)</b>	<b>AA</b>
<b>83</b>	<b>Social services</b> .....	<b>8</b>	<b>(D)</b>	<b>(D)</b>	<b>(D)</b>	<b>BB</b>
835	Child day care services .....	5	531	259	63	33
832, 3, 6, 9	Other social services .....	3	(D)	(D)	(D)	AA

**Table 5. Summary Statistics for Firms Subject to Federal Income Tax for Places With 350 Establishments or More: 1992 — Con.**

[Includes only establishments with payroll. For meaning of abbreviations and symbols, see introductory text. For explanation of terms and comparability of 1987 and 1992 censuses, see appendix A. For information on geographic areas followed by ▲, see appendix F]

SIC code	Geographic area and kind of business or operation	Establishments (number)	Receipts (\$1,000)	Annual payroll (\$1,000)	First-quarter payroll (\$1,000)	Paid employees for pay period including March 12 (number)
	<b>KOKOMO—Con.</b>					
<b>87 ex. 8733</b>	<b>Engineering, accounting, research, management, and related services (except noncommercial research organizations) -----</b>	<b>31</b>	<b>10 374</b>	<b>4 171</b>	<b>932</b>	<b>195</b>
871	Engineering, architectural, and surveying services -----	7	4 705	1 653	338	76
872	Accounting, auditing, and bookkeeping services -----	17	(D)	(D)	(D)	BB
873 ex. 8733	Research, development, and testing services (except noncommercial research organizations) -----	2	(D)	(D)	(D)	AA
874	Management and public relations services -----	5	(D)	(D)	(D)	BB
<b>89</b>	<b>Services, n.e.c. -----</b>	<b>1</b>	<b>(D)</b>	<b>(D)</b>	<b>(D)</b>	<b>AA</b>
	<b>LAFAYETTE</b>					
	<b>Total -----</b>	<b>525</b>	<b>303 546</b>	<b>126 814</b>	<b>27 716</b>	<b>6 014</b>
<b>70 ex. 704</b>	<b>Hotels, rooming houses, camps, and other lodging places (except membership lodging) -----</b>	<b>9</b>	<b>5 007</b>	<b>1 262</b>	<b>290</b>	<b>141</b>
7011	Hotels and motels -----	6	(D)	(D)	(D)	CC
7011 pt.	Hotels -----	4	(D)	(D)	(D)	CC
7011 pt.	Motels, motor hotels, and tourist courts -----	2	(D)	(D)	(D)	BB
702, 3	Other lodging places -----	3	(D)	(D)	(D)	AA
<b>72</b>	<b>Personal services -----</b>	<b>76</b>	<b>17 687</b>	<b>6 326</b>	<b>1 541</b>	<b>598</b>
721	Laundry, cleaning, and garment services -----	14	6 490	1 977	445	146
7211	Power laundries, family and commercial* -----	1	(D)	(D)	(D)	AA
7213	Linen supply* -----	—	—	—	—	—
7215	Coin-operated laundries and drycleaning -----	4	310	72	15	15
7216	Drycleaning plants, except rug cleaning* -----	6	1 721	671	173	59
7217	Carpet and upholstery cleaning -----	2	(D)	(D)	(D)	AA
7218	Industrial laundries* -----	1	(D)	(D)	(D)	BB
7212, 9	Other laundry, cleaning, and garment services* -----	—	—	—	—	—
722	Photographic studios, portrait -----	5	1 277	264	52	24
723, 4	Beauty and barber shops -----	32	5 006	2 422	564	218
723	Beauty shops -----	30	(D)	(D)	(D)	CC
724	Barber shops -----	2	(D)	(D)	(D)	AA
725	Shoe repair shops and shoeshine parlors -----	1	(D)	(D)	(D)	AA
726	Funeral service and crematories -----	5	(D)	(D)	(D)	BB
729	Miscellaneous personal services -----	19	(D)	(D)	(D)	CC
<b>73</b>	<b>Business services -----</b>	<b>102</b>	<b>63 782</b>	<b>29 813</b>	<b>6 472</b>	<b>1 929</b>
731	Advertising -----	4	(D)	(D)	(D)	BB
732	Consumer credit reporting agencies, mercantile reporting agencies, and adjustment and collection agencies -----	4	(D)	(D)	(D)	BB
733	Mailing, reproduction, commercial art and photography, and stenographic services -----	9	(D)	(D)	(D)	BB
734	Services to dwellings and other buildings -----	19	4 352	2 391	596	274
735	Miscellaneous equipment rental and leasing -----	14	(D)	(D)	(D)	CC
736	Personnel supply services -----	10	19 946	14 330	2 891	940
737	Computer programming, data processing, and other computer related services -----	12	7 987	3 129	674	121
7371, 2, 3	Computer programming, prepackaged software, and integrated systems -----	9	(D)	(D)	(D)	BB
7374, 5, 6	Data processing services -----	2	(D)	(D)	(D)	BB
7377, 8, 9	Computer rental and leasing, maintenance, and related services, n.e.c. -----	1	(D)	(D)	(D)	AA
738	Miscellaneous business services -----	30	(D)	(D)	(D)	EE
<b>75</b>	<b>Automotive repair, services, and parking -----</b>	<b>58</b>	<b>19 880</b>	<b>5 982</b>	<b>1 379</b>	<b>362</b>
751	Automotive rental and leasing, without drivers -----	1	(D)	(D)	(D)	AA
752	Automobile parking -----	—	—	—	—	—
753	Automotive repair shops -----	46	15 680	4 696	1 072	254
7532	Top, body, and upholstery repair shops and paint shops -----	13	3 278	1 034	230	60
7538	General automotive repair shops -----	18	5 633	1 627	393	77
7533, 4, 6, 7, 9	Other automotive repair shops -----	15	6 769	2 035	449	117
754	Automotive services, except repair -----	11	(D)	(D)	(D)	CC
<b>76</b>	<b>Miscellaneous repair services -----</b>	<b>20</b>	<b>13 413</b>	<b>2 995</b>	<b>685</b>	<b>163</b>
762	Electrical repair shops -----	7	2 771	1 121	262	58
7622	Radio and television repair shops -----	3	250	47	11	3
7623, 9	Other electrical and electronic repair shops -----	4	2 521	1 074	251	55
763	Watch, clock, and jewelry repair -----	—	—	—	—	—
764	Reupholstery and furniture repair -----	2	(D)	(D)	(D)	AA
769	Miscellaneous repair and related services -----	11	(D)	(D)	(D)	BB
<b>78, 79, 84</b>	<b>Amusement and recreation services, including motion pictures and museums -----</b>	<b>28</b>	<b>10 630</b>	<b>1 986</b>	<b>534</b>	<b>319</b>
781, 2	Motion picture production, distribution, and services -----	1	(D)	(D)	(D)	AA
783	Motion picture theaters -----	3	(D)	(D)	(D)	BB
784	Video tape rental -----	5	(D)	(D)	(D)	BB
792	Theatrical producers (except motion picture), bands, orchestras, and entertainers -----	1	(D)	(D)	(D)	AA
793	Bowling centers -----	3	2 533	678	213	121
79 ex. 792, 3, 84	Commercial sports and other amusement and recreation services, including museums -----	15	1 649	346	82	74

**Table 5. Summary Statistics for Firms Subject to Federal Income Tax for Places With 350 Establishments or More: 1992 — Con.**

[Includes only establishments with payroll. For meaning of abbreviations and symbols, see introductory text. For explanation of terms and comparability of 1987 and 1992 censuses, see appendix A. For information on geographic areas followed by ▲, see appendix F]

SIC code	Geographic area and kind of business or operation	Establishments (number)	Receipts (\$1,000)	Annual payroll (\$1,000)	First-quarter payroll (\$1,000)	Paid employees for pay period including March 12 (number)
<b>LAFAYETTE—Con.</b>						
<b>80</b>	<b>Health services</b> .....	<b>123</b>	<b>134 826</b>	<b>64 047</b>	<b>13 560</b>	<b>1 897</b>
801	Offices and clinics of doctors of medicine .....	49	87 692	45 956	9 311	858
802	Offices and clinics of dentists .....	38	13 574	3 889	909	207
803	Offices and clinics of doctors of osteopathy .....	—	—	—	—	—
804	Offices and clinics of other health practitioners .....	21	8 607	4 402	1 004	166
805	Nursing and personal care facilities .....	7	10 880	5 299	1 272	437
806	Hospitals .....	1	(D)	(D)	(D)	BB
807, 8, 9	Other health services .....	7	(D)	(D)	(D)	CC
<b>81</b>	<b>Legal services</b> .....	<b>43</b>	<b>18 587</b>	<b>4 026</b>	<b>925</b>	<b>182</b>
<b>823, 4, 9</b>	<b>Selected educational services</b> .....	<b>5</b>	<b>(D)</b>	<b>(D)</b>	<b>(D)</b>	<b>BB</b>
<b>83</b>	<b>Social services</b> .....	<b>14</b>	<b>1 786</b>	<b>675</b>	<b>155</b>	<b>80</b>
835	Child day care services .....	13	(D)	(D)	(D)	BB
832, 3, 6, 9	Other social services .....	1	(D)	(D)	(D)	AA
<b>87 ex. 8733</b>	<b>Engineering, accounting, research, management, and related services (except noncommercial research organizations)</b> .....	<b>46</b>	<b>17 378</b>	<b>9 551</b>	<b>2 138</b>	<b>309</b>
871	Engineering, architectural, and surveying services .....	14	6 746	4 269	828	114
872	Accounting, auditing, and bookkeeping services .....	19	7 160	3 844	1 007	142
873 ex. 8733	Research, development, and testing services (except noncommercial research organizations) .....	2	(D)	(D)	(D)	AA
874	Management and public relations services .....	11	(D)	(D)	(D)	BB
<b>89</b>	<b>Services, n.e.c.</b> .....	<b>1</b>	<b>(D)</b>	<b>(D)</b>	<b>(D)</b>	<b>AA</b>
<b>MERRILLVILLE</b>						
	<b>Total</b> .....	<b>551</b>	<b>366 395</b>	<b>164 452</b>	<b>35 071</b>	<b>7 393</b>
<b>70 ex. 704</b>	<b>Hotels, rooming houses, camps, and other lodging places (except membership lodging)</b> .....	<b>9</b>	<b>20 255</b>	<b>6 291</b>	<b>1 446</b>	<b>674</b>
7011	Hotels and motels .....	9	20 255	6 291	1 446	674
7011 pt.	Hotels .....	3	(D)	(D)	(D)	FF
7011 pt.	Motels, motor hotels, and tourist courts .....	6	(D)	(D)	(D)	CC
702, 3	Other lodging places .....	—	—	—	—	—
<b>72</b>	<b>Personal services</b> .....	<b>46</b>	<b>9 360</b>	<b>3 442</b>	<b>769</b>	<b>282</b>
721	Laundry, cleaning, and garment services .....	7	1 002	338	69	37
7211	Power laundries, family and commercial* .....	—	—	—	—	—
7213	Linen supply* .....	—	—	—	—	—
7215	Coin-operated laundries and drycleaning .....	2	(D)	(D)	(D)	AA
7216	Drycleaning plants, except rug cleaning* .....	3	(D)	(D)	(D)	BB
7217	Carpet and upholstery cleaning .....	1	(D)	(D)	(D)	AA
7218	Industrial launderers* .....	—	—	—	—	—
7212, 9	Other laundry, cleaning, and garment services* .....	1	(D)	(D)	(D)	AA
722	Photographic studios, portrait .....	4	876	185	42	18
723, 4	Beauty and barber shops .....	20	2 891	1 525	356	144
723	Beauty shops .....	20	2 891	1 525	356	144
724	Barber shops .....	—	—	—	—	—
725	Shoe repair shops and shoeshine parlors .....	—	—	—	—	—
726	Funeral service and crematories .....	3	2 142	757	163	22
729	Miscellaneous personal services .....	12	2 449	637	139	61
<b>73</b>	<b>Business services</b> .....	<b>76</b>	<b>79 471</b>	<b>42 371</b>	<b>10 896</b>	<b>2 637</b>
731	Advertising .....	3	(D)	(D)	(D)	AA
732	Consumer credit reporting agencies, mercantile reporting agencies, and adjustment and collection agencies .....	3	805	209	50	18
733	Mailing, reproduction, commercial art and photography, and stenographic services .....	10	1 665	347	82	25
734	Services to dwellings and other buildings .....	8	(D)	(D)	(D)	EE
735	Miscellaneous equipment rental and leasing .....	8	12 825	4 969	987	124
736	Personnel supply services .....	10	10 113	7 951	2 769	870
737	Computer programming, data processing, and other computer related services .....	17	20 594	10 015	2 486	288
7371, 2, 3	Computer programming, prepackaged software, and integrated systems .....	9	11 926	7 054	1 773	162
7374, 5, 6	Data processing services .....	3	(D)	(D)	(D)	CC
7377, 8, 9	Computer rental and leasing, maintenance, and related services, n.e.c. .....	5	(D)	(D)	(D)	BB
738	Miscellaneous business services .....	17	16 863	10 160	2 509	911
<b>75</b>	<b>Automotive repair, services, and parking</b> .....	<b>38</b>	<b>13 996</b>	<b>4 239</b>	<b>1 008</b>	<b>254</b>
751	Automotive rental and leasing, without drivers .....	1	(D)	(D)	(D)	AA
752	Automobile parking .....	—	—	—	—	—
753	Automotive repair shops .....	26	10 225	3 064	725	137
7532	Top, body, and upholstery repair shops and paint shops .....	5	1 740	575	146	23
7538	General automotive repair shops .....	7	2 475	959	224	44
7533, 4, 6, 7, 9	Other automotive repair shops .....	14	6 010	1 530	355	70
754	Automotive services, except repair .....	11	(D)	(D)	(D)	CC

**Table 5. Summary Statistics for Firms Subject to Federal Income Tax for Places With 350 Establishments or More: 1992 — Con.**

[Includes only establishments with payroll. For meaning of abbreviations and symbols, see introductory text. For explanation of terms and comparability of 1987 and 1992 censuses, see appendix A. For information on geographic areas followed by ▲, see appendix F]

SIC code	Geographic area and kind of business or operation	Establishments (number)	Receipts (\$1,000)	Annual payroll (\$1,000)	First-quarter payroll (\$1,000)	Paid employees for pay period including March 12 (number)
<b>MERRILLVILLE—Con.</b>						
<b>76</b>	<b>Miscellaneous repair services -----</b>	<b>13</b>	<b>7 789</b>	<b>3 857</b>	<b>1 035</b>	<b>232</b>
762	Electrical repair shops -----	5	6 867	3 648	965	211
7622	Radio and television repair shops -----	1	(D)	(D)	(D)	AA
7623, 9	Other electrical and electronic repair shops -----	4	(D)	(D)	(D)	CC
763	Watch, clock, and jewelry repair -----	—	—	—	—	—
764	Reupholstery and furniture repair -----	2	(D)	(D)	(D)	AA
769	Miscellaneous repair and related services -----	6	(D)	(D)	(D)	AA
<b>78, 79, 84</b>	<b>Amusement and recreation services, including motion pictures and museums -----</b>	<b>22</b>	<b>22 945</b>	<b>3 817</b>	<b>778</b>	<b>418</b>
781, 2	Motion picture production, distribution, and services -----	—	—	—	—	—
783	Motion picture theaters -----	5	(D)	(D)	(D)	CC
784	Video tape rental -----	5	774	123	29	18
792	Theatrical producers (except motion picture), bands, orchestras, and entertainers -----	3	(D)	(D)	(D)	BB
793	Bowling centers -----	—	—	—	—	—
79 ex. 792, 3, 84	Commercial sports and other amusement and recreation services, including museums -----	9	6 132	1 942	362	246
<b>80</b>	<b>Health services -----</b>	<b>211</b>	<b>144 881</b>	<b>73 866</b>	<b>13 616</b>	<b>1 887</b>
801	Offices and clinics of doctors of medicine -----	119	91 998	48 088	7 884	617
802	Offices and clinics of dentists -----	31	13 485	6 124	1 354	268
803	Offices and clinics of doctors of osteopathy -----	2	(D)	(D)	(D)	AA
804	Offices and clinics of other health practitioners -----	34	12 722	6 591	1 361	173
805	Nursing and personal care facilities -----	5	9 803	4 492	1 054	284
806	Hospitals -----	—	—	—	—	—
807, 8, 9	Other health services -----	20	(D)	(D)	(D)	FF
<b>81</b>	<b>Legal services -----</b>	<b>72</b>	<b>37 917</b>	<b>15 362</b>	<b>2 972</b>	<b>420</b>
<b>823, 4, 9</b>	<b>Selected educational services -----</b>	<b>4</b>	<b>(D)</b>	<b>(D)</b>	<b>(D)</b>	<b>CC</b>
<b>83</b>	<b>Social services -----</b>	<b>8</b>	<b>2 386</b>	<b>540</b>	<b>134</b>	<b>94</b>
835	Child day care services -----	3	(D)	(D)	(D)	AA
832, 3, 6, 9	Other social services -----	5	(D)	(D)	(D)	BB
<b>87 ex. 8733</b>	<b>Engineering, accounting, research, management, and related services (except noncommercial research organizations) -----</b>	<b>50</b>	<b>21 647</b>	<b>9 379</b>	<b>2 141</b>	<b>370</b>
871	Engineering, architectural, and surveying services -----	8	(D)	(D)	(D)	BB
872	Accounting, auditing, and bookkeeping services -----	31	11 304	4 565	1 086	181
873 ex. 8733	Research, development, and testing services (except noncommercial research organizations) -----	2	(D)	(D)	(D)	AA
874	Management and public relations services -----	9	5 573	2 865	596	116
<b>89</b>	<b>Services, n.e.c. -----</b>	<b>2</b>	<b>(D)</b>	<b>(D)</b>	<b>(D)</b>	<b>AA</b>
<b>MUNCIE</b>						
	<b>Total -----</b>	<b>595</b>	<b>283 750</b>	<b>113 483</b>	<b>24 465</b>	<b>6 442</b>
<b>70 ex. 704</b>	<b>Hotels, rooming houses, camps, and other lodging places (except membership lodging) -----</b>	<b>9</b>	<b>7 683</b>	<b>2 080</b>	<b>480</b>	<b>260</b>
7011	Hotels and motels -----	9	7 683	2 080	480	260
7011 pt.	Hotels -----	5	4 587	1 439	336	185
7011 pt.	Motels, motor hotels, and tourist courts -----	4	3 096	641	144	75
702, 3	Other lodging places -----	—	—	—	—	—
<b>72</b>	<b>Personal services -----</b>	<b>87</b>	<b>31 373</b>	<b>11 959</b>	<b>2 114</b>	<b>809</b>
721	Laundry, cleaning, and garment services -----	27	11 120	4 199	359	173
7211	Power laundries, family and commercial* -----	—	—	—	—	—
7213	Linen supply* -----	1	(D)	(D)	(D)	AA
7215	Coin-operated laundries and drycleaning -----	8	(D)	(D)	(D)	BB
7216	Drycleaning plants, except rug cleaning* -----	13	(D)	(D)	(D)	CC
7217	Carpet and upholstery cleaning -----	2	(D)	(D)	(D)	AA
7218	Industrial launderers* -----	1	(D)	(D)	(D)	AA
7212, 9	Other laundry, cleaning, and garment services* -----	2	(D)	(D)	(D)	AA
722	Photographic studios, portrait -----	8	(D)	(D)	(D)	CC
723, 4	Beauty and barber shops -----	34	(D)	(D)	(D)	CC
723	Beauty shops -----	32	(D)	(D)	(D)	CC
724	Barber shops -----	2	(D)	(D)	(D)	AA
725	Shoe repair shops and shoeshine parlors -----	1	(D)	(D)	(D)	AA
726	Funeral service and crematories -----	4	(D)	(D)	(D)	BB
729	Miscellaneous personal services -----	13	(D)	(D)	(D)	CC

**Table 5. Summary Statistics for Firms Subject to Federal Income Tax for Places With 350 Establishments or More: 1992 — Con.**

[Includes only establishments with payroll. For meaning of abbreviations and symbols, see introductory text. For explanation of terms and comparability of 1987 and 1992 censuses, see appendix A. For information on geographic areas followed by ▲, see appendix F]

SIC code	Geographic area and kind of business or operation	Establishments (number)	Receipts (\$1,000)	Annual payroll (\$1,000)	First-quarter payroll (\$1,000)	Paid employees for pay period including March 12 (number)
	<b>MUNCIE—Con.</b>					
<b>73</b>	<b>Business services</b> .....	<b>75</b>	<b>42 769</b>	<b>17 198</b>	<b>4 016</b>	<b>1 362</b>
731	Advertising .....	6	(D)	(D)	(D)	BB
732	Consumer credit reporting agencies, mercantile reporting agencies, and adjustment and collection agencies .....	5	1 558	728	135	35
733	Mailing, reproduction, commercial art and photography, and stenographic services .....	1	(D)	(D)	(D)	AA
734	Services to dwellings and other buildings .....	16	2 497	1 074	240	156
735	Miscellaneous equipment rental and leasing .....	7	(D)	(D)	(D)	BB
736	Personnel supply services .....	10	(D)	(D)	(D)	EE
737	Computer programming, data processing, and other computer related services .....	11	(D)	(D)	(D)	CC
7371, 2, 3	Computer programming, prepackaged software, and integrated systems .....	4	(D)	(D)	(D)	CC
7374, 5, 6	Data processing services .....	5	(D)	(D)	(D)	BB
7377, 8, 9	Computer rental and leasing, maintenance, and related services, n.e.c. ....	2	(D)	(D)	(D)	AA
738	Miscellaneous business services .....	19	(D)	(D)	(D)	EE
<b>75</b>	<b>Automotive repair, services, and parking</b> .....	<b>72</b>	<b>19 867</b>	<b>5 768</b>	<b>1 404</b>	<b>380</b>
751	Automotive rental and leasing, without drivers .....	3	(D)	(D)	(D)	BB
752	Automobile parking .....	—	—	—	—	—
753	Automotive repair shops .....	57	15 245	4 338	991	260
7532	Top, body, and upholstery repair shops and paint shops .....	13	(D)	(D)	(D)	BB
7538	General automotive repair shops .....	16	(D)	(D)	(D)	BB
7533, 4, 6, 7, 9	Other automotive repair shops .....	28	(D)	(D)	(D)	CC
754	Automotive services, except repair .....	12	(D)	(D)	(D)	BB
<b>76</b>	<b>Miscellaneous repair services</b> .....	<b>12</b>	<b>(D)</b>	<b>(D)</b>	<b>(D)</b>	<b>BB</b>
762	Electrical repair shops .....	3	(D)	(D)	(D)	AA
7622	Radio and television repair shops .....	1	(D)	(D)	(D)	AA
7623, 9	Other electrical and electronic repair shops .....	2	(D)	(D)	(D)	AA
763	Watch, clock, and jewelry repair .....	—	—	—	—	—
764	Reupholstery and furniture repair .....	1	(D)	(D)	(D)	AA
769	Miscellaneous repair and related services .....	8	(D)	(D)	(D)	BB
<b>78, 79, 84</b>	<b>Amusement and recreation services, including motion pictures and museums</b> .....	<b>45</b>	<b>11 217</b>	<b>2 971</b>	<b>691</b>	<b>367</b>
781, 2	Motion picture production, distribution, and services .....	—	—	—	—	—
783	Motion picture theaters .....	3	(D)	(D)	(D)	BB
784	Video tape rental .....	16	2 122	516	130	77
792	Theatrical producers (except motion picture), bands, orchestras, and entertainers .....	1	(D)	(D)	(D)	AA
793	Bowling centers .....	5	(D)	(D)	(D)	CC
79 ex. 792, 3; 84	Commercial sports and other amusement and recreation services, including museums .....	20	5 648	1 608	311	149
<b>80</b>	<b>Health services</b> .....	<b>183</b>	<b>136 329</b>	<b>62 711</b>	<b>13 061</b>	<b>2 412</b>
801	Offices and clinics of doctors of medicine .....	83	69 266	36 837	6 944	716
802	Offices and clinics of dentists .....	47	12 266	3 512	791	187
803	Offices and clinics of doctors of osteopathy .....	—	—	—	—	—
804	Offices and clinics of other health practitioners .....	24	(D)	(D)	(D)	CC
805	Nursing and personal care facilities .....	12	23 011	9 131	2 182	819
806	Hospitals .....	—	—	—	—	—
807, 8, 9	Other health services .....	17	(D)	(D)	(D)	FF
<b>81</b>	<b>Legal services</b> .....	<b>43</b>	<b>9 883</b>	<b>2 652</b>	<b>540</b>	<b>136</b>
<b>823, 4, 9</b>	<b>Selected educational services</b> .....	<b>2</b>	<b>(D)</b>	<b>(D)</b>	<b>(D)</b>	<b>AA</b>
<b>83</b>	<b>Social services</b> .....	<b>12</b>	<b>(D)</b>	<b>(D)</b>	<b>(D)</b>	<b>CC</b>
835	Child day care services .....	8	(D)	(D)	(D)	BB
832, 3, 6, 9	Other social services .....	4	(D)	(D)	(D)	BB
<b>87 ex. 8733</b>	<b>Engineering, accounting, research, management, and related services (except noncommercial research organizations)</b> .....	<b>54</b>	<b>19 907</b>	<b>6 647</b>	<b>1 791</b>	<b>559</b>
871	Engineering, architectural, and surveying services .....	12	(D)	(D)	(D)	BB
872	Accounting, auditing, and bookkeeping services .....	33	7 382	2 969	775	183
873 ex. 8733	Research, development, and testing services (except noncommercial research organizations) .....	1	(D)	(D)	(D)	BB
874	Management and public relations services .....	8	8 801	2 450	520	289
<b>89</b>	<b>Services, n.e.c.</b> .....	<b>1</b>	<b>(D)</b>	<b>(D)</b>	<b>(D)</b>	<b>AA</b>



**Table 5. Summary Statistics for Firms Subject to Federal Income Tax for Places With 350 Establishments or More: 1992 — Con.**

[Includes only establishments with payroll. For meaning of abbreviations and symbols, see introductory text. For explanation of terms and comparability of 1987 and 1992 censuses, see appendix A. For information on geographic areas followed by ▲, see appendix F]

SIC code	Geographic area and kind of business or operation	Establishments (number)	Receipts (\$1,000)	Annual payroll (\$1,000)	First-quarter payroll (\$1,000)	Paid employees for pay period including March 12 (number)
<b>SOUTH BEND</b>						
	<b>Total</b> .....	<b>1 058</b>	<b>696 376</b>	<b>286 384</b>	<b>64 654</b>	<b>14 757</b>
<b>70 ex. 704</b>	<b>Hotels, rooming houses, camps, and other lodging places (except membership lodging)</b> .....	<b>16</b>	<b>21 567</b>	<b>5 992</b>	<b>1 455</b>	<b>577</b>
7011	Hotels and motels .....	15	(D)	(D)	(D)	FF
7011 pt.	Hotels .....	5	(D)	(D)	(D)	EE
7011 pt.	Motels, motor hotels, and tourist courts .....	10	(D)	(D)	(D)	CC
702, 3	Other lodging places .....	1	(D)	(D)	(D)	AA
<b>72</b>	<b>Personal services</b> .....	<b>100</b>	<b>37 267</b>	<b>14 249</b>	<b>3 384</b>	<b>920</b>
721	Laundry, cleaning, and garment services .....	32	24 178	9 556	2 300	572
7211	Power laundries, family and commercial* .....	—	—	—	—	—
7213	Linen supply* .....	2	(D)	(D)	(D)	BB
7215	Coin-operated laundries and drycleaning .....	9	895	297	76	41
7216	Drycleaning plants, except rug cleaning* .....	12	6 958	3 327	768	220
7217	Carpet and upholstery cleaning .....	5	570	149	29	20
7218	Industrial laundriers* .....	3	(D)	(D)	(D)	CC
7212, 9	Other laundry, cleaning, and garment services* .....	1	(D)	(D)	(D)	AA
722	Photographic studios, portrait .....	6	1 283	266	55	22
723, 4	Beauty and barber shops .....	42	5 210	2 245	533	211
723	Beauty shops .....	36	(D)	(D)	(D)	CC
724	Barber shops .....	6	(D)	(D)	(D)	AA
725	Shoe repair shops and shoeshine parlors .....	3	(D)	(D)	(D)	AA
726	Funeral service and crematories .....	11	5 479	1 859	426	87
729	Miscellaneous personal services .....	6	(D)	(D)	(D)	BB
<b>73</b>	<b>Business services</b> .....	<b>179</b>	<b>154 006</b>	<b>62 796</b>	<b>14 244</b>	<b>5 549</b>
731	Advertising .....	14	15 482	4 005	990	118
732	Consumer credit reporting agencies, mercantile reporting agencies, and adjustment and collection agencies .....	10	(D)	(D)	(D)	CC
733	Mailing, reproduction, commercial art and photography, and stenographic services .....	15	2 961	985	270	51
734	Services to dwellings and other buildings .....	25	11 850	4 873	1 105	540
735	Miscellaneous equipment rental and leasing .....	16	12 370	2 572	627	118
736	Personnel supply services .....	24	31 123	21 024	4 320	3 199
737	Computer programming, data processing, and other computer related services .....	24	27 340	14 315	3 516	440
7371, 2, 3	Computer programming, prepackaged software, and integrated systems .....	14	11 507	5 721	1 293	165
7374, 5, 6	Data processing services .....	7	(D)	(D)	(D)	EE
7377, 8, 9	Computer rental and leasing, maintenance, and related services, n.e.c. ....	3	(D)	(D)	(D)	BB
738	Miscellaneous business services .....	51	(D)	(D)	(D)	FF
<b>75</b>	<b>Automotive repair, services, and parking</b> .....	<b>79</b>	<b>51 590</b>	<b>7 739</b>	<b>1 930</b>	<b>585</b>
751	Automotive rental and leasing, without drivers .....	13	30 011	2 170	614	224
752	Automobile parking .....	3	(D)	(D)	(D)	BB
753	Automotive repair shops .....	50	16 535	4 443	1 043	244
7532	Top, body, and upholstery repair shops and paint shops .....	14	4 497	1 489	374	85
7538	General automotive repair shops .....	19	5 745	1 724	411	92
7533, 4, 6, 7, 9	Other automotive repair shops .....	17	6 293	1 230	258	67
754	Automotive services, except repair .....	13	(D)	(D)	(D)	BB
<b>76</b>	<b>Miscellaneous repair services</b> .....	<b>41</b>	<b>34 180</b>	<b>12 226</b>	<b>2 918</b>	<b>462</b>
762	Electrical repair shops .....	15	7 254	3 232	821	175
7622	Radio and television repair shops .....	7	1 192	482	120	24
7623, 9	Other electrical and electronic repair shops .....	8	6 062	2 750	701	151
763	Watch, clock, and jewelry repair .....	1	(D)	(D)	(D)	AA
764	Reupholstery and furniture repair .....	2	(D)	(D)	(D)	AA
769	Miscellaneous repair and related services .....	23	26 405	8 778	2 046	265
<b>78, 79, 84</b>	<b>Amusement and recreation services, including motion pictures and museums</b> .....	<b>29</b>	<b>5 751</b>	<b>1 544</b>	<b>388</b>	<b>220</b>
781, 2	Motion picture production, distribution, and services .....	1	(D)	(D)	(D)	AA
783	Motion picture theaters .....	1	(D)	(D)	(D)	AA
784	Video tape rental .....	10	1 848	440	85	69
792	Theatrical producers (except motion picture), bands, orchestras, and entertainers .....	2	(D)	(D)	(D)	AA
793	Bowling centers .....	3	1 488	565	185	82
79 ex. 792, 3, 84	Commercial sports and other amusement and recreation services, including museums .....	12	1 895	407	100	56
<b>80</b>	<b>Health services</b> .....	<b>333</b>	<b>256 030</b>	<b>126 546</b>	<b>26 892</b>	<b>4 391</b>
801	Offices and clinics of doctors of medicine .....	158	128 350	66 531	13 140	1 206
802	Offices and clinics of dentists .....	60	24 417	10 394	2 215	400
803	Offices and clinics of doctors of osteopathy .....	25	8 640	4 119	940	114
804	Offices and clinics of other health practitioners .....	43	13 497	4 654	881	236
805	Nursing and personal care facilities .....	15	29 130	13 460	3 260	878
806	Hospitals .....	—	—	—	—	—
807, 8, 9	Other health services .....	32	51 996	27 388	6 456	1 557
<b>81</b>	<b>Legal services</b> .....	<b>106</b>	<b>44 960</b>	<b>13 754</b>	<b>3 027</b>	<b>499</b>
<b>823, 4, 9</b>	<b>Selected educational services</b> .....	<b>7</b>	<b>1 734</b>	<b>721</b>	<b>143</b>	<b>51</b>

**Table 5. Summary Statistics for Firms Subject to Federal Income Tax for Places With 350 Establishments or More: 1992 — Con.**

[Includes only establishments with payroll. For meaning of abbreviations and symbols, see introductory text. For explanation of terms and comparability of 1987 and 1992 censuses, see appendix A. For information on geographic areas followed by ▲, see appendix F.]

SIC code	Geographic area and kind of business or operation	Establishments (number)	Receipts (\$1,000)	Annual payroll (\$1,000)	First-quarter payroll (\$1,000)	Paid employees for pay period including March 12 (number)
<b>SOUTH BEND—Con.</b>						
<b>83</b>	<b>Social services</b> .....	<b>30</b>	<b>6 087</b>	<b>2 823</b>	<b>683</b>	<b>191</b>
835	Child day care services .....	20	2 088	698	198	76
832, 3, 6, 9	Other social services .....	10	3 999	2 125	485	115
<b>87 ex. 8733</b>	<b>Engineering, accounting, research, management, and related services (except noncommercial research organizations)</b> .....	<b>131</b>	<b>82 480</b>	<b>37 739</b>	<b>9 536</b>	<b>1 300</b>
871	Engineering, architectural, and surveying services .....	47	30 196	13 478	3 234	457
872	Accounting, auditing, and bookkeeping services .....	41	37 263	16 079	4 091	564
873 ex. 8733	Research, development, and testing services (except noncommercial research organizations) .....	2	(D)	(D)	(D)	BB
874	Management and public relations services .....	41	(D)	(D)	(D)	CC
<b>89</b>	<b>Services, n.e.c.</b> .....	<b>7</b>	<b>724</b>	<b>255</b>	<b>54</b>	<b>12</b>
<b>TERRE HAUTE</b>						
	<b>Total</b> .....	<b>563</b>	<b>305 187</b>	<b>105 130</b>	<b>23 423</b>	<b>6 366</b>
<b>70 ex. 704</b>	<b>Hotels, rooming houses, camps, and other lodging places (except membership lodging)</b> .....	<b>11</b>	<b>(D)</b>	<b>(D)</b>	<b>(D)</b>	<b>CC</b>
7011	Hotels and motels .....	11	(D)	(D)	(D)	CC
7011 pt.	Hotels .....	3	(D)	(D)	(D)	BB
7011 pt.	Motels, motor hotels, and tourist courts .....	8	(D)	(D)	(D)	CC
702, 3	Other lodging places .....	—	—	—	—	—
<b>72</b>	<b>Personal services</b> .....	<b>87</b>	<b>21 409</b>	<b>7 004</b>	<b>1 793</b>	<b>600</b>
721	Laundry, cleaning, and garment services .....	23	10 078	3 126	742	251
7211	Power laundries, family and commercial* .....	—	—	—	—	—
7213	Linen supply* .....	1	(D)	(D)	(D)	AA
7215	Coin-operated laundries and drycleaning .....	8	1 296	407	101	58
7216	Drycleaning plants, except rug cleaning* .....	5	(D)	(D)	(D)	BB
7217	Carpet and upholstery cleaning .....	4	(D)	(D)	(D)	AA
7218	Industrial laundries* .....	2	(D)	(D)	(D)	CC
7212, 9	Other laundry, cleaning, and garment services* .....	3	(D)	(D)	(D)	AA
722	Photographic studios, portrait .....	9	1 307	242	47	24
723, 4	Beauty and barber shops .....	28	3 485	1 610	376	150
723	Beauty shops .....	28	3 485	1 610	376	150
724	Barber shops .....	—	—	—	—	—
725	Shoe repair shops and shoeshine parlors .....	—	—	—	—	—
726	Funeral service and crematories .....	14	(D)	(D)	(D)	BB
729	Miscellaneous personal services .....	13	(D)	(D)	(D)	CC
<b>73</b>	<b>Business services</b> .....	<b>78</b>	<b>(D)</b>	<b>(D)</b>	<b>(D)</b>	<b>GG</b>
731	Advertising .....	5	(D)	(D)	(D)	BB
732	Consumer credit reporting agencies, mercantile reporting agencies, and adjustment and collection agencies .....	2	(D)	(D)	(D)	BB
733	Mailing, reproduction, commercial art and photography, and stenographic services .....	9	1 587	343	70	19
734	Services to dwellings and other buildings .....	17	5 176	2 621	604	335
735	Miscellaneous equipment rental and leasing .....	11	(D)	(D)	(D)	BB
736	Personnel supply services .....	7	10 583	7 848	1 316	523
737	Computer programming, data processing, and other computer related services .....	7	3 098	1 386	358	56
7371, 2, 3	Computer programming, prepackaged software, and integrated systems .....	4	(D)	(D)	(D)	BB
7374, 5, 6	Data processing services .....	2	(D)	(D)	(D)	BB
7377, 8, 9	Computer rental and leasing, maintenance, and related services, n.e.c. ....	1	(D)	(D)	(D)	AA
738	Miscellaneous business services .....	20	7 466	3 565	778	284
<b>75</b>	<b>Automotive repair, services, and parking</b> .....	<b>57</b>	<b>15 231</b>	<b>4 085</b>	<b>985</b>	<b>280</b>
751	Automotive rental and leasing, without drivers .....	6	(D)	(D)	(D)	BB
752	Automobile parking .....	—	—	—	—	—
753	Automotive repair shops .....	42	11 019	3 077	738	181
7532	Top, body, and upholstery repair shops and paint shops .....	10	(D)	(D)	(D)	BB
7538	General automotive repair shops .....	16	3 199	963	202	67
7533, 4, 6, 7, 9	Other automotive repair shops .....	16	(D)	(D)	(D)	BB
754	Automotive services, except repair .....	9	(D)	(D)	(D)	BB
<b>76</b>	<b>Miscellaneous repair services</b> .....	<b>28</b>	<b>13 210</b>	<b>3 196</b>	<b>812</b>	<b>149</b>
762	Electrical repair shops .....	8	(D)	(D)	(D)	BB
7622	Radio and television repair shops .....	4	(D)	(D)	(D)	AA
7623, 9	Other electrical and electronic repair shops .....	4	(D)	(D)	(D)	AA
763	Watch, clock, and jewelry repair .....	1	(D)	(D)	(D)	AA
764	Reupholstery and furniture repair .....	2	(D)	(D)	(D)	AA
769	Miscellaneous repair and related services .....	17	11 144	2 770	709	115

**Table 5. Summary Statistics for Firms Subject to Federal Income Tax for Places With 350 Establishments or More: 1992 — Con.**

[Includes only establishments with payroll. For meaning of abbreviations and symbols, see introductory text. For explanation of terms and comparability of 1987 and 1992 censuses, see appendix A. For information on geographic areas followed by ▲, see appendix F]

SIC code	Geographic area and kind of business or operation	Establishments (number)	Receipts (\$1,000)	Annual payroll (\$1,000)	First-quarter payroll (\$1,000)	Paid employees for pay period including March 12 (number)
<b>TERRE HAUTE—Con.</b>						
<b>78, 79, 84</b>	<b>Amusement and recreation services, including motion pictures and museums</b> .....	<b>27</b>	<b>5 366</b>	<b>1 341</b>	<b>330</b>	<b>187</b>
781, 2	Motion picture production, distribution, and services .....	—	—	—	—	—
783	Motion picture theaters .....	4	(D)	(D)	(D)	BB
784	Video tape rental .....	3	326	59	15	12
792	Theatrical producers (except motion picture), bands, orchestras, and entertainers .....	2	(D)	(D)	(D)	AA
793	Bowling centers .....	3	(D)	(D)	(D)	BB
79 ex. 792, 3; 84	Commercial sports and other amusement and recreation services, including museums .....	15	1 788	516	116	73
<b>80</b>	<b>Health services</b> .....	<b>157</b>	<b>156 486</b>	<b>55 791</b>	<b>12 060</b>	<b>2 866</b>
801	Offices and clinics of doctors of medicine .....	60	49 406	19 031	4 001	666
802	Offices and clinics of dentists .....	46	9 944	3 130	691	172
803	Offices and clinics of doctors of osteopathy .....	—	—	—	—	—
804	Offices and clinics of other health practitioners .....	22	5 654	1 992	439	103
805	Nursing and personal care facilities .....	7	(D)	(D)	(D)	FF
806	Hospitals .....	2	(D)	(D)	(D)	FF
807, 8, 9	Other health services .....	20	(D)	(D)	(D)	FF
<b>81</b>	<b>Legal services</b> .....	<b>46</b>	<b>(D)</b>	<b>(D)</b>	<b>(D)</b>	<b>CC</b>
<b>823, 4, 9</b>	<b>Selected educational services</b> .....	<b>4</b>	<b>(D)</b>	<b>(D)</b>	<b>(D)</b>	<b>CC</b>
<b>83</b>	<b>Social services</b> .....	<b>22</b>	<b>(D)</b>	<b>(D)</b>	<b>(D)</b>	<b>CC</b>
835	Child day care services .....	16	802	250	52	60
832, 3, 6, 9	Other social services .....	6	(D)	(D)	(D)	BB
<b>87 ex. 8733</b>	<b>Engineering, accounting, research, management, and related services (except noncommercial research organizations)</b> .....	<b>45</b>	<b>11 222</b>	<b>5 538</b>	<b>1 147</b>	<b>269</b>
871	Engineering, architectural, and surveying services .....	8	(D)	(D)	(D)	BB
872	Accounting, auditing, and bookkeeping services .....	22	6 500	3 087	668	160
873 ex. 87333	Research, development, and testing services (except noncommercial research organizations) .....	3	918	301	69	18
874	Management and public relations services .....	12	(D)	(D)	(D)	BB
<b>89</b>	<b>Services, n.e.c.</b> .....	<b>1</b>	<b>(D)</b>	<b>(D)</b>	<b>(D)</b>	<b>AA</b>
<b>VALPARAISO</b>						
	<b>Total</b> .....	<b>425</b>	<b>174 764</b>	<b>75 136</b>	<b>16 578</b>	<b>2 981</b>
<b>70 ex. 704</b>	<b>Hotels, rooming houses, camps, and other lodging places (except membership lodging)</b> .....	<b>4</b>	<b>(D)</b>	<b>(D)</b>	<b>(D)</b>	<b>BB</b>
7011	Hotels and motels .....	4	(D)	(D)	(D)	BB
7011 pt.	Hotels .....	1	(D)	(D)	(D)	AA
7011 pt.	Motels, motor hotels, and tourist courts .....	3	(D)	(D)	(D)	BB
702, 3	Other lodging places .....	—	—	—	—	—
<b>72</b>	<b>Personal services</b> .....	<b>60</b>	<b>8 924</b>	<b>3 179</b>	<b>722</b>	<b>302</b>
721	Laundry, cleaning, and garment services .....	15	2 118	618	120	57
7211	Power laundries, family and commercial* .....	—	—	—	—	—
7213	Linen supply* .....	—	—	—	—	—
7215	Coin-operated laundries and drycleaning .....	5	(D)	(D)	(D)	AA
7216	Drycleaning plants, except rug cleaning* .....	4	(D)	(D)	(D)	BB
7217	Carpet and upholstery cleaning .....	5	(D)	(D)	(D)	AA
7218	Industrial launderers* .....	—	—	—	—	—
7212, 9	Other laundry, cleaning, and garment services* .....	1	(D)	(D)	(D)	AA
722	Photographic studios, portrait .....	—	—	—	—	—
723, 4	Beauty and barber shops .....	30	4 156	1 831	406	168
723	Beauty shops .....	30	4 156	1 831	406	168
724	Barber shops .....	—	—	—	—	—
725	Shoe repair shops and shoeshine parlors .....	1	(D)	(D)	(D)	AA
726	Funeral service and crematories .....	3	820	216	52	9
729	Miscellaneous personal services .....	11	(D)	(D)	(D)	BB
<b>73</b>	<b>Business services</b> .....	<b>57</b>	<b>19 043</b>	<b>7 670</b>	<b>2 681</b>	<b>649</b>
731	Advertising .....	3	(D)	(D)	(D)	AA
732	Consumer credit reporting agencies, mercantile reporting agencies, and adjustment and collection agencies .....	1	(D)	(D)	(D)	BB
733	Mailing, reproduction, commercial art and photography, and stenographic services .....	7	588	182	10	8
734	Services to dwellings and other buildings .....	20	4 081	1 799	411	213
735	Miscellaneous equipment rental and leasing .....	5	(D)	(D)	(D)	BB
736	Personnel supply services .....	2	(D)	(D)	(D)	BB
737	Computer programming, data processing, and other computer related services .....	7	(D)	(D)	(D)	CC
7371, 2, 3	Computer programming, prepackaged software, and integrated systems .....	3	(D)	(D)	(D)	AA
7374, 5, 6	Data processing services .....	1	(D)	(D)	(D)	CC
7377, 8, 9	Computer rental and leasing, maintenance, and related services, n.e.c. .....	3	(D)	(D)	(D)	AA
738	Miscellaneous business services .....	12	3 149	1 290	258	92

**Table 5. Summary Statistics for Firms Subject to Federal Income Tax for Places With 350 Establishments or More: 1992 — Con.**

[Includes only establishments with payroll. For meaning of abbreviations and symbols, see introductory text. For explanation of terms and comparability of 1987 and 1992 censuses, see appendix A. For information on geographic areas followed by ▲, see appendix F]

SIC code	Geographic area and kind of business or operation	Establishments (number)	Receipts (\$1,000)	Annual payroll (\$1,000)	First-quarter payroll (\$1,000)	Paid employees for pay period including March 12 (number)
	<b>VALPARAISO—Con.</b>					
<b>75</b>	<b>Automotive repair, services, and parking -----</b>	<b>34</b>	<b>9 232</b>	<b>2 743</b>	<b>639</b>	<b>157</b>
751	Automotive rental and leasing, without drivers -----	2	(D)	(D)	(D)	AA
752	Automobile parking -----	—	—	—	—	—
753	Automotive repair shops -----	26	7 031	2 133	514	99
7532	Top, body, and upholstery repair shops and paint shops -----	9	2 786	928	220	41
7538	General automotive repair shops -----	10	2 464	775	196	39
7533, 4, 6, 7, 9	Other automotive repair shops -----	7	1 781	430	98	19
754	Automotive services, except repair -----	6	(D)	(D)	(D)	BB
<b>76</b>	<b>Miscellaneous repair services -----</b>	<b>14</b>	<b>4 230</b>	<b>1 360</b>	<b>319</b>	<b>91</b>
762	Electrical repair shops -----	4	1 474	540	118	40
7622	Radio and television repair shops -----	1	(D)	(D)	(D)	AA
7623, 9	Other electrical and electronic repair shops -----	3	(D)	(D)	(D)	BB
763	Watch, clock, and jewelry repair -----	1	(D)	(D)	(D)	AA
764	Reupholstery and furniture repair -----	1	(D)	(D)	(D)	AA
769	Miscellaneous repair and related services -----	8	(D)	(D)	(D)	BB
<b>78, 79, 84</b>	<b>Amusement and recreation services, including motion pictures and museums -----</b>	<b>18</b>	<b>14 898</b>	<b>2 828</b>	<b>670</b>	<b>155</b>
781, 2	Motion picture production, distribution, and services -----	1	(D)	(D)	(D)	AA
783	Motion picture theaters -----	1	(D)	(D)	(D)	BB
784	Video tape rental -----	6	1 844	343	88	33
792	Theatrical producers (except motion picture), bands, orchestras, and entertainers -----	2	(D)	(D)	(D)	AA
793	Bowling centers -----	1	(D)	(D)	(D)	BB
79 ex. 792, 3; 84	Commercial sports and other amusement and recreation services, including museums -----	7	(D)	(D)	(D)	BB
<b>80</b>	<b>Health services -----</b>	<b>141</b>	<b>85 979</b>	<b>46 517</b>	<b>9 074</b>	<b>1 060</b>
801	Offices and clinics of doctors of medicine -----	69	51 606	31 507	5 820	398
802	Offices and clinics of dentists -----	28	10 853	4 514	939	173
803	Offices and clinics of doctors of osteopathy -----	4	(D)	(D)	(D)	AA
804	Offices and clinics of other health practitioners -----	21	7 672	2 862	582	119
805	Nursing and personal care facilities -----	4	11 187	5 918	1 380	308
806	Hospitals -----	—	—	—	—	—
807, 8, 9	Other health services -----	15	(D)	(D)	(D)	BB
<b>81</b>	<b>Legal services -----</b>	<b>36</b>	<b>14 398</b>	<b>3 872</b>	<b>871</b>	<b>188</b>
<b>823, 4, 9</b>	<b>Selected educational services -----</b>	<b>3</b>	<b>(D)</b>	<b>(D)</b>	<b>(D)</b>	<b>AA</b>
<b>83</b>	<b>Social services -----</b>	<b>13</b>	<b>1 445</b>	<b>570</b>	<b>141</b>	<b>50</b>
835	Child day care services -----	8	(D)	(D)	(D)	BB
832, 3, 6, 9	Other social services -----	5	(D)	(D)	(D)	AA
<b>87 ex. 8733</b>	<b>Engineering, accounting, research, management, and related services (except noncommercial research organizations) -----</b>	<b>41</b>	<b>14 023</b>	<b>5 958</b>	<b>1 351</b>	<b>270</b>
871	Engineering, architectural, and surveying services -----	15	4 362	2 039	452	64
872	Accounting, auditing, and bookkeeping services -----	14	4 703	1 646	384	75
873 ex. 8733	Research, development, and testing services (except noncommercial research organizations) -----	4	(D)	(D)	(D)	BB
874	Management and public relations services -----	8	(D)	(D)	(D)	BB
<b>89</b>	<b>Services, n.e.c. -----</b>	<b>4</b>	<b>(D)</b>	<b>(D)</b>	<b>(D)</b>	<b>AA</b>

**Table 6. Summary Statistics for Firms Subject to Federal Income Tax for Counties With 350 Establishments or More: 1992**

[Includes only establishments with payroll. For meaning of abbreviations and symbols, see introductory text. For explanation of terms and comparability of 1987 and 1992 censuses, see appendix A. For information on geographic areas followed by ▲, see appendix F]

SIC code	Geographic area and kind of business or operation	Establishments (number)	Receipts (\$1,000)	Annual payroll (\$1,000)	First-quarter payroll (\$1,000)	Paid employees for pay period including March 12 (number)
<b>ALLEN COUNTY</b>						
	<b>Total</b> .....	<b>2 250</b>	<b>1 367 250</b>	<b>517 269</b>	<b>116 201</b>	<b>26 597</b>
<b>70 ex. 704</b>	<b>Hotels, rooming houses, camps, and other lodging places (except membership lodging)</b> .....	<b>38</b>	<b>(D)</b>	<b>(D)</b>	<b>(D)</b>	<b>FF</b>
7011	Hotels and motels .....	34	38 460	10 149	2 189	993
7011 pt.	Hotels .....	7	(D)	(D)	(D)	EE
7011 pt.	Hotels, 25 guestrooms or more .....	6	17 595	4 932	1 058	442
7011 pt.	Hotels, less than 25 guestrooms .....	1	(D)	(D)	(D)	AA
7011 pt.	Motels, motor hotels, and tourist courts .....	27	(D)	(D)	(D)	FF
7011 pt.	Motels, tourist courts .....	25	(D)	(D)	(D)	EE
7011 pt.	Motor hotels .....	2	(D)	(D)	(D)	CC
702, 3	Other lodging places .....	4	(D)	(D)	(D)	AA
702	Rooming and boarding houses .....	1	(D)	(D)	(D)	AA
703	Camps and recreational vehicle parks .....	3	873	215	119	3
<b>72</b>	<b>Personal services</b> .....	<b>282</b>	<b>67 549</b>	<b>25 726</b>	<b>6 113</b>	<b>2 232</b>
721	Laundry, cleaning, and garment services .....	84	31 607	11 072	2 610	944
7211	Power laundries, family and commercial* .....	1	(D)	(D)	(D)	AA
7213	Linen supply* .....	1	(D)	(D)	(D)	BB
7215	Coin-operated laundries and drycleaning .....	15	(D)	(D)	(D)	BB
7216	Drycleaning plants, except rug cleaning* .....	35	7 212	2 630	773	363
7217	Carpet and upholstery cleaning .....	19	(D)	(D)	(D)	CC
7218	Industrial laundrers* .....	3	16 134	5 414	1 189	303
7212, 9	Other laundry, cleaning, and garment services* .....	10	(D)	(D)	(D)	BB
7212	Garment pressing, and agents for laundries and drycleaners .....	2	(D)	(D)	(D)	AA
7219	Laundry and garment services, n.e.c.* .....	8	(D)	(D)	(D)	BB
722	Photographic studios, portrait .....	13	3 484	1 048	237	70
723, 4	Beauty and barber shops .....	120	16 580	8 057	1 884	685
723	Beauty shops .....	117	(D)	(D)	(D)	FF
724	Barber shops .....	3	(D)	(D)	(D)	AA
725	Shoe repair shops and shoeshine parlors .....	6	(D)	(D)	(D)	BB
726	Funeral service and crematories .....	11	8 513	3 224	601	100
729	Miscellaneous personal services .....	48	(D)	(D)	(D)	EE
7291	Tax return preparation services .....	8	2 016	1 069	439	239
7299	Miscellaneous personal services, n.e.c. .....	40	(D)	(D)	(D)	CC
<b>73</b>	<b>Business services</b> .....	<b>481</b>	<b>309 122</b>	<b>109 122</b>	<b>25 048</b>	<b>8 605</b>
731	Advertising .....	40	17 808	5 532	1 249	210
7311	Advertising agencies .....	33	(D)	(D)	(D)	CC
7312	Outdoor advertising services .....	2	(D)	(D)	(D)	BB
7313	Radio, television, publishers' advertising representatives .....	2	(D)	(D)	(D)	AA
7319	Advertising, n.e.c. .....	3	(D)	(D)	(D)	AA
732	Consumer credit reporting agencies, mercantile reporting agencies, and adjustment and collection agencies .....	16	10 331	3 471	845	216
7322	Adjustment and collection services .....	12	(D)	(D)	(D)	CC
7323	Credit reporting services .....	4	(D)	(D)	(D)	BB
733	Mailing, reproduction, commercial art and photography, and stenographic services .....	39	(D)	(D)	(D)	CC
7331	Direct mail advertising services .....	5	1 373	743	206	68
7334	Photocopying and duplicating services .....	1	(D)	(D)	(D)	AA
7335, 6	Commercial photography, art, and graphics .....	22	(D)	(D)	(D)	BB
7335	Commercial photography .....	8	1 392	629	144	23
7336	Commercial art and graphic design .....	14	(D)	(D)	(D)	BB
7338	Secretarial and court reporting services .....	11	(D)	(D)	(D)	BB
734	Services to dwellings and other buildings .....	87	19 491	9 229	2 117	1 211
7342	Disinfecting and pest control services .....	10	(D)	(D)	(D)	BB
7349	Building cleaning and maintenance services, n.e.c. .....	77	(D)	(D)	(D)	GG
735	Miscellaneous equipment rental and leasing .....	45	23 493	5 348	1 211	279
7352	Medical equipment rental and leasing .....	6	4 554	940	229	68
7353	Heavy construction equipment rental and leasing .....	3	1 195	339	91	10
7359	Equipment rental and leasing, n.e.c. .....	36	17 744	4 069	891	201
736	Personnel supply services .....	63	50 270	34 694	7 006	4 217
7361	Employment agencies .....	24	5 533	2 929	520	136
7363	Help supply services .....	39	44 737	31 765	6 486	4 081
7363 pt.	Temporary help supply .....	33	(D)	(D)	(D)	HH
7363 pt.	Help supply, except temporary .....	6	(D)	(D)	(D)	EE
737	Computer programming, data processing, and other computer related services .....	65	123 737	27 924	6 617	684
7371, 2, 3	Computer programming, prepackaged software, and integrated systems .....	41	(D)	(D)	(D)	EE
7371	Computer programming services .....	27	14 630	7 493	1 849	174
7372	Prepackaged software .....	4	(D)	(D)	(D)	BB
7373	Computer integrated systems .....	10	(D)	(D)	(D)	BB
7374, 5, 6	Data processing services .....	8	(D)	(D)	(D)	EE
7374, 5	Computer processing, information retrieval .....	7	(D)	(D)	(D)	EE
7376	Computer facilities management services .....	1	(D)	(D)	(D)	BB
7377, 8, 9	Computer rental and leasing, maintenance, and related services, n.e.c. .....	16	(D)	(D)	(D)	BB
7377	Computer rental and leasing .....	-	-	-	-	-
7378	Computer maintenance and repair .....	11	(D)	(D)	(D)	BB
7379	Computer related services, n.e.c. .....	5	(D)	(D)	(D)	AA

**Table 6. Summary Statistics for Firms Subject to Federal Income Tax for Counties With 350 Establishments or More: 1992 — Con.**

[Includes only establishments with payroll. For meaning of abbreviations and symbols, see introductory text. For explanation of terms and comparability of 1987 and 1992 censuses, see appendix A. For information on geographic areas followed by ▲, see appendix F]

SIC code	Geographic area and kind of business or operation	Establishments (number)	Receipts (\$1,000)	Annual payroll (\$1,000)	First-quarter payroll (\$1,000)	Paid employees for pay period including March 12 (number)
<b>ALLEN COUNTY — Con.</b>						
<b>73</b>	<b>Business services — Con.</b>					
738	Miscellaneous business services .....	126	(D)	(D)	(D)	GG
7381, 2	Detective agencies and protective services .....	29	(D)	(D)	(D)	FF
7381	Detective, guard, and armored car services .....	24	(D)	(D)	(D)	FF
7382	Security systems services .....	5	4 113	1 329	331	61
7383	News syndicates .....	—	—	—	—	—
7384	Photofinishing laboratories* .....	18	(D)	(D)	(D)	EE
7389	Business services, n.e.c. ....	79	24 772	7 113	1 632	554
7389 pt.	Sign painting shops .....	9	998	163	44	17
7389 pt.	Interior designing .....	8	1 767	359	79	29
7389 pt.	Telephone answering services .....	5	684	375	67	37
7389 pt.	Other business services .....	57	21 323	6 216	1 442	471
<b>75</b>	<b>Automotive repair, services, and parking .....</b>	<b>232</b>	<b>153 189</b>	<b>32 698</b>	<b>7 941</b>	<b>1 796</b>
751	Automotive rental and leasing, without drivers .....	20	68 758	8 285	1 985	414
7513	Truck rental and leasing, without drivers .....	14	63 078	7 566	1 828	347
7514, 5	Passenger car rental and leasing .....	6	5 680	719	157	67
7514	Passenger car rental .....	6	5 680	719	157	67
7515	Passenger car leasing .....	—	—	—	—	—
7519	Utility trailer and recreational vehicle rental .....	—	—	—	—	—
752	Automobile parking .....	14	(D)	(D)	(D)	BB
753	Automotive repair shops .....	159	69 361	20 883	5 051	958
7532	Top, body, and upholstery repair shops and paint shops .....	42	19 898	6 381	1 505	292
7532 pt.	Top and body repair shops .....	37	18 511	5 986	1 403	260
7532 pt.	Paint shops .....	5	1 387	395	102	32
7538	General automotive repair shops .....	79	26 239	7 868	1 906	351
7538 pt.	General automotive repair shops, except diesel .....	68	16 101	4 539	1 094	255
7538 pt.	Diesel repair shops .....	11	10 138	3 329	812	96
7533, 4, 6, 7, 9	Other automotive repair shops .....	38	23 224	6 634	1 640	315
7533	Automotive exhaust system repair shops .....	9	(D)	(D)	(D)	BB
7534	Tire retreading and repair shops .....	4	4 022	853	212	42
7536	Automotive glass replacement shops .....	5	(D)	(D)	(D)	BB
7537	Automotive transmission repair shops .....	7	(D)	(D)	(D)	BB
7539	Automotive repair shops, n.e.c. ....	13	(D)	(D)	(D)	BB
7539 pt.	Radiator repair .....	5	765	199	46	14
7539 pt.	Brake, front end, and wheel alignment .....	7	4 707	1 208	369	61
7539 pt.	Automotive electrical and fuel system services .....	1	(D)	(D)	(D)	AA
7539 pt.	Other automotive repair shops, n.e.c. ....	—	—	—	—	—
754	Automotive services, except repair .....	39	(D)	(D)	(D)	EE
7542	Carwashes .....	18	6 694	1 462	394	266
7549	Automotive services, except repair and carwashes .....	21	(D)	(D)	(D)	CC
<b>76</b>	<b>Miscellaneous repair services .....</b>	<b>109</b>	<b>49 240</b>	<b>17 451</b>	<b>4 010</b>	<b>874</b>
762	Electrical repair shops .....	32	17 837	7 235	1 727	396
7622	Radio and television repair shops .....	11	(D)	(D)	(D)	BB
7623, 9	Other electrical and electronic repair shops .....	21	(D)	(D)	(D)	EE
7623	Refrigeration and air-conditioning service and repair shops .....	4	(D)	(D)	(D)	BB
7629	Electrical and electronic repair shops, n.e.c. ....	17	10 184	4 720	1 139	278
763	Watch, clock, and jewelry repair .....	2	(D)	(D)	(D)	AA
764	Reupholstery and furniture repair .....	11	(D)	(D)	(D)	BB
769	Miscellaneous repair and related services .....	64	(D)	(D)	(D)	EE
7692	Welding repair .....	3	(D)	(D)	(D)	AA
7694	Armature rewinding shops .....	3	(D)	(D)	(D)	BB
7699	Repair shops and related services, n.e.c. ....	58	27 131	8 867	1 960	394
<b>78, 79, 84</b>	<b>Amusement and recreation services, including motion pictures and museums .....</b>	<b>129</b>	<b>60 066</b>	<b>13 055</b>	<b>3 155</b>	<b>1 444</b>
781, 2	Motion picture production, distribution, and services .....	9	(D)	(D)	(D)	BB
783	Motion picture theaters .....	11	(D)	(D)	(D)	EE
7832	Motion picture theaters, except drive-in .....	11	(D)	(D)	(D)	EE
7833	Drive-in motion picture theaters .....	—	—	—	—	—
784	Video tape rental .....	22	3 765	746	165	131
792	Theatrical producers (except motion picture), bands, orchestras, and entertainers .....	1	(D)	(D)	(D)	AA
7922	Theatrical producers (except motion picture) and miscellaneous theatrical services .....	—	—	—	—	—
7929	Bands, orchestras, actors, and other entertainers and entertainment groups .....	1	(D)	(D)	(D)	AA
793	Bowling centers .....	12	6 226	1 938	503	272
79 ex. 792, 3, 84	Commercial sports and other amusement and recreation services, including museums .....	74	23 589	6 982	1 613	665
794	Commercial sports .....	2	(D)	(D)	(D)	BB
7941	Professional sports clubs, managers, promoters .....	2	(D)	(D)	(D)	BB
7948	Racing, including track operation .....	—	—	—	—	—
79 ex. 792, 3, 4, 84	Other amusement and recreation services, including museums .....	72	(D)	(D)	(D)	FF
791	Dance studios, schools, and halls .....	7	1 037	357	90	52
7991	Physical fitness facilities .....	14	2 833	943	230	115
7992	Public golf courses .....	9	4 601	1 365	167	105
7993	Coin-operated amusement devices .....	13	4 388	1 033	245	93
7996	Amusement parks .....	—	—	—	—	—
7997	Membership sports and recreation clubs .....	9	2 810	760	162	89
7999, 84	Amusement and recreation services, including museums, n.e.c. ....	20	(D)	(D)	(D)	CC
7999 pt.	Concession operators of amusement devices and rides .....	—	—	—	—	—
7999 pt.	Carnivals, circuses, and fairs .....	—	—	—	—	—
7999 pt., 84	Other recreation and amusements, including museums .....	20	(D)	(D)	(D)	CC

**Table 6. Summary Statistics for Firms Subject to Federal Income Tax for Counties With 350 Establishments or More: 1992 — Con.**

[Includes only establishments with payroll. For meaning of abbreviations and symbols, see introductory text. For explanation of terms and comparability of 1987 and 1992 censuses, see appendix A. For information on geographic areas followed by ▲, see appendix F]

SIC code	Geographic area and kind of business or operation	Establishments (number)	Receipts (\$1,000)	Annual payroll (\$1,000)	First-quarter payroll (\$1,000)	Paid employees for pay period including March 12 (number)
<b>ALLEN COUNTY — Con.</b>						
<b>80</b>	<b>Health services</b> .....	<b>535</b>	<b>456 345</b>	<b>214 896</b>	<b>45 930</b>	<b>7 141</b>
801	Offices and clinics of doctors of medicine .....	233	267 533	137 260	29 048	2 925
8011 pt.	Offices of doctors of medicine .....	219	(D)	(D)	(D)	GG
8011 pt.	General medical clinics .....	14	(D)	(D)	(D)	EE
802	Offices and clinics of dentists .....	133	49 178	22 329	4 451	871
803	Offices and clinics of doctors of osteopathy .....	1	(D)	(D)	(D)	AA
804	Offices and clinics of other health practitioners .....	87	22 158	8 020	1 604	324
8041	Offices and clinics of chiropractors .....	24	5 908	2 062	501	82
8042	Offices and clinics of optometrists .....	29	6 255	1 884	417	95
8043	Offices and clinics of podiatrists .....	11	(D)	(D)	(D)	BB
8049	Offices and clinics of health practitioners, n.e.c. ....	23	(D)	(D)	(D)	CC
805	Nursing and personal care facilities .....	25	52 203	22 131	5 524	1 743
8051	Skilled nursing care facilities .....	17	32 934	14 336	3 629	1 129
8052	Intermediate care facilities .....	6	(D)	(D)	(D)	FF
8059	Nursing and personal care facilities, n.e.c. ....	2	(D)	(D)	(D)	CC
806	Hospitals .....	1	(D)	(D)	(D)	CC
8062	General medical and surgical hospitals .....	—	—	—	—	—
8063, 9	Specialty hospitals .....	1	(D)	(D)	(D)	CC
807, 8, 9	Other health services .....	55	(D)	(D)	(D)	GG
807	Medical and dental laboratories .....	28	(D)	(D)	(D)	EE
8071	Medical laboratories .....	15	15 584	5 423	1 036	160
8072	Dental laboratories .....	13	(D)	(D)	(D)	BB
808	Home health care services .....	14	18 656	9 902	1 807	587
809	Miscellaneous health and allied services, n.e.c. ....	13	(D)	(D)	(D)	EE
8092	Kidney dialysis centers .....	3	(D)	(D)	(D)	BB
8093	Specialty outpatient facilities, n.e.c. ....	5	(D)	(D)	(D)	BB
8099	Health and allied services, n.e.c. ....	5	(D)	(D)	(D)	CC
<b>81</b>	<b>Legal services</b> .....	<b>129</b>	<b>74 524</b>	<b>18 287</b>	<b>4 192</b>	<b>734</b>
<b>823, 4, 9</b>	<b>Selected educational services</b> .....	<b>15</b>	<b>1 771</b>	<b>588</b>	<b>125</b>	<b>74</b>
823	Libraries .....	—	—	—	—	—
824	Vocational schools .....	7	(D)	(D)	(D)	AA
829	Schools and educational services, n.e.c. ....	8	(D)	(D)	(D)	BB
<b>83</b>	<b>Social services</b> .....	<b>48</b>	<b>9 751</b>	<b>3 392</b>	<b>734</b>	<b>385</b>
835	Child day care services .....	24	3 542	1 543	375	242
832, 3, 6, 9	Other social services .....	24	6 209	1 849	359	143
<b>87 ex. 8733</b>	<b>Engineering, accounting, research, management, and related services (except noncommercial research organizations)</b> .....	<b>237</b>	<b>141 465</b>	<b>69 936</b>	<b>16 189</b>	<b>2 268</b>
871	Engineering, architectural, and surveying services .....	85	44 351	20 250	4 406	609
8711	Engineering services .....	57	27 591	11 835	2 441	349
8712	Architectural services .....	20	(D)	(D)	(D)	CC
8713	Surveying services .....	8	(D)	(D)	(D)	BB
872	Accounting, auditing, and bookkeeping services .....	78	(D)	(D)	(D)	FF
873 ex. 8733	Research, development, and testing services (except noncommercial research organizations) .....	12	(D)	(D)	(D)	EE
8731	Commercial physical and biological research .....	2	(D)	(D)	(D)	AA
8732	Commercial economic, sociological, and educational research .....	4	5 724	2 542	590	406
8734	Testing laboratories .....	6	(D)	(D)	(D)	BB
874	Management and public relations services .....	62	45 349	28 444	6 508	612
8741	Management services .....	19	(D)	(D)	(D)	CC
8742	Management consulting services .....	24	26 785	17 784	4 623	301
8743	Public relations services .....	4	(D)	(D)	(D)	AA
8744	Facilities support management services .....	1	(D)	(D)	(D)	BB
8748	Business consulting services, n.e.c. ....	14	(D)	(D)	(D)	BB
<b>89</b>	<b>Services, n.e.c.</b> .....	<b>15</b>	<b>(D)</b>	<b>(D)</b>	<b>(D)</b>	<b>BB</b>
<b>BARTHOLOMEW COUNTY</b>						
	<b>Total</b> .....	<b>457</b>	<b>192 459</b>	<b>79 149</b>	<b>17 760</b>	<b>3 880</b>
<b>70 ex. 704</b>	<b>Hotels, rooming houses, camps, and other lodging places (except membership lodging)</b> .....	<b>12</b>	<b>(D)</b>	<b>(D)</b>	<b>(D)</b>	<b>EE</b>
7011	Hotels and motels .....	11	13 520	3 464	764	361
7011 pt.	Hotels .....	5	9 604	2 307	541	257
7011 pt.	Motels, motor hotels, and tourist courts .....	6	3 916	1 157	223	104
702, 3	Other lodging places .....	1	(D)	(D)	(D)	AA

**Table 6. Summary Statistics for Firms Subject to Federal Income Tax for Counties With 350 Establishments or More: 1992 — Con.**

[Includes only establishments with payroll. For meaning of abbreviations and symbols, see introductory text. For explanation of terms and comparability of 1987 and 1992 censuses, see appendix A. For information on geographic areas followed by ▲, see appendix F.]

SIC code	Geographic area and kind of business or operation	Establishments (number)	Receipts (\$1,000)	Annual payroll (\$1,000)	First-quarter payroll (\$1,000)	Paid employees for pay period including March 12 (number)
<b>BARTHOLOMEW COUNTY — Con.</b>						
<b>72</b>	<b>Personal services</b> .....	<b>46</b>	<b>16 491</b>	<b>5 439</b>	<b>1 195</b>	<b>318</b>
721	Laundry, cleaning, and garment services .....	20	11 145	3 725	806	219
7211	Power laundries, family and commercial* .....	1	(D)	(D)	(D)	AA
7213	Linen supply* .....	1	(D)	(D)	(D)	BB
7215	Coin-operated laundries and drycleaning .....	4	458	121	30	19
7216	Drycleaning plants, except rug cleaning* .....	7	1 762	557	111	44
7217	Carpet and upholstery cleaning .....	4	572	207	39	14
7218	Industrial launderers* .....	2	(D)	(D)	(D)	BB
7212, 9	Other laundry, cleaning, and garment services* .....	1	(D)	(D)	(D)	AA
722	Photographic studios, portrait .....	4	889	185	35	13
723, 4	Beauty and barber shops .....	12	1 568	631	118	56
723	Beauty shops .....	12	1 568	631	118	56
724	Barber shops .....	—	—	—	—	—
725	Shoe repair shops and shoeshine parlors .....	—	—	—	—	—
726	Funeral service and crematories .....	5	(D)	(D)	(D)	AA
729	Miscellaneous personal services .....	5	(D)	(D)	(D)	AA
<b>73</b>	<b>Business services</b> .....	<b>73</b>	<b>31 145</b>	<b>15 453</b>	<b>3 449</b>	<b>969</b>
731	Advertising .....	4	2 159	697	239	27
732	Consumer credit reporting agencies, mercantile reporting agencies, and adjustment and collection agencies .....	1	(D)	(D)	(D)	AA
733	Mailing, reproduction, commercial art and photography, and stenographic services .....	8	1 416	331	69	25
734	Services to dwellings and other buildings .....	22	4 266	1 649	354	220
735	Miscellaneous equipment rental and leasing .....	10	4 324	821	211	47
736	Personnel supply services .....	8	6 112	4 395	819	389
737	Computer programming, data processing, and other computer related services .....	7	(D)	(D)	(D)	CC
7371, 2, 3	Computer programming, prepackaged software, and integrated systems .....	5	1 491	771	176	27
7374, 5, 6	Data processing services .....	2	(D)	(D)	(D)	CC
7377, 8, 9	Computer rental and leasing, maintenance, and related services, n.e.c. ....	—	—	—	—	—
738	Miscellaneous business services .....	13	(D)	(D)	(D)	CC
<b>75</b>	<b>Automotive repair, services, and parking</b> .....	<b>45</b>	<b>10 642</b>	<b>3 222</b>	<b>718</b>	<b>175</b>
751	Automotive rental and leasing, without drivers .....	3	458	116	16	3
752	Automobile parking .....	—	—	—	—	—
753	Automotive repair shops .....	34	8 792	2 609	604	122
7532	Top, body, and upholstery repair shops and paint shops .....	9	3 302	1 040	244	51
7538	General automotive repair shops .....	16	3 315	934	227	51
7533, 4, 6, 7, 9	Other automotive repair shops .....	9	2 175	635	133	20
754	Automotive services, except repair .....	8	1 392	497	98	50
<b>76</b>	<b>Miscellaneous repair services</b> .....	<b>23</b>	<b>8 538</b>	<b>2 617</b>	<b>554</b>	<b>104</b>
762	Electrical repair shops .....	6	1 673	699	155	36
7622	Radio and television repair shops .....	4	(D)	(D)	(D)	AA
7623, 9	Other electrical and electronic repair shops .....	2	(D)	(D)	(D)	BB
763	Watch, clock, and jewelry repair .....	—	—	—	—	—
764	Reupholstery and furniture repair .....	1	(D)	(D)	(D)	AA
769	Miscellaneous repair and related services .....	16	(D)	(D)	(D)	BB
<b>78, 79, 84</b>	<b>Amusement and recreation services, including motion pictures and museums</b> .....	<b>26</b>	<b>4 498</b>	<b>992</b>	<b>210</b>	<b>122</b>
781, 2	Motion picture production, distribution, and services .....	—	—	—	—	—
783	Motion picture theaters .....	4	(D)	(D)	(D)	BB
784	Video tape rental .....	3	1 080	211	50	25
792	Theatrical producers (except motion picture), bands, orchestras, and entertainers .....	1	(D)	(D)	(D)	AA
793	Bowling centers .....	4	(D)	(D)	(D)	BB
79 ex. 792, 3, 84	Commercial sports and other amusement and recreation services, including museums .....	14	1 489	291	58	45
<b>80</b>	<b>Health services</b> .....	<b>115</b>	<b>73 888</b>	<b>33 084</b>	<b>7 444</b>	<b>1 220</b>
801	Offices and clinics of doctors of medicine .....	51	41 859	20 632	4 583	463
802	Offices and clinics of dentists .....	32	9 843	3 569	835	174
803	Offices and clinics of doctors of osteopathy .....	—	—	—	—	—
804	Offices and clinics of other health practitioners .....	22	4 721	1 305	276	70
805	Nursing and personal care facilities .....	4	10 646	4 985	1 086	374
806	Hospitals .....	1	(D)	(D)	(D)	BB
807, 8, 9	Other health services .....	5	(D)	(D)	(D)	BB
<b>81</b>	<b>Legal services</b> .....	<b>33</b>	<b>8 681</b>	<b>3 452</b>	<b>674</b>	<b>117</b>
<b>823, 4, 9</b>	<b>Selected educational services</b> .....	<b>2</b>	<b>(D)</b>	<b>(D)</b>	<b>(D)</b>	<b>AA</b>
<b>83</b>	<b>Social services</b> .....	<b>10</b>	<b>1 243</b>	<b>574</b>	<b>138</b>	<b>80</b>
835	Child day care services .....	8	(D)	(D)	(D)	BB
832, 3, 6, 9	Other social services .....	2	(D)	(D)	(D)	AA



**Table 6. Summary Statistics for Firms Subject to Federal Income Tax for Counties With 350 Establishments or More: 1992 — Con.**

[Includes only establishments with payroll. For meaning of abbreviations and symbols, see introductory text. For explanation of terms and comparability of 1987 and 1992 censuses, see appendix A. For information on geographic areas followed by ▲, see appendix F]

SIC code	Geographic area and kind of business or operation	Establishments (number)	Receipts (\$1,000)	Annual payroll (\$1,000)	First-quarter payroll (\$1,000)	Paid employees for pay period including March 12 (number)
<b>BARTHOLOMEW COUNTY — Con.</b>						
<b>87 ex. 8733</b>	<b>Engineering, accounting, research, management, and related services (except noncommercial research organizations) -----</b>	<b>71</b>	<b>23 305</b>	<b>10 713</b>	<b>2 587</b>	<b>396</b>
871	Engineering, architectural, and surveying services -----	28	13 226	6 308	1 443	217
872	Accounting, auditing, and bookkeeping services -----	15	(D)	(D)	(D)	BB
873 ex. 8733	Research, development, and testing services (except noncommercial research organizations) -----	3	(D)	(D)	(D)	AA
874	Management and public relations services -----	25	5 352	2 379	577	70
<b>89</b>	<b>Services, n.e.c. -----</b>	<b>1</b>	<b>(D)</b>	<b>(D)</b>	<b>(D)</b>	<b>AA</b>
<b>CLARK COUNTY</b>						
	<b>Total -----</b>	<b>525</b>	<b>229 928</b>	<b>85 820</b>	<b>18 790</b>	<b>5 612</b>
<b>70 ex. 704</b>	<b>Hotels, rooming houses, camps, and other lodging places (except membership lodging) -----</b>	<b>22</b>	<b>14 358</b>	<b>3 849</b>	<b>835</b>	<b>488</b>
7011	Hotels and motels -----	19	(D)	(D)	(D)	EE
7011 pt.	Hotels -----	4	(D)	(D)	(D)	EE
7011 pt.	Motels, motor hotels, and tourist courts -----	15	(D)	(D)	(D)	CC
702, 3	Other lodging places -----	3	(D)	(D)	(D)	AA
<b>72</b>	<b>Personal services -----</b>	<b>65</b>	<b>16 721</b>	<b>6 224</b>	<b>1 417</b>	<b>527</b>
721	Laundry, cleaning, and garment services -----	19	9 041	3 838	889	298
7211	Power laundries, family and commercial* -----	2	(D)	(D)	(D)	CC
7213	Linen supply* -----	—	—	—	—	—
7215	Coin-operated laundries and drycleaning -----	6	(D)	(D)	(D)	AA
7216	Drycleaning plants, except rug cleaning* -----	7	1 861	631	146	62
7217	Carpet and upholstery cleaning -----	2	(D)	(D)	(D)	AA
7218	Industrial laundries* -----	—	—	—	—	—
7212, 9	Other laundry, cleaning, and garment services* -----	2	(D)	(D)	(D)	AA
722	Photographic studios, portrait -----	5	(D)	(D)	(D)	BB
723, 4	Beauty and barber shops -----	22	2 118	1 057	267	124
723	Beauty shops -----	19	1 876	942	241	114
724	Barber shops -----	3	242	115	26	10
725	Shoe repair shops and shoeshine parlors -----	—	—	—	—	—
726	Funeral service and crematories -----	7	2 804	749	125	32
729	Miscellaneous personal services -----	12	(D)	(D)	(D)	BB
<b>73</b>	<b>Business services -----</b>	<b>75</b>	<b>25 051</b>	<b>12 997</b>	<b>3 180</b>	<b>1 466</b>
731	Advertising -----	2	(D)	(D)	(D)	AA
732	Consumer credit reporting agencies, mercantile reporting agencies, and adjustment and collection agencies -----	—	—	—	—	—
733	Mailing, reproduction, commercial art and photography, and stenographic services -----	4	(D)	(D)	(D)	BB
734	Services to dwellings and other buildings -----	15	1 542	696	131	136
735	Miscellaneous equipment rental and leasing -----	13	4 865	925	222	50
736	Personnel supply services -----	13	10 912	8 018	2 117	987
737	Computer programming, data processing, and other computer related services -----	11	(D)	(D)	(D)	BB
7371, 2, 3	Computer programming, prepackaged software, and integrated systems -----	6	(D)	(D)	(D)	AA
7374, 5, 6	Data processing services -----	4	(D)	(D)	(D)	AA
7377, 8, 9	Computer rental and leasing, maintenance, and related services, n.e.c. -----	1	(D)	(D)	(D)	AA
738	Miscellaneous business services -----	17	(D)	(D)	(D)	CC
<b>75</b>	<b>Automotive repair, services, and parking -----</b>	<b>71</b>	<b>24 303</b>	<b>6 905</b>	<b>1 570</b>	<b>431</b>
751	Automotive rental and leasing, without drivers -----	3	(D)	(D)	(D)	BB
752	Automobile parking -----	—	—	—	—	—
753	Automotive repair shops -----	61	18 906	5 293	1 281	287
7532	Top, body, and upholstery repair shops and paint shops -----	18	5 302	1 752	427	83
7538	General automotive repair shops -----	32	7 255	1 975	493	123
7533, 4, 6, 7, 9	Other automotive repair shops -----	11	6 349	1 566	361	81
754	Automotive services, except repair -----	7	(D)	(D)	(D)	BB
<b>76</b>	<b>Miscellaneous repair services -----</b>	<b>26</b>	<b>12 792</b>	<b>4 769</b>	<b>1 006</b>	<b>214</b>
762	Electrical repair shops -----	2	(D)	(D)	(D)	BB
7622	Radio and television repair shops -----	1	(D)	(D)	(D)	AA
7623, 9	Other electrical and electronic repair shops -----	1	(D)	(D)	(D)	BB
763	Watch, clock, and jewelry repair -----	2	(D)	(D)	(D)	AA
764	Reupholstery and furniture repair -----	2	(D)	(D)	(D)	AA
769	Miscellaneous repair and related services -----	20	(D)	(D)	(D)	CC
<b>78, 79, 84</b>	<b>Amusement and recreation services, including motion pictures and museums -----</b>	<b>48</b>	<b>16 086</b>	<b>4 237</b>	<b>810</b>	<b>405</b>
781, 2	Motion picture production, distribution, and services -----	—	—	—	—	—
783	Motion picture theaters -----	4	4 937	630	162	75
784	Video tape rental -----	14	(D)	(D)	(D)	BB
792	Theatrical producers (except motion picture), bands, orchestras, and entertainers -----	2	(D)	(D)	(D)	AA
793	Bowling centers -----	3	1 575	521	131	66
79 ex. 792, 3, 84	Commercial sports and other amusement and recreation services, including museums -----	25	7 801	2 721	429	196

**Table 6. Summary Statistics for Firms Subject to Federal Income Tax for Counties With 350 Establishments or More: 1992 — Con.**

[Includes only establishments with payroll. For meaning of abbreviations and symbols, see introductory text. For explanation of terms and comparability of 1987 and 1992 censuses, see appendix A. For information on geographic areas followed by ▲, see appendix F]

SIC code	Geographic area and kind of business or operation	Establishments (number)	Receipts (\$1,000)	Annual payroll (\$1,000)	First-quarter payroll (\$1,000)	Paid employees for pay period including March 12 (number)
<b>CLARK COUNTY — Con.</b>						
<b>80</b>	<b>Health services</b> .....	<b>124</b>	<b>98 604</b>	<b>39 519</b>	<b>8 243</b>	<b>1 617</b>
801	Offices and clinics of doctors of medicine .....	62	41 872	20 548	3 817	439
802	Offices and clinics of dentists .....	23	5 622	1 980	466	103
803	Offices and clinics of doctors of osteopathy .....	—	—	—	—	—
804	Offices and clinics of other health practitioners .....	24	(D)	(D)	(D)	BB
805	Nursing and personal care facilities .....	9	25 786	9 560	2 241	674
806	Hospitals .....	1	(D)	(D)	(D)	EE
807, 8, 9	Other health services .....	5	3 458	1 135	227	66
<b>81</b>	<b>Legal services</b> .....	<b>38</b>	<b>7 057</b>	<b>1 634</b>	<b>381</b>	<b>106</b>
<b>823, 4, 9</b>	<b>Selected educational services</b> .....	<b>4</b>	<b>(D)</b>	<b>(D)</b>	<b>(D)</b>	<b>BB</b>
<b>83</b>	<b>Social services</b> .....	<b>10</b>	<b>(D)</b>	<b>(D)</b>	<b>(D)</b>	<b>BB</b>
835	Child day care services .....	3	(D)	(D)	(D)	BB
832, 3, 6, 9	Other social services .....	7	(D)	(D)	(D)	AA
<b>87 ex. 8733</b>	<b>Engineering, accounting, research, management, and related services (except noncommercial research organizations)</b> .....	<b>39</b>	<b>10 256</b>	<b>4 156</b>	<b>1 006</b>	<b>200</b>
871	Engineering, architectural, and surveying services .....	15	5 802	2 189	486	84
872	Accounting, auditing, and bookkeeping services .....	15	(D)	(D)	(D)	BB
873 ex. 8733	Research, development, and testing services (except noncommercial research organizations) .....	2	(D)	(D)	(D)	BB
874	Management and public relations services .....	7	1 636	740	169	23
<b>89</b>	<b>Services, n.e.c.</b> .....	<b>3</b>	<b>(D)</b>	<b>(D)</b>	<b>(D)</b>	<b>AA</b>
<b>DELAWARE COUNTY</b> (Coextensive with Muncie, IN MSA; see table 7a.)						
<b>ELKHART COUNTY</b> (Coextensive with Elkhart-Goshen, IN MSA; see table 7a.)						
<b>FLOYD COUNTY</b>						
	<b>Total</b> .....	<b>379</b>	<b>163 316</b>	<b>59 256</b>	<b>12 950</b>	<b>3 080</b>
<b>70 ex. 704</b>	<b>Hotels, rooming houses, camps, and other lodging places (except membership lodging)</b> .....	<b>2</b>	<b>(D)</b>	<b>(D)</b>	<b>(D)</b>	<b>BB</b>
7011	Hotels and motels .....	2	(D)	(D)	(D)	BB
7011 pt.	Hotels .....	2	(D)	(D)	(D)	BB
7011 pt.	Motels, motor hotels, and tourist courts .....	—	—	—	—	—
702, 3	Other lodging places .....	—	—	—	—	—
<b>72</b>	<b>Personal services</b> .....	<b>47</b>	<b>8 802</b>	<b>3 792</b>	<b>863</b>	<b>414</b>
721	Laundry, cleaning, and garment services .....	20	3 298	1 276	327	150
7211	Power laundries, family and commercial* .....	1	(D)	(D)	(D)	AA
7213	Linen supply* .....	—	—	—	—	—
7215	Coin-operated laundries and drycleaning .....	7	(D)	(D)	(D)	BB
7216	Drycleaning plants, except rug cleaning* .....	7	1 151	499	148	64
7217	Carpet and upholstery cleaning .....	5	780	269	55	25
7218	Industrial laundriers* .....	—	—	—	—	—
7212, 9	Other laundry, cleaning, and garment services* .....	—	—	—	—	—
722	Photographic studios, portrait .....	4	(D)	(D)	(D)	AA
723, 4	Beauty and barber shops .....	15	(D)	(D)	(D)	BB
723	Beauty shops .....	15	(D)	(D)	(D)	BB
724	Barber shops .....	—	—	—	—	—
725	Shoe repair shops and shoeshine parlors .....	—	—	—	—	—
726	Funeral service and crematories .....	6	2 811	1 280	179	37
729	Miscellaneous personal services .....	2	(D)	(D)	(D)	CC
<b>73</b>	<b>Business services</b> .....	<b>56</b>	<b>28 785</b>	<b>8 027</b>	<b>1 942</b>	<b>395</b>
731	Advertising .....	6	(D)	(D)	(D)	AA
732	Consumer credit reporting agencies, mercantile reporting agencies, and adjustment and collection agencies .....	1	(D)	(D)	(D)	AA
733	Mailing, reproduction, commercial art and photography, and stenographic services .....	3	(D)	(D)	(D)	AA
734	Services to dwellings and other buildings .....	16	2 377	820	205	108
735	Miscellaneous equipment rental and leasing .....	6	(D)	(D)	(D)	BB
736	Personnel supply services .....	3	(D)	(D)	(D)	AA
737	Computer programming, data processing, and other computer related services .....	9	(D)	(D)	(D)	CC
7371, 2, 3	Computer programming, prepackaged software, and integrated systems .....	8	(D)	(D)	(D)	CC
7374, 5, 6	Data processing services .....	—	—	—	—	—
7377, 8, 9	Computer rental and leasing, maintenance, and related services, n.e.c. .....	1	(D)	(D)	(D)	AA
738	Miscellaneous business services .....	12	(D)	(D)	(D)	BB

**Table 6. Summary Statistics for Firms Subject to Federal Income Tax for Counties With 350 Establishments or More: 1992 — Con.**

[Includes only establishments with payroll. For meaning of abbreviations and symbols, see introductory text. For explanation of terms and comparability of 1987 and 1992 censuses, see appendix A. For information on geographic areas followed by ▲, see appendix F]

SIC code	Geographic area and kind of business or operation	Establishments (number)	Receipts (\$1,000)	Annual payroll (\$1,000)	First-quarter payroll (\$1,000)	Paid employees for pay period including March 12 (number)
<b>FLOYD COUNTY — Con.</b>						
<b>75</b>	<b>Automotive repair, services, and parking</b> .....	<b>36</b>	<b>8 805</b>	<b>2 288</b>	<b>557</b>	<b>145</b>
751	Automotive rental and leasing, without drivers .....	—	—	—	—	—
752	Automobile parking .....	—	—	—	—	—
753	Automotive repair shops .....	30	7 449	1 962	481	116
7532	Top, body, and upholstery repair shops and paint shops .....	10	3 279	918	218	51
7538	General automotive repair shops .....	15	2 877	779	194	44
7533, 4, 6, 7, 9	Other automotive repair shops .....	5	1 293	265	69	21
754	Automotive services, except repair .....	6	1 356	326	76	29
<b>76</b>	<b>Miscellaneous repair services</b> .....	<b>15</b>	<b>10 332</b>	<b>3 060</b>	<b>746</b>	<b>102</b>
762	Electrical repair shops .....	4	282	70	20	9
7622	Radio and television repair shops .....	2	(D)	(D)	(D)	AA
7623, 9	Other electrical and electronic repair shops .....	2	(D)	(D)	(D)	AA
763	Watch, clock, and jewelry repair .....	—	—	—	—	—
764	Reupholstery and furniture repair .....	2	(D)	(D)	(D)	AA
769	Miscellaneous repair and related services .....	9	(D)	(D)	(D)	BB
<b>78, 79, 84</b>	<b>Amusement and recreation services, including motion pictures and museums</b> .....	<b>36</b>	<b>4 722</b>	<b>1 429</b>	<b>292</b>	<b>186</b>
781, 2	Motion picture production, distribution, and services .....	1	(D)	(D)	(D)	AA
783	Motion picture theaters .....	2	(D)	(D)	(D)	AA
784	Video tape rental .....	13	1 617	336	84	56
792	Theatrical producers (except motion picture), bands, orchestras, and entertainers .....	1	(D)	(D)	(D)	AA
793	Bowling centers .....	2	(D)	(D)	(D)	BB
79 ex. 792, 3; 84	Commercial sports and other amusement and recreation services, including museums .....	17	2 093	805	142	98
<b>80</b>	<b>Health services</b> .....	<b>102</b>	<b>71 225</b>	<b>29 089</b>	<b>5 974</b>	<b>1 335</b>
801	Offices and clinics of doctors of medicine .....	45	33 376	14 881	2 853	324
802	Offices and clinics of dentists .....	29	7 879	2 075	501	121
803	Offices and clinics of doctors of osteopathy .....	—	—	—	—	—
804	Offices and clinics of other health practitioners .....	13	(D)	(D)	(D)	BB
805	Nursing and personal care facilities .....	7	20 046	8 669	2 014	725
806	Hospitals .....	—	—	—	—	—
807, 8, 9	Other health services .....	8	(D)	(D)	(D)	CC
<b>81</b>	<b>Legal services</b> .....	<b>35</b>	<b>11 440</b>	<b>2 975</b>	<b>703</b>	<b>132</b>
<b>823, 4, 9</b>	<b>Selected educational services</b> .....	<b>1</b>	<b>(D)</b>	<b>(D)</b>	<b>(D)</b>	<b>AA</b>
<b>83</b>	<b>Social services</b> .....	<b>10</b>	<b>(D)</b>	<b>(D)</b>	<b>(D)</b>	<b>BB</b>
835	Child day care services .....	5	(D)	(D)	(D)	BB
832, 3, 6, 9	Other social services .....	5	1 593	840	133	20
<b>87 ex. 8733</b>	<b>Engineering, accounting, research, management, and related services (except noncommercial research organizations)</b> .....	<b>36</b>	<b>14 279</b>	<b>6 714</b>	<b>1 499</b>	<b>233</b>
871	Engineering, architectural, and surveying services .....	14	6 487	2 584	552	84
872	Accounting, auditing, and bookkeeping services .....	13	6 290	3 406	792	106
873 ex. 8733	Research, development, and testing services (except noncommercial research organizations) .....	—	—	—	—	—
874	Management and public relations services .....	9	1 502	724	155	43
<b>89</b>	<b>Services, n.e.c.</b> .....	<b>3</b>	<b>(D)</b>	<b>(D)</b>	<b>(D)</b>	<b>AA</b>
<b>GRANT COUNTY</b>						
	<b>Total</b> .....	<b>395</b>	<b>145 915</b>	<b>55 806</b>	<b>13 056</b>	<b>3 775</b>
<b>70 ex. 704</b>	<b>Hotels, rooming houses, camps, and other lodging places (except membership lodging)</b> .....	<b>9</b>	<b>(D)</b>	<b>(D)</b>	<b>(D)</b>	<b>EE</b>
7011	Hotels and motels .....	7	9 260	2 450	577	282
7011 pt.	Hotels .....	—	—	—	—	—
7011 pt.	Motels, motor hotels, and tourist courts .....	7	9 260	2 450	577	282
702, 3	Other lodging places .....	2	(D)	(D)	(D)	AA
<b>72</b>	<b>Personal services</b> .....	<b>56</b>	<b>8 539</b>	<b>2 678</b>	<b>729</b>	<b>361</b>
721	Laundry, cleaning, and garment services .....	14	2 020	620	167	93
7211	Power laundries, family and commercial* .....	—	—	—	—	—
7213	Linen supply* .....	—	—	—	—	—
7215	Coin-operated laundries and drycleaning .....	6	(D)	(D)	(D)	BB
7216	Drycleaning plants, except rug cleaning* .....	4	672	261	61	48
7217	Carpet and upholstery cleaning .....	3	(D)	(D)	(D)	AA
7218	Industrial launderers* .....	1	(D)	(D)	(D)	AA
7212, 9	Other laundry, cleaning, and garment services* .....	—	—	—	—	—
722	Photographic studios, portrait .....	6	748	161	32	17
723, 4	Beauty and barber shops .....	17	1 494	587	136	74
723	Beauty shops .....	17	1 494	587	136	74
724	Barber shops .....	—	—	—	—	—
725	Shoe repair shops and shoeshine parlors .....	1	(D)	(D)	(D)	AA
726	Funeral service and crematories .....	7	3 180	807	179	34
729	Miscellaneous personal services .....	11	(D)	(D)	(D)	CC

**Table 6. Summary Statistics for Firms Subject to Federal Income Tax for Counties With 350 Establishments or More: 1992 — Con.**

[Includes only establishments with payroll. For meaning of abbreviations and symbols, see introductory text. For explanation of terms and comparability of 1987 and 1992 censuses, see appendix A. For information on geographic areas followed by ▲, see appendix F]

SIC code	Geographic area and kind of business or operation	Establishments (number)	Receipts (\$1,000)	Annual payroll (\$1,000)	First-quarter payroll (\$1,000)	Paid employees for pay period including March 12 (number)
<b>GRANT COUNTY — Con.</b>						
<b>73</b>	<b>Business services</b> .....	<b>36</b>	<b>17 982</b>	<b>6 909</b>	<b>1 898</b>	<b>476</b>
731	Advertising .....	2	(D)	(D)	(D)	AA
732	Consumer credit reporting agencies, mercantile reporting agencies, and adjustment and collection agencies .....	4	1 438	367	85	33
733	Mailing, reproduction, commercial art and photography, and stenographic services .....	3	237	75	20	8
734	Services to dwellings and other buildings .....	7	2 148	1 155	286	157
735	Miscellaneous equipment rental and leasing .....	4	1 242	260	52	14
736	Personnel supply services .....	1	(D)	(D)	(D)	BB
737	Computer programming, data processing, and other computer related services .....	7	7 402	3 351	1 049	149
7371, 2, 3	Computer programming, prepackaged software, and integrated systems .....	3	(D)	(D)	(D)	AA
7374, 5, 6	Data processing services .....	4	(D)	(D)	(D)	CC
7377, 8, 9	Computer rental and leasing, maintenance, and related services, n.e.c. ....	—	—	—	—	—
738	Miscellaneous business services .....	8	(D)	(D)	(D)	BB
<b>75</b>	<b>Automotive repair, services, and parking</b> .....	<b>60</b>	<b>13 031</b>	<b>3 330</b>	<b>846</b>	<b>258</b>
751	Automotive rental and leasing, without drivers .....	2	(D)	(D)	(D)	BB
752	Automobile parking .....	1	(D)	(D)	(D)	AA
753	Automotive repair shops .....	46	10 374	2 685	683	185
7532	Top, body, and upholstery repair shops and paint shops .....	11	2 590	787	224	50
7538	General automotive repair shops .....	23	5 077	1 244	305	94
7533, 4, 6, 7, 9	Other automotive repair shops .....	12	2 707	654	154	41
754	Automotive services, except repair .....	11	(D)	(D)	(D)	BB
<b>76</b>	<b>Miscellaneous repair services</b> .....	<b>14</b>	<b>1 491</b>	<b>537</b>	<b>127</b>	<b>47</b>
762	Electrical repair shops .....	6	905	368	93	24
7622	Radio and television repair shops .....	3	(D)	(D)	(D)	AA
7623, 9	Other electrical and electronic repair shops .....	3	(D)	(D)	(D)	BB
763	Watch, clock, and jewelry repair .....	1	(D)	(D)	(D)	AA
764	Reupholstery and furniture repair .....	1	(D)	(D)	(D)	AA
769	Miscellaneous repair and related services .....	6	(D)	(D)	(D)	AA
<b>78, 79, 84</b>	<b>Amusement and recreation services, including motion pictures and museums</b> .....	<b>29</b>	<b>6 717</b>	<b>1 838</b>	<b>386</b>	<b>317</b>
781, 2	Motion picture production, distribution, and services .....	—	—	—	—	—
783	Motion picture theaters .....	2	(D)	(D)	(D)	BB
784	Video tape rental .....	5	674	142	33	29
792	Theatrical producers (except motion picture), bands, orchestras, and entertainers .....	1	(D)	(D)	(D)	AA
793	Bowling centers .....	4	1 020	236	74	29
79 ex. 792, 3; 84	Commercial sports and other amusement and recreation services, including museums .....	17	4 689	1 348	252	236
<b>80</b>	<b>Health services</b> .....	<b>119</b>	<b>74 005</b>	<b>32 915</b>	<b>7 232</b>	<b>1 646</b>
801	Offices and clinics of doctors of medicine .....	54	27 639	13 310	2 591	327
802	Offices and clinics of dentists .....	29	9 815	3 863	821	159
803	Offices and clinics of doctors of osteopathy .....	—	—	—	—	—
804	Offices and clinics of other health practitioners .....	22	4 427	1 262	250	76
805	Nursing and personal care facilities .....	9	27 660	11 567	3 002	959
806	Hospitals .....	—	—	—	—	—
807, 8, 9	Other health services .....	5	4 464	2 913	568	125
<b>81</b>	<b>Legal services</b> .....	<b>33</b>	<b>5 760</b>	<b>1 126</b>	<b>266</b>	<b>83</b>
<b>823, 4, 9</b>	<b>Selected educational services</b> .....	<b>—</b>	<b>—</b>	<b>—</b>	<b>—</b>	<b>—</b>
<b>83</b>	<b>Social services</b> .....	<b>11</b>	<b>(D)</b>	<b>(D)</b>	<b>(D)</b>	<b>CC</b>
835	Child day care services .....	7	(D)	(D)	(D)	CC
832, 3, 6, 9	Other social services .....	4	(D)	(D)	(D)	AA
<b>87 ex. 8733</b>	<b>Engineering, accounting, research, management, and related services (except noncommercial research organizations)</b> .....	<b>28</b>	<b>7 581</b>	<b>3 326</b>	<b>791</b>	<b>164</b>
871	Engineering, architectural, and surveying services .....	8	(D)	(D)	(D)	BB
872	Accounting, auditing, and bookkeeping services .....	11	2 438	1 148	280	60
873 ex. 8733	Research, development, and testing services (except noncommercial research organizations) .....	1	(D)	(D)	(D)	BB
874	Management and public relations services .....	8	3 245	1 491	360	58
<b>89</b>	<b>Services, n.e.c.</b> .....	<b>—</b>	<b>—</b>	<b>—</b>	<b>—</b>	<b>—</b>

**Table 6. Summary Statistics for Firms Subject to Federal Income Tax for Counties With 350 Establishments or More: 1992 — Con.**

[Includes only establishments with payroll. For meaning of abbreviations and symbols, see introductory text. For explanation of terms and comparability of 1987 and 1992 censuses, see appendix A. For information on geographic areas followed by ▲, see appendix F]

SIC code	Geographic area and kind of business or operation	Establishments (number)	Receipts (\$1,000)	Annual payroll (\$1,000)	First-quarter payroll (\$1,000)	Paid employees for pay period including March 12 (number)
<b>HAMILTON COUNTY</b>						
	<b>Total</b> .....	<b>968</b>	<b>509 353</b>	<b>194 702</b>	<b>42 989</b>	<b>8 380</b>
<b>70 ex. 704</b>	<b>Hotels, rooming houses, camps, and other lodging places (except membership lodging)</b> .....	<b>6</b>	<b>6 792</b>	<b>1 808</b>	<b>341</b>	<b>149</b>
7011	Hotels and motels .....	5	(D)	(D)	(D)	CC
7011 pt.	Hotels .....	3	(D)	(D)	(D)	CC
7011 pt.	Motels, motor hotels, and tourist courts .....	2	(D)	(D)	(D)	AA
702, 3	Other lodging places .....	1	(D)	(D)	(D)	AA
<b>72</b>	<b>Personal services</b> .....	<b>117</b>	<b>21 261</b>	<b>7 625</b>	<b>1 703</b>	<b>604</b>
721	Laundry, cleaning, and garment services .....	42	9 476	3 206	741	247
7211	Power laundries, family and commercial* .....	—	—	—	—	—
7213	Linen supply* .....	—	—	—	—	—
7215	Coin-operated laundries and drycleaning .....	9	(D)	(D)	(D)	AA
7216	Drycleaning plants, except rug cleaning* .....	23	4 873	1 782	439	165
7217	Carpet and upholstery cleaning .....	4	1 699	611	124	29
7218	Industrial laundriers* .....	1	(D)	(D)	(D)	BB
7212, 9	Other laundry, cleaning, and garment services* .....	5	(D)	(D)	(D)	BB
722	Photographic studios, portrait .....	2	(D)	(D)	(D)	AA
723, 4	Beauty and barber shops .....	51	8 131	3 520	773	280
723	Beauty shops .....	48	7 937	3 447	754	272
724	Barber shops .....	3	194	73	19	8
725	Shoe repair shops and shoeshine parlors .....	3	(D)	(D)	(D)	AA
726	Funeral service and crematories .....	6	1 899	432	89	24
729	Miscellaneous personal services .....	13	1 299	324	69	47
<b>73</b>	<b>Business services</b> .....	<b>233</b>	<b>168 437</b>	<b>62 938</b>	<b>13 848</b>	<b>2 483</b>
731	Advertising .....	16	5 468	1 747	455	62
732	Consumer credit reporting agencies, mercantile reporting agencies, and adjustment and collection agencies .....	5	(D)	(D)	(D)	AA
733	Mailing, reproduction, commercial art and photography, and stenographic services .....	14	11 976	4 872	1 032	291
734	Services to dwellings and other buildings .....	45	8 975	4 352	817	601
735	Miscellaneous equipment rental and leasing .....	13	10 562	3 218	518	105
736	Personnel supply services .....	16	7 840	4 564	1 195	255
737	Computer programming, data processing, and other computer related services .....	69	100 563	35 696	7 957	766
7371, 2, 3	Computer programming, prepackaged software, and integrated systems .....	44	63 266	23 358	5 012	478
7374, 5, 6	Data processing services .....	11	(D)	(D)	(D)	CC
7377, 8, 9	Computer rental and leasing, maintenance, and related services, n.e.c. ....	14	(D)	(D)	(D)	CC
738	Miscellaneous business services .....	55	(D)	(D)	(D)	EE
<b>75</b>	<b>Automotive repair, services, and parking</b> .....	<b>69</b>	<b>20 770</b>	<b>5 885</b>	<b>1 337</b>	<b>354</b>
751	Automotive rental and leasing, without drivers .....	3	(D)	(D)	(D)	AA
752	Automobile parking .....	—	—	—	—	—
753	Automotive repair shops .....	47	14 871	4 304	985	216
7532	Top, body, and upholstery repair shops and paint shops .....	9	3 694	1 280	320	58
7538	General automotive repair shops .....	30	9 862	2 570	558	128
7533, 4, 6, 7, 9	Other automotive repair shops .....	8	1 315	454	107	30
754	Automotive services, except repair .....	19	(D)	(D)	(D)	CC
<b>76</b>	<b>Miscellaneous repair services</b> .....	<b>29</b>	<b>9 990</b>	<b>3 098</b>	<b>700</b>	<b>189</b>
762	Electrical repair shops .....	7	3 839	1 519	364	78
7622	Radio and television repair shops .....	2	(D)	(D)	(D)	BB
7623, 9	Other electrical and electronic repair shops .....	5	(D)	(D)	(D)	BB
763	Watch, clock, and jewelry repair .....	—	—	—	—	—
764	Reupholstery and furniture repair .....	4	646	159	31	8
769	Miscellaneous repair and related services .....	18	5 505	1 420	305	103
<b>78, 79, 84</b>	<b>Amusement and recreation services, including motion pictures and museums</b> .....	<b>73</b>	<b>39 002</b>	<b>8 164</b>	<b>1 662</b>	<b>501</b>
781, 2	Motion picture production, distribution, and services .....	8	(D)	(D)	(D)	BB
783	Motion picture theaters .....	—	—	—	—	—
784	Video tape rental .....	11	(D)	(D)	(D)	BB
792	Theatrical producers (except motion picture), bands, orchestras, and entertainers .....	5	(D)	(D)	(D)	BB
793	Bowling centers .....	—	—	—	—	—
79 ex. 792, 3, 84	Commercial sports and other amusement and recreation services, including museums .....	49	20 795	5 814	1 194	388
<b>80</b>	<b>Health services</b> .....	<b>213</b>	<b>135 371</b>	<b>60 676</b>	<b>13 038</b>	<b>2 379</b>
801	Offices and clinics of doctors of medicine .....	83	53 848	27 455	5 216	454
802	Offices and clinics of dentists .....	61	18 801	6 148	1 361	306
803	Offices and clinics of doctors of osteopathy .....	2	(D)	(D)	(D)	AA
804	Offices and clinics of other health practitioners .....	33	5 869	1 772	354	90
805	Nursing and personal care facilities .....	19	38 775	18 249	4 351	1 223
806	Hospitals .....	1	(D)	(D)	(D)	CC
807, 8, 9	Other health services .....	14	(D)	(D)	(D)	CC
<b>81</b>	<b>Legal services</b> .....	<b>32</b>	<b>14 388</b>	<b>5 711</b>	<b>1 304</b>	<b>166</b>
<b>823, 4, 9</b>	<b>Selected educational services</b> .....	<b>9</b>	<b>3 251</b>	<b>892</b>	<b>198</b>	<b>56</b>

**Table 6. Summary Statistics for Firms Subject to Federal Income Tax for Counties With 350 Establishments or More: 1992 — Con.**

[Includes only establishments with payroll. For meaning of abbreviations and symbols, see introductory text. For explanation of terms and comparability of 1987 and 1992 censuses, see appendix A. For information on geographic areas followed by ▲, see appendix F]

SIC code	Geographic area and kind of business or operation	Establishments (number)	Receipts (\$1,000)	Annual payroll (\$1,000)	First-quarter payroll (\$1,000)	Paid employees for pay period including March 12 (number)
<b>HAMILTON COUNTY — Con.</b>						
<b>83</b>	<b>Social services .....</b>	<b>41</b>	<b>10 755</b>	<b>4 645</b>	<b>1 106</b>	<b>530</b>
835	Child day care services .....	30	6 712	3 149	760	427
832, 3, 6, 9	Other social services .....	11	4 043	1 496	346	103
<b>87 ex. 8733</b>	<b>Engineering, accounting, research, management, and related services (except noncommercial research organizations) .....</b>	<b>135</b>	<b>72 384</b>	<b>29 826</b>	<b>6 395</b>	<b>913</b>
871	Engineering, architectural, and surveying services .....	40	19 804	9 053	1 815	235
872	Accounting, auditing, and bookkeeping services .....	34	15 965	6 675	1 466	196
873 ex. 8733	Research, development, and testing services (except noncommercial research organizations) .....	10	11 481	5 548	1 347	186
874	Management and public relations services .....	51	25 134	8 550	1 767	296
<b>89</b>	<b>Services, n.e.c. ....</b>	<b>11</b>	<b>6 952</b>	<b>3 434</b>	<b>1 357</b>	<b>56</b>
<b>HENDRICKS COUNTY</b>						
	<b>Total .....</b>	<b>379</b>	<b>116 572</b>	<b>45 124</b>	<b>10 075</b>	<b>2 575</b>
<b>70 ex. 704</b>	<b>Hotels, rooming houses, camps, and other lodging places (except membership lodging) .....</b>	<b>3</b>	<b>(D)</b>	<b>(D)</b>	<b>(D)</b>	<b>AA</b>
7011	Hotels and motels .....	1	(D)	(D)	(D)	AA
7011 pt. 7011 pt.	Hotels .....	—	—	—	—	—
	Motels, motor hotels, and tourist courts .....	1	(D)	(D)	(D)	AA
702, 3	Other lodging places .....	2	(D)	(D)	(D)	AA
<b>72</b>	<b>Personal services .....</b>	<b>54</b>	<b>7 264</b>	<b>2 245</b>	<b>562</b>	<b>224</b>
721	Laundry, cleaning, and garment services .....	18	1 857	540	136	66
7211	Power laundries, family and commercial* .....	—	—	—	—	—
7213	Linen supply* .....	—	—	—	—	—
7215	Coin-operated laundries and drycleaning .....	4	406	93	23	18
7216	Drycleaning plants, except rug cleaning* .....	7	1 058	331	71	33
7217	Carpet and upholstery cleaning .....	7	393	116	42	15
7218	Industrial laundriers* .....	—	—	—	—	—
7212, 9	Other laundry, cleaning, and garment services* .....	—	—	—	—	—
722	Photographic studios, portrait .....	2	(D)	(D)	(D)	AA
723, 4	Beauty and barber shops .....	18	2 276	1 103	239	104
723	Beauty shops .....	17	(D)	(D)	(D)	BB
724	Barber shops .....	1	(D)	(D)	(D)	AA
725	Shoe repair shops and shoeshine parlors .....	1	(D)	(D)	(D)	AA
726	Funeral service and crematories .....	9	2 208	400	113	29
729	Miscellaneous personal services .....	6	(D)	(D)	(D)	BB
<b>73</b>	<b>Business services .....</b>	<b>43</b>	<b>11 279</b>	<b>3 607</b>	<b>856</b>	<b>253</b>
731	Advertising .....	—	—	—	—	—
732	Consumer credit reporting agencies, mercantile reporting agencies, and adjustment and collection agencies .....	1	(D)	(D)	(D)	AA
733	Mailing, reproduction, commercial art and photography, and stenographic services .....	2	(D)	(D)	(D)	AA
734	Services to dwellings and other buildings .....	15	2 026	977	229	105
735	Miscellaneous equipment rental and leasing .....	—	—	—	—	—
736	Personnel supply services .....	1	(D)	(D)	(D)	AA
737	Computer programming, data processing, and other computer related services .....	10	1 448	545	158	32
7371, 2, 3	Computer programming, prepackaged software, and integrated systems .....	5	781	221	46	9
7374, 5, 6	Data processing services .....	2	(D)	(D)	(D)	AA
7377, 8, 9	Computer rental and leasing, maintenance, and related services, n.e.c. ....	3	(D)	(D)	(D)	AA
738	Miscellaneous business services .....	14	7 288	1 777	398	104
<b>75</b>	<b>Automotive repair, services, and parking .....</b>	<b>39</b>	<b>11 956</b>	<b>3 101</b>	<b>692</b>	<b>155</b>
751	Automotive rental and leasing, without drivers .....	2	(D)	(D)	(D)	AA
752	Automobile parking .....	—	—	—	—	—
753	Automotive repair shops .....	31	9 239	2 586	595	129
7532	Top, body, and upholstery repair shops and paint shops .....	10	4 175	1 175	257	58
7538	General automotive repair shops .....	16	3 638	1 128	265	55
7533, 4, 6, 7, 9	Other automotive repair shops .....	5	1 426	283	73	16
754	Automotive services, except repair .....	6	(D)	(D)	(D)	AA
<b>76</b>	<b>Miscellaneous repair services .....</b>	<b>20</b>	<b>5 876</b>	<b>1 782</b>	<b>270</b>	<b>52</b>
762	Electrical repair shops .....	4	417	98	23	6
7622	Radio and television repair shops .....	2	(D)	(D)	(D)	AA
7623, 9	Other electrical and electronic repair shops .....	2	(D)	(D)	(D)	AA
763	Watch, clock, and jewelry repair .....	—	—	—	—	—
764	Reupholstery and furniture repair .....	3	129	27	7	7
769	Miscellaneous repair and related services .....	13	5 330	1 657	240	39

**Table 6. Summary Statistics for Firms Subject to Federal Income Tax for Counties With 350 Establishments or More: 1992 — Con.**

[Includes only establishments with payroll. For meaning of abbreviations and symbols, see introductory text. For explanation of terms and comparability of 1987 and 1992 censuses, see appendix A. For information on geographic areas followed by ▲, see appendix F]

SIC code	Geographic area and kind of business or operation	Establishments (number)	Receipts (\$1,000)	Annual payroll (\$1,000)	First-quarter payroll (\$1,000)	Paid employees for pay period including March 12 (number)
<b>HENDRICKS COUNTY—Con.</b>						
<b>78, 79, 84</b>	<b>Amusement and recreation services, including motion pictures and museums</b> .....	<b>33</b>	<b>7 964</b>	<b>1 723</b>	<b>394</b>	<b>256</b>
781, 2	Motion picture production, distribution, and services .....	2	(D)	(D)	(D)	AA
783	Motion picture theaters .....	—	—	—	—	—
784	Video tape rental .....	9	1 975	451	103	66
792	Theatrical producers (except motion picture), bands, orchestras, and entertainers .....	2	(D)	(D)	(D)	AA
793	Bowling centers .....	2	(D)	(D)	(D)	BB
79 ex. 792, 3; 84	Commercial sports and other amusement and recreation services, including museums .....	18	5 127	1 031	215	133
<b>80</b>	<b>Health services</b> .....	<b>101</b>	<b>56 779</b>	<b>26 684</b>	<b>5 925</b>	<b>1 289</b>
801	Offices and clinics of doctors of medicine .....	34	19 509	11 204	2 383	278
802	Offices and clinics of dentists .....	29	8 736	2 908	609	147
803	Offices and clinics of doctors of osteopathy .....	3	1 424	620	154	30
804	Offices and clinics of other health practitioners .....	17	4 054	1 386	273	65
805	Nursing and personal care facilities .....	14	20 843	9 378	2 176	667
806	Hospitals .....	—	—	—	—	—
807, 8, 9	Other health services .....	4	2 213	1 188	330	102
<b>81</b>	<b>Legal services</b> .....	<b>25</b>	<b>4 316</b>	<b>1 020</b>	<b>233</b>	<b>58</b>
<b>823, 4, 9</b>	<b>Selected educational services</b> .....	<b>3</b>	<b>659</b>	<b>114</b>	<b>12</b>	<b>1</b>
<b>83</b>	<b>Social services</b> .....	<b>21</b>	<b>3 120</b>	<b>1 102</b>	<b>283</b>	<b>147</b>
835	Child day care services .....	10	1 897	818	181	117
832, 3, 6, 9	Other social services .....	11	1 223	284	102	30
<b>87 ex. 8733</b>	<b>Engineering, accounting, research, management, and related services (except noncommercial research organizations)</b> .....	<b>35</b>	<b>6 972</b>	<b>3 652</b>	<b>831</b>	<b>132</b>
871	Engineering, architectural, and surveying services .....	16	3 260	1 415	278	60
872	Accounting, auditing, and bookkeeping services .....	13	2 553	1 312	362	46
873 ex. 8733	Research, development, and testing services (except noncommercial research organizations) .....	—	—	—	—	—
874	Management and public relations services .....	6	1 159	925	191	26
<b>89</b>	<b>Services, n.e.c.</b> .....	<b>2</b>	<b>(D)</b>	<b>(D)</b>	<b>(D)</b>	<b>AA</b>
<b>HOWARD COUNTY</b>						
	<b>Total</b> .....	<b>522</b>	<b>227 398</b>	<b>99 103</b>	<b>22 435</b>	<b>4 762</b>
<b>70 ex. 704</b>	<b>Hotels, rooming houses, camps, and other lodging places (except membership lodging)</b> .....	<b>9</b>	<b>(D)</b>	<b>(D)</b>	<b>(D)</b>	<b>CC</b>
7011	Hotels and motels .....	8	6 488	1 522	358	156
7011 pt.	Hotels .....	4	(D)	(D)	(D)	BB
7011 pt.	Motels, motor hotels, and tourist courts .....	4	(D)	(D)	(D)	BB
702, 3	Other lodging places .....	1	(D)	(D)	(D)	AA
<b>72</b>	<b>Personal services</b> .....	<b>69</b>	<b>15 315</b>	<b>4 854</b>	<b>1 035</b>	<b>402</b>
721	Laundry, cleaning, and garment services .....	17	8 110	2 629	592	204
7211	Power laundries, family and commercial* .....	—	—	—	—	—
7213	Linen supply* .....	1	(D)	(D)	(D)	AA
7215	Coin-operated laundries and drycleaning .....	3	(D)	(D)	(D)	BB
7216	Drycleaning plants, except rug cleaning* .....	10	2 960	1 129	246	102
7217	Carpet and upholstery cleaning .....	2	(D)	(D)	(D)	AA
7218	Industrial laundriers* .....	1	(D)	(D)	(D)	BB
7212, 9	Other laundry, cleaning, and garment services* .....	—	—	—	—	—
722	Photographic studios, portrait .....	6	(D)	(D)	(D)	AA
723, 4	Beauty and barber shops .....	29	2 808	1 111	253	128
723	Beauty shops .....	28	(D)	(D)	(D)	CC
724	Barber shops .....	1	(D)	(D)	(D)	AA
725	Shoe repair shops and shoeshine parlors .....	—	—	—	—	—
726	Funeral service and crematories .....	5	(D)	(D)	(D)	BB
729	Miscellaneous personal services .....	12	(D)	(D)	(D)	BB
<b>73</b>	<b>Business services</b> .....	<b>82</b>	<b>54 866</b>	<b>30 492</b>	<b>7 551</b>	<b>1 309</b>
731	Advertising .....	5	1 338	480	118	24
732	Consumer credit reporting agencies, mercantile reporting agencies, and adjustment and collection agencies .....	3	(D)	(D)	(D)	AA
733	Mailing, reproduction, commercial art and photography, and stenographic services .....	1	(D)	(D)	(D)	AA
734	Services to dwellings and other buildings .....	25	(D)	(D)	(D)	CC
735	Miscellaneous equipment rental and leasing .....	13	6 709	1 401	307	69
736	Personnel supply services .....	8	17 394	11 316	2 756	573
737	Computer programming, data processing, and other computer related services .....	14	(D)	(D)	(D)	EE
7371, 2, 3	Computer programming, prepackaged software, and integrated systems .....	1	(D)	(D)	(D)	AA
7374, 5, 6	Data processing services .....	11	(D)	(D)	(D)	EE
7377, 8, 9	Computer rental and leasing, maintenance, and related services, n.e.c. .....	2	(D)	(D)	(D)	AA
738	Miscellaneous business services .....	13	(D)	(D)	(D)	CC

**Table 6. Summary Statistics for Firms Subject to Federal Income Tax for Counties With 350 Establishments or More: 1992 — Con.**

[Includes only establishments with payroll. For meaning of abbreviations and symbols, see introductory text. For explanation of terms and comparability of 1987 and 1992 censuses, see appendix A. For information on geographic areas followed by ▲, see appendix F]

SIC code	Geographic area and kind of business or operation	Establishments (number)	Receipts (\$1,000)	Annual payroll (\$1,000)	First-quarter payroll (\$1,000)	Paid employees for pay period including March 12 (number)
<b>HOWARD COUNTY — Con.</b>						
<b>75</b>	<b>Automotive repair, services, and parking</b> .....	<b>66</b>	<b>16 341</b>	<b>4 146</b>	<b>1 024</b>	<b>280</b>
751	Automotive rental and leasing, without drivers .....	4	(D)	(D)	(D)	BB
752	Automobile parking .....	—	—	—	—	—
753	Automotive repair shops .....	48	(D)	(D)	(D)	CC
7532	Top, body, and upholstery repair shops and paint shops .....	16	(D)	(D)	(D)	BB
7538	General automotive repair shops .....	17	3 904	895	215	49
7533, 4, 6, 7, 9	Other automotive repair shops .....	15	(D)	(D)	(D)	BB
754	Automotive services, except repair .....	14	(D)	(D)	(D)	BB
<b>76</b>	<b>Miscellaneous repair services</b> .....	<b>17</b>	<b>(D)</b>	<b>(D)</b>	<b>(D)</b>	<b>CC</b>
762	Electrical repair shops .....	8	1 587	997	238	81
7622	Radio and television repair shops .....	2	(D)	(D)	(D)	AA
7623, 9	Other electrical and electronic repair shops .....	6	(D)	(D)	(D)	BB
763	Watch, clock, and jewelry repair .....	2	(D)	(D)	(D)	AA
764	Reupholstery and furniture repair .....	1	(D)	(D)	(D)	AA
769	Miscellaneous repair and related services .....	6	(D)	(D)	(D)	BB
<b>78, 79, 84</b>	<b>Amusement and recreation services, including motion pictures and museums</b> .....	<b>38</b>	<b>(D)</b>	<b>(D)</b>	<b>(D)</b>	<b>EE</b>
781, 2	Motion picture production, distribution, and services .....	1	(D)	(D)	(D)	AA
783	Motion picture theaters .....	2	(D)	(D)	(D)	BB
784	Video tape rental .....	9	1 848	436	114	87
792	Theatrical producers (except motion picture), bands, orchestras, and entertainers .....	—	—	—	—	—
793	Bowling centers .....	2	(D)	(D)	(D)	BB
79 ex. 792, 3; 84	Commercial sports and other amusement and recreation services, including museums .....	24	(D)	(D)	(D)	CC
<b>80</b>	<b>Health services</b> .....	<b>157</b>	<b>101 312</b>	<b>46 486</b>	<b>9 969</b>	<b>1 821</b>
801	Offices and clinics of doctors of medicine .....	64	48 248	24 230	5 035	490
802	Offices and clinics of dentists .....	43	14 302	5 861	1 203	243
803	Offices and clinics of doctors of osteopathy .....	1	(D)	(D)	(D)	AA
804	Offices and clinics of other health practitioners .....	26	(D)	(D)	(D)	CC
805	Nursing and personal care facilities .....	9	(D)	(D)	(D)	FF
806	Hospitals .....	1	(D)	(D)	(D)	CC
807, 8, 9	Other health services .....	13	(D)	(D)	(D)	CC
<b>81</b>	<b>Legal services</b> .....	<b>35</b>	<b>8 792</b>	<b>2 911</b>	<b>561</b>	<b>108</b>
<b>823, 4, 9</b>	<b>Selected educational services</b> .....	<b>2</b>	<b>(D)</b>	<b>(D)</b>	<b>(D)</b>	<b>BB</b>
<b>83</b>	<b>Social services</b> .....	<b>9</b>	<b>887</b>	<b>336</b>	<b>68</b>	<b>36</b>
835	Child day care services .....	6	(D)	(D)	(D)	BB
832, 3, 6, 9	Other social services .....	3	(D)	(D)	(D)	AA
<b>87 ex. 8733</b>	<b>Engineering, accounting, research, management, and related services (except noncommercial research organizations)</b> .....	<b>37</b>	<b>10 701</b>	<b>4 237</b>	<b>947</b>	<b>208</b>
871	Engineering, architectural, and surveying services .....	12	(D)	(D)	(D)	BB
872	Accounting, auditing, and bookkeeping services .....	18	3 123	1 156	373	87
873 ex. 8733	Research, development, and testing services (except noncommercial research organizations) .....	2	(D)	(D)	(D)	AA
874	Management and public relations services .....	5	(D)	(D)	(D)	BB
<b>89</b>	<b>Services, n.e.c.</b> .....	<b>1</b>	<b>(D)</b>	<b>(D)</b>	<b>(D)</b>	<b>AA</b>
<b>JOHNSON COUNTY</b>						
	<b>Total</b> .....	<b>574</b>	<b>226 154</b>	<b>79 548</b>	<b>17 753</b>	<b>4 539</b>
<b>70 ex. 704</b>	<b>Hotels, rooming houses, camps, and other lodging places (except membership lodging)</b> .....	<b>4</b>	<b>2 994</b>	<b>670</b>	<b>166</b>	<b>73</b>
7011	Hotels and motels .....	3	(D)	(D)	(D)	BB
7011 pt.	Hotels .....	1	(D)	(D)	(D)	BB
7011 pt.	Motels, motor hotels, and tourist courts .....	2	(D)	(D)	(D)	BB
702, 3	Other lodging places .....	1	(D)	(D)	(D)	AA
<b>72</b>	<b>Personal services</b> .....	<b>90</b>	<b>16 571</b>	<b>5 533</b>	<b>1 324</b>	<b>539</b>
721	Laundry, cleaning, and garment services .....	20	3 861	1 462	320	125
7211	Power laundries, family and commercial* .....	—	—	—	—	—
7213	Linen supply* .....	—	—	—	—	—
7215	Coin-operated laundries and drycleaning .....	5	(D)	(D)	(D)	AA
7216	Drycleaning plants, except rug cleaning* .....	12	2 778	1 115	262	102
7217	Carpet and upholstery cleaning .....	2	(D)	(D)	(D)	AA
7218	Industrial launderers* .....	—	—	—	—	—
7212, 9	Other laundry, cleaning, and garment services* .....	1	(D)	(D)	(D)	AA
722	Photographic studios, portrait .....	8	1 273	256	57	36
723, 4	Beauty and barber shops .....	39	5 840	2 516	608	269
723	Beauty shops .....	38	(D)	(D)	(D)	EE
724	Barber shops .....	1	(D)	(D)	(D)	AA
725	Shoe repair shops and shoeshine parlors .....	1	(D)	(D)	(D)	AA
726	Funeral service and crematories .....	9	2 970	866	208	52
729	Miscellaneous personal services .....	13	(D)	(D)	(D)	BB



**Table 6. Summary Statistics for Firms Subject to Federal Income Tax for Counties With 350 Establishments or More: 1992 — Con.**

[Includes only establishments with payroll. For meaning of abbreviations and symbols, see introductory text. For explanation of terms and comparability of 1987 and 1992 censuses, see appendix A. For information on geographic areas followed by ▲, see appendix F]

SIC code	Geographic area and kind of business or operation	Establishments (number)	Receipts (\$1,000)	Annual payroll (\$1,000)	First-quarter payroll (\$1,000)	Paid employees for pay period including March 12 (number)
<b>JOHNSON COUNTY—Con.</b>						
<b>73</b>	<b>Business services</b> .....	<b>74</b>	<b>23 050</b>	<b>10 345</b>	<b>2 250</b>	<b>613</b>
731	Advertising .....	5	411	142	25	14
732	Consumer credit reporting agencies, mercantile reporting agencies, and adjustment and collection agencies .....	—	—	—	—	—
733	Mailing, reproduction, commercial art and photography, and stenographic services .....	5	638	250	53	15
734	Services to dwellings and other buildings .....	23	3 119	1 340	302	137
735	Miscellaneous equipment rental and leasing .....	6	1 454	306	63	19
736	Personnel supply services .....	2	(D)	(D)	(D)	CC
737	Computer programming, data processing, and other computer related services .....	13	5 338	3 125	634	85
7371, 2, 3	Computer programming, prepackaged software, and integrated systems .....	7	4 797	3 032	613	78
7374, 5, 6	Data processing services .....	2	(D)	(D)	(D)	AA
7377, 8, 9	Computer rental and leasing, maintenance, and related services, n.e.c. ....	4	(D)	(D)	(D)	AA
738	Miscellaneous business services .....	20	(D)	(D)	(D)	CC
<b>75</b>	<b>Automotive repair, services, and parking</b> .....	<b>70</b>	<b>23 835</b>	<b>5 633</b>	<b>1 314</b>	<b>315</b>
751	Automotive rental and leasing, without drivers .....	2	(D)	(D)	(D)	AA
752	Automobile parking .....	—	—	—	—	—
753	Automotive repair shops .....	53	17 929	4 772	1 121	238
7532	Top, body, and upholstery repair shops and paint shops .....	15	6 396	1 785	415	85
7538	General automotive repair shops .....	26	7 609	1 908	430	100
7533, 4, 6, 7, 9	Other automotive repair shops .....	12	3 924	1 079	276	53
754	Automotive services, except repair .....	15	(D)	(D)	(D)	BB
<b>76</b>	<b>Miscellaneous repair services</b> .....	<b>28</b>	<b>7 074</b>	<b>2 161</b>	<b>507</b>	<b>100</b>
762	Electrical repair shops .....	8	1 390	296	70	18
7622	Radio and television repair shops .....	2	(D)	(D)	(D)	AA
7623, 9	Other electrical and electronic repair shops .....	6	(D)	(D)	(D)	AA
763	Watch, clock, and jewelry repair .....	1	(D)	(D)	(D)	AA
764	Reupholstery and furniture repair .....	3	506	180	41	11
769	Miscellaneous repair and related services .....	16	(D)	(D)	(D)	BB
<b>78, 79, 84</b>	<b>Amusement and recreation services, including motion pictures and museums</b> .....	<b>49</b>	<b>19 638</b>	<b>4 518</b>	<b>935</b>	<b>513</b>
781, 2	Motion picture production, distribution, and services .....	2	(D)	(D)	(D)	AA
783	Motion picture theaters .....	3	(D)	(D)	(D)	BB
784	Video tape rental .....	9	2 229	399	99	54
792	Theatrical producers (except motion picture), bands, orchestras, and entertainers .....	1	(D)	(D)	(D)	AA
793	Bowling centers .....	2	(D)	(D)	(D)	BB
79 ex. 792, 3; 84	Commercial sports and other amusement and recreation services, including museums .....	32	13 718	3 257	621	353
<b>80</b>	<b>Health services</b> .....	<b>140</b>	<b>81 756</b>	<b>29 666</b>	<b>6 884</b>	<b>1 486</b>
801	Offices and clinics of doctors of medicine .....	56	36 445	11 986	2 792	427
802	Offices and clinics of dentists .....	35	10 550	3 348	719	194
803	Offices and clinics of doctors of osteopathy .....	1	(D)	(D)	(D)	AA
804	Offices and clinics of other health practitioners .....	30	7 339	2 333	530	93
805	Nursing and personal care facilities .....	9	16 223	7 700	1 807	531
806	Hospitals .....	1	(D)	(D)	(D)	CC
807, 8, 9	Other health services .....	8	(D)	(D)	(D)	BB
<b>81</b>	<b>Legal services</b> .....	<b>31</b>	<b>8 949</b>	<b>2 452</b>	<b>520</b>	<b>110</b>
<b>823, 4, 9</b>	<b>Selected educational services</b> .....	<b>5</b>	<b>(D)</b>	<b>(D)</b>	<b>(D)</b>	<b>BB</b>
<b>83</b>	<b>Social services</b> .....	<b>10</b>	<b>(D)</b>	<b>(D)</b>	<b>(D)</b>	<b>EE</b>
835	Child day care services .....	7	(D)	(D)	(D)	BB
832, 3, 6, 9	Other social services .....	3	(D)	(D)	(D)	CC
<b>87 ex. 8733</b>	<b>Engineering, accounting, research, management, and related services (except noncommercial research organizations)</b> .....	<b>72</b>	<b>31 167</b>	<b>13 221</b>	<b>2 596</b>	<b>448</b>
871	Engineering, architectural, and surveying services .....	19	8 773	3 178	740	111
872	Accounting, auditing, and bookkeeping services .....	28	(D)	(D)	(D)	CC
873 ex. 8733	Research, development, and testing services (except noncommercial research organizations) .....	3	(D)	(D)	(D)	BB
874	Management and public relations services .....	22	15 292	6 655	1 186	155
<b>89</b>	<b>Services, n.e.c.</b> .....	<b>1</b>	<b>(D)</b>	<b>(D)</b>	<b>(D)</b>	<b>AA</b>

**Table 6. Summary Statistics for Firms Subject to Federal Income Tax for Counties With 350 Establishments or More: 1992 — Con.**

[Includes only establishments with payroll. For meaning of abbreviations and symbols, see introductory text. For explanation of terms and comparability of 1987 and 1992 censuses, see appendix A. For information on geographic areas followed by ▲, see appendix F]

SIC code	Geographic area and kind of business or operation	Establishments (number)	Receipts (\$1,000)	Annual payroll (\$1,000)	First-quarter payroll (\$1,000)	Paid employees for pay period including March 12 (number)
<b>KOSCIUSKO COUNTY</b>						
	<b>Total</b> .....	<b>398</b>	<b>125 362</b>	<b>46 898</b>	<b>10 361</b>	<b>3 714</b>
<b>70 ex. 704</b>	<b>Hotels, rooming houses, camps, and other lodging places (except membership lodging)</b> .....	<b>9</b>	<b>4 049</b>	<b>957</b>	<b>184</b>	<b>118</b>
7011	Hotels and motels .....	5	2 878	699	143	102
7011 pt.	Hotels .....	3	(D)	(D)	(D)	BB
7011 pt.	Motels, motor hotels, and tourist courts .....	2	(D)	(D)	(D)	BB
702, 3	Other lodging places .....	4	1 171	258	41	16
<b>72</b>	<b>Personal services</b> .....	<b>72</b>	<b>13 155</b>	<b>3 704</b>	<b>935</b>	<b>360</b>
721	Laundry, cleaning, and garment services .....	20	6 490	1 756	414	148
7211	Power laundries, family and commercial* .....	—	—	—	—	—
7213	Linen supply* .....	—	—	—	—	—
7215	Coin-operated laundries and drycleaning .....	10	778	162	34	32
7216	Drycleaning plants, except rug cleaning* .....	4	921	305	74	35
7217	Carpet and upholstery cleaning .....	2	(D)	(D)	(D)	AA
7218	Industrial laundriers* .....	3	4 555	1 214	290	71
7212, 9	Other laundry, cleaning, and garment services* .....	1	(D)	(D)	(D)	AA
722	Photographic studios, portrait .....	7	699	103	23	15
723, 4	Beauty and barber shops .....	34	3 269	1 320	319	141
723	Beauty shops .....	34	3 269	1 320	319	141
724	Barber shops .....	—	—	—	—	—
725	Shoe repair shops and shoeshine parlors .....	—	—	—	—	—
726	Funeral service and crematories .....	5	1 942	284	68	11
729	Miscellaneous personal services .....	6	755	241	111	45
<b>73</b>	<b>Business services</b> .....	<b>67</b>	<b>21 055</b>	<b>9 124</b>	<b>2 011</b>	<b>1 648</b>
731	Advertising .....	4	3 995	1 280	349	41
732	Consumer credit reporting agencies, mercantile reporting agencies, and adjustment and collection agencies .....	3	(D)	(D)	(D)	AA
733	Mailing, reproduction, commercial art and photography, and stenographic services .....	1	(D)	(D)	(D)	AA
734	Services to dwellings and other buildings .....	16	1 917	652	156	70
735	Miscellaneous equipment rental and leasing .....	11	2 375	461	106	28
736	Personnel supply services .....	9	6 456	4 679	907	1 343
737	Computer programming, data processing, and other computer related services .....	4	652	117	29	14
7371, 2, 3	Computer programming, prepackaged software, and integrated systems .....	2	(D)	(D)	(D)	AA
7374, 5, 6	Data processing services .....	—	—	—	—	—
7377, 8, 9	Computer rental and leasing, maintenance, and related services, n.e.c. ....	2	(D)	(D)	(D)	AA
738	Miscellaneous business services .....	19	(D)	(D)	(D)	CC
<b>75</b>	<b>Automotive repair, services, and parking</b> .....	<b>52</b>	<b>11 719</b>	<b>2 956</b>	<b>706</b>	<b>204</b>
751	Automotive rental and leasing, without drivers .....	4	(D)	(D)	(D)	AA
752	Automobile parking .....	—	—	—	—	—
753	Automotive repair shops .....	41	9 266	2 400	565	151
7532	Top, body, and upholstery repair shops and paint shops .....	17	3 680	1 077	264	57
7538	General automotive repair shops .....	15	3 362	754	173	60
7533, 4, 6, 7, 9	Other automotive repair shops .....	9	2 224	569	128	34
754	Automotive services, except repair .....	7	(D)	(D)	(D)	BB
<b>76</b>	<b>Miscellaneous repair services</b> .....	<b>18</b>	<b>5 232</b>	<b>1 726</b>	<b>317</b>	<b>73</b>
762	Electrical repair shops .....	3	(D)	(D)	(D)	AA
7622	Radio and television repair shops .....	2	(D)	(D)	(D)	AA
7623, 9	Other electrical and electronic repair shops .....	1	(D)	(D)	(D)	AA
763	Watch, clock, and jewelry repair .....	—	—	—	—	—
764	Reupholstery and furniture repair .....	1	(D)	(D)	(D)	AA
769	Miscellaneous repair and related services .....	14	4 989	1 648	296	64
<b>78, 79, 84</b>	<b>Amusement and recreation services, including motion pictures and museums</b> .....	<b>40</b>	<b>9 791</b>	<b>2 790</b>	<b>640</b>	<b>218</b>
781, 2	Motion picture production, distribution, and services .....	2	(D)	(D)	(D)	AA
783	Motion picture theaters .....	4	848	94	20	28
784	Video tape rental .....	8	1 494	283	70	38
792	Theatrical producers (except motion picture), bands, orchestras, and entertainers .....	4	(D)	(D)	(D)	AA
793	Bowling centers .....	3	(D)	(D)	(D)	BB
79 ex. 792, 3, 84	Commercial sports and other amusement and recreation services, including museums .....	19	4 791	1 579	323	105
<b>80</b>	<b>Health services</b> .....	<b>79</b>	<b>44 008</b>	<b>20 632</b>	<b>4 252</b>	<b>803</b>
801	Offices and clinics of doctors of medicine .....	24	15 161	8 701	1 467	228
802	Offices and clinics of dentists .....	20	5 612	1 996	418	94
803	Offices and clinics of doctors of osteopathy .....	4	1 444	254	55	18
804	Offices and clinics of other health practitioners .....	16	2 172	792	196	39
805	Nursing and personal care facilities .....	7	16 558	7 823	1 874	386
806	Hospitals .....	—	—	—	—	—
807, 8, 9	Other health services .....	8	3 061	1 066	242	38
<b>81</b>	<b>Legal services</b> .....	<b>21</b>	<b>6 542</b>	<b>1 406</b>	<b>321</b>	<b>87</b>
<b>823, 4, 9</b>	<b>Selected educational services</b> .....	<b>1</b>	<b>(D)</b>	<b>(D)</b>	<b>(D)</b>	<b>AA</b>

**Table 6. Summary Statistics for Firms Subject to Federal Income Tax for Counties With 350 Establishments or More: 1992 — Con.**

[Includes only establishments with payroll. For meaning of abbreviations and symbols, see introductory text. For explanation of terms and comparability of 1987 and 1992 censuses, see appendix A. For information on geographic areas followed by ▲, see appendix F]

SIC code	Geographic area and kind of business or operation	Establishments (number)	Receipts (\$1,000)	Annual payroll (\$1,000)	First-quarter payroll (\$1,000)	Paid employees for pay period including March 12 (number)
<b>KOSCIUSKO COUNTY—Con.</b>						
<b>83</b>	<b>Social services .....</b>	<b>9</b>	<b>(D)</b>	<b>(D)</b>	<b>(D)</b>	<b>BB</b>
835	Child day care services .....	3	92	34	6	10
832, 3, 6, 9	Other social services .....	6	(D)	(D)	(D)	BB
<b>87 ex. 8733</b>	<b>Engineering, accounting, research, management, and related services (except noncommercial research organizations) .....</b>	<b>29</b>	<b>6 554</b>	<b>2 545</b>	<b>666</b>	<b>122</b>
871	Engineering, architectural, and surveying services .....	6	(D)	(D)	(D)	AA
872	Accounting, auditing, and bookkeeping services .....	15	3 331	1 643	426	71
873 ex. 8733	Research, development, and testing services (except noncommercial research organizations) .....	2	(D)	(D)	(D)	AA
874	Management and public relations services .....	6	1 380	401	89	22
<b>89</b>	<b>Services, n.e.c. ....</b>	<b>1</b>	<b>(D)</b>	<b>(D)</b>	<b>(D)</b>	<b>AA</b>
<b>LAKE COUNTY</b>						
	<b>Total .....</b>	<b>2 906</b>	<b>1 510 947</b>	<b>614 092</b>	<b>130 908</b>	<b>28 901</b>
<b>70 ex. 704</b>	<b>Hotels, rooming houses, camps, and other lodging places (except membership lodging) .....</b>	<b>30</b>	<b>26 776</b>	<b>7 923</b>	<b>1 805</b>	<b>881</b>
7011	Hotels and motels .....	28	(D)	(D)	(D)	FF
7011 pt.	Hotels .....	11	(D)	(D)	(D)	FF
7011 pt.	Hotels, 25 guestrooms or more .....	6	(D)	(D)	(D)	FF
7011 pt.	Hotels, less than 25 guestrooms .....	5	(D)	(D)	(D)	BB
7011 pt.	Motels, motor hotels, and tourist courts .....	17	(D)	(D)	(D)	EE
7011 pt.	Motels, tourist courts .....	14	(D)	(D)	(D)	CC
7011 pt.	Motor hotels .....	3	(D)	(D)	(D)	BB
702, 3	Other lodging places .....	2	(D)	(D)	(D)	AA
702	Rooming and boarding houses .....	1	(D)	(D)	(D)	AA
703	Camps and recreational vehicle parks .....	1	(D)	(D)	(D)	AA
<b>72</b>	<b>Personal services .....</b>	<b>375</b>	<b>75 579</b>	<b>26 776</b>	<b>6 334</b>	<b>2 558</b>
721	Laundry, cleaning, and garment services .....	102	26 931	10 114	2 342	890
7211	Power laundries, family and commercial* .....	2	(D)	(D)	(D)	CC
7213	Linen supply* .....	7	(D)	(D)	(D)	BB
7215	Coin-operated laundries and drycleaning .....	34	4 231	966	219	143
7216	Drycleaning plants, except rug cleaning* .....	32	7 444	2 926	680	308
7217	Carpet and upholstery cleaning .....	14	(D)	(D)	(D)	BB
7218	Industrial launderers* .....	3	(D)	(D)	(D)	CC
7212, 9	Other laundry, cleaning, and garment services* .....	10	(D)	(D)	(D)	BB
7212	Garment pressing, and agents for laundries and drycleaners .....	7	(D)	(D)	(D)	BB
7219	Laundry and garment services, n.e.c.* .....	3	(D)	(D)	(D)	AA
722	Photographic studios, portrait .....	22	(D)	(D)	(D)	BB
723, 4	Beauty and barber shops .....	162	17 956	8 021	1 852	864
723	Beauty shops .....	159	(D)	(D)	(D)	FF
724	Barber shops .....	3	(D)	(D)	(D)	AA
725	Shoe repair shops and shoeshine parlors .....	6	(D)	(D)	(D)	AA
726	Funeral service and crematories .....	43	18 174	4 972	1 079	207
729	Miscellaneous personal services .....	40	(D)	(D)	(D)	EE
7291	Tax return preparation services .....	10	2 126	1 137	535	361
7299	Miscellaneous personal services, n.e.c. ....	30	(D)	(D)	(D)	CC
<b>73</b>	<b>Business services .....</b>	<b>400</b>	<b>332 880</b>	<b>163 069</b>	<b>37 740</b>	<b>9 672</b>
731	Advertising .....	15	(D)	(D)	(D)	BB
7311	Advertising agencies .....	8	2 698	567	126	33
7312	Outdoor advertising services .....	4	(D)	(D)	(D)	BB
7313	Radio, television, publishers' advertising representatives .....	2	(D)	(D)	(D)	AA
7319	Advertising, n.e.c. ....	1	(D)	(D)	(D)	AA
732	Consumer credit reporting agencies, mercantile reporting agencies, and adjustment and collection agencies .....	10	(D)	(D)	(D)	BB
7322	Adjustment and collection services .....	10	(D)	(D)	(D)	BB
7323	Credit reporting services .....	—	—	—	—	—
733	Mailing, reproduction, commercial art and photography, and stenographic services .....	27	11 308	4 524	1 017	273
7331	Direct mail advertising services .....	3	(D)	(D)	(D)	CC
7334	Photocopying and duplicating services .....	4	(D)	(D)	(D)	AA
7335, 6	Commercial photography, art, and graphics .....	11	(D)	(D)	(D)	BB
7335	Commercial photography .....	2	(D)	(D)	(D)	AA
7336	Commercial art and graphic design .....	9	(D)	(D)	(D)	BB
7338	Secretarial and court reporting services .....	9	(D)	(D)	(D)	BB
734	Services to dwellings and other buildings .....	95	50 758	26 871	6 062	1 677
7342	Disinfecting and pest control services .....	9	4 237	1 567	279	83
7349	Building cleaning and maintenance services, n.e.c. ....	86	46 521	25 304	5 783	1 594
735	Miscellaneous equipment rental and leasing .....	45	49 515	16 183	3 662	531
7352	Medical equipment rental and leasing .....	4	(D)	(D)	(D)	BB
7353	Heavy construction equipment rental and leasing .....	14	23 337	7 609	1 524	242
7359	Equipment rental and leasing, n.e.c. ....	27	(D)	(D)	(D)	CC
736	Personnel supply services .....	46	79 907	59 683	13 695	3 728
7361	Employment agencies .....	13	(D)	(D)	(D)	BB
7363	Help supply services .....	33	(D)	(D)	(D)	HH
7363 pt.	Temporary help supply .....	15	(D)	(D)	(D)	GG
7363 pt.	Help supply, except temporary .....	18	(D)	(D)	(D)	GG

**Table 6. Summary Statistics for Firms Subject to Federal Income Tax for Counties With 350 Establishments or More: 1992 — Con.**

[Includes only establishments with payroll. For meaning of abbreviations and symbols, see introductory text. For explanation of terms and comparability of 1987 and 1992 censuses, see appendix A. For information on geographic areas followed by ▲, see appendix F]

SIC code	Geographic area and kind of business or operation	Establishments (number)	Receipts (\$1,000)	Annual payroll (\$1,000)	First-quarter payroll (\$1,000)	Paid employees for pay period including March 12 (number)
<b>LAKE COUNTY — Con.</b>						
<b>73</b>	<b>Business services — Con.</b>					
737	Computer programming, data processing, and other computer related services -----	56	32 268	14 993	3 767	563
7371, 2, 3	Computer programming, prepackaged software, and integrated systems -----	29	(D)	(D)	(D)	CC
7371	Computer programming services -----	15	12 051	7 403	1 864	175
7372	Prepackaged software -----	5	(D)	(D)	(D)	AA
7373	Computer integrated systems -----	9	(D)	(D)	(D)	BB
7374, 5, 6	Data processing services -----	12	(D)	(D)	(D)	EE
7374, 5	Computer processing, information retrieval -----	11	(D)	(D)	(D)	EE
7376	Computer facilities management services -----	1	(D)	(D)	(D)	BB
7377, 8, 9	Computer rental and leasing, maintenance, and related services, n.e.c. -----	15	(D)	(D)	(D)	BB
7377	Computer rental and leasing -----	—	(D)	(D)	(D)	—
7378	Computer maintenance and repair -----	4	(D)	(D)	(D)	BB
7379	Computer related services, n.e.c. -----	11	(D)	(D)	(D)	AA
738	Miscellaneous business services -----	106	88 534	37 307	8 722	2 744
7381, 2	Detective agencies and protective services -----	29	(D)	(D)	(D)	GG
7381	Detective, guard, and armored car services -----	26	(D)	(D)	(D)	GG
7382	Security systems services -----	3	(D)	(D)	(D)	AA
7383	News syndicates -----	—	(D)	(D)	(D)	—
7384	Photofinishing laboratories* -----	8	(D)	(D)	(D)	EE
7389	Business services, n.e.c. -----	69	(D)	(D)	(D)	GG
7389 pt.	Sign painting shops -----	6	(D)	(D)	(D)	BB
7389 pt.	Interior designing -----	6	1 640	214	44	11
7389 pt.	Telephone answering services -----	7	(D)	(D)	(D)	BB
7389 pt.	Other business services -----	50	(D)	(D)	(D)	GG
<b>75</b>	<b>Automotive repair, services, and parking -----</b>	<b>354</b>	<b>127 832</b>	<b>34 189</b>	<b>7 848</b>	<b>1 913</b>
751	Automotive rental and leasing, without drivers -----	21	26 060	4 992	979	145
7513	Truck rental and leasing, without drivers -----	13	(D)	(D)	(D)	BB
7514, 5	Passenger car rental and leasing -----	8	(D)	(D)	(D)	BB
7514	Passenger car rental -----	7	(D)	(D)	(D)	BB
7515	Passenger car leasing -----	1	(D)	(D)	(D)	BB
7519	Utility trailer and recreational vehicle rental -----	—	(D)	(D)	(D)	—
752	Automobile parking -----	3	(D)	(D)	(D)	BB
753	Automotive repair shops -----	264	82 028	23 576	5 492	1 222
7532	Top, body, and upholstery repair shops and paint shops -----	77	26 448	8 521	2 017	406
7532 pt.	Top and body repair shops -----	69	(D)	(D)	(D)	EE
7532 pt.	Paint shops -----	8	(D)	(D)	(D)	BB
7538	General automotive repair shops -----	111	30 028	8 543	2 043	479
7538 pt.	General automotive repair shops, except diesel -----	93	(D)	(D)	(D)	EE
7538 pt.	Diesel repair shops -----	18	(D)	(D)	(D)	CC
7533, 4, 6, 7, 9	Other automotive repair shops -----	76	25 552	6 512	1 432	337
7533	Automotive exhaust system repair shops -----	25	12 455	3 004	723	165
7534	Tire retreading and repair shops -----	6	2 850	878	50	17
7536	Automotive glass replacement shops -----	7	(D)	(D)	(D)	BB
7537	Automotive transmission repair shops -----	23	(D)	(D)	(D)	BB
7539	Automotive repair shops, n.e.c. -----	15	(D)	(D)	(D)	BB
7539 pt.	Radiator repair -----	5	(D)	(D)	(D)	AA
7539 pt.	Brake, front end, and wheel alignment -----	4	(D)	(D)	(D)	AA
7539 pt.	Automotive electrical and fuel system services -----	5	(D)	(D)	(D)	AA
7539 pt.	Other automotive repair shops, n.e.c. -----	1	(D)	(D)	(D)	AA
754	Automotive services, except repair -----	66	(D)	(D)	(D)	FF
7542	Carwashes -----	36	(D)	(D)	(D)	EE
7549	Automotive services, except repair and carwashes -----	30	10 616	2 955	715	218
<b>76</b>	<b>Miscellaneous repair services -----</b>	<b>133</b>	<b>80 305</b>	<b>25 556</b>	<b>6 219</b>	<b>1 110</b>
762	Electrical repair shops -----	31	15 059	6 269	1 634	355
7622	Radio and television repair shops -----	10	1 257	495	125	50
7623, 9	Other electrical and electronic repair shops -----	21	13 802	5 774	1 509	305
7623	Refrigeration and air-conditioning service and repair shops -----	5	(D)	(D)	(D)	BB
7629	Electrical and electronic repair shops, n.e.c. -----	16	(D)	(D)	(D)	EE
763	Watch, clock, and jewelry repair -----	1	(D)	(D)	(D)	AA
764	Reupholstery and furniture repair -----	5	(D)	(D)	(D)	AA
769	Miscellaneous repair and related services -----	96	64 813	19 145	4 554	746
7692	Welding repair -----	8	1 217	399	101	30
7694	Armature rewinding shops -----	7	(D)	(D)	(D)	BB
7699	Repair shops and related services, n.e.c. -----	81	(D)	(D)	(D)	FF
<b>78, 79, 84</b>	<b>Amusement and recreation services, including motion pictures and museums -----</b>	<b>157</b>	<b>64 479</b>	<b>14 754</b>	<b>3 251</b>	<b>1 520</b>
781, 2	Motion picture production, distribution, and services -----	3	(D)	(D)	(D)	AA
783	Motion picture theaters -----	9	(D)	(D)	(D)	CC
7832	Motion picture theaters, except drive-in -----	8	(D)	(D)	(D)	CC
7833	Drive-in motion picture theaters -----	1	(D)	(D)	(D)	AA
784	Video tape rental -----	52	9 892	1 995	537	245
792	Theatrical producers (except motion picture), bands, orchestras, and entertainers -----	11	(D)	(D)	(D)	BB
7922	Theatrical producers (except motion picture) and miscellaneous theatrical services -----	2	(D)	(D)	(D)	BB
7929	Bands, orchestras, actors, and other entertainers and entertainment groups -----	9	(D)	(D)	(D)	BB
793	Bowling centers -----	15	6 361	1 690	475	229

**Table 6. Summary Statistics for Firms Subject to Federal Income Tax for Counties With 350 Establishments or More: 1992 — Con.**

[Includes only establishments with payroll. For meaning of abbreviations and symbols, see introductory text. For explanation of terms and comparability of 1987 and 1992 censuses, see appendix A. For information on geographic areas followed by ▲, see appendix F]

SIC code	Geographic area and kind of business or operation	Establishments (number)	Receipts (\$1,000)	Annual payroll (\$1,000)	First-quarter payroll (\$1,000)	Paid employees for pay period including March 12 (number)
<b>LAKE COUNTY — Con.</b>						
<b>78, 79, 84</b>	<b>Amusement and recreation services, including motion pictures and museums—Con.</b>					
79 ex. 792, 3; 84	Commercial sports and other amusement and recreation services, including museums -----	67	28 779	8 499	1 690	798
794	Commercial sports -----	4	722	81	3	4
7941	Professional sports clubs, managers, promoters -----	1	(D)	(D)	(D)	AA
7948	Racing, including track operation -----	3	(D)	(D)	(D)	AA
79 ex. 792, 3, 4; 84	Other amusement and recreation services, including museums ----	63	28 057	8 418	1 687	794
791	Dance studios, schools, and halls -----	9	146	43	25	
7991	Physical fitness facilities -----	13	(D)	(D)	(D)	CC
7992	Public golf courses -----	7	(D)	(D)	(D)	CC
7993	Coin-operated amusement devices -----	5	(D)	(D)	(D)	BB
7996	Amusement parks -----	2	(D)	(D)	(D)	BB
7997	Membership sports and recreation clubs -----	10	8 217	2 934	540	244
7999, 84	Amusement and recreation services, including museums, n.e.c. -	17	2 828	966	204	132
7999 pt.	Concession operators of amusement devices and rides -----	-	-	-	-	-
7999 pt., 84	Carnivals, circuses, and fairs -----	-	-	-	-	-
	Other recreation and amusements, including museums -----	17	2 828	966	204	132
<b>80</b>	<b>Health services -----</b>	<b>868</b>	<b>526 219</b>	<b>240 986</b>	<b>45 654</b>	<b>7 015</b>
801	Offices and clinics of doctors of medicine -----	453	318 373	155 691	26 978	2 747
8011 pt.	Offices of doctors of medicine -----	445	310 963	153 302	26 463	2 672
8011 pt.	General medical clinics -----	8	7 410	2 389	515	75
802	Offices and clinics of dentists -----	175	57 881	21 127	4 695	975
803	Offices and clinics of doctors of osteopathy -----	21	14 247	6 964	1 174	168
804	Offices and clinics of other health practitioners -----	131	37 160	14 598	2 989	544
8041	Offices and clinics of chiropractors -----	37	9 640	2 681	556	118
8042	Offices and clinics of optometrists -----	40	14 575	6 291	1 374	194
8043	Offices and clinics of podiatrists -----	23	4 758	1 765	246	70
8049	Offices and clinics of health practitioners, n.e.c. -----	31	8 187	3 861	813	162
805	Nursing and personal care facilities -----	25	51 029	22 660	5 247	1 498
8051	Skilled nursing care facilities -----	13	42 420	18 453	4 246	1 175
8052	Intermediate care facilities -----	11	(D)	(D)	(D)	EE
8059	Nursing and personal care facilities, n.e.c. -----	1	(D)	(D)	(D)	BB
806	Hospitals -----	1	(D)	(D)	(D)	CC
8062	General medical and surgical hospitals -----	-	-	-	-	-
8063, 9	Specialty hospitals -----	1	(D)	(D)	(D)	CC
807, 8, 9	Other health services -----	62	(D)	(D)	(D)	FF
807	Medical and dental laboratories -----	31	9 649	2 989	715	172
8071	Medical laboratories -----	17	5 566	1 479	360	89
8072	Dental laboratories -----	14	4 083	1 510	355	83
808	Home health care services -----	13	(D)	(D)	(D)	EE
809	Miscellaneous health and allied services, n.e.c. -----	18	(D)	(D)	(D)	EE
8092	Kidney dialysis centers -----	-	-	-	-	-
8093	Specialty outpatient facilities, n.e.c. -----	10	(D)	(D)	(D)	CC
8099	Health and allied services, n.e.c. -----	8	(D)	(D)	(D)	CC
<b>81</b>	<b>Legal services -----</b>	<b>243</b>	<b>90 548</b>	<b>30 873</b>	<b>6 099</b>	<b>1 090</b>
<b>823, 4, 9</b>	<b>Selected educational services -----</b>	<b>24</b>	<b>(D)</b>	<b>(D)</b>	<b>(D)</b>	<b>EE</b>
823	Libraries -----	1	(D)	(D)	(D)	AA
824	Vocational schools -----	8	(D)	(D)	(D)	CC
829	Schools and educational services, n.e.c. -----	15	(D)	(D)	(D)	CC
<b>83</b>	<b>Social services -----</b>	<b>57</b>	<b>8 364</b>	<b>3 339</b>	<b>849</b>	<b>576</b>
835	Child day care services -----	40	4 028	1 919	487	341
832, 3, 6, 9	Other social services -----	17	4 336	1 420	362	235
<b>87 ex. 8733</b>	<b>Engineering, accounting, research, management, and related services (except noncommercial research organizations) -----</b>	<b>256</b>	<b>160 235</b>	<b>60 471</b>	<b>13 734</b>	<b>2 125</b>
871	Engineering, architectural, and surveying services -----	79	95 669	35 533	7 626	961
8711	Engineering services -----	58	86 580	30 897	6 712	835
8712	Architectural services -----	16	(D)	(D)	(D)	BB
8713	Surveying services -----	5	(D)	(D)	(D)	BB
872	Accounting, auditing, and bookkeeping services -----	113	31 291	13 448	3 300	737
873 ex. 8733	Research, development, and testing services (except noncommercial research organizations) -----	12	(D)	(D)	(D)	CC
8731	Commercial physical and biological research -----	1	(D)	(D)	(D)	AA
8732	Commercial economic, sociological, and educational research ----	4	(D)	(D)	(D)	AA
8734	Testing laboratories -----	7	(D)	(D)	(D)	CC
874	Management and public relations services -----	52	(D)	(D)	(D)	EE
8741	Management services -----	23	16 058	5 151	1 415	172
8742	Management consulting services -----	20	(D)	(D)	(D)	BB
8743	Public relations services -----	2	(D)	(D)	(D)	AA
8744	Facilities support management services -----	2	(D)	(D)	(D)	BB
8748	Business consulting services, n.e.c. -----	5	912	380	78	7
<b>89</b>	<b>Services, n.e.c. -----</b>	<b>9</b>	<b>(D)</b>	<b>(D)</b>	<b>(D)</b>	<b>BB</b>

**Table 6. Summary Statistics for Firms Subject to Federal Income Tax for Counties With 350 Establishments or More: 1992 — Con.**

[Includes only establishments with payroll. For meaning of abbreviations and symbols, see introductory text. For explanation of terms and comparability of 1987 and 1992 censuses, see appendix A. For information on geographic areas followed by ▲, see appendix F]

SIC code	Geographic area and kind of business or operation	Establishments (number)	Receipts (\$1,000)	Annual payroll (\$1,000)	First-quarter payroll (\$1,000)	Paid employees for pay period including March 12 (number)
<b>LA PORTE COUNTY</b>						
	<b>Total</b> .....	<b>630</b>	<b>246 787</b>	<b>97 827</b>	<b>21 686</b>	<b>5 106</b>
<b>70 ex. 704</b>	<b>Hotels, rooming houses, camps, and other lodging places (except membership lodging)</b> .....	<b>17</b>	<b>(D)</b>	<b>(D)</b>	<b>(D)</b>	<b>EE</b>
7011	Hotels and motels .....	15	9 126	2 342	541	272
7011 pt.	Hotels .....	4	782	235	43	47
7011 pt.	Motels, motor hotels, and tourist courts .....	11	8 344	2 107	498	225
702, 3	Other lodging places .....	2	(D)	(D)	(D)	AA
<b>72</b>	<b>Personal services</b> .....	<b>99</b>	<b>14 193</b>	<b>5 131</b>	<b>1 166</b>	<b>535</b>
721	Laundry, cleaning, and garment services .....	26	3 346	1 133	262	120
7211	Power laundries, family and commercial* .....	—	—	—	—	—
7213	Linen supply* .....	—	—	—	—	—
7215	Coin-operated laundries and drycleaning .....	9	967	220	46	33
7216	Drycleaning plants, except rug cleaning* .....	7	1 243	460	112	51
7217	Carpet and upholstery cleaning .....	5	562	137	21	13
7218	Industrial laundriers* .....	—	—	—	—	—
7212, 9	Other laundry, cleaning, and garment services* .....	5	574	316	83	23
722	Photographic studios, portrait .....	7	1 173	232	50	24
723, 4	Beauty and barber shops .....	47	4 448	2 028	439	193
723	Beauty shops .....	47	4 448	2 028	439	193
724	Barber shops .....	—	—	—	—	—
725	Shoe repair shops and shoeshine parlors .....	—	—	—	—	—
726	Funeral service and crematories .....	8	3 936	1 197	242	59
729	Miscellaneous personal services .....	11	1 290	541	173	139
<b>73</b>	<b>Business services</b> .....	<b>82</b>	<b>44 439</b>	<b>22 327</b>	<b>5 156</b>	<b>1 195</b>
731	Advertising .....	4	920	277	57	8
732	Consumer credit reporting agencies, mercantile reporting agencies, and adjustment and collection agencies .....	3	(D)	(D)	(D)	BB
733	Mailing, reproduction, commercial art and photography, and stenographic services .....	5	1 091	431	98	31
734	Services to dwellings and other buildings .....	18	2 200	1 039	255	134
735	Miscellaneous equipment rental and leasing .....	15	3 826	882	215	45
736	Personnel supply services .....	11	19 898	14 107	3 285	645
737	Computer programming, data processing, and other computer related services .....	8	1 676	996	171	43
7371, 2, 3	Computer programming, prepackaged software, and integrated systems .....	4	(D)	(D)	(D)	AA
7374, 5, 6	Data processing services .....	2	(D)	(D)	(D)	BB
7377, 8, 9	Computer rental and leasing, maintenance, and related services, n.e.c. ....	2	(D)	(D)	(D)	AA
738	Miscellaneous business services .....	18	(D)	(D)	(D)	CC
<b>75</b>	<b>Automotive repair, services, and parking</b> .....	<b>77</b>	<b>19 883</b>	<b>4 452</b>	<b>1 082</b>	<b>310</b>
751	Automotive rental and leasing, without drivers .....	10	4 840	869	248	46
752	Automobile parking .....	1	(D)	(D)	(D)	AA
753	Automotive repair shops .....	55	12 979	3 101	724	193
7532	Top, body, and upholstery repair shops and paint shops .....	15	2 919	983	237	51
7538	General automotive repair shops .....	34	6 550	1 420	329	102
7533, 4, 6, 7, 9	Other automotive repair shops .....	6	3 510	698	158	40
754	Automotive services, except repair .....	11	(D)	(D)	(D)	BB
<b>76</b>	<b>Miscellaneous repair services</b> .....	<b>44</b>	<b>18 351</b>	<b>6 565</b>	<b>1 602</b>	<b>279</b>
762	Electrical repair shops .....	10	4 081	1 036	244	59
7622	Radio and television repair shops .....	3	249	88	25	7
7623, 9	Other electrical and electronic repair shops .....	7	3 832	948	219	52
763	Watch, clock, and jewelry repair .....	—	—	—	—	—
764	Reupholstery and furniture repair .....	4	578	271	71	16
769	Miscellaneous repair and related services .....	30	13 692	5 258	1 287	204
<b>78, 79, 84</b>	<b>Amusement and recreation services, including motion pictures and museums</b> .....	<b>45</b>	<b>13 393</b>	<b>3 011</b>	<b>619</b>	<b>395</b>
781, 2	Motion picture production, distribution, and services .....	1	—	16	4	1
783	Motion picture theaters .....	3	(D)	(D)	(D)	BB
784	Video tape rental .....	15	3 738	613	118	103
792	Theatrical producers (except motion picture), bands, orchestras, and entertainers .....	1	(D)	(D)	(D)	AA
793	Bowling centers .....	3	(D)	(D)	(D)	BB
79 ex. 792, 3, 84	Commercial sports and other amusement and recreation services, including museums .....	22	6 737	1 622	281	155
<b>80</b>	<b>Health services</b> .....	<b>162</b>	<b>101 053</b>	<b>43 377</b>	<b>8 954</b>	<b>1 625</b>
801	Offices and clinics of doctors of medicine .....	68	39 862	22 382	4 143	422
802	Offices and clinics of dentists .....	49	12 173	4 128	971	242
803	Offices and clinics of doctors of osteopathy .....	2	(D)	(D)	(D)	AA
804	Offices and clinics of other health practitioners .....	21	6 710	2 375	490	103
805	Nursing and personal care facilities .....	8	13 551	6 750	1 538	422
806	Hospitals .....	1	(D)	(D)	(D)	CC
807, 8, 9	Other health services .....	13	(D)	(D)	(D)	EE
<b>81</b>	<b>Legal services</b> .....	<b>34</b>	<b>8 623</b>	<b>1 797</b>	<b>415</b>	<b>107</b>
<b>823, 4, 9</b>	<b>Selected educational services</b> .....	<b>1</b>	<b>(D)</b>	<b>(D)</b>	<b>(D)</b>	<b>BB</b>

**Table 6. Summary Statistics for Firms Subject to Federal Income Tax for Counties With 350 Establishments or More: 1992 — Con.**

[Includes only establishments with payroll. For meaning of abbreviations and symbols, see introductory text. For explanation of terms and comparability of 1987 and 1992 censuses, see appendix A. For information on geographic areas followed by ▲, see appendix F]

SIC code	Geographic area and kind of business or operation	Establishments (number)	Receipts (\$1,000)	Annual payroll (\$1,000)	First-quarter payroll (\$1,000)	Paid employees for pay period including March 12 (number)
<b>LA PORTE COUNTY — Con.</b>						
<b>83</b>	<b>Social services</b> .....	<b>12</b>	<b>(D)</b>	<b>(D)</b>	<b>(D)</b>	<b>BB</b>
835	Child day care services .....	9	484	185	47	34
832, 3, 6, 9	Other social services .....	3	(D)	(D)	(D)	AA
<b>87 ex. 8733</b>	<b>Engineering, accounting, research, management, and related services (except noncommercial research organizations)</b> .....	<b>55</b>	<b>16 147</b>	<b>8 256</b>	<b>2 016</b>	<b>326</b>
871	Engineering, architectural, and surveying services .....	19	6 125	2 950	708	101
872	Accounting, auditing, and bookkeeping services .....	20	(D)	(D)	(D)	BB
873 ex. 8733	Research, development, and testing services (except noncommercial research organizations) .....	2	(D)	(D)	(D)	AA
874	Management and public relations services .....	14	5 878	3 489	835	125
<b>89</b>	<b>Services, n.e.c.</b> .....	<b>2</b>	<b>(D)</b>	<b>(D)</b>	<b>(D)</b>	<b>AA</b>
<b>MADISON COUNTY</b>						
<b>Total</b> .....		<b>745</b>	<b>271 337</b>	<b>105 867</b>	<b>22 879</b>	<b>5 976</b>
<b>70 ex. 704</b>	<b>Hotels, rooming houses, camps, and other lodging places (except membership lodging)</b> .....	<b>9</b>	<b>7 123</b>	<b>1 801</b>	<b>390</b>	<b>216</b>
7011	Hotels and motels .....	9	7 123	1 801	390	216
7011 pt.	Hotels .....	1	(D)	(D)	(D)	AA
7011 pt.	Motels, motor hotels, and tourist courts .....	8	(D)	(D)	(D)	CC
702, 3	Other lodging places .....	—	—	—	—	—
<b>72</b>	<b>Personal services</b> .....	<b>98</b>	<b>20 867</b>	<b>6 793</b>	<b>1 484</b>	<b>533</b>
721	Laundry, cleaning, and garment services .....	33	7 278	2 638	625	237
7211	Power laundries, family and commercial* .....	2	(D)	(D)	(D)	AA
7213	Linen supply* .....	—	—	—	—	—
7215	Coin-operated laundries and drycleaning .....	12	1 187	301	87	58
7216	Drycleaning plants, except rug cleaning* .....	11	1 709	740	197	80
7217	Carpet and upholstery cleaning .....	6	(D)	(D)	(D)	BB
7218	Industrial laundries* .....	1	(D)	(D)	(D)	BB
7212, 9	Other laundry, cleaning, and garment services* .....	1	(D)	(D)	(D)	AA
722	Photographic studios, portrait .....	12	1 230	210	41	26
723, 4	Beauty and barber shops .....	26	2 897	1 210	272	119
723	Beauty shops .....	26	2 897	1 210	272	119
724	Barber shops .....	—	—	—	—	—
725	Shoe repair shops and shoeshine parlors .....	2	(D)	(D)	(D)	AA
726	Funeral service and crematories .....	12	6 626	1 968	375	77
729	Miscellaneous personal services .....	13	(D)	(D)	(D)	BB
<b>73</b>	<b>Business services</b> .....	<b>79</b>	<b>40 742</b>	<b>19 616</b>	<b>4 608</b>	<b>989</b>
731	Advertising .....	3	(D)	(D)	(D)	AA
732	Consumer credit reporting agencies, mercantile reporting agencies, and adjustment and collection agencies .....	4	5 909	1 746	365	117
733	Mailing, reproduction, commercial art and photography, and stenographic services .....	6	723	79	11	7
734	Services to dwellings and other buildings .....	18	3 656	1 735	392	178
735	Miscellaneous equipment rental and leasing .....	13	3 190	630	149	45
736	Personnel supply services .....	4	(D)	(D)	(D)	CC
737	Computer programming, data processing, and other computer related services .....	8	2 952	1 174	474	49
7371, 2, 3	Computer programming, prepackaged software, and integrated systems .....	3	(D)	(D)	(D)	AA
7374, 5, 6	Data processing services .....	4	(D)	(D)	(D)	BB
7377, 8, 9	Computer rental and leasing, maintenance, and related services, n.e.c. .....	1	(D)	(D)	(D)	AA
738	Miscellaneous business services .....	23	18 408	10 861	2 662	392
<b>75</b>	<b>Automotive repair, services, and parking</b> .....	<b>87</b>	<b>25 355</b>	<b>6 843</b>	<b>1 582</b>	<b>434</b>
751	Automotive rental and leasing, without drivers .....	5	(D)	(D)	(D)	BB
752	Automobile parking .....	1	(D)	(D)	(D)	AA
753	Automotive repair shops .....	65	19 047	5 071	1 172	296
7532	Top, body, and upholstery repair shops and paint shops .....	20	9 085	2 616	623	149
7538	General automotive repair shops .....	27	5 618	1 432	321	88
7533, 4, 6, 7, 9	Other automotive repair shops .....	18	4 344	1 023	228	59
754	Automotive services, except repair .....	16	4 232	1 366	311	105
<b>76</b>	<b>Miscellaneous repair services</b> .....	<b>29</b>	<b>6 339</b>	<b>2 109</b>	<b>654</b>	<b>172</b>
762	Electrical repair shops .....	7	1 169	327	82	22
7622	Radio and television repair shops .....	2	(D)	(D)	(D)	AA
7623, 9	Other electrical and electronic repair shops .....	5	(D)	(D)	(D)	AA
763	Watch, clock, and jewelry repair .....	—	—	—	—	—
764	Reupholstery and furniture repair .....	3	342	113	27	10
769	Miscellaneous repair and related services .....	19	4 828	1 669	545	140

**Table 6. Summary Statistics for Firms Subject to Federal Income Tax for Counties With 350 Establishments or More: 1992 — Con.**

[Includes only establishments with payroll. For meaning of abbreviations and symbols, see introductory text. For explanation of terms and comparability of 1987 and 1992 censuses, see appendix A. For information on geographic areas followed by ▲, see appendix F]

SIC code	Geographic area and kind of business or operation	Establishments (number)	Receipts (\$1,000)	Annual payroll (\$1,000)	First-quarter payroll (\$1,000)	Paid employees for pay period including March 12 (number)
<b>MADISON COUNTY — Con.</b>						
<b>78, 79, 84</b>	<b>Amusement and recreation services, including motion pictures and museums</b> .....	<b>58</b>	<b>21 598</b>	<b>4 757</b>	<b>1 141</b>	<b>623</b>
781, 2	Motion picture production, distribution, and services .....	—	—	—	—	—
783	Motion picture theaters .....	3	(D)	(D)	(D)	BB
784	Video tape rental .....	15	(D)	(D)	(D)	BB
792	Theatrical producers (except motion picture), bands, orchestras, and entertainers .....	4	(D)	(D)	(D)	BB
793	Bowling centers .....	9	3 336	1 063	280	158
79 ex. 792, 3; 84	Commercial sports and other amusement and recreation services, including museums .....	27	9 186	2 181	574	342
<b>80</b>	<b>Health services</b> .....	<b>221</b>	<b>118 233</b>	<b>52 271</b>	<b>10 370</b>	<b>2 366</b>
801	Offices and clinics of doctors of medicine .....	110	55 669	27 190	4 674	565
802	Offices and clinics of dentists .....	56	15 964	5 999	1 307	280
803	Offices and clinics of doctors of osteopathy .....	—	—	—	—	—
804	Offices and clinics of other health practitioners .....	26	7 775	2 434	455	104
805	Nursing and personal care facilities .....	21	35 125	15 050	3 627	1 307
806	Hospitals .....	—	—	—	—	—
807, 8, 9	Other health services .....	8	3 700	1 598	307	110
<b>81</b>	<b>Legal services</b> .....	<b>61</b>	<b>10 976</b>	<b>3 156</b>	<b>715</b>	<b>178</b>
<b>823, 4, 9</b>	<b>Selected educational services</b> .....	<b>—</b>	<b>—</b>	<b>—</b>	<b>—</b>	<b>—</b>
<b>83</b>	<b>Social services</b> .....	<b>24</b>	<b>(D)</b>	<b>(D)</b>	<b>(D)</b>	<b>CC</b>
835	Child day care services .....	18	(D)	(D)	(D)	BB
832, 3, 6, 9	Other social services .....	6	(D)	(D)	(D)	BB
<b>87 ex. 8733</b>	<b>Engineering, accounting, research, management, and related services (except noncommercial research organizations)</b> .....	<b>73</b>	<b>14 831</b>	<b>6 582</b>	<b>1 493</b>	<b>328</b>
871	Engineering, architectural, and surveying services .....	26	6 257	3 061	647	142
872	Accounting, auditing, and bookkeeping services .....	32	5 007	2 055	505	119
873 ex. 8733	Research, development, and testing services (except noncommercial research organizations) .....	4	887	396	103	26
874	Management and public relations services .....	11	2 680	1 070	238	41
<b>89</b>	<b>Services, n.e.c.</b> .....	<b>6</b>	<b>(D)</b>	<b>(D)</b>	<b>(D)</b>	<b>BB</b>
<b>MARION COUNTY</b>						
	<b>Total</b> .....	<b>6 909</b>	<b>5 380 797</b>	<b>2 133 077</b>	<b>480 570</b>	<b>98 647</b>
<b>70 ex. 704</b>	<b>Hotels, rooming houses, camps, and other lodging places (except membership lodging)</b> .....	<b>119</b>	<b>258 306</b>	<b>73 050</b>	<b>17 030</b>	<b>6 468</b>
7011	Hotels and motels .....	115	257 300	72 921	17 004	6 457
7011 pt.	Hotels .....	56	200 809	58 260	13 674	4 957
7011 pt.	Hotels, 25 guestrooms or more .....	52	(D)	(D)	(D)	HH
7011 pt.	Hotels, less than 25 guestrooms .....	4	(D)	(D)	(D)	BB
7011 pt.	Motels, motor hotels, and tourist courts .....	59	56 491	14 661	3 330	1 500
7011 pt.	Motels, tourist courts .....	46	25 372	6 272	1 503	734
7011 pt.	Motor hotels .....	13	31 119	8 389	1 827	766
702, 3	Other lodging places .....	4	1 006	129	26	11
702	Rooming and boarding houses .....	2	(D)	(D)	(D)	AA
703	Camps and recreational vehicle parks .....	2	(D)	(D)	(D)	AA
<b>72</b>	<b>Personal services</b> .....	<b>768</b>	<b>202 132</b>	<b>72 084</b>	<b>17 184</b>	<b>6 882</b>
721	Laundry, cleaning, and garment services .....	270	91 405	32 071	7 387	2 575
7211	Power laundries, family and commercial* .....	3	(D)	(D)	(D)	CC
7213	Linen supply* .....	3	(D)	(D)	(D)	CC
7215	Coin-operated laundries and drycleaning .....	58	10 363	2 232	506	261
7216	Drycleaning plants, except rug cleaning* .....	112	28 780	11 937	2 815	1 064
7217	Carpet and upholstery cleaning .....	5	9 087	3 399	672	311
7218	Industrial laundries* .....	8	24 086	6 724	1 619	395
7212, 9	Other laundry, cleaning, and garment services* .....	51	(D)	(D)	(D)	CC
7212	Garment pressing, and agents for laundries and drycleaners .....	14	(D)	(D)	(D)	BB
7219	Laundry and garment services, n.e.c.* .....	37	(D)	(D)	(D)	CC
722	Photographic studios, portrait .....	44	17 177	4 280	865	289
723, 4	Beauty and barber shops .....	268	35 513	15 840	3 646	1 375
723	Beauty shops .....	254	33 559	15 093	3 483	1 334
724	Barber shops .....	14	1 954	747	163	41
725	Shoe repair shops and shoeshine parlors .....	17	1 413	542	145	33
726	Funeral service and crematories .....	53	23 824	7 761	1 791	396
729	Miscellaneous personal services .....	116	32 800	11 590	3 350	2 214
7291	Tax return preparation services .....	18	6 285	3 308	1 367	964
7299	Miscellaneous personal services, n.e.c. .....	98	26 515	8 282	1 983	1 250



**Table 6. Summary Statistics for Firms Subject to Federal Income Tax for Counties With 350 Establishments or More: 1992 — Con.**

[Includes only establishments with payroll. For meaning of abbreviations and symbols, see introductory text. For explanation of terms and comparability of 1987 and 1992 censuses, see appendix A. For information on geographic areas followed by ▲, see appendix F]

SIC code	Geographic area and kind of business or operation	Establishments (number)	Receipts (\$1,000)	Annual payroll (\$1,000)	First-quarter payroll (\$1,000)	Paid employees for pay period including March 12 (number)
<b>MARION COUNTY — Con.</b>						
<b>73</b>	<b>Business services -----</b>	<b>1 455</b>	<b>1 295 782</b>	<b>544 265</b>	<b>128 831</b>	<b>35 201</b>
731	Advertising -----	95	67 808	21 918	5 217	763
7311	Advertising agencies -----	78	45 769	18 299	4 289	551
7312	Outdoor advertising services -----	3	(D)	(D)	(D)	BB
7313	Radio, television, publishers' advertising representatives -----	4	(D)	(D)	(D)	AA
7319	Advertising, n.e.c. -----	10	(D)	(D)	(D)	CC
732	Consumer credit reporting agencies, mercantile reporting agencies, and adjustment and collection agencies -----	45	38 724	13 889	3 450	612
7322	Adjustment and collection services -----	39	25 867	11 629	2 906	506
7323	Credit reporting services -----	6	12 857	2 260	544	106
733	Mailing, reproduction, commercial art and photography, and stenographic services -----	164	107 170	30 082	7 579	1 342
7331	Direct mail advertising services -----	13	(D)	(D)	(D)	EE
7334	Photocopying and duplicating services -----	15	(D)	(D)	(D)	EE
7335, 6	Commercial photography, art, and graphics -----	96	36 672	12 504	3 184	517
7335	Commercial photography -----	26	12 694	4 121	1 139	189
7336	Commercial art and graphic design -----	70	23 978	8 383	2 045	328
7338	Secretarial and court reporting services -----	40	(D)	(D)	(D)	CC
734	Services to dwellings and other buildings -----	248	69 150	35 700	8 539	4 092
7342	Disinfecting and pest control services -----	31	12 539	4 752	955	224
7349	Building cleaning and maintenance services, n.e.c. -----	217	56 611	30 948	7 584	3 868
735	Miscellaneous equipment rental and leasing -----	105	108 730	25 888	5 882	1 147
7352	Medical equipment rental and leasing -----	15	39 935	8 088	2 001	360
7353	Heavy construction equipment rental and leasing -----	16	(D)	(D)	(D)	CC
7359	Equipment rental and leasing, n.e.c. -----	74	(D)	(D)	(D)	FF
736	Personnel supply services -----	155	209 540	151 661	33 197	14 924
7361	Employment agencies -----	58	18 540	9 466	2 299	434
7363	Help supply services -----	97	191 000	142 195	30 898	14 490
7363 pt.	Temporary help supply -----	74	(D)	(D)	(D)	JJ
7363 pt.	Help supply, except temporary -----	23	(D)	(D)	(D)	GG
737	Computer programming, data processing, and other computer related services -----	284	351 039	139 376	34 435	4 692
7371, 2, 3	Computer programming, prepackaged software, and integrated systems -----	169	157 378	58 029	13 881	1 499
7371	Computer programming services -----	111	64 025	27 096	6 327	718
7372	Prepackaged software -----	29	(D)	(D)	(D)	EE
7373	Computer integrated systems -----	29	(D)	(D)	(D)	EE
7374, 5, 6	Data processing services -----	52	154 184	69 874	18 150	2 823
7374, 5	Computer processing, information retrieval -----	49	(D)	(D)	(D)	HH
7376	Computer facilities management services -----	3	(D)	(D)	(D)	CC
7377, 8, 9	Computer rental and leasing, maintenance, and related services, n.e.c. -----	63	39 477	11 473	2 404	370
7377	Computer rental and leasing -----	4	(D)	(D)	(D)	BB
7378	Computer maintenance and repair -----	26	(D)	(D)	(D)	CC
7379	Computer related services, n.e.c. -----	33	(D)	(D)	(D)	CC
738	Miscellaneous business services -----	359	343 621	125 751	30 532	7 629
7381, 2	Detective agencies and protective services -----	80	58 743	32 833	7 837	3 367
7381	Detective, guard, and armored car services -----	68	(D)	(D)	(D)	HH
7382	Security systems services -----	12	(D)	(D)	(D)	CC
7383	News syndicates -----	4	(D)	(D)	(D)	BB
7384	Photofinishing laboratories* -----	29	10 362	3 097	656	152
7389	Business services, n.e.c. -----	246	(D)	(D)	(D)	HH
7389 pt.	Sign painting shops -----	6	(D)	(D)	(D)	BB
7389 pt.	Interior designing -----	29	12 573	3 317	854	163
7389 pt.	Telephone answering services -----	13	(D)	(D)	(D)	EE
7389 pt.	Other business services -----	198	247 352	82 327	20 076	3 641
<b>75</b>	<b>Automotive repair, services, and parking -----</b>	<b>603</b>	<b>352 651</b>	<b>79 266</b>	<b>18 887</b>	<b>4 509</b>
751	Automotive rental and leasing, without drivers -----	57	145 087	21 923	5 062	1 170
7513	Truck rental and leasing, without drivers -----	28	(D)	(D)	(D)	EE
7514, 5	Passenger car rental and leasing -----	26	(D)	(D)	(D)	FF
7514	Passenger car rental -----	22	74 242	13 140	3 047	784
7515	Passenger car leasing -----	4	(D)	(D)	(D)	AA
7519	Utility trailer and recreational vehicle rental -----	3	(D)	(D)	(D)	BB
752	Automobile parking -----	49	(D)	(D)	(D)	CC
753	Automotive repair shops -----	371	148 393	42 797	10 239	2 025
7532	Top, body, and upholstery repair shops and paint shops -----	89	40 734	12 863	3 153	611
7532 pt.	Top and body repair shops -----	78	37 464	11 992	2 955	559
7532 pt.	Paint shops -----	11	3 270	871	198	52
7538	General automotive repair shops -----	157	52 053	15 322	3 555	739
7538 pt.	General automotive repair shops, except diesel -----	145	44 638	12 889	3 122	633
7538 pt.	Diesel repair shops -----	12	7 415	2 433	433	106
7533, 4, 6, 7, 9	Other automotive repair shops -----	125	55 606	14 612	3 531	675
7533	Automotive exhaust system repair shops -----	26	14 710	3 445	774	175
7534	Tire retreading and repair shops -----	9	8 380	1 403	355	66
7536	Automotive glass replacement shops -----	23	7 355	2 046	510	82
7537	Automotive transmission repair shops -----	18	9 353	3 310	824	129
7539	Automotive repair shops, n.e.c. -----	49	15 808	4 408	1 068	223
7539 pt.	Radiator repair -----	14	3 599	847	233	44
7539 pt.	Brake, front end, and wheel alignment -----	21	7 584	2 291	528	114
7539 pt.	Automotive electrical and fuel system services -----	10	(D)	(D)	(D)	BB
7539 pt.	Other automotive repair shops, n.e.c. -----	4	(D)	(D)	(D)	BB
754	Automotive services, except repair -----	126	(D)	(D)	(D)	GG
7542	Carwashes -----	58	(D)	(D)	(D)	FF
7549	Automotive services, except repair and carwashes -----	68	23 271	7 378	1 800	570

**Table 6. Summary Statistics for Firms Subject to Federal Income Tax for Counties With 350 Establishments or More: 1992 — Con.**

[Includes only establishments with payroll. For meaning of abbreviations and symbols, see introductory text. For explanation of terms and comparability of 1987 and 1992 censuses, see appendix A. For information on geographic areas followed by ▲, see appendix F]

SIC code	Geographic area and kind of business or operation	Establishments (number)	Receipts (\$1,000)	Annual payroll (\$1,000)	First-quarter payroll (\$1,000)	Paid employees for pay period including March 12 (number)
<b>MARION COUNTY — Con.</b>						
<b>76</b>	<b>Miscellaneous repair services</b> -----	<b>277</b>	<b>144 065</b>	<b>47 943</b>	<b>11 346</b>	<b>2 034</b>
762	Electrical repair shops -----	103	66 110	21 129	4 979	862
7622	Radio and television repair shops -----	32	7 451	2 741	670	151
7623, 9	Other electrical and electronic repair shops -----	71	58 659	18 388	4 309	711
7623	Refrigeration and air-conditioning service and repair shops -----	16	26 387	7 623	1 655	188
7629	Electrical and electronic repair shops, n.e.c. -----	55	32 272	10 765	2 654	523
763	Watch, clock, and jewelry repair -----	7	(D)	(D)	(D)	AA
764	Reupholstery and furniture repair -----	33	6 077	2 308	538	163
769	Miscellaneous repair and related services -----	134	(D)	(D)	(D)	FF
7692	Welding repair -----	15	4 370	1 395	324	54
7694	Armature rewinding shops -----	5	(D)	(D)	(D)	CC
7699	Repair shops and related services, n.e.c. -----	114	46 870	16 600	3 702	752
<b>78, 79, 84</b>	<b>Amusement and recreation services, including motion pictures and museums</b> -----	<b>357</b>	<b>388 366</b>	<b>113 971</b>	<b>21 795</b>	<b>4 970</b>
781, 2	Motion picture production, distribution, and services -----	39	137 716	10 893	2 571	391
783	Motion picture theaters -----	29	27 441	3 999	909	524
7832	Motion picture theaters, except drive-in -----	25	(D)	(D)	(D)	EE
7833	Drive-in motion picture theaters -----	4	(D)	(D)	(D)	BB
784	Video tape rental -----	63	26 621	5 169	1 101	553
792	Theatrical producers (except motion picture), bands, orchestras, and entertainers -----	29	18 896	3 496	704	181
7922	Theatrical producers (except motion picture) and miscellaneous theatrical services -----	14	17 051	2 959	587	114
7929	Bands, orchestras, actors, and other entertainers and entertainment groups -----	15	1 845	537	117	67
793	Bowling centers -----	14	11 558	3 311	823	409
79 ex. 792, 3, 84	Commercial sports and other amusement and recreation services, including museums -----	183	166 134	87 103	15 687	2 912
794	Commercial sports -----	31	83 111	69 744	11 511	1 091
7941	Professional sports clubs, managers, promoters -----	13	(D)	(D)	(D)	FF
7948	Racing, including track operation -----	18	(D)	(D)	(D)	EE
79 ex. 792, 3, 4, 84	Other amusement and recreation services, including museums -----	152	83 023	17 359	4 176	1 821
791	Dance studios, schools, and halls -----	25	3 379	1 120	292	146
7991	Physical fitness facilities -----	35	15 325	4 590	1 264	578
7992	Public golf courses -----	9	3 838	1 104	118	62
7993	Coin-operated amusement devices -----	9	3 967	984	231	58
7996	Amusement parks -----	5	(D)	(D)	(D)	BB
7997	Membership sports and recreation clubs -----	17	7 858	2 305	635	264
7999, 84	Amusement and recreation services, including museums, n.e.c. -----	52	(D)	(D)	(D)	FF
7999 pt.	Concession operators of amusement devices and rides -----	1	(D)	(D)	(D)	AA
7999 pt.	Carnivals, circuses, and fairs -----	—	—	—	—	—
7999 pt., 84	Other recreation and amusements, including museums -----	51	(D)	(D)	(D)	FF
<b>80</b>	<b>Health services</b> -----	<b>1 624</b>	<b>1 483 309</b>	<b>717 112</b>	<b>151 785</b>	<b>21 903</b>
801	Offices and clinics of doctors of medicine -----	741	689 336	392 291	77 008	6 041
8011 pt.	Offices of doctors of medicine -----	728	662 816	380 615	74 548	5 875
8011 pt.	General medical clinics -----	13	26 520	11 676	2 460	166
802	Offices and clinics of dentists -----	413	123 464	47 151	10 338	1 888
803	Offices and clinics of doctors of osteopathy -----	21	(D)	(D)	(D)	CC
804	Offices and clinics of other health practitioners -----	188	66 042	28 840	5 815	1 098
8041	Offices and clinics of chiropractors -----	52	16 323	5 844	1 133	218
8042	Offices and clinics of optometrists -----	53	14 830	4 411	1 050	202
8043	Offices and clinics of podiatrists -----	36	(D)	(D)	(D)	CC
8049	Offices and clinics of health practitioners, n.e.c. -----	47	(D)	(D)	(D)	EE
805	Nursing and personal care facilities -----	94	211 562	99 722	25 250	6 894
8051	Skilled nursing care facilities -----	61	179 384	82 869	21 176	5 787
8052	Intermediate care facilities -----	31	(D)	(D)	(D)	FF
8059	Nursing and personal care facilities, n.e.c. -----	2	(D)	(D)	(D)	CC
806	Hospitals -----	5	115 746	42 182	9 844	1 737
8062	General medical and surgical hospitals -----	2	(D)	(D)	(D)	GG
8063, 9	Specialty hospitals -----	3	(D)	(D)	(D)	EE
807, 8, 9	Other health services -----	162	(D)	(D)	(D)	HH
807	Medical and dental laboratories -----	78	127 486	47 919	10 357	1 372
8071	Medical laboratories -----	53	116 912	42 618	9 105	1 107
8072	Dental laboratories -----	25	10 574	5 301	1 252	265
808	Home health care services -----	38	71 797	29 488	6 848	1 732
809	Miscellaneous health and allied services, n.e.c. -----	46	(D)	(D)	(D)	GG
8092	Kidney dialysis centers -----	3	(D)	(D)	(D)	CC
8093	Specialty outpatient facilities, n.e.c. -----	23	41 996	19 841	4 355	781
8099	Health and allied services, n.e.c. -----	20	(D)	(D)	(D)	CC
<b>81</b>	<b>Legal services</b> -----	<b>513</b>	<b>402 784</b>	<b>133 895</b>	<b>29 503</b>	<b>3 674</b>
<b>823, 4, 9</b>	<b>Selected educational services</b> -----	<b>53</b>	<b>17 398</b>	<b>7 300</b>	<b>1 616</b>	<b>433</b>
823	Libraries -----	1	(D)	(D)	(D)	AA
824	Vocational schools -----	22	10 770	4 924	1 085	277
829	Schools and educational services, n.e.c. -----	30	(D)	(D)	(D)	CC
<b>83</b>	<b>Social services</b> -----	<b>213</b>	<b>52 340</b>	<b>21 080</b>	<b>5 768</b>	<b>2 331</b>
835	Child day care services -----	139	27 085	11 823	3 175	1 642
832, 3, 6, 9	Other social services -----	74	25 255	9 257	2 593	689

**Table 6. Summary Statistics for Firms Subject to Federal Income Tax for Counties With 350 Establishments or More: 1992 — Con.**

[Includes only establishments with payroll. For meaning of abbreviations and symbols, see introductory text. For explanation of terms and comparability of 1987 and 1992 censuses, see appendix A. For information on geographic areas followed by ▲, see appendix F]

SIC code	Geographic area and kind of business or operation	Establishments (number)	Receipts (\$1,000)	Annual payroll (\$1,000)	First-quarter payroll (\$1,000)	Paid employees for pay period including March 12 (number)
<b>MARION COUNTY — Con.</b>						
<b>87 ex. 8733</b>	<b>Engineering, accounting, research, management, and related services (except noncommercial research organizations) -----</b>	<b>876</b>	<b>758 713</b>	<b>314 018</b>	<b>74 940</b>	<b>9 990</b>
871	Engineering, architectural, and surveying services -----	277	292 869	139 287	31 825	3 856
8711	Engineering services -----	177	200 424	97 071	22 177	2 679
8712	Architectural services -----	85	(D)	(D)	(D)	CG
8713	Surveying services -----	15	(D)	(D)	(D)	CC
872	Accounting, auditing, and bookkeeping services -----	250	191 244	77 340	19 520	2 794
873 ex. 8733	Research, development, and testing services (except noncommercial research organizations) -----	47	63 220	20 943	5 383	821
8731	Commercial physical and biological research -----	9	(D)	(D)	(D)	CC
8732	Commercial economic, sociological, and educational research -----	19	32 790	9 274	2 237	325
8734	Testing laboratories -----	19	(D)	(D)	(D)	EE
874	Management and public relations services -----	302	211 380	76 448	18 212	2 519
8741	Management services -----	101	143 809	50 909	12 419	1 669
8742	Management consulting services -----	142	43 496	18 129	4 020	594
8743	Public relations services -----	16	(D)	(D)	(D)	CC
8744	Facilities support management services -----	4	(D)	(D)	(D)	AA
8748	Business consulting services, n.e.c. -----	39	(D)	(D)	(D)	CC
<b>89</b>	<b>Services, n.e.c. -----</b>	<b>51</b>	<b>24 951</b>	<b>9 093</b>	<b>1 885</b>	<b>252</b>
<b>MONROE COUNTY</b> (Coextensive with Bloomington, IN MSA; see table 7a.)						
<b>PORTER COUNTY</b>						
<b>Total -----</b>		<b>769</b>	<b>371 370</b>	<b>153 158</b>	<b>34 401</b>	<b>6 977</b>
<b>70 ex. 704</b>	<b>Hotels, rooming houses, camps, and other lodging places (except membership lodging) -----</b>	<b>14</b>	<b>10 040</b>	<b>2 267</b>	<b>485</b>	<b>248</b>
7011	Hotels and motels -----	13	(D)	(D)	(D)	CC
7011 pt.	Hotels -----	6	(D)	(D)	(D)	CC
7011 pt.	Motels, motor hotels, and tourist courts -----	7	(D)	(D)	(D)	BB
702, 3	Other lodging places -----	1	(D)	(D)	(D)	AA
<b>72</b>	<b>Personal services -----</b>	<b>101</b>	<b>13 753</b>	<b>4 751</b>	<b>1 112</b>	<b>519</b>
721	Laundry, cleaning, and garment services -----	22	2 829	868	181	88
7211	Power laundries, family and commercial* -----	—	—	—	—	—
7213	Linen supply* -----	—	—	—	—	—
7215	Coin-operated laundries and drycleaning -----	9	844	234	42	38
7216	Drycleaning plants, except rug cleaning* -----	6	1 420	512	123	44
7217	Carpet and upholstery cleaning -----	6	(D)	(D)	(D)	AA
7218	Industrial launderers* -----	—	—	—	—	—
7212, 9	Other laundry, cleaning, and garment services* -----	1	(D)	(D)	(D)	AA
722	Photographic studios, portrait -----	1	(D)	(D)	(D)	AA
723, 4	Beauty and barber shops -----	53	6 177	2 772	646	309
723	Beauty shops -----	53	6 177	2 772	646	309
724	Barber shops -----	—	—	—	—	—
725	Shoe repair shops and shoeshine parlors -----	1	(D)	(D)	(D)	AA
726	Funeral service and crematories -----	8	2 204	399	86	18
729	Miscellaneous personal services -----	16	(D)	(D)	(D)	BB
<b>73</b>	<b>Business services -----</b>	<b>108</b>	<b>69 750</b>	<b>29 409</b>	<b>7 604</b>	<b>2 039</b>
731	Advertising -----	4	(D)	(D)	(D)	BB
732	Consumer credit reporting agencies, mercantile reporting agencies, and adjustment and collection agencies -----	1	(D)	(D)	(D)	BB
733	Mailing, reproduction, commercial art and photography, and stenographic services -----	12	1 167	496	77	18
734	Services to dwellings and other buildings -----	37	17 116	5 092	1 231	428
735	Miscellaneous equipment rental and leasing -----	9	5 641	1 326	305	61
736	Personnel supply services -----	9	17 926	11 815	2 622	811
737	Computer programming, data processing, and other computer related services -----	13	8 353	3 231	1 756	261
7371, 2, 3	Computer programming, prepackaged software, and integrated systems -----	9	(D)	(D)	(D)	AA
7374, 5, 6	Data processing services -----	1	(D)	(D)	(D)	CC
7377, 8, 9	Computer rental and leasing, maintenance, and related services, n.e.c. -----	3	(D)	(D)	(D)	AA
738	Miscellaneous business services -----	23	13 855	6 194	1 332	410
<b>75</b>	<b>Automotive repair, services, and parking -----</b>	<b>80</b>	<b>22 816</b>	<b>6 129</b>	<b>1 454</b>	<b>367</b>
751	Automotive rental and leasing, without drivers -----	3	(D)	(D)	(D)	AA
752	Automobile parking -----	—	—	—	—	—
753	Automotive repair shops -----	61	15 687	4 393	1 082	219
7532	Top, body, and upholstery repair shops and paint shops -----	19	5 211	1 602	397	68
7538	General automotive repair shops -----	28	5 767	1 603	408	93
7533, 4, 6, 7, 9	Other automotive repair shops -----	14	4 709	1 188	277	58
754	Automotive services, except repair -----	16	(D)	(D)	(D)	CC

**Table 6. Summary Statistics for Firms Subject to Federal Income Tax for Counties With 350 Establishments or More: 1992 — Con.**

[Includes only establishments with payroll. For meaning of abbreviations and symbols, see introductory text. For explanation of terms and comparability of 1987 and 1992 censuses, see appendix A. For information on geographic areas followed by ▲, see appendix F]

SIC code	Geographic area and kind of business or operation	Establishments (number)	Receipts (\$1,000)	Annual payroll (\$1,000)	First-quarter payroll (\$1,000)	Paid employees for pay period including March 12 (number)
<b>PORTER COUNTY—Con.</b>						
<b>76</b>	<b>Miscellaneous repair services -----</b>	<b>37</b>	<b>15 998</b>	<b>5 451</b>	<b>1 268</b>	<b>256</b>
762	Electrical repair shops -----	12	2 952	937	207	61
7622	Radio and television repair shops -----	3	399	93	18	22
7623, 9	Other electrical and electronic repair shops -----	9	2 553	844	189	39
763	Watch, clock, and jewelry repair -----	1	(D)	(D)	(D)	AA
764	Reupholstery and furniture repair -----	5	(D)	(D)	(D)	AA
769	Miscellaneous repair and related services -----	19	12 382	4 275	1 007	171
<b>78, 79, 84</b>	<b>Amusement and recreation services, including motion pictures and museums -----</b>	<b>47</b>	<b>22 063</b>	<b>4 761</b>	<b>1 127</b>	<b>415</b>
781, 2	Motion picture production, distribution, and services -----	2	(D)	(D)	(D)	AA
783	Motion picture theaters -----	3	(D)	(D)	(D)	BB
784	Video tape rental -----	19	4 017	853	201	102
792	Theatrical producers (except motion picture), bands, orchestras, and entertainers -----	2	(D)	(D)	(D)	AA
793	Bowling centers -----	7	3 971	1 023	306	112
79 ex. 792, 3, 84	Commercial sports and other amusement and recreation services, including museums -----	14	11 986	2 413	532	155
<b>80</b>	<b>Health services -----</b>	<b>210</b>	<b>137 121</b>	<b>73 365</b>	<b>15 201</b>	<b>2 029</b>
801	Offices and clinics of doctors of medicine -----	90	78 025	47 794	9 689	769
802	Offices and clinics of dentists -----	54	19 631	8 201	1 738	349
803	Offices and clinics of doctors of osteopathy -----	7	1 604	639	105	24
804	Offices and clinics of other health practitioners -----	32	11 303	3 974	785	164
805	Nursing and personal care facilities -----	8	22 360	11 242	2 594	667
806	Hospitals -----	—	—	—	—	—
807, 8, 9	Other health services -----	19	4 198	1 515	290	56
<b>81</b>	<b>Legal services -----</b>	<b>65</b>	<b>19 895</b>	<b>5 283</b>	<b>1 159</b>	<b>259</b>
<b>823, 4, 9</b>	<b>Selected educational services -----</b>	<b>5</b>	<b>(D)</b>	<b>(D)</b>	<b>(D)</b>	<b>AA</b>
<b>83</b>	<b>Social services -----</b>	<b>24</b>	<b>2 728</b>	<b>996</b>	<b>230</b>	<b>96</b>
835	Child day care services -----	15	1 298	531	131	72
832, 3, 6, 9	Other social services -----	9	1 430	465	99	24
<b>87 ex. 8733</b>	<b>Engineering, accounting, research, management, and related services (except noncommercial research organizations) -----</b>	<b>72</b>	<b>53 818</b>	<b>19 932</b>	<b>4 608</b>	<b>715</b>
871	Engineering, architectural, and surveying services -----	27	34 851	13 191	3 032	420
872	Accounting, auditing, and bookkeeping services -----	21	5 607	1 937	476	96
873 ex. 8733	Research, development, and testing services (except noncommercial research organizations) -----	4	(D)	(D)	(D)	BB
874	Management and public relations services -----	20	(D)	(D)	(D)	CC
<b>89</b>	<b>Services, n.e.c. -----</b>	<b>6</b>	<b>(D)</b>	<b>(D)</b>	<b>(D)</b>	<b>BB</b>
<b>ST. JOSEPH COUNTY</b> (Coextensive with South Bend, IN MSA; see table 7a.)						
<b>TIPPECANOE COUNTY</b>						
	<b>Total -----</b>	<b>753</b>	<b>387 770</b>	<b>153 204</b>	<b>33 910</b>	<b>7 735</b>
<b>70 ex. 704</b>	<b>Hotels, rooming houses, camps, and other lodging places (except membership lodging) -----</b>	<b>17</b>	<b>16 005</b>	<b>4 656</b>	<b>1 068</b>	<b>488</b>
7011	Hotels and motels -----	14	(D)	(D)	(D)	EE
7011 pt.	Hotels -----	6	(D)	(D)	(D)	CC
7011 pt.	Motels, motor hotels, and tourist courts -----	8	(D)	(D)	(D)	EE
702, 3	Other lodging places -----	3	(D)	(D)	(D)	AA
<b>72</b>	<b>Personal services -----</b>	<b>124</b>	<b>25 467</b>	<b>9 436</b>	<b>2 292</b>	<b>913</b>
721	Laundry, cleaning, and garment services -----	26	9 290	2 953	671	246
7211	Power laundries, family and commercial* -----	1	(D)	(D)	(D)	AA
7213	Linen supply* -----	9	—	—	—	—
7215	Coin-operated laundries and drycleaning -----	9	1 896	652	146	72
7216	Drycleaning plants, except rug cleaning* -----	11	(D)	(D)	(D)	BB
7217	Carpet and upholstery cleaning -----	4	(D)	(D)	(D)	AA
7218	Industrial laundries* -----	1	(D)	(D)	(D)	BB
7212, 9	Other laundry, cleaning, and garment services* -----	—	—	—	—	—
722	Photographic studios, portrait -----	7	(D)	(D)	(D)	BB
723, 4	Beauty and barber shops -----	58	8 172	4 058	963	382
723	Beauty shops -----	54	(D)	(D)	(D)	EE
724	Barber shops -----	4	(D)	(D)	(D)	AA
725	Shoe repair shops and shoeshine parlors -----	1	(D)	(D)	(D)	AA
726	Funeral service and crematories -----	8	3 280	961	251	39
729	Miscellaneous personal services -----	24	(D)	(D)	(D)	CC

**Table 6. Summary Statistics for Firms Subject to Federal Income Tax for Counties With 350 Establishments or More: 1992 — Con.**

[Includes only establishments with payroll. For meaning of abbreviations and symbols, see introductory text. For explanation of terms and comparability of 1987 and 1992 censuses, see appendix A. For information on geographic areas followed by ▲, see appendix F]

SIC code	Geographic area and kind of business or operation	Establishments (number)	Receipts (\$1,000)	Annual payroll (\$1,000)	First-quarter payroll (\$1,000)	Paid employees for pay period including March 12 (number)
<b>TIPPECANOE COUNTY — Con.</b>						
<b>73</b>	<b>Business services .....</b>	<b>137</b>	<b>72 275</b>	<b>32 302</b>	<b>7 054</b>	<b>2 152</b>
731	Advertising .....	6	3 690	1 373	270	53
732	Consumer credit reporting agencies, mercantile reporting agencies, and adjustment and collection agencies .....	4	(D)	(D)	(D)	BB
733	Mailing, reproduction, commercial art and photography, and stenographic services .....	15	3 446	823	252	90
734	Services to dwellings and other buildings .....	27	(D)	(D)	(D)	EE
735	Miscellaneous equipment rental and leasing .....	15	15 736	3 917	961	187
736	Personnel supply services .....	12	(D)	(D)	(D)	GG
737	Computer programming, data processing, and other computer related services .....	23	(D)	(D)	(D)	CC
7371, 2, 3	Computer programming, prepackaged software, and integrated systems .....	17	(D)	(D)	(D)	CC
7374, 5, 6	Data processing services .....	2	(D)	(D)	(D)	BB
7377, 8, 9	Computer rental and leasing, maintenance, and related services, n.e.c. ....	4	(D)	(D)	(D)	AA
738	Miscellaneous business services .....	35	11 168	4 032	887	315
<b>75</b>	<b>Automotive repair, services, and parking .....</b>	<b>85</b>	<b>27 025</b>	<b>8 309</b>	<b>2 051</b>	<b>497</b>
751	Automotive rental and leasing, without drivers .....	5	1 703	374	81	33
752	Automobile parking .....	—	—	—	—	—
753	Automotive repair shops .....	62	(D)	(D)	(D)	EE
7532	Top, body, and upholstery repair shops and paint shops .....	16	3 648	1 145	262	69
7538	General automotive repair shops .....	28	(D)	(D)	(D)	CC
7533, 4, 6, 7, 9	Other automotive repair shops .....	18	(D)	(D)	(D)	CC
754	Automotive services, except repair .....	18	(D)	(D)	(D)	CC
<b>76</b>	<b>Miscellaneous repair services .....</b>	<b>32</b>	<b>(D)</b>	<b>(D)</b>	<b>(D)</b>	<b>CC</b>
762	Electrical repair shops .....	11	3 580	1 272	298	72
7622	Radio and television repair shops .....	3	250	47	11	3
7623, 9	Other electrical and electronic repair shops .....	8	3 330	1 225	287	69
763	Watch, clock, and jewelry repair .....	—	—	—	—	—
764	Reupholstery and furniture repair .....	4	433	207	48	14
769	Miscellaneous repair and related services .....	17	(D)	(D)	(D)	CC
<b>78, 79, 84</b>	<b>Amusement and recreation services, including motion pictures and museums .....</b>	<b>41</b>	<b>14 071</b>	<b>3 147</b>	<b>804</b>	<b>420</b>
781, 2	Motion picture production, distribution, and services .....	1	(D)	(D)	(D)	AA
783	Motion picture theaters .....	4	(D)	(D)	(D)	BB
784	Video tape rental .....	7	(D)	(D)	(D)	BB
792	Theatrical producers (except motion picture), bands, orchestras, and entertainers .....	3	(D)	(D)	(D)	AA
793	Bowling centers .....	4	(D)	(D)	(D)	CC
79 ex. 792, 3; 84	Commercial sports and other amusement and recreation services, including museums .....	22	2 815	648	139	132
<b>80</b>	<b>Health services .....</b>	<b>161</b>	<b>151 652</b>	<b>70 502</b>	<b>15 026</b>	<b>2 180</b>
801	Offices and clinics of doctors of medicine .....	62	94 486	49 489	10 099	956
802	Offices and clinics of dentists .....	49	16 524	4 716	1 105	254
803	Offices and clinics of doctors of osteopathy .....	—	—	—	—	—
804	Offices and clinics of other health practitioners .....	31	(D)	(D)	(D)	CC
805	Nursing and personal care facilities .....	10	(D)	(D)	(D)	FF
806	Hospitals .....	1	(D)	(D)	(D)	BB
807, 8, 9	Other health services .....	8	(D)	(D)	(D)	CC
<b>81</b>	<b>Legal services .....</b>	<b>43</b>	<b>18 587</b>	<b>4 026</b>	<b>925</b>	<b>182</b>
<b>823, 4, 9</b>	<b>Selected educational services .....</b>	<b>8</b>	<b>(D)</b>	<b>(D)</b>	<b>(D)</b>	<b>BB</b>
<b>83</b>	<b>Social services .....</b>	<b>22</b>	<b>3 261</b>	<b>1 376</b>	<b>338</b>	<b>161</b>
835	Child day care services .....	20	(D)	(D)	(D)	CC
832, 3, 6, 9	Other social services .....	2	(D)	(D)	(D)	AA
<b>87 ex. 8733</b>	<b>Engineering, accounting, research, management, and related services (except noncommercial research organizations) .....</b>	<b>78</b>	<b>42 112</b>	<b>15 163</b>	<b>3 397</b>	<b>498</b>
871	Engineering, architectural, and surveying services .....	22	(D)	(D)	(D)	CC
872	Accounting, auditing, and bookkeeping services .....	23	(D)	(D)	(D)	CC
873 ex. 8733	Research, development, and testing services (except noncommercial research organizations) .....	9	7 795	2 918	665	98
874	Management and public relations services .....	24	17 818	3 029	637	91
<b>89</b>	<b>Services, n.e.c. ....</b>	<b>5</b>	<b>1 637</b>	<b>748</b>	<b>151</b>	<b>19</b>

**Table 6. Summary Statistics for Firms Subject to Federal Income Tax for Counties With 350 Establishments or More: 1992 — Con.**

[Includes only establishments with payroll. For meaning of abbreviations and symbols, see introductory text. For explanation of terms and comparability of 1987 and 1992 censuses, see appendix A. For information on geographic areas followed by ▲, see appendix F]

SIC code	Geographic area and kind of business or operation	Establishments (number)	Receipts (\$1,000)	Annual payroll (\$1,000)	First-quarter payroll (\$1,000)	Paid employees for pay period including March 12 (number)
<b>VANDERBURGH COUNTY</b>						
	<b>Total</b> .....	<b>1 379</b>	<b>857 167</b>	<b>350 046</b>	<b>75 427</b>	<b>16 409</b>
<b>70 ex. 704</b>	<b>Hotels, rooming houses, camps, and other lodging places (except membership lodging)</b> .....	<b>22</b>	<b>26 032</b>	<b>8 666</b>	<b>2 117</b>	<b>876</b>
7011	Hotels and motels .....	19	(D)	(D)	(D)	FF
7011 pt.	Hotels .....	7	(D)	(D)	(D)	EE
7011 pt.	Motels, motor hotels, and tourist courts .....	12	14 491	5 846	1 471	525
702, 3	Other lodging places .....	3	(D)	(D)	(D)	BB
<b>72</b>	<b>Personal services</b> .....	<b>160</b>	<b>47 992</b>	<b>16 575</b>	<b>4 166</b>	<b>1 350</b>
721	Laundry, cleaning, and garment services .....	35	23 052	8 143	1 948	574
7211	Power laundries, family and commercial* .....	4	(D)	(D)	(D)	BB
7213	Linen supply* .....	—	—	—	—	—
7215	Coin-operated laundries and drycleaning .....	7	1 000	265	58	32
7216	Drycleaning plants, except rug cleaning* .....	17	(D)	(D)	(D)	CC
7217	Carpet and upholstery cleaning .....	4	416	116	23	21
7218	Industrial laundriers* .....	2	(D)	(D)	(D)	CC
7212, 9	Other laundry, cleaning, and garment services* .....	1	(D)	(D)	(D)	AA
722	Photographic studios, portrait .....	15	(D)	(D)	(D)	BB
723, 4	Beauty and barber shops .....	70	7 990	3 619	876	368
723	Beauty shops .....	67	7 761	3 536	856	360
724	Barber shops .....	3	229	83	20	8
725	Shoe repair shops and shoeshine parlors .....	1	(D)	(D)	(D)	AA
726	Funeral service and crematories .....	14	9 205	2 746	733	113
729	Miscellaneous personal services .....	25	(D)	(D)	(D)	CC
<b>73</b>	<b>Business services</b> .....	<b>247</b>	<b>178 858</b>	<b>65 158</b>	<b>14 758</b>	<b>4 296</b>
731	Advertising .....	19	10 362	2 747	662	92
732	Consumer credit reporting agencies, mercantile reporting agencies, and adjustment and collection agencies .....	10	(D)	(D)	(D)	BB
733	Mailing, reproduction, commercial art and photography, and stenographic services .....	23	(D)	(D)	(D)	CC
734	Services to dwellings and other buildings .....	42	17 751	6 826	1 541	777
735	Miscellaneous equipment rental and leasing .....	29	37 575	8 216	1 868	344
736	Personnel supply services .....	22	20 629	16 372	3 340	1 346
737	Computer programming, data processing, and other computer related services .....	39	23 047	7 654	1 867	251
7371, 2, 3	Computer programming, prepackaged software, and integrated systems .....	21	(D)	(D)	(D)	CC
7374, 5, 6	Data processing services .....	6	1 683	947	208	26
7377, 8, 9	Computer rental and leasing, maintenance, and related services, n.e.c. ....	12	(D)	(D)	(D)	BB
738	Miscellaneous business services .....	63	(D)	(D)	(D)	GG
<b>75</b>	<b>Automotive repair, services, and parking</b> .....	<b>152</b>	<b>57 543</b>	<b>15 387</b>	<b>3 717</b>	<b>863</b>
751	Automotive rental and leasing, without drivers .....	13	(D)	(D)	(D)	CC
752	Automobile parking .....	1	(D)	(D)	(D)	AA
753	Automotive repair shops .....	119	(D)	(D)	(D)	FF
7532	Top, body, and upholstery repair shops and paint shops .....	37	11 708	4 274	996	203
7538	General automotive repair shops .....	44	13 422	4 297	1 066	235
7533, 4, 6, 7, 9	Other automotive repair shops .....	38	(D)	(D)	(D)	CC
754	Automotive services, except repair .....	19	4 337	1 282	317	133
<b>76</b>	<b>Miscellaneous repair services</b> .....	<b>67</b>	<b>44 411</b>	<b>14 202</b>	<b>3 376</b>	<b>619</b>
762	Electrical repair shops .....	23	(D)	(D)	(D)	EE
7622	Radio and television repair shops .....	8	(D)	(D)	(D)	BB
7623, 9	Other electrical and electronic repair shops .....	15	(D)	(D)	(D)	CC
763	Watch, clock, and jewelry repair .....	2	(D)	(D)	(D)	AA
764	Reupholstery and furniture repair .....	5	504	218	49	16
769	Miscellaneous repair and related services .....	37	31 565	9 771	2 262	348
<b>78, 79, 84</b>	<b>Amusement and recreation services, including motion pictures and museums</b> .....	<b>78</b>	<b>24 319</b>	<b>6 709</b>	<b>1 579</b>	<b>845</b>
781, 2	Motion picture production, distribution, and services .....	3	(D)	(D)	(D)	AA
783	Motion picture theaters .....	4	(D)	(D)	(D)	CC
784	Video tape rental .....	17	3 664	815	183	113
792	Theatrical producers (except motion picture), bands, orchestras, and entertainers .....	2	(D)	(D)	(D)	AA
793	Bowling centers .....	5	2 939	962	239	105
79 ex. 792, 3, 84	Commercial sports and other amusement and recreation services, including museums .....	47	9 697	3 385	756	461
<b>80</b>	<b>Health services</b> .....	<b>341</b>	<b>309 710</b>	<b>154 927</b>	<b>30 971</b>	<b>4 757</b>
801	Offices and clinics of doctors of medicine .....	164	195 088	106 626	20 316	2 072
802	Offices and clinics of dentists .....	85	25 419	9 566	2 070	484
803	Offices and clinics of doctors of osteopathy .....	1	(D)	(D)	(D)	AA
804	Offices and clinics of other health practitioners .....	40	12 030	4 220	964	187
805	Nursing and personal care facilities .....	15	43 606	20 678	4 988	1 527
806	Hospitals .....	2	(D)	(D)	(D)	CC
807, 8, 9	Other health services .....	34	(D)	(D)	(D)	EE
<b>81</b>	<b>Legal services</b> .....	<b>103</b>	<b>44 496</b>	<b>12 284</b>	<b>2 575</b>	<b>492</b>
<b>823, 4, 9</b>	<b>Selected educational services</b> .....	<b>9</b>	<b>(D)</b>	<b>(D)</b>	<b>(D)</b>	<b>BB</b>

**Table 6. Summary Statistics for Firms Subject to Federal Income Tax for Counties With 350 Establishments or More: 1992 — Con.**

[Includes only establishments with payroll. For meaning of abbreviations and symbols, see introductory text. For explanation of terms and comparability of 1987 and 1992 censuses, see appendix A. For information on geographic areas followed by ▲, see appendix F]

SIC code	Geographic area and kind of business or operation	Establishments (number)	Receipts (\$1,000)	Annual payroll (\$1,000)	First-quarter payroll (\$1,000)	Paid employees for pay period including March 12 (number)
<b>VANDERBURGH COUNTY—Con.</b>						
<b>83</b>	<b>Social services</b> .....	<b>47</b>	<b>(D)</b>	<b>(D)</b>	<b>(D)</b>	<b>EE</b>
835	Child day care services .....	25	(D)	(D)	(D)	CC
832, 3, 6, 9	Other social services .....	22	12 073	4 374	1 080	358
<b>87 ex. 8733</b>	<b>Engineering, accounting, research, management, and related services (except noncommercial research organizations)</b> .....	<b>148</b>	<b>105 082</b>	<b>49 632</b>	<b>10 551</b>	<b>1 684</b>
871	Engineering, architectural, and surveying services .....	48	25 093	14 474	3 263	437
872	Accounting, auditing, and bookkeeping services .....	55	22 962	10 540	2 489	487
873 ex. 8733	Research, development, and testing services (except noncommercial research organizations) .....	12	27 702	14 034	2 731	460
874	Management and public relations services .....	33	29 325	10 584	2 068	300
<b>89</b>	<b>Services, n.e.c.</b> .....	<b>5</b>	<b>(D)</b>	<b>(D)</b>	<b>(D)</b>	<b>BB</b>
<b>VIGO COUNTY</b>						
	<b>Total</b> .....	<b>706</b>	<b>385 625</b>	<b>129 974</b>	<b>29 263</b>	<b>7 534</b>
<b>70 ex. 704</b>	<b>Hotels, rooming houses, camps, and other lodging places (except membership lodging)</b> .....	<b>14</b>	<b>(D)</b>	<b>(D)</b>	<b>(D)</b>	<b>EE</b>
7011	Hotels and motels .....	13	11 320	2 503	601	288
7011 pt.	Hotels .....	4	4 521	890	213	117
7011 pt.	Motels, motor hotels, and tourist courts .....	9	6 799	1 613	388	171
702, 3	Other lodging places .....	1	(D)	(D)	(D)	AA
<b>72</b>	<b>Personal services</b> .....	<b>103</b>	<b>23 389</b>	<b>7 498</b>	<b>1 906</b>	<b>648</b>
721	Laundry, cleaning, and garment services .....	28	10 706	3 287	776	269
7211	Power laundries, family and commercial* .....	—	—	—	—	—
7213	Linen supply* .....	1	(D)	(D)	(D)	AA
7215	Coin-operated laundries and drycleaning .....	10	(D)	(D)	(D)	BB
7216	Drycleaning plants, except rug cleaning* .....	6	(D)	(D)	(D)	BB
7217	Carpet and upholstery cleaning .....	6	(D)	(D)	(D)	BB
7218	Industrial laundriers* .....	2	(D)	(D)	(D)	CC
7212, 9	Other laundry, cleaning, and garment services* .....	3	(D)	(D)	(D)	AA
722	Photographic studios, portrait .....	11	(D)	(D)	(D)	BB
723, 4	Beauty and barber shops .....	33	3 885	1 792	425	171
723	Beauty shops .....	33	3 885	1 792	425	171
724	Barber shops .....	—	—	—	—	—
725	Shoe repair shops and shoeshine parlors .....	—	—	—	—	—
726	Funeral service and crematories .....	17	5 665	1 581	488	64
729	Miscellaneous personal services .....	14	(D)	(D)	(D)	CC
<b>73</b>	<b>Business services</b> .....	<b>100</b>	<b>75 451</b>	<b>27 780</b>	<b>5 882</b>	<b>1 678</b>
731	Advertising .....	6	(D)	(D)	(D)	BB
732	Consumer credit reporting agencies, mercantile reporting agencies, and adjustment and collection agencies .....	2	(D)	(D)	(D)	BB
733	Mailing, reproduction, commercial art and photography, and stenographic services .....	9	1 587	343	70	19
734	Services to dwellings and other buildings .....	28	7 584	3 475	787	409
735	Miscellaneous equipment rental and leasing .....	12	9 615	1 821	415	78
736	Personnel supply services .....	7	10 583	7 848	1 316	523
737	Computer programming, data processing, and other computer related services .....	9	(D)	(D)	(D)	CC
7371, 2, 3	Computer programming, prepackaged software, and integrated systems .....	6	(D)	(D)	(D)	CC
7374, 5, 6	Data processing services .....	2	(D)	(D)	(D)	BB
7377, 8, 9	Computer rental and leasing, maintenance, and related services, n.e.c. ....	1	(D)	(D)	(D)	AA
738	Miscellaneous business services .....	27	(D)	(D)	(D)	EE
<b>75</b>	<b>Automotive repair, services, and parking</b> .....	<b>70</b>	<b>17 382</b>	<b>4 672</b>	<b>1 151</b>	<b>331</b>
751	Automotive rental and leasing, without drivers .....	8	3 160	622	149	57
752	Automobile parking .....	—	—	—	—	—
753	Automotive repair shops .....	50	12 121	3 381	832	209
7532	Top, body, and upholstery repair shops and paint shops .....	12	3 917	1 075	263	52
7538	General automotive repair shops .....	20	(D)	(D)	(D)	BB
7533, 4, 6, 7, 9	Other automotive repair shops .....	18	(D)	(D)	(D)	BB
754	Automotive services, except repair .....	12	2 101	669	170	65
<b>76</b>	<b>Miscellaneous repair services</b> .....	<b>35</b>	<b>17 870</b>	<b>5 087</b>	<b>1 284</b>	<b>272</b>
762	Electrical repair shops .....	10	3 555	1 439	351	110
7622	Radio and television repair shops .....	4	(D)	(D)	(D)	AA
7623, 9	Other electrical and electronic repair shops .....	6	(D)	(D)	(D)	BB
763	Watch, clock, and jewelry repair .....	1	(D)	(D)	(D)	AA
764	Reupholstery and furniture repair .....	3	417	122	17	10
769	Miscellaneous repair and related services .....	21	(D)	(D)	(D)	CC

**Table 6. Summary Statistics for Firms Subject to Federal Income Tax for Counties With 350 Establishments or More: 1992 — Con.**

[Includes only establishments with payroll. For meaning of abbreviations and symbols, see introductory text. For explanation of terms and comparability of 1987 and 1992 censuses, see appendix A. For information on geographic areas followed by ▲, see appendix F]

SIC code	Geographic area and kind of business or operation	Establishments (number)	Receipts (\$1,000)	Annual payroll (\$1,000)	First-quarter payroll (\$1,000)	Paid employees for pay period including March 12 (number)
<b>VIGO COUNTY — Con.</b>						
<b>78, 79, 84</b>	<b>Amusement and recreation services, including motion pictures and museums</b> .....	<b>39</b>	<b>6 766</b>	<b>1 572</b>	<b>371</b>	<b>219</b>
781, 2	Motion picture production, distribution, and services .....	1	(D)	(D)	(D)	AA
783	Motion picture theaters .....	5	(D)	(D)	(D)	BB
784	Video tape rental .....	5	(D)	(D)	(D)	AA
792	Theatrical producers (except motion picture), bands, orchestras, and entertainers .....	2	(D)	(D)	(D)	AA
793	Bowling centers .....	3	(D)	(D)	(D)	BB
79 ex. 792, 3; 84	Commercial sports and other amusement and recreation services, including museums .....	23	2 887	692	144	94
<b>80</b>	<b>Health services</b> .....	<b>202</b>	<b>186 902</b>	<b>65 219</b>	<b>14 094</b>	<b>3 292</b>
801	Offices and clinics of doctors of medicine .....	89	60 069	23 128	4 726	775
802	Offices and clinics of dentists .....	51	11 370	3 430	773	191
803	Offices and clinics of doctors of osteopathy .....	—	—	—	—	—
804	Offices and clinics of other health practitioners .....	26	7 480	2 411	545	129
805	Nursing and personal care facilities .....	9	18 494	7 559	1 862	653
806	Hospitals .....	3	(D)	(D)	(D)	FF
807, 8, 9	Other health services .....	24	(D)	(D)	(D)	FF
<b>81</b>	<b>Legal services</b> .....	<b>47</b>	<b>20 537</b>	<b>4 611</b>	<b>1 301</b>	<b>197</b>
<b>823, 4, 9</b>	<b>Selected educational services</b> .....	<b>7</b>	<b>(D)</b>	<b>(D)</b>	<b>(D)</b>	<b>CC</b>
<b>83</b>	<b>Social services</b> .....	<b>35</b>	<b>(D)</b>	<b>(D)</b>	<b>(D)</b>	<b>CC</b>
835	Child day care services .....	27	(D)	(D)	(D)	BB
832, 3, 6, 9	Other social services .....	8	(D)	(D)	(D)	BB
<b>87 ex. 8733</b>	<b>Engineering, accounting, research, management, and related services (except noncommercial research organizations)</b> .....	<b>52</b>	<b>12 897</b>	<b>6 304</b>	<b>1 300</b>	<b>294</b>
871	Engineering, architectural, and surveying services .....	11	2 100	1 179	312	67
872	Accounting, auditing, and bookkeeping services .....	25	(D)	(D)	(D)	CC
873 ex. 8733	Research, development, and testing services (except noncommercial research organizations) .....	3	918	301	69	18
874	Management and public relations services .....	13	(D)	(D)	(D)	BB
<b>89</b>	<b>Services, n.e.c.</b> .....	<b>2</b>	<b>(D)</b>	<b>(D)</b>	<b>(D)</b>	<b>AA</b>
<b>WAYNE COUNTY</b>						
	<b>Total</b> .....	<b>429</b>	<b>186 292</b>	<b>76 978</b>	<b>16 655</b>	<b>3 838</b>
<b>70 ex. 704</b>	<b>Hotels, rooming houses, camps, and other lodging places (except membership lodging)</b> .....	<b>14</b>	<b>8 121</b>	<b>1 985</b>	<b>397</b>	<b>231</b>
7011	Hotels and motels .....	10	7 219	1 802	368	195
7011 pt.	Hotels .....	3	(D)	(D)	(D)	BB
7011 pt.	Motels, motor hotels, and tourist courts .....	7	(D)	(D)	(D)	CC
702, 3	Other lodging places .....	4	902	183	29	36
<b>72</b>	<b>Personal services</b> .....	<b>56</b>	<b>9 360</b>	<b>2 756</b>	<b>614</b>	<b>228</b>
721	Laundry, cleaning, and garment services .....	16	3 422	1 143	281	103
7211	Power laundries, family and commercial* .....	—	—	—	—	—
7213	Linen supply* .....	1	(D)	(D)	(D)	BB
7215	Coin-operated laundries and drycleaning .....	5	587	239	54	30
7216	Drycleaning plants, except rug cleaning* .....	5	(D)	(D)	(D)	BB
7217	Carpet and upholstery cleaning .....	4	(D)	(D)	(D)	AA
7218	Industrial laundriers* .....	1	(D)	(D)	(D)	AA
7212, 9	Other laundry, cleaning, and garment services* .....	—	—	—	—	—
722	Photographic studios, portrait .....	6	792	172	39	15
723, 4	Beauty and barber shops .....	16	1 260	544	128	57
723	Beauty shops .....	16	1 260	544	128	57
724	Barber shops .....	—	—	—	—	—
725	Shoe repair shops and shoeshine parlors .....	—	—	—	—	—
726	Funeral service and crematories .....	10	3 200	787	129	31
729	Miscellaneous personal services .....	8	686	110	37	22
<b>73</b>	<b>Business services</b> .....	<b>66</b>	<b>40 936</b>	<b>24 582</b>	<b>4 887</b>	<b>1 256</b>
731	Advertising .....	4	1 504	504	87	13
732	Consumer credit reporting agencies, mercantile reporting agencies, and adjustment and collection agencies .....	4	(D)	(D)	(D)	BB
733	Mailing, reproduction, commercial art and photography, and stenographic services .....	3	(D)	(D)	(D)	AA
734	Services to dwellings and other buildings .....	10	2 476	1 078	254	108
735	Miscellaneous equipment rental and leasing .....	11	4 634	1 020	237	57
736	Personnel supply services .....	11	21 866	17 737	3 331	852
737	Computer programming, data processing, and other computer related services .....	5	1 614	751	140	15
7371, 2, 3	Computer programming, prepackaged software, and integrated systems .....	2	(D)	(D)	(D)	AA
7374, 5, 6	Data processing services .....	—	—	—	—	—
7377, 8, 9	Computer rental and leasing, maintenance, and related services, n.e.c. .....	3	(D)	(D)	(D)	AA
738	Miscellaneous business services .....	18	7 344	2 966	705	175



**Table 6. Summary Statistics for Firms Subject to Federal Income Tax for Counties With 350 Establishments or More: 1992 — Con.**

[Includes only establishments with payroll. For meaning of abbreviations and symbols, see introductory text. For explanation of terms and comparability of 1987 and 1992 censuses, see appendix A. For information on geographic areas followed by ▲, see appendix F]

SIC code	Geographic area and kind of business or operation	Establishments (number)	Receipts (\$1,000)	Annual payroll (\$1,000)	First-quarter payroll (\$1,000)	Paid employees for pay period including March 12 (number)
<b>WAYNE COUNTY — Con.</b>						
<b>75</b>	<b>Automotive repair, services, and parking</b> .....	<b>52</b>	<b>20 990</b>	<b>4 184</b>	<b>999</b>	<b>292</b>
751	Automotive rental and leasing, without drivers .....	5	3 392	421	98	28
752	Automobile parking .....	—	—	—	—	—
753	Automotive repair shops .....	37	15 415	3 144	761	191
7532	Top, body, and upholstery repair shops and paint shops .....	13	6 353	970	241	68
7538	General automotive repair shops .....	17	6 071	1 627	392	83
7533, 4, 6, 7, 9	Other automotive repair shops .....	7	2 991	547	128	40
754	Automotive services, except repair .....	10	2 183	619	140	73
<b>76</b>	<b>Miscellaneous repair services</b> .....	<b>20</b>	<b>5 074</b>	<b>1 491</b>	<b>282</b>	<b>71</b>
762	Electrical repair shops .....	8	1 616	589	140	37
7622	Radio and television repair shops .....	3	426	68	17	5
7623, 9	Other electrical and electronic repair shops .....	5	1 190	521	123	32
763	Watch, clock, and jewelry repair .....	—	—	—	—	—
764	Reupholstery and furniture repair .....	4	(D)	(D)	(D)	AA
769	Miscellaneous repair and related services .....	8	(D)	(D)	(D)	AA
<b>78, 79, 84</b>	<b>Amusement and recreation services, including motion pictures and museums</b> .....	<b>38</b>	<b>7 324</b>	<b>1 276</b>	<b>270</b>	<b>202</b>
781, 2	Motion picture production, distribution, and services .....	—	—	—	—	—
783	Motion picture theaters .....	5	(D)	(D)	(D)	BB
784	Video tape rental .....	10	(D)	(D)	(D)	BB
792	Theatrical producers (except motion picture), bands, orchestras, and entertainers .....	—	—	—	—	—
793	Bowling centers .....	1	(D)	(D)	(D)	AA
79 ex. 792, 3; 84	Commercial sports and other amusement and recreation services, including museums .....	22	4 409	749	128	108
<b>80</b>	<b>Health services</b> .....	<b>122</b>	<b>73 765</b>	<b>34 246</b>	<b>7 781</b>	<b>1 283</b>
801	Offices and clinics of doctors of medicine .....	57	36 112	20 598	4 613	352
802	Offices and clinics of dentists .....	32	8 334	2 369	556	129
803	Offices and clinics of doctors of osteopathy .....	3	1 769	1 131	197	40
804	Offices and clinics of other health practitioners .....	18	4 471	1 259	268	58
805	Nursing and personal care facilities .....	8	19 090	8 014	1 956	602
806	Hospitals .....	—	—	—	—	—
807, 8, 9	Other health services .....	4	3 989	875	191	102
<b>81</b>	<b>Legal services</b> .....	<b>22</b>	<b>5 030</b>	<b>1 030</b>	<b>238</b>	<b>64</b>
<b>823, 4, 9</b>	<b>Selected educational services</b> .....	<b>1</b>	<b>(D)</b>	<b>(D)</b>	<b>(D)</b>	<b>AA</b>
<b>83</b>	<b>Social services</b> .....	<b>9</b>	<b>(D)</b>	<b>(D)</b>	<b>(D)</b>	<b>BB</b>
835	Child day care services .....	5	(D)	(D)	(D)	AA
832, 3, 6, 9	Other social services .....	4	(D)	(D)	(D)	BB
<b>87 ex. 8733</b>	<b>Engineering, accounting, research, management, and related services (except noncommercial research organizations)</b> .....	<b>28</b>	<b>12 518</b>	<b>5 096</b>	<b>1 113</b>	<b>173</b>
871	Engineering, architectural, and surveying services .....	5	(D)	(D)	(D)	BB
872	Accounting, auditing, and bookkeeping services .....	13	5 885	2 039	538	89
873 ex. 8733	Research, development, and testing services (except noncommercial research organizations) .....	—	—	—	—	—
874	Management and public relations services .....	10	(D)	(D)	(D)	BB
<b>89</b>	<b>Services, n.e.c.</b> .....	<b>1</b>	<b>(D)</b>	<b>(D)</b>	<b>(D)</b>	<b>AA</b>

**Table 7a. Summary Statistics for Firms Subject to Federal Income Tax for Metropolitan Areas: 1992**

[Includes only establishments with payroll. For meaning of abbreviations and symbols, see introductory text. For explanation of terms and comparability of 1987 and 1992 censuses, see appendix A. For definitions of CMSA's, MSA's, and PMSA's, see appendix D]

SIC code	Geographic area and kind of business or operation	Establishments (number)	Receipts (\$1,000)	Annual payroll (\$1,000)	First-quarter payroll (\$1,000)	Paid employees for pay period including March 12 (number)
<b>BLOOMINGTON, IN MSA</b>						
	<b>Total</b> .....	<b>740</b>	<b>284 169</b>	<b>104 139</b>	<b>22 060</b>	<b>5 752</b>
<b>70 ex. 704</b>	<b>Hotels, rooming houses, camps, and other lodging places (except membership lodging)</b> .....	<b>18</b>	<b>(D)</b>	<b>(D)</b>	<b>(D)</b>	<b>EE</b>
7011	Hotels and motels .....	16	19 673	4 696	952	431
7011 pt.	Hotels .....	10	17 503	4 252	866	378
7011 pt.	Motels, motor hotels, and tourist courts .....	6	2 170	444	86	53
702, 3	Other lodging places .....	2	(D)	(D)	(D)	AA
<b>72</b>	<b>Personal services</b> .....	<b>90</b>	<b>16 573</b>	<b>6 181</b>	<b>1 552</b>	<b>679</b>
721	Laundry, cleaning, and garment services .....	28	5 953	2 003	468	203
7211	Power laundries, family and commercial* .....	—	—	—	—	—
7213	Linen supply* .....	—	—	—	—	—
7215	Coin-operated laundries and drycleaning .....	9	1 188	310	80	44
7216	Drycleaning plants, except rug cleaning* .....	7	1 412	603	154	72
7217	Carpet and upholstery cleaning .....	5	730	251	44	22
7218	Industrial laundriers* .....	1	(D)	(D)	(D)	BB
7212, 9	Other laundry, cleaning, and garment services* .....	6	(D)	(D)	(D)	AA
722	Photographic studios, portrait .....	6	1 131	275	71	39
723, 4	Beauty and barber shops .....	36	4 566	2 084	500	213
723	Beauty shops .....	34	(D)	(D)	(D)	CC
724	Barber shops .....	2	(D)	(D)	(D)	AA
725	Shoe repair shops and shoeshine parlors .....	1	(D)	(D)	(D)	AA
726	Funeral service and crematories .....	4	(D)	(D)	(D)	BB
729	Miscellaneous personal services .....	15	(D)	(D)	(D)	CC
<b>73</b>	<b>Business services</b> .....	<b>125</b>	<b>53 266</b>	<b>18 619</b>	<b>4 128</b>	<b>1 156</b>
731	Advertising .....	5	(D)	(D)	(D)	BB
732	Consumer credit reporting agencies, mercantile reporting agencies, and adjustment and collection agencies .....	3	(D)	(D)	(D)	AA
733	Mailing, reproduction, commercial art and photography, and stenographic services .....	14	3 536	1 032	228	104
734	Services to dwellings and other buildings .....	39	7 575	3 539	792	353
735	Miscellaneous equipment rental and leasing .....	14	7 874	2 095	431	88
736	Personnel supply services .....	9	4 812	3 072	631	194
737	Computer programming, data processing, and other computer related services .....	16	9 597	3 553	835	104
7371, 2, 3	Computer programming, prepackaged software, and integrated systems .....	13	(D)	(D)	(D)	BB
7374, 5, 6	Data processing services .....	1	(D)	(D)	(D)	AA
7377, 8, 9	Computer rental and leasing, maintenance, and related services, n.e.c. ....	2	(D)	(D)	(D)	AA
738	Miscellaneous business services .....	25	16 676	4 136	957	261
<b>75</b>	<b>Automotive repair, services, and parking</b> .....	<b>68</b>	<b>21 448</b>	<b>5 269</b>	<b>1 279</b>	<b>344</b>
751	Automotive rental and leasing, without drivers .....	7	6 938	1 270	294	67
752	Automobile parking .....	—	—	—	—	—
753	Automotive repair shops .....	50	11 726	3 211	786	182
7532	Top, body, and upholstery repair shops and paint shops .....	13	3 849	1 111	271	64
7538	General automotive repair shops .....	22	4 492	1 289	333	72
7533, 4, 6, 7, 9	Other automotive repair shops .....	15	3 385	811	182	46
754	Automotive services, except repair .....	11	2 784	788	199	95
<b>76</b>	<b>Miscellaneous repair services</b> .....	<b>23</b>	<b>14 961</b>	<b>5 055</b>	<b>1 178</b>	<b>290</b>
762	Electrical repair shops .....	12	10 746	4 068	932	231
7622	Radio and television repair shops .....	5	(D)	(D)	(D)	CC
7623, 9	Other electrical and electronic repair shops .....	7	(D)	(D)	(D)	BB
763	Watch, clock, and jewelry repair .....	—	—	—	—	—
764	Reupholstery and furniture repair .....	—	—	—	—	—
769	Miscellaneous repair and related services .....	11	4 215	987	246	59
<b>78, 79, 84</b>	<b>Amusement and recreation services, including motion pictures and museums</b> .....	<b>56</b>	<b>12 682</b>	<b>2 167</b>	<b>511</b>	<b>338</b>
781, 2	Motion picture production, distribution, and services .....	4	(D)	(D)	(D)	AA
783	Motion picture theaters .....	6	(D)	(D)	(D)	BB
784	Video tape rental .....	16	3 789	586	158	101
792	Theatrical producers (except motion picture), bands, orchestras, and entertainers .....	4	(D)	(D)	(D)	BB
793	Bowling centers .....	2	(D)	(D)	(D)	AA
79 ex. 792, 3, 84	Commercial sports and other amusement and recreation services, including museums .....	24	5 249	906	183	108
<b>80</b>	<b>Health services</b> .....	<b>182</b>	<b>97 668</b>	<b>45 264</b>	<b>8 517</b>	<b>1 614</b>
801	Offices and clinics of doctors of medicine .....	86	58 297	30 250	5 285	644
802	Offices and clinics of dentists .....	49	13 671	3 915	848	241
803	Offices and clinics of doctors of osteopathy .....	—	—	—	—	—
804	Offices and clinics of other health practitioners .....	26	6 064	1 477	353	91
805	Nursing and personal care facilities .....	5	10 793	5 408	1 269	393
806	Hospitals .....	1	(D)	(D)	(D)	AA
807, 8, 9	Other health services .....	15	(D)	(D)	(D)	CC
<b>81</b>	<b>Legal services</b> .....	<b>41</b>	<b>14 265</b>	<b>4 045</b>	<b>929</b>	<b>215</b>
<b>823, 4, 9</b>	<b>Selected educational services</b> .....	<b>9</b>	<b>(D)</b>	<b>(D)</b>	<b>(D)</b>	<b>BB</b>

**Table 7a. Summary Statistics for Firms Subject to Federal Income Tax for Metropolitan Areas: 1992 — Con.**

[Includes only establishments with payroll. For meaning of abbreviations and symbols, see introductory text. For explanation of terms and comparability of 1987 and 1992 censuses, see appendix A. For definitions of CMSA's, MSA's, and PMSA's, see appendix D]

SIC code	Geographic area and kind of business or operation	Establishments (number)	Receipts (\$1,000)	Annual payroll (\$1,000)	First-quarter payroll (\$1,000)	Paid employees for pay period including March 12 (number)
<b>BLOOMINGTON, IN MSA — Con.</b>						
<b>83</b>	<b>Social services .....</b>	<b>37</b>	<b>3 088</b>	<b>1 019</b>	<b>262</b>	<b>178</b>
835	Child day care services .....	28	1 937	818	209	155
832, 3, 6, 9	Other social services .....	9	1 151	201	53	23
<b>87 ex. 8733</b>	<b>Engineering, accounting, research, management, and related services (except noncommercial research organizations) .....</b>	<b>86</b>	<b>24 698</b>	<b>10 303</b>	<b>2 492</b>	<b>445</b>
871	Engineering, architectural, and surveying services .....	24	10 074	4 486	1 080	176
872	Accounting, auditing, and bookkeeping services .....	30	8 289	2 984	770	156
873 ex. 8733	Research, development, and testing services (except noncommercial research organizations) .....	1	(D)	(D)	(D)	AA
874	Management and public relations services .....	31	(D)	(D)	(D)	CC
<b>89</b>	<b>Services, n.e.c. ....</b>	<b>5</b>	<b>(D)</b>	<b>(D)</b>	<b>(D)</b>	<b>BB</b>
<b>CHICAGO—GARY—KENOSHA, IL—IN—WI CMSA</b>						
	<b>Total .....</b>	<b>62 176</b>	<b>50 483 938</b>	<b>19 289 731</b>	<b>4 304 396</b>	<b>740 211</b>
<b>70 ex. 704</b>	<b>Hotels, rooming houses, camps, and other lodging places (except membership lodging) .....</b>	<b>656</b>	<b>1 810 918</b>	<b>527 187</b>	<b>119 645</b>	<b>36 513</b>
7011	Hotels and motels .....	593	(D)	(D)	(D)	KK
7011 pt.	Hotels .....	312	(D)	(D)	(D)	KK
7011 pt.	Hotels, 25 guestrooms or more .....	279	(D)	(D)	(D)	KK
7011 pt.	Hotels, less than 25 guestrooms .....	33	4 858	941	206	138
7011 pt.	Motels, motor hotels, and tourist courts .....	281	(D)	(D)	(D)	HH
7011 pt.	Motels, tourist courts .....	230	135 308	32 096	7 571	3 173
7011 pt.	Motor hotels .....	51	(D)	(D)	(D)	FF
702, 3	Other lodging places .....	63	(D)	(D)	(D)	EE
702	Rooming and boarding houses .....	26	(D)	(D)	(D)	CC
703	Camps and recreational vehicle parks .....	37	(D)	(D)	(D)	BB
7032	Sporting and recreational camps .....	19	(D)	(D)	(D)	BB
7033	Recreational vehicle parks and campsites .....	18	(D)	(D)	(D)	BB
<b>72</b>	<b>Personal services .....</b>	<b>6 433</b>	<b>1 588 587</b>	<b>532 957</b>	<b>128 028</b>	<b>43 424</b>
721	Laundry, cleaning, and garment services .....	2 038	630 096	199 713	47 234	14 607
7211	Power laundries, family and commercial* .....	56	(D)	(D)	(D)	GG
7213	Linen supply* .....	54	(D)	(D)	(D)	GG
7215	Coin-operated laundries and drycleaning .....	525	(D)	(D)	(D)	GG
7215 pt.	Coin-operated laundries and drycleaning stores .....	489	(D)	(D)	(D)	GG
7215 pt.	Coin-operated laundry routes .....	36	(D)	(D)	(D)	CC
7216	Drycleaning plants, except rug cleaning* .....	800	187 453	64 712	14 969	5 644
7217	Carpet and upholstery cleaning .....	259	(D)	(D)	(D)	GG
7218	Industrial launderers* .....	47	98 928	29 416	7 497	1 544
7212, 9	Other laundry, cleaning, and garment services* .....	297	(D)	(D)	(D)	GG
7212	Garment pressing, and agents for laundries and drycleaners .....	175	(D)	(D)	(D)	FF
7219	Laundry and garment services, n.e.c.* .....	122	20 898	8 058	1 846	634
722	Photographic studios, portrait .....	348	105 341	26 637	5 991	2 087
723, 4	Beauty and barber shops .....	2 791	401 268	183 467	42 747	15 625
723	Beauty shops .....	2 676	390 086	178 813	41 676	15 209
724	Barber shops .....	115	11 182	4 654	1 071	416
725	Shoe repair shops and shoeshine parlors .....	76	(D)	(D)	(D)	CC
726	Funeral service and crematories .....	441	246 272	56 983	12 854	2 234
729	Miscellaneous personal services .....	739	(D)	(D)	(D)	II
7291	Tax return preparation services .....	159	32 742	15 738	6 445	4 580
7299	Miscellaneous personal services, n.e.c. .....	580	(D)	(D)	(D)	HH
7299 pt.	Massage parlors, tanning salons, and saunas .....	171	13 127	2 923	643	523
7299 pt.	Other personal services .....	409	(D)	(D)	(D)	HH
7299 pt.	Diet and weight reducing services .....	110	75 765	21 819	6 204	1 658
7299 pt.	Formal wear rental .....	100	(D)	(D)	(D)	FF
7299 pt.	Other personal services, n.e.c. ....	199	46 955	14 734	3 459	1 107
<b>73</b>	<b>Business services .....</b>	<b>12 921</b>	<b>14 089 287</b>	<b>5 724 602</b>	<b>1 320 001</b>	<b>252 429</b>
731	Advertising .....	1 073	(D)	(D)	(D)	JJ
7311	Advertising agencies .....	775	(D)	(D)	(D)	JJ
7312	Outdoor advertising services .....	55	(D)	(D)	(D)	FF
7313	Radio, television, publishers' advertising representatives .....	139	143 273	48 682	11 098	1 234
7313 pt.	Radio, television advertising representatives .....	58	(D)	(D)	(D)	FF
7313 pt.	Publishers' advertising representatives .....	81	(D)	(D)	(D)	EE
7319	Advertising, n.e.c. ....	104	(D)	(D)	(D)	HH
732	Consumer credit reporting agencies, mercantile reporting agencies, and adjustment and collection agencies .....	254	(D)	(D)	(D)	HH
7322	Adjustment and collection services .....	199	(D)	(D)	(D)	HH
7323	Credit reporting services .....	55	(D)	(D)	(D)	GG
733	Mailing, reproduction, commercial art and photography, and stenographic services .....	1 860	(D)	(D)	(D)	JJ
7331	Direct mail advertising services .....	240	(D)	(D)	(D)	II
7331 pt.	Mailing list compilers, brokers, and managers .....	54	(D)	(D)	(D)	GG
7331 pt.	Direct mail advertising services, except mailing list services .....	186	(D)	(D)	(D)	HH
7334	Photocopying and duplicating services .....	181	(D)	(D)	(D)	GG
7334 pt.	Blueprinting and photocopying services .....	164	(D)	(D)	(D)	GG
7334 pt.	Duplicating services, except printing and photocopying .....	17	28 158	8 384	2 030	382
7335, 6	Commercial photography, art, and graphics .....	1 143	(D)	(D)	(D)	II
7335	Commercial photography .....	288	(D)	(D)	(D)	GG
7336	Commercial art and graphic design .....	855	436 021	145 889	32 267	3 812
7336 pt.	Commercial art .....	171	(D)	(D)	(D)	FF
7336 pt.	Graphic arts and related design .....	684	(D)	(D)	(D)	HH
7338	Secretarial and court reporting services .....	296	(D)	(D)	(D)	GG

**Table 7a. Summary Statistics for Firms Subject to Federal Income Tax for Metropolitan Areas: 1992 — Con.**

[Includes only establishments with payroll. For meaning of abbreviations and symbols, see introductory text. For explanation of terms and comparability of 1987 and 1992 censuses, see appendix A. For definitions of CMSA's, MSA's, and PMSA's, see appendix D]

SIC code	Geographic area and kind of business or operation	Establishments (number)	Receipts (\$1,000)	Annual payroll (\$1,000)	First-quarter payroll (\$1,000)	Paid employees for pay period including March 12 (number)
<b>CHICAGO-GARY-KENOSHA, IL-IN-WI CMSA—Con.</b>						
<b>73</b>	<b>Business services—Con.</b>					
734	Services to dwellings and other buildings .....	1 975	(D)	(D)	(D)	KK
7342	Disinfecting and pest control services .....	184	(D)	(D)	(D)	GG
7349	Building cleaning and maintenance services, n.e.c. ....	1 791	(D)	(D)	(D)	KK
735	Miscellaneous equipment rental and leasing .....	642	(D)	(D)	(D)	II
7352	Medical equipment rental and leasing .....	71	(D)	(D)	(D)	FF
7353	Heavy construction equipment rental and leasing .....	101	(D)	(D)	(D)	FF
7353 pt.	Rental and leasing of heavy construction equipment without operators .....	60	55 344	12 476	2 599	373
7353 pt.	Rental and leasing of heavy construction equipment with operators .....	41	(D)	(D)	(D)	EE
7359	Equipment rental and leasing, n.e.c. ....	470	(D)	(D)	(D)	HH
7359 pt.	Equipment rental .....	375	(D)	(D)	(D)	HH
7359 pt.	Rent-to-own .....	15	(D)	(D)	(D)	BB
7359 pt.	Equipment rental, except rent-to-own .....	360	(D)	(D)	(D)	HH
7359 pt.	Equipment leasing, except finance leasing .....	95	(D)	(D)	(D)	FF
736	Personnel supply services .....	1 488	(D)	(D)	(D)	LL
7361	Employment agencies .....	721	(D)	(D)	(D)	II
7363	Help supply services .....	767	(D)	(D)	(D)	LL
7363 pt.	Temporary help supply .....	595	(D)	(D)	(D)	LL
7363 pt.	Help supply, except temporary .....	172	(D)	(D)	(D)	KK
7363 pt.	Employee leasing .....	120	(D)	(D)	(D)	JJ
7363 pt.	Other help supply services .....	52	(D)	(D)	(D)	II
737	Computer programming, data processing, and other computer related services .....	2 729	(D)	(D)	(D)	KK
7371, 2, 3	Computer programming, prepackaged software, and integrated systems .....	1 640	(D)	(D)	(D)	JJ
7371	Computer programming services .....	1 174	843 358	431 851	107 008	9 084
7372	Prepackaged software .....	280	(D)	(D)	(D)	II
7373	Computer integrated systems .....	186	577 207	178 531	42 539	4 258
7374, 5, 6	Data processing services .....	391	(D)	(D)	(D)	JJ
7374, 5	Computer processing, information retrieval .....	366	(D)	(D)	(D)	JJ
7374	Computer processing and data preparation and processing services .....	324	(D)	(D)	(D)	II
7375	Information retrieval services .....	42	235 215	74 467	17 234	2 107
7376	Computer facilities management services .....	25	(D)	(D)	(D)	FF
7377, 8, 9	Computer rental and leasing, maintenance, and related services, n.e.c. ....	698	(D)	(D)	(D)	II
7377	Computer rental and leasing .....	57	(D)	(D)	(D)	FF
7378	Computer maintenance and repair .....	172	(D)	(D)	(D)	GG
7379	Computer related services, n.e.c. ....	469	(D)	(D)	(D)	HH
7379 pt.	Computer consultants .....	401	(D)	(D)	(D)	HH
7379 pt.	Miscellaneous computer services, n.e.c. ....	68	49 679	14 857	2 811	390
738	Miscellaneous business services .....	2 900	(D)	(D)	(D)	LL
7381, 2	Detective agencies and protective services .....	494	584 008	339 598	82 189	25 872
7381	Detective, guard, and armored car services .....	398	458 105	295 182	71 319	24 125
7381 pt.	Detective agencies and guard services .....	387	(D)	(D)	(D)	JJ
7381 pt.	Armored car services .....	11	(D)	(D)	(D)	FF
7382	Security systems services .....	96	125 903	44 416	10 870	1 747
7383	News syndicates .....	28	34 560	9 909	2 482	290
7384	Photofinishing laboratories* .....	212	190 598	54 788	13 345	2 899
7384 pt.	Photofinishing laboratories, except "one-hour" (mini) labs* .....	126	(D)	(D)	(D)	HH
7384 pt.	One-hour (mini) photofinishing* .....	86	(D)	(D)	(D)	EE
7389	Business services, n.e.c. ....	2 166	(D)	(D)	(D)	KK
7389 pt.	Sign painting shops .....	105	(D)	(D)	(D)	EE
7389 pt.	Interior designing .....	298	109 807	25 748	5 907	970
7389 pt.	Telephone answering services .....	129	48 728	21 243	5 238	1 769
7389 pt.	Other business services .....	1 634	(D)	(D)	(D)	JJ
7389 pt.	Water softening and conditioning services .....	54	(D)	(D)	(D)	EE
7389 pt.	Packaging and labeling services .....	136	(D)	(D)	(D)	HH
7389 pt.	Trading stamp services .....	4	(D)	(D)	(D)	BB
7389 pt.	Miscellaneous business services .....	1 440	1 466 491	416 126	92 929	18 314
7389 pt.	Convention and trade show services .....	141	(D)	(D)	(D)	HH
7389 pt.	Private mail centers .....	70	(D)	(D)	(D)	GG
7389 pt.	Miscellaneous business services, n.e.c. ....	1 229	(D)	(D)	(D)	JJ
<b>75</b>	<b>Automotive repair, services, and parking .....</b>	<b>5 556</b>	<b>3 361 581</b>	<b>717 789</b>	<b>169 212</b>	<b>34 410</b>
751	Automotive rental and leasing, without drivers .....	361	1 275 099	125 119	29 155	5 083
7513	Truck rental and leasing, without drivers .....	165	294 187	42 654	9 873	1 375
7513 pt.	Truck rental, without drivers .....	85	(D)	(D)	(D)	FF
7513 pt.	Truck leasing, except finance leasing .....	80	(D)	(D)	(D)	FF
7514, 5	Passenger car rental and leasing .....	181	972 374	81 195	18 983	3 632
7514	Passenger car rental .....	135	374 387	58 872	13 513	2 905
7515	Passenger car leasing .....	46	597 987	22 323	5 470	727
7519	Utility trailer and recreational vehicle rental .....	15	8 538	1 270	299	76
752	Automobile parking .....	406	(D)	(D)	(D)	HH
7521 pt.	Parking lots .....	186	(D)	(D)	(D)	FF
7521 pt.	Parking structures .....	220	(D)	(D)	(D)	GG
753	Automotive repair shops .....	3 944	1 622 205	472 556	110 744	20 071
7532	Top, body, and upholstery repair shops and paint shops .....	1 193	596 872	189 344	44 634	7 498
7532 pt.	Top and body repair shops .....	1 120	(D)	(D)	(D)	II
7532 pt.	Paint shops .....	73	(D)	(D)	(D)	EE
7538	General automotive repair shops .....	1 816	606 355	164 706	38 310	7 533
7538 pt.	General automotive repair shops, except diesel .....	1 655	(D)	(D)	(D)	II
7538 pt.	Diesel repair shops .....	161	(D)	(D)	(D)	GG

**Table 7a. Summary Statistics for Firms Subject to Federal Income Tax for Metropolitan Areas: 1992 — Con.**

[Includes only establishments with payroll. For meaning of abbreviations and symbols, see introductory text. For explanation of terms and comparability of 1987 and 1992 censuses, see appendix A. For definitions of CMSA's, MSA's, and PMSA's, see appendix D]

SIC code	Geographic area and kind of business or operation	Establishments (number)	Receipts (\$1,000)	Annual payroll (\$1,000)	First-quarter payroll (\$1,000)	Paid employees for pay period including March 12 (number)
<b>CHICAGO-GARY-KENOSHA, IL-IN-WI CMSA—Con.</b>						
<b>75</b>	<b>Automotive repair, services, and parking —Con.</b>					
753	Automotive repair shops —Con.					
7533, 4, 6, 7, 9	Other automotive repair shops -----	935	418 978	118 506	27 800	5 040
7533	Automotive exhaust system repair shops -----	297	(D)	(D)	(D)	GG
7534	Tire retreading and repair shops -----	48	35 237	10 060	2 170	417
7536	Automotive glass replacement shops -----	108	(D)	(D)	(D)	FF
7537	Automotive transmission repair shops -----	212	(D)	(D)	(D)	GG
7539	Automotive repair shops, n.e.c. -----	270	113 407	32 837	7 656	1 382
7539 pt.	Radiator repair -----	71	(D)	(D)	(D)	EE
7539 pt.	Brake, front end, and wheel alignment -----	92	(D)	(D)	(D)	EE
7539 pt.	Automotive electrical and fuel system services -----	78	19 774	5 977	1 465	323
7539 pt.	Carburetor repair shops -----	51	(D)	(D)	(D)	CC
7539 pt.	Automotive electrical repair shops -----	27	(D)	(D)	(D)	CC
7539 pt.	Other automotive repair shops, n.e.c. -----	29	(D)	(D)	(D)	EE
754	Automotive services, except repair -----	845	(D)	(D)	(D)	II
7542	Carwashes -----	399	(D)	(D)	(D)	HH
7549	Automotive services, except repair and carwashes -----	446	(D)	(D)	(D)	HH
7549 pt.	Lubrication shops -----	220	(D)	(D)	(D)	GG
7549 pt.	Other automotive services -----	226	(D)	(D)	(D)	GG
7549 pt.	Towing services -----	152	(D)	(D)	(D)	FF
7549 pt.	Other automotive services, n.e.c. -----	74	(D)	(D)	(D)	EE
<b>76</b>	<b>Miscellaneous repair services -----</b>	<b>2 335</b>	<b>1 332 580</b>	<b>461 320</b>	<b>110 236</b>	<b>18 231</b>
762	Electrical repair shops -----	702	503 853	198 499	49 290	8 065
7622	Radio and television repair shops -----	208	(D)	(D)	(D)	GG
7623, 9	Other electrical and electronic repair shops -----	494	(D)	(D)	(D)	II
7623	Refrigeration and air-conditioning service and repair shops -----	87	(D)	(D)	(D)	GG
7629	Electrical and electronic repair shops, n.e.c. -----	407	(D)	(D)	(D)	II
763	Watch, clock, and jewelry repair -----	71	(D)	(D)	(D)	EE
764	Reupholstery and furniture repair -----	217	43 462	14 686	3 336	875
769	Miscellaneous repair and related services -----	1 345	(D)	(D)	(D)	II
7692	Welding repair -----	115	47 959	16 539	3 435	589
7694	Armature rewinding shops -----	80	(D)	(D)	(D)	GG
7699	Repair shops and related services, n.e.c. -----	1 150	(D)	(D)	(D)	II
7699 pt.	Farm machinery and equipment repair -----	26	(D)	(D)	(D)	BB
7699 pt.	Lawnmower and other small gasoline engine repair -----	75	(D)	(D)	(D)	EE
7699 pt.	Sewer and septic tank cleaning services -----	76	(D)	(D)	(D)	FF
7699 pt.	Other repair and related services, n.e.c. -----	973	(D)	(D)	(D)	II
<b>78, 79, 84</b>	<b>Amusement and recreation services, including motion pictures and museums -----</b>	<b>3 249</b>	<b>3 538 483</b>	<b>921 338</b>	<b>192 920</b>	<b>64 642</b>
781, 2	Motion picture production, distribution, and services -----	457	(D)	(D)	(D)	KK
7812 pt.	Motion picture production, except for television -----	168	(D)	(D)	(D)	FF
7812 pt.	Motion picture and tape production for television -----	95	(D)	(D)	(D)	FF
7819	Services allied to motion picture production -----	110	(D)	(D)	(D)	KK
7822 pt.	Motion picture film and tape distributors -----	60	512 043	28 265	6 909	1 023
7822 pt.	Motion picture film exchanges -----	40	330 890	18 229	4 408	564
7822 pt.	Video tape wholesalers -----	20	181 153	10 036	2 501	459
7822 pt.	Film and tape distribution for television -----	12	(D)	(D)	(D)	BB
7829	Services allied to motion picture distribution -----	12	(D)	(D)	(D)	BB
783	Motion picture theaters -----	162	202 309	35 851	8 528	3 036
7832	Motion picture theaters, except drive-in -----	147	195 987	34 580	8 443	2 932
7833	Drive-in motion picture theaters -----	15	6 322	1 271	85	104
784	Video tape rental -----	684	(D)	(D)	(D)	HH
792	Theatrical producers (except motion picture), bands, orchestras, and entertainers -----	336	(D)	(D)	(D)	GG
7922	Theatrical producers (except motion picture) and miscellaneous theatrical services -----	155	(D)	(D)	(D)	GG
7922 pt.	Producers of live theatrical productions -----	45	(D)	(D)	(D)	FF
7922 pt.	Producers of radio and television shows, except tape producers -----	19	26 037	8 325	1 847	85
7922 pt.	Artists' and entertainers' managers or agents, concert bureaus, booking agents -----	50	(D)	(D)	(D)	CC
7922 pt.	Other theatrical services -----	41	(D)	(D)	(D)	EE
7929	Bands, orchestras, actors, and other entertainers and entertainment groups -----	181	(D)	(D)	(D)	FF
7929 pt.	Dance groups and artists -----	5	(D)	(D)	(D)	BB
7929 pt.	Symphony orchestras, opera companies, and chamber music organizations -----	-	-	-	-	-
7929 pt.	Other music and entertainment presentations -----	176	81 210	21 004	3 865	798
7929 pt.	Other music groups and artists -----	82	(D)	(D)	(D)	EE
7929 pt.	Other entertainers and entertainment groups -----	94	(D)	(D)	(D)	EE
793	Bowling centers -----	225	121 241	34 341	9 246	3 607
79 ex. 792, 3, 84	Commercial sports and other amusement and recreation services, including museums -----	1 385	1 405 736	450 726	82 439	23 024
794	Commercial sports -----	138	(D)	(D)	(D)	HH
7941	Professional sports clubs, managers, promoters -----	44	205 938	170 352	26 260	1 477
7941 pt.	Baseball clubs -----	6	(D)	(D)	(D)	FF
7941 pt.	Football clubs -----	1	(D)	(D)	(D)	CC
7941 pt.	Other professional sports clubs -----	5	(D)	(D)	(D)	CC
7941 pt.	Managers and promoters -----	32	45 038	10 508	1 729	267
7948	Racing, including track operation -----	94	(D)	(D)	(D)	GG
7948 pt.	Auto racetrack operation -----	5	(D)	(D)	(D)	BB
7948 pt.	Horse racetrack operation -----	10	(D)	(D)	(D)	GG
7948 pt.	Dog racetrack operation -----	1	(D)	(D)	(D)	FF
7948 pt.	Racing stables and racing, n.e.c. -----	78	(D)	(D)	(D)	EE

**Table 7a. Summary Statistics for Firms Subject to Federal Income Tax for Metropolitan Areas: 1992—Con.**

[Includes only establishments with payroll. For meaning of abbreviations and symbols, see introductory text. For explanation of terms and comparability of 1987 and 1992 censuses, see appendix A. For definitions of CMSA's, MSA's, and PMSA's, see appendix D]

SIC code	Geographic area and kind of business or operation	Establishments (number)	Receipts (\$1,000)	Annual payroll (\$1,000)	First-quarter payroll (\$1,000)	Paid employees for pay period including March 12 (number)
<b>CHICAGO-GARY-KENOSHA, IL-IN-WI CMSA—Con.</b>						
<b>78, 79, 84</b>	<b>Amusement and recreation services, including motion pictures and museums—Con.</b>					
79 ex. 792, 3; 84	Commercial sports and other amusement and recreation services, including museums—Con.					
79 ex. 792, 3, 4; 84	Other amusement and recreation services, including museums	1 247	(D)	(D)	(D)	JJ
791	Dance studios, schools, and halls	107	(D)	(D)	(D)	FF
7991	Physical fitness facilities	262	179 309	48 259	12 197	5 289
7991 pt.	Physical fitness centers, except gymnasiums and athletic clubs	236	(D)	(D)	(D)	HH
7991 pt.	Gymnasiums and athletic clubs	26	(D)	(D)	(D)	GG
7992	Public golf courses	76	(D)	(D)	(D)	FF
7993	Coin-operated amusement devices	148	71 085	15 867	3 513	840
7996	Amusement parks	24	103 797	14 835	1 016	1 035
7997	Membership sports and recreation clubs	171	186 840	64 761	12 952	4 958
7999, 84	Amusement and recreation services, including museums, n.e.c.	459	(D)	(D)	(D)	II
7999 pt.	Concession operators of amusement devices and rides	20	4 190	739	71	30
7999 pt.	Carnivals, circuses, and fairs	16	(D)	(D)	(D)	BB
7999 pt.	Carnivals and circuses	14	(D)	(D)	(D)	BB
7999 pt., 84	Fairs	2	(D)	(D)	(D)	AA
7999 pt., 84	Other recreation and amusements, including museums	423	(D)	(D)	(D)	II
841	Museums, art galleries, and botanical and zoological gardens	11	2 425	468	101	32
841	Museums and art galleries	10	(D)	(D)	(D)	BB
842	Arboreta and botanical or zoological gardens	1	(D)	(D)	(D)	AA
7999 pt.	Roller skating rinks	30	9 252	2 210	607	443
7999 pt.	Ice skating rinks	8	3 502	1 073	296	154
7999 pt.	Other amusement and recreation services, n.e.c.	374	(D)	(D)	(D)	HH
<b>80</b>	<b>Health services</b>	<b>14 559</b>	<b>9 726 397</b>	<b>4 397 150</b>	<b>911 057</b>	<b>136 277</b>
801	Offices and clinics of doctors of medicine	6 893	4 832 983	2 480 382	472 950	42 682
8011 pt.	Offices of doctors of medicine	6 742	(D)	(D)	(D)	KK
8011 pt.	General medical clinics	151	(D)	(D)	(D)	HH
802	Offices and clinics of dentists	4 021	1 212 046	465 448	101 319	19 630
8021 pt.	Offices of dentists	3 998	(D)	(D)	(D)	JJ
8021 pt.	Dental clinics	23	(D)	(D)	(D)	CC
803	Offices and clinics of doctors of osteopathy	147	(D)	(D)	(D)	FF
8031 pt.	Offices of osteopathic physicians	140	56 114	27 134	4 681	690
8031 pt.	Osteopathic clinics	7	(D)	(D)	(D)	BB
804	Offices and clinics of other health practitioners	2 077	582 493	210 688	45 353	8 481
8041	Offices and clinics of chiropractors	629	137 345	39 659	8 710	2 054
8042	Offices and clinics of optometrists	487	(D)	(D)	(D)	GG
8043	Offices and clinics of podiatrists	344	(D)	(D)	(D)	GG
8049	Offices and clinics of health practitioners, n.e.c.	617	(D)	(D)	(D)	HH
805	Nursing and personal care facilities	328	1 156 148	473 472	112 231	32 809
8051	Skilled nursing care facilities	237	(D)	(D)	(D)	KK
8052	Intermediate care facilities	65	(D)	(D)	(D)	HH
8059	Nursing and personal care facilities, n.e.c.	26	(D)	(D)	(D)	GG
806	Hospitals	25	(D)	(D)	(D)	JJ
8062	General medical and surgical hospitals	7	(D)	(D)	(D)	II
8063, 9	Specialty hospitals	18	287 850	108 218	25 592	3 862
8063	Psychiatric hospitals	14	191 466	73 721	18 696	2 814
8069	Specialty hospitals, except psychiatric	4	96 384	34 497	6 896	1 048
807, 8, 9	Other health services	1 068	(D)	(D)	(D)	JJ
807	Medical and dental laboratories	518	(D)	(D)	(D)	II
8071	Medical laboratories	260	329 588	102 348	23 756	3 781
8072	Dental laboratories	258	(D)	(D)	(D)	GG
808	Home health care services	215	(D)	(D)	(D)	JJ
809	Miscellaneous health and allied services, n.e.c.	335	(D)	(D)	(D)	HH
8092	Kidney dialysis centers	30	53 270	16 132	3 635	636
8093	Specialty outpatient facilities, n.e.c.	177	(D)	(D)	(D)	GG
8099	Health and allied services, n.e.c.	128	(D)	(D)	(D)	GG
<b>81</b>	<b>Legal services</b>	<b>5 386</b>	<b>5 196 693</b>	<b>1 977 444</b>	<b>426 567</b>	<b>39 966</b>
<b>823, 4, 9</b>	<b>Selected educational services</b>	<b>524</b>	<b>278 191</b>	<b>98 409</b>	<b>23 605</b>	<b>4 604</b>
823	Libraries	2	(D)	(D)	(D)	AA
824	Vocational schools	167	(D)	(D)	(D)	GG
8243	Data processing schools	53	(D)	(D)	(D)	FF
8244	Business and secretarial schools	23	(D)	(D)	(D)	EE
8249	Vocational schools, n.e.c.	91	(D)	(D)	(D)	FF
829	Schools and educational services, n.e.c.	355	(D)	(D)	(D)	GG
<b>83</b>	<b>Social services</b>	<b>1 132</b>	<b>330 232</b>	<b>133 019</b>	<b>31 733</b>	<b>11 429</b>
835	Child day care services	734	148 413	66 510	16 002	7 533
832, 3, 6, 9	Other social services	398	181 819	66 509	15 731	3 896
832	Individual and family social services	225	76 639	27 276	6 152	1 592
833	Job training and vocational rehabilitation services	62	(D)	(D)	(D)	FF
836	Residential care	68	(D)	(D)	(D)	GG
839	Social services, n.e.c.	43	(D)	(D)	(D)	CC

**Table 7a. Summary Statistics for Firms Subject to Federal Income Tax for Metropolitan Areas: 1992—Con.**

[Includes only establishments with payroll. For meaning of abbreviations and symbols, see introductory text. For explanation of terms and comparability of 1987 and 1992 censuses, see appendix A. For definitions of CMSA's, MSA's, and PMSA's, see appendix D]

SIC code	Geographic area and kind of business or operation	Establishments (number)	Receipts (\$1,000)	Annual payroll (\$1,000)	First-quarter payroll (\$1,000)	Paid employees for pay period including March 12 (number)
<b>CHICAGO—GARY—KENOSHA, IL—IN—WI CMSA—Con.</b>						
<b>87 ex. 8733</b>	<b>Engineering, accounting, research, management, and related services (except noncommercial research organizations) -----</b>	<b>8 908</b>	<b>8 924 090</b>	<b>3 680 398</b>	<b>850 122</b>	<b>95 904</b>
871	Engineering, architectural, and surveying services -----	2 255	2 658 418	1 166 345	275 420	27 958
8711	Engineering services -----	1 339	2 090 712	917 000	219 920	21 238
8712	Architectural services -----	742	495 548	210 460	46 922	5 353
8713	Surveying services -----	174	72 158	38 885	8 578	1 367
872	Accounting, auditing, and bookkeeping services -----	2 700	2 005 212	834 088	203 450	23 503
873 ex. 8733	Research, development, and testing services (except noncommercial research organizations) -----	515	878 029	356 651	87 141	12 020
8731	Commercial physical and biological research -----	70	(D)	(D)	(D)	GG
8731 pt.	Commercial physical research -----	42	184 187	91 078	22 733	1 965
8731 pt.	Commercial medical and biological research -----	28	(D)	(D)	(D)	CC
8732	Commercial economic, sociological, and educational research -----	311	(D)	(D)	(D)	II
8734	Testing laboratories -----	134	184 267	66 469	15 651	2 171
874	Management and public relations services -----	3 438	3 382 431	1 323 314	284 111	32 423
8741	Management services -----	821	1 336 442	440 414	100 249	14 858
8742	Management consulting services -----	1 826	1 670 195	725 568	150 603	13 734
8743	Public relations services -----	250	(D)	(D)	(D)	GG
8744	Facilities support management services -----	16	(D)	(D)	(D)	CC
8748	Business consulting services, n.e.c. -----	525	(D)	(D)	(D)	GG
<b>89</b>	<b>Services, n.e.c. -----</b>	<b>517</b>	<b>306 899</b>	<b>118 118</b>	<b>21 270</b>	<b>2 382</b>
8999 pt.	Scientific and related consulting services, except environmental -----	103	(D)	(D)	(D)	EE
8999 pt.	Other services -----	414	(D)	(D)	(D)	GG
8999 pt.	Environmental consulting -----	105	(D)	(D)	(D)	GG
8999 pt.	Authors, composers, and other arts-related services -----	101	(D)	(D)	(D)	CC
8999 pt.	Other services, n.e.c. -----	208	(D)	(D)	(D)	EE
<b>Chicago, IL PMSA</b>						
<b>Total -----</b>		<b>57 148</b>	<b>47 761 587</b>	<b>18 028 865</b>	<b>4 046 015</b>	<b>685 069</b>
(See appropriate State for SIC detail.)						
<b>Gary, IN PMSA</b>						
<b>Total -----</b>		<b>3 675</b>	<b>1 882 317</b>	<b>767 250</b>	<b>165 309</b>	<b>35 878</b>
<b>70 ex. 704</b>	<b>Hotels, rooming houses, camps, and other lodging places (except membership lodging) -----</b>	<b>44</b>	<b>36 816</b>	<b>10 190</b>	<b>2 290</b>	<b>1 129</b>
7011	Hotels and motels -----	41	36 341	10 070	2 280	1 122
7011 pt.	Hotels -----	17	20 671	6 865	1 574	785
7011 pt.	Hotels, 25 guestrooms or more -----	11	20 284	6 744	1 546	754
7011 pt.	Hotels, less than 25 guestrooms -----	6	387	121	28	31
7011 pt.	Motels, motor hotels, and tourist courts -----	24	15 670	3 205	706	337
7011 pt.	Motels, tourist courts -----	20	11 901	2 286	524	255
7011 pt.	Motor hotels -----	4	3 769	919	182	82
702, 3	Other lodging places -----	3	475	120	10	7
702	Rooming and boarding houses -----	1	(D)	(D)	(D)	AA
703	Camps and recreational vehicle parks -----	2	(D)	(D)	(D)	AA
<b>72</b>	<b>Personal services -----</b>	<b>476</b>	<b>89 332</b>	<b>31 527</b>	<b>7 446</b>	<b>3 077</b>
721	Laundry, cleaning, and garment services -----	124	29 760	10 982	2 523	978
7211	Power laundries, family and commercial* -----	2	(D)	(D)	(D)	CC
7213	Linen supply* -----	7	(D)	(D)	(D)	BB
7215	Coin-operated laundries and drycleaning -----	43	5 075	1 200	261	181
7216	Drycleaning plants, except rug cleaning* -----	38	8 864	3 438	803	352
7217	Carpet and upholstery cleaning -----	20	2 443	836	145	50
7218	Industrial laundries* -----	3	(D)	(D)	(D)	CC
7212, 9	Other laundry, cleaning, and garment services* -----	11	(D)	(D)	(D)	BB
7212	Garment pressing, and agents for laundries and drycleaners -----	8	(D)	(D)	(D)	BB
7219	Laundry and garment services, n.e.c.* -----	3	(D)	(D)	(D)	AA
722	Photographic studios, portrait -----	23	4 870	1 188	236	109
723, 4	Beauty and barber shops -----	215	24 133	10 793	2 498	1 173
723	Beauty shops -----	212	(D)	(D)	(D)	GG
724	Barber shops -----	3	(D)	(D)	(D)	AA
725	Shoe repair shops and shoeshine parlors -----	7	461	140	29	13
726	Funeral service and crematories -----	51	20 378	5 371	1 165	225
729	Miscellaneous personal services -----	56	9 730	3 053	995	579
7291	Tax return preparation services -----	16	2 671	1 286	609	401
7299	Miscellaneous personal services, n.e.c. -----	40	7 059	1 767	386	178

**Table 7a. Summary Statistics for Firms Subject to Federal Income Tax for Metropolitan Areas: 1992 — Con.**

[Includes only establishments with payroll. For meaning of abbreviations and symbols, see introductory text. For explanation of terms and comparability of 1987 and 1992 censuses, see appendix A. For definitions of CMSA's, MSA's, and PMSA's, see appendix D]

SIC code	Geographic area and kind of business or operation	Establishments (number)	Receipts (\$1,000)	Annual payroll (\$1,000)	First-quarter payroll (\$1,000)	Paid employees for pay period including March 12 (number)
<b>CHICAGO-GARY-KENOSHA, IL-IN-WI CMSA—Con.</b>						
<b>Gary, IN PMSA —Con.</b>						
<b>73</b>	<b>Business services .....</b>	<b>508</b>	<b>402 630</b>	<b>192 478</b>	<b>45 344</b>	<b>11 711</b>
731	Advertising .....	19	21 477	3 412	775	112
7311	Advertising agencies .....	12	(D)	(D)	(D)	BB
7312	Outdoor advertising services .....	4	(D)	(D)	(D)	BB
7313	Radio, television, publishers' advertising representatives .....	2	(D)	(D)	(D)	AA
7319	Advertising, n.e.c. ....	1	(D)	(D)	(D)	AA
732	Consumer credit reporting agencies, mercantile reporting agencies, and adjustment and collection agencies .....	11	4 805	1 351	321	94
7322	Adjustment and collection services .....	10	(D)	(D)	(D)	BB
7323	Credit reporting services .....	1	(D)	(D)	(D)	BB
733	Mailing, reproduction, commercial art and photography, and stenographic services .....	39	12 475	5 020	1 094	291
7331	Direct mail advertising services .....	3	(D)	(D)	(D)	CC
7334	Photocopying and duplicating services .....	4	(D)	(D)	(D)	AA
7335, 6	Commercial photography, art, and graphics .....	18	4 279	1 274	238	60
7335	Commercial photography .....	6	1 268	295	55	20
7336	Commercial art and graphic design .....	12	3 011	979	183	40
7338	Secretarial and court reporting services .....	14	2 024	765	159	37
734	Services to dwellings and other buildings .....	132	67 874	31 963	7 293	2 105
7342	Disinfecting and pest control services .....	12	4 421	1 619	292	88
7349	Building cleaning and maintenance services, n.e.c. ....	120	63 453	30 344	7 001	2 017
735	Miscellaneous equipment rental and leasing .....	54	55 156	17 509	3 967	592
7352	Medical equipment rental and leasing .....	5	5 472	1 207	316	61
7353	Heavy construction equipment rental and leasing .....	14	23 337	7 609	1 524	242
7359	Equipment rental and leasing, n.e.c. ....	35	26 347	8 693	2 127	289
736	Personnel supply services .....	55	97 833	71 498	16 317	4 539
7361	Employment agencies .....	15	3 857	2 675	689	96
7363	Help supply services .....	40	93 976	68 823	15 628	4 443
7363 pt.	Temporary help supply .....	20	52 682	38 424	8 580	2 506
7363 pt.	Help supply, except temporary .....	20	41 294	30 399	7 048	1 937
737	Computer programming, data processing, and other computer related services .....	69	40 621	18 224	5 523	824
7371, 2, 3	Computer programming, prepackaged software, and integrated systems .....	38	18 460	9 441	2 398	252
7371	Computer programming services .....	20	12 666	7 708	1 937	186
7372	Prepackaged software .....	8	2 712	529	129	22
7373	Computer integrated systems .....	10	3 082	1 204	332	44
7374, 5, 6	Data processing services .....	13	19 738	7 151	2 757	521
7374, 5	Computer processing, information retrieval .....	12	(D)	(D)	(D)	EE
7376	Computer facilities management services .....	1	(D)	(D)	(D)	BB
7377, 8, 9	Computer rental and leasing, maintenance, and related services, n.e.c. ....	18	2 423	1 632	368	51
7377	Computer rental and leasing .....	—	—	—	—	—
7378	Computer maintenance and repair .....	5	974	667	165	24
7379	Computer related services, n.e.c. ....	13	1 449	965	203	27
738	Miscellaneous business services .....	129	102 389	43 501	10 054	3 154
7381, 2	Detective agencies and protective services .....	34	25 543	16 337	3 981	1 603
7381	Detective, guard, and armored car services .....	31	(D)	(D)	(D)	GG
7382	Security systems services .....	3	(D)	(D)	(D)	AA
7383	News syndicates .....	—	—	—	—	—
7384	Photofinishing laboratories* .....	12	(D)	(D)	(D)	EE
7389	Business services, n.e.c. ....	83	(D)	(D)	(D)	GG
7389 pt.	Sign painting shops .....	7	1 166	383	76	20
7389 pt.	Interior designing .....	6	1 640	214	44	11
7389 pt.	Telephone answering services .....	8	(D)	(D)	(D)	BB
7389 pt.	Other business services .....	62	51 237	18 430	4 289	1 120
<b>75</b>	<b>Automotive repair, services, and parking .....</b>	<b>434</b>	<b>150 648</b>	<b>40 318</b>	<b>9 302</b>	<b>2 280</b>
751	Automotive rental and leasing, without drivers .....	24	(D)	(D)	(D)	CC
7513	Truck rental and leasing, without drivers .....	14	(D)	(D)	(D)	BB
7514, 5	Passenger car rental and leasing .....	9	18 933	3 141	647	90
7514	Passenger car rental .....	8	(D)	(D)	(D)	BB
7515	Passenger car leasing .....	1	(D)	(D)	(D)	BB
7519	Utility trailer and recreational vehicle rental .....	1	(D)	(D)	(D)	AA
752	Automobile parking .....	3	(D)	(D)	(D)	BB
753	Automotive repair shops .....	325	97 715	27 969	6 574	1 441
7532	Top, body, and upholstery repair shops and paint shops .....	96	31 659	10 123	2 414	474
7532 pt.	Top and body repair shops .....	86	29 485	9 465	2 270	445
7532 pt.	Paint shops .....	10	2 174	658	144	29
7538	General automotive repair shops .....	139	35 795	10 146	2 451	572
7538 pt.	General automotive repair shops, except diesel .....	118	28 826	8 079	1 951	445
7538 pt.	Diesel repair shops .....	21	6 969	2 067	500	127
7533, 4, 6, 7, 9	Other automotive repair shops .....	90	30 261	7 700	1 709	395
7533	Automotive exhaust system repair shops .....	30	14 455	3 529	851	189
7534	Tire retreading and repair shops .....	6	2 850	878	50	17
7536	Automotive glass replacement shops .....	8	3 062	716	192	45
7537	Automotive transmission repair shops .....	26	5 066	1 382	337	74
7539	Automotive repair shops, n.e.c. ....	20	4 828	1 195	279	70
7539 pt.	Radiator repair .....	6	(D)	(D)	(D)	AA
7539 pt.	Brake, front end, and wheel alignment .....	6	1 858	407	92	28
7539 pt.	Automotive electrical and fuel system services .....	7	1 804	514	123	28
7539 pt.	Other automotive repair shops, n.e.c. ....	1	(D)	(D)	(D)	AA
754	Automotive services, except repair .....	82	23 504	6 835	1 618	661
7542	Carwashes .....	42	10 099	3 023	721	369
7549	Automotive services, except repair and carwashes .....	40	13 405	3 812	897	292



**Table 7a. Summary Statistics for Firms Subject to Federal Income Tax for Metropolitan Areas: 1992—Con.**

[Includes only establishments with payroll. For meaning of abbreviations and symbols, see introductory text. For explanation of terms and comparability of 1987 and 1992 censuses, see appendix A. For definitions of CMSA's, MSA's, and PMSA's, see appendix D]

SIC code	Geographic area and kind of business or operation	Establishments (number)	Receipts (\$1,000)	Annual payroll (\$1,000)	First-quarter payroll (\$1,000)	Paid employees for pay period including March 12 (number)
<b>CHICAGO-GARY-KENOSHA, IL-IN-WI CMSA—Con.</b>						
<b>Gary, IN PMSA —Con.</b>						
<b>76</b>	<b>Miscellaneous repair services -----</b>	<b>170</b>	<b>96 303</b>	<b>31 007</b>	<b>7 487</b>	<b>1 366</b>
762	Electrical repair shops -----	43	18 011	7 206	1 841	416
7622	Radio and television repair shops -----	13	1 656	588	143	72
7623, 9	Other electrical and electronic repair shops -----	30	16 355	6 618	1 698	344
7623	Refrigeration and air-conditioning service and repair shops -----	6	1 652	477	118	26
7629	Electrical and electronic repair shops, n.e.c. -----	24	14 703	6 141	1 580	318
763	Watch, clock, and jewelry repair -----	2	(D)	(D)	(D)	AA
764	Reupholstery and furniture repair -----	10	(D)	(D)	(D)	BB
769	Miscellaneous repair and related services -----	115	77 195	23 420	5 561	917
7692	Welding repair -----	8	1 217	399	101	30
7694	Armature rewinding shops -----	9	6 869	2 131	493	96
7699	Repair shops and related services, n.e.c. -----	98	69 109	20 890	4 967	791
<b>78, 79, 84</b>	<b>Amusement and recreation services, including motion pictures and museums -----</b>	<b>204</b>	<b>86 542</b>	<b>19 515</b>	<b>4 378</b>	<b>1 935</b>
781, 2	Motion picture production, distribution, and services -----	5	(D)	(D)	(D)	AA
783	Motion picture theaters -----	12	(D)	(D)	(D)	CC
7832	Motion picture theaters, except drive-in -----	10	(D)	(D)	(D)	CC
7833	Drive-in motion picture theaters -----	2	(D)	(D)	(D)	AA
784	Video tape rental -----	71	13 909	2 848	738	347
792	Theatrical producers (except motion picture), bands, orchestras, and entertainers -----	13	10 308	1 039	190	101
7922	Theatrical producers (except motion picture) and miscellaneous theatrical services -----	2	(D)	(D)	(D)	BB
7929	Bands, orchestras, actors, and other entertainers and entertainment groups -----	11	(D)	(D)	(D)	BB
793	Bowling centers -----	22	10 332	2 713	781	341
79 ex. 792, 3, 84	Commercial sports and other amusement and recreation services, including museums -----	81	40 765	10 912	2 222	953
794	Commercial sports -----	5	(D)	(D)	(D)	BB
7941	Professional sports clubs, managers, promoters -----	1	(D)	(D)	(D)	AA
7948	Racing, including track operation -----	4	(D)	(D)	(D)	BB
79 ex. 792, 3, 4; 84	Other amusement and recreation services, including museums -----	76	(D)	(D)	(D)	FF
791	Dance studios, schools, and halls -----	9	570	146	43	25
7991	Physical fitness facilities -----	16	7 546	2 507	624	289
7992	Public golf courses -----	9	3 885	1 258	170	105
7993	Coin-operated amusement devices -----	6	4 084	528	126	36
7996	Amusement parks -----	3	(D)	(D)	(D)	BB
7997	Membership sports and recreation clubs -----	10	8 217	2 934	540	244
7999, 84	Amusement and recreation services, including museums, n.e.c. -----	23	(D)	(D)	(D)	CC
7999 pt.	Concession operators of amusement devices and rides -----	—	—	—	—	—
7999 pt.	Carnivals, circuses, and fairs -----	1	(D)	(D)	(D)	AA
7999 pt., 84	Other recreation and amusements, including museums -----	22	(D)	(D)	(D)	CC
<b>80</b>	<b>Health services -----</b>	<b>1 078</b>	<b>663 340</b>	<b>314 351</b>	<b>60 855</b>	<b>9 044</b>
801	Offices and clinics of doctors of medicine -----	543	396 398	203 485	36 667	3 516
8011 pt.	Offices of doctors of medicine -----	535	388 988	201 096	36 152	3 441
8011 pt.	General medical clinics -----	8	7 410	2 389	515	75
802	Offices and clinics of dentists -----	229	77 512	29 328	6 433	1 324
803	Offices and clinics of doctors of osteopathy -----	28	15 851	7 603	1 279	192
804	Offices and clinics of other health practitioners -----	163	48 463	18 572	3 774	708
8041	Offices and clinics of chiropractors -----	45	11 793	3 277	687	139
8042	Offices and clinics of optometrists -----	47	17 677	7 231	1 547	235
8043	Offices and clinics of podiatrists -----	27	5 735	2 084	296	81
8049	Offices and clinics of health practitioners, n.e.c. -----	44	13 258	5 980	1 244	253
805	Nursing and personal care facilities -----	33	73 389	33 902	7 841	2 165
8051	Skilled nursing care facilities -----	21	64 780	29 695	6 840	1 842
8052	Intermediate care facilities -----	11	(D)	(D)	(D)	EE
8059	Nursing and personal care facilities, n.e.c. -----	1	(D)	(D)	(D)	BB
806	Hospitals -----	1	(D)	(D)	(D)	CC
8062	General medical and surgical hospitals -----	—	—	—	—	—
8063, 9	Specialty hospitals -----	1	(D)	(D)	(D)	CC
807, 8, 9	Other health services -----	81	(D)	(D)	(D)	GG
807	Medical and dental laboratories -----	42	10 946	3 373	812	200
8071	Medical laboratories -----	22	6 177	1 706	424	107
8072	Dental laboratories -----	20	4 769	1 667	388	93
808	Home health care services -----	14	14 711	7 811	1 703	461
809	Miscellaneous health and allied services, n.e.c. -----	25	(D)	(D)	(D)	EE
8092	Kidney dialysis centers -----	—	—	—	—	—
8093	Specialty outpatient facilities, n.e.c. -----	15	12 874	6 274	1 324	228
8099	Health and allied services, n.e.c. -----	10	(D)	(D)	(D)	CC
<b>81</b>	<b>Legal services -----</b>	<b>308</b>	<b>110 443</b>	<b>36 156</b>	<b>7 258</b>	<b>1 349</b>
<b>823, 4, 9</b>	<b>Selected educational services -----</b>	<b>29</b>	<b>14 767</b>	<b>5 198</b>	<b>1 193</b>	<b>419</b>
823	Libraries -----	1	(D)	(D)	(D)	AA
824	Vocational schools -----	9	8 223	2 778	631	248
829	Schools and educational services, n.e.c. -----	19	(D)	(D)	(D)	CC

**Table 7a. Summary Statistics for Firms Subject to Federal Income Tax for Metropolitan Areas: 1992 — Con.**

[Includes only establishments with payroll. For meaning of abbreviations and symbols, see introductory text. For explanation of terms and comparability of 1987 and 1992 censuses, see appendix A. For definitions of CMSA's, MSA's, and PMSA's, see appendix D]

SIC code	Geographic area and kind of business or operation	Establishments (number)	Receipts (\$1,000)	Annual payroll (\$1,000)	First-quarter payroll (\$1,000)	Paid employees for pay period including March 12 (number)
<b>CHICAGO-GARY-KENOSHA, IL-IN-WI CMSA—Con.</b>						
<b>Gary, IN PMSA —Con.</b>						
<b>83</b>	<b>Social services</b> .....	<b>81</b>	<b>11 092</b>	<b>4 335</b>	<b>1 079</b>	<b>672</b>
835	Child day care services .....	55	5 326	2 450	618	413
832, 3, 6, 9	Other social services .....	26	5 766	1 885	461	259
<b>87 ex. 8733</b>	<b>Engineering, accounting, research, management, and related services (except noncommercial research organizations)</b> .....	<b>328</b>	<b>214 053</b>	<b>80 403</b>	<b>18 342</b>	<b>2 840</b>
871	Engineering, architectural, and surveying services .....	106	130 520	48 724	10 658	1 381
8711	Engineering services .....	73	115 556	41 141	8 996	1 161
8712	Architectural services .....	20	8 454	4 161	838	105
8713	Surveying services .....	13	6 510	3 422	824	115
872	Accounting, auditing, and bookkeeping services .....	134	36 898	15 385	3 776	833
873 ex. 8733	Research, development, and testing services (except noncommercial research organizations) .....	16	13 849	4 919	1 183	216
8731	Commercial physical and biological research .....	1	(D)	(D)	(D)	AA
8732	Commercial economic, sociological, and educational research .....	5	(D)	(D)	(D)	BB
8734	Testing laboratories .....	10	13 237	4 727	1 147	183
874	Management and public relations services .....	72	32 786	11 375	2 725	410
8741	Management services .....	30	18 181	6 278	1 663	236
8742	Management consulting services .....	29	11 381	3 316	702	94
8743	Public relations services .....	2	(D)	(D)	(D)	AA
8744	Facilities support management services .....	2	(D)	(D)	(D)	BB
8748	Business consulting services, n.e.c. ....	9	1 175	509	93	12
<b>89</b>	<b>Services, n.e.c.</b> .....	<b>15</b>	<b>6 351</b>	<b>1 772</b>	<b>335</b>	<b>56</b>
<b>Kankakee, IL PMSA</b>						
<b>Total</b> .....		<b>572</b>	<b>551 885</b>	<b>385 483</b>	<b>69 452</b>	<b>13 198</b>
(See appropriate State for SIC detail.)						
<b>Kenosha, WI PMSA</b>						
<b>Total</b> .....		<b>781</b>	<b>288 149</b>	<b>108 133</b>	<b>23 620</b>	<b>6 066</b>
(See appropriate State for SIC detail.)						
<b>CINCINNATI-HAMILTON, OH-KY-IN CMSA</b>						
<b>Total</b> .....		<b>12 212</b>	<b>8 570 366</b>	<b>3 345 948</b>	<b>744 150</b>	<b>149 242</b>
<b>70 ex. 704</b>	<b>Hotels, rooming houses, camps, and other lodging places (except membership lodging)</b> .....	<b>195</b>	<b>(D)</b>	<b>(D)</b>	<b>(D)</b>	<b>II</b>
7011	Hotels and motels .....	173	366 386	104 750	24 854	8 906
7011 pt.	Hotels .....	80	298 177	86 809	20 579	7 367
7011 pt.	Hotels, 25 guestrooms or more .....	73	(D)	(D)	(D)	II
7011 pt.	Hotels, less than 25 guestrooms .....	7	(D)	(D)	(D)	BB
7011 pt.	Motels, motor hotels, and tourist courts .....	93	68 209	17 941	4 275	1 539
7011 pt.	Motels, tourist courts .....	86	(D)	(D)	(D)	GG
7011 pt.	Motor hotels .....	7	(D)	(D)	(D)	CC
702, 3	Other lodging places .....	22	(D)	(D)	(D)	BB
702	Rooming and boarding houses .....	5	661	162	39	21
703	Camps and recreational vehicle parks .....	17	(D)	(D)	(D)	BB
7032	Sporting and recreational camps .....	3	239	22	1	6
7033	Recreational vehicle parks and campsites .....	14	(D)	(D)	(D)	BB
<b>72</b>	<b>Personal services</b> .....	<b>1 531</b>	<b>368 258</b>	<b>125 131</b>	<b>28 952</b>	<b>10 015</b>
721	Laundry, cleaning, and garment services .....	425	164 652	50 674	11 218	3 690
7211	Power laundries, family and commercial* .....	11	(D)	(D)	(D)	CC
7213	Linen supply* .....	8	(D)	(D)	(D)	CC
7215	Coin-operated laundries and drycleaning .....	89	15 962	3 086	740	317
7215 pt.	Coin-operated laundries and drycleaning stores .....	86	(D)	(D)	(D)	EE
7215 pt.	Coin-operated laundry routes .....	3	(D)	(D)	(D)	BB
7216	Drycleaning plants, except rug cleaning* .....	185	44 464	18 346	4 310	1 670
7217	Carpet and upholstery cleaning .....	69	15 164	5 337	1 074	385
7218	Industrial launderers* .....	14	(D)	(D)	(D)	FF
7212, 9	Other laundry, cleaning, and garment services* .....	49	(D)	(D)	(D)	CC
7212	Garment pressing, and agents for laundries and drycleaners .....	24	(D)	(D)	(D)	CC
7219	Laundry and garment services, n.e.c.* .....	25	(D)	(D)	(D)	CC
722	Photographic studios, portrait .....	107	25 978	7 015	1 411	511
723, 4	Beauty and barber shops .....	665	84 655	40 309	9 443	3 330
723	Beauty shops .....	620	80 493	38 588	9 036	3 222
724	Barber shops .....	45	4 162	1 721	407	108
725	Shoe repair shops and shoeshine parlors .....	24	(D)	(D)	(D)	BB
726	Funeral service and crematories .....	132	58 496	15 825	3 688	639
729	Miscellaneous personal services .....	178	(D)	(D)	(D)	GG
7291	Tax return preparation services .....	40	(D)	(D)	(D)	GG
7299	Miscellaneous personal services, n.e.c. ....	138	(D)	(D)	(D)	FF
7299 pt.	Massage parlors, tanning salons, and saunas .....	42	(D)	(D)	(D)	CC
7299 pt.	Other personal services .....	96	22 206	6 520	1 420	563
7299 pt.	Diet and weight reducing services .....	23	(D)	(D)	(D)	CC
7299 pt.	Formal wear rental .....	18	2 385	605	130	52
7299 pt.	Other personal services, n.e.c. ....	55	(D)	(D)	(D)	EE

**Table 7a. Summary Statistics for Firms Subject to Federal Income Tax for Metropolitan Areas: 1992 — Con.**

[Includes only establishments with payroll. For meaning of abbreviations and symbols, see introductory text. For explanation of terms and comparability of 1987 and 1992 censuses, see appendix A. For definitions of CMSA's, MSA's, and PMSA's, see appendix D]

SIC code	Geographic area and kind of business or operation	Establishments (number)	Receipts (\$1,000)	Annual payroll (\$1,000)	First-quarter payroll (\$1,000)	Paid employees for pay period including March 12 (number)
<b>CINCINNATI-HAMILTON, OH-KY-IN CMSA — Con.</b>						
<b>73</b>	<b>Business services -----</b>	<b>2 071</b>	<b>2 307 492</b>	<b>857 725</b>	<b>209 786</b>	<b>46 152</b>
731	Advertising -----	133	127 436	46 491	10 480	2 114
7311	Advertising agencies -----	111	(D)	(D)	(D)	GG
7312	Outdoor advertising services -----	4	(D)	(D)	(D)	BB
7313	Radio, television, publishers' advertising representatives -----	10	(D)	(D)	(D)	BB
7313 pt.	Radio, television advertising representatives -----	6	(D)	(D)	(D)	BB
7313 pt.	Publishers' advertising representatives -----	4	(D)	(D)	(D)	AA
7319	Advertising, n.e.c. -----	8	(D)	(D)	(D)	FF
732	Consumer credit reporting agencies, mercantile reporting agencies, and adjustment and collection agencies -----	37	57 263	15 678	3 672	678
7322	Adjustment and collection services -----	31	31 209	12 689	2 874	548
7323	Credit reporting services -----	6	26 054	2 989	798	130
733	Mailing, reproduction, commercial art and photography, and stenographic services -----	236	198 788	57 934	13 155	2 148
7331	Direct mail advertising services -----	23	(D)	(D)	(D)	FF
7331 pt.	Mailing list compilers, brokers, and managers -----	2	(D)	(D)	(D)	BB
7331 pt.	Direct mail advertising services, except mailing list services -----	21	(D)	(D)	(D)	FF
7334	Photocopying and duplicating services -----	24	(D)	(D)	(D)	EE
7334 pt.	Blueprinting and photocopying services -----	22	(D)	(D)	(D)	EE
7334 pt.	Duplicating services, except printing and photocopying -----	2	(D)	(D)	(D)	AA
7335, 6	Commercial photography, art, and graphics -----	147	(D)	(D)	(D)	FF
7335	Commercial photography -----	34	10 674	3 698	765	168
7336	Commercial art and graphic design -----	113	(D)	(D)	(D)	FF
7336 pt.	Commercial art -----	36	13 709	5 384	1 182	128
7336 pt.	Graphic arts and related design -----	77	(D)	(D)	(D)	FF
7338	Secretarial and court reporting services -----	42	(D)	(D)	(D)	CC
734	Services to dwellings and other buildings -----	398	154 936	84 487	19 623	9 042
7342	Disinfecting and pest control services -----	47	23 228	8 838	1 833	423
7349	Building cleaning and maintenance services, n.e.c. -----	351	131 708	75 649	17 790	8 619
735	Miscellaneous equipment rental and leasing -----	185	161 089	41 046	9 507	1 759
7352	Medical equipment rental and leasing -----	23	26 876	6 831	1 825	327
7353	Heavy construction equipment rental and leasing -----	20	30 723	9 746	2 166	253
7353 pt.	Rental and leasing of heavy construction equipment without operators -----	16	29 163	9 269	2 076	245
7353 pt.	Rental and leasing of heavy construction equipment with operators -----	4	1 560	477	90	8
7359	Equipment rental and leasing, n.e.c. -----	142	103 490	24 469	5 516	1 179
7359 pt.	Equipment rental -----	130	(D)	(D)	(D)	FF
7359 pt.	Rent-to-own -----	51	(D)	(D)	(D)	EE
7359 pt.	Equipment rental, except rent-to-own -----	79	68 433	16 994	3 862	717
7359 pt.	Equipment leasing, except finance leasing -----	12	(D)	(D)	(D)	CC
736	Personnel supply services -----	243	274 828	187 751	41 556	14 580
7361	Employment agencies -----	75	(D)	(D)	(D)	FF
7363	Help supply services -----	168	(D)	(D)	(D)	JJ
7363 pt.	Temporary help supply -----	148	(D)	(D)	(D)	JJ
7363 pt.	Help supply, except temporary -----	20	(D)	(D)	(D)	FF
7363 pt.	Employee leasing -----	11	(D)	(D)	(D)	CC
7363 pt.	Other help supply services -----	9	10 940	7 724	1 830	351
737	Computer programming, data processing, and other computer related services -----	390	973 809	300 910	82 856	7 316
7371, 2, 3	Computer programming, prepackaged software, and integrated systems -----	236	682 567	219 186	61 246	4 776
7371	Computer programming services -----	143	(D)	(D)	(D)	GG
7372	Prepackaged software -----	48	428 221	101 850	31 797	1 841
7373	Computer integrated systems -----	45	(D)	(D)	(D)	FF
7374, 5, 6	Data processing services -----	62	(D)	(D)	(D)	GG
7374, 5	Computer processing, information retrieval -----	55	(D)	(D)	(D)	GG
7374	Computer processing and data preparation and processing services -----	50	(D)	(D)	(D)	GG
7375	Information retrieval services -----	5	6 167	2 146	541	99
7376	Computer facilities management services -----	7	(D)	(D)	(D)	CC
7377, 8, 9	Computer rental and leasing, maintenance, and related services, n.e.c. -----	92	(D)	(D)	(D)	FF
7377	Computer rental and leasing -----	9	(D)	(D)	(D)	BB
7378	Computer maintenance and repair -----	31	(D)	(D)	(D)	FF
7379	Computer related services, n.e.c. -----	52	(D)	(D)	(D)	EE
7379 pt.	Computer consultants -----	39	(D)	(D)	(D)	CC
7379 pt.	Miscellaneous computer services, n.e.c. -----	13	10 331	3 689	959	111
738	Miscellaneous business services -----	449	359 343	123 428	28 937	8 515
7381, 2	Detective agencies and protective services -----	88	(D)	(D)	(D)	HH
7381	Detective, guard, and armored car services -----	68	(D)	(D)	(D)	HH
7381 pt.	Detective agencies and guard services -----	63	(D)	(D)	(D)	HH
7381 pt.	Armored car services -----	5	(D)	(D)	(D)	CC
7382	Security systems services -----	20	(D)	(D)	(D)	EE
7383	News syndicates -----	1	(D)	(D)	(D)	AA
7384	Photofinishing laboratories* -----	36	(D)	(D)	(D)	EE
7384 pt.	Photofinishing laboratories, except "one-hour" (mini) labs* -----	22	(D)	(D)	(D)	EE
7384 pt.	One-hour (mini) photofinishing* -----	14	3 031	622	151	65
7389	Business services, n.e.c. -----	324	(D)	(D)	(D)	HH
7389 pt.	Sign painting shops -----	13	(D)	(D)	(D)	BB
7389 pt.	Interior designing -----	49	(D)	(D)	(D)	CC
7389 pt.	Telephone answering services -----	18	(D)	(D)	(D)	CC
7389 pt.	Other business services -----	244	(D)	(D)	(D)	HH
7389 pt.	Water softening and conditioning services -----	9	(D)	(D)	(D)	BB
7389 pt.	Packaging and labeling services -----	24	(D)	(D)	(D)	FF
7389 pt.	Trading stamp services -----	-	-	-	-	-
7389 pt.	Miscellaneous business services -----	211	(D)	(D)	(D)	HH
7389 pt.	Convention and trade show services -----	20	23 287	5 588	1 182	185
7389 pt.	Private mail centers -----	10	4 292	838	187	59
7389 pt.	Miscellaneous business services, n.e.c. -----	181	(D)	(D)	(D)	HH

**Table 7a. Summary Statistics for Firms Subject to Federal Income Tax for Metropolitan Areas: 1992 — Con.**

[Includes only establishments with payroll. For meaning of abbreviations and symbols, see introductory text. For explanation of terms and comparability of 1987 and 1992 censuses, see appendix A. For definitions of CMSA's, MSA's, and PMSA's, see appendix D]

SIC code	Geographic area and kind of business or operation	Establishments (number)	Receipts (\$1,000)	Annual payroll (\$1,000)	First-quarter payroll (\$1,000)	Paid employees for pay period including March 12 (number)
<b>CINCINNATI-HAMILTON, OH-KY-IN CMSA — Con.</b>						
<b>75</b>	<b>Automotive repair, services, and parking</b>	<b>1 208</b>	<b>615 660</b>	<b>125 204</b>	<b>30 074</b>	<b>7 293</b>
751	Automotive rental and leasing, without drivers	80	251 258	28 624	6 986	1 413
7513	Truck rental and leasing, without drivers	38	(D)	(D)	(D)	EE
7513 pt.	Truck rental, without drivers	18	(D)	(D)	(D)	CC
7513 pt.	Truck leasing, except finance leasing	20	(D)	(D)	(D)	CC
7514, 5	Passenger car rental and leasing	41	(D)	(D)	(D)	GG
7514	Passenger car rental	31	(D)	(D)	(D)	FF
7515	Passenger car leasing	10	(D)	(D)	(D)	CC
7519	Utility trailer and recreational vehicle rental	1	(D)	(D)	(D)	AA
752	Automobile parking	102	36 932	5 332	1 267	507
7521 pt.	Parking lots	81	19 023	3 208	741	361
7521 pt.	Parking structures	21	17 909	2 124	526	146
753	Automotive repair shops	851	284 571	77 698	18 430	3 801
7532	Top, body, and upholstery repair shops and paint shops	226	72 483	21 579	5 105	1 081
7532 pt.	Top and body repair shops	208	(D)	(D)	(D)	FF
7532 pt.	Paint shops	18	(D)	(D)	(D)	BB
7538	General automotive repair shops	432	137 292	36 004	8 505	1 822
7538 pt.	General automotive repair shops, except diesel	395	(D)	(D)	(D)	GG
7538 pt.	Diesel repair shops	37	(D)	(D)	(D)	CC
7533, 4, 6, 7, 9	Other automotive repair shops	193	74 796	20 115	4 820	898
7533	Automotive exhaust system repair shops	49	25 530	6 750	1 411	283
7534	Tire retreading and repair shops	9	(D)	(D)	(D)	BB
7536	Automotive glass replacement shops	29	(D)	(D)	(D)	CC
7537	Automotive transmission repair shops	40	8 860	2 619	633	129
7539	Automotive repair shops, n.e.c.	66	(D)	(D)	(D)	CC
7539 pt.	Radiator repair	22	4 459	866	212	57
7539 pt.	Brake, front end, and wheel alignment	18	(D)	(D)	(D)	BB
7539 pt.	Automotive electrical and fuel system services	16	(D)	(D)	(D)	BB
7539 pt.	Carburetor repair shops	10	(D)	(D)	(D)	BB
7539 pt.	Automotive electrical repair shops	6	(D)	(D)	(D)	BB
7539 pt.	Other automotive repair shops, n.e.c.	10	(D)	(D)	(D)	BB
754	Automotive services, except repair	175	42 899	13 550	3 391	1 572
7542	Carwashes	89	16 330	5 330	1 407	691
7549	Automotive services, except repair and carwashes	86	26 569	8 220	1 984	881
7549 pt.	Lubrication shops	46	13 080	3 575	949	596
7549 pt.	Other automotive services	40	13 489	4 645	1 035	285
7549 pt.	Towing services	29	(D)	(D)	(D)	CC
7549 pt.	Other automotive services, n.e.c.	11	(D)	(D)	(D)	BB
<b>76</b>	<b>Miscellaneous repair services</b>	<b>466</b>	<b>267 453</b>	<b>84 296</b>	<b>20 854</b>	<b>3 524</b>
762	Electrical repair shops	118	75 702	27 648	6 749	1 196
7622	Radio and television repair shops	40	18 177	8 296	2 047	308
7623, 9	Other electrical and electronic repair shops	78	57 525	19 352	4 702	888
7623	Refrigeration and air-conditioning service and repair shops	15	(D)	(D)	(D)	CC
7629	Electrical and electronic repair shops, n.e.c.	63	(D)	(D)	(D)	FF
763	Watch, clock, and jewelry repair	11	(D)	(D)	(D)	CC
764	Reupholstery and furniture repair	64	6 984	2 146	533	167
769	Miscellaneous repair and related services	273	(D)	(D)	(D)	GG
7692	Welding repair	30	(D)	(D)	(D)	CC
7694	Armature rewinding shops	18	(D)	(D)	(D)	EE
7699	Repair shops and related services, n.e.c.	225	(D)	(D)	(D)	GG
7699 pt.	Farm machinery and equipment repair	6	(D)	(D)	(D)	AA
7699 pt.	Lawnmower and other small gasoline engine repair	15	(D)	(D)	(D)	BB
7699 pt.	Sewer and septic tank cleaning services	16	(D)	(D)	(D)	CC
7699 pt.	Other repair and related services, n.e.c.	188	(D)	(D)	(D)	GG
<b>78, 79, 84</b>	<b>Amusement and recreation services, including motion pictures and museums</b>	<b>720</b>	<b>633 834</b>	<b>233 788</b>	<b>37 375</b>	<b>11 901</b>
781, 2	Motion picture production, distribution, and services	72	(D)	(D)	(D)	HH
7812 pt.	Motion picture production, except for television	26	(D)	(D)	(D)	CC
7812 pt.	Motion picture and tape production for television	20	(D)	(D)	(D)	GG
7819	Services allied to motion picture production	18	(D)	(D)	(D)	EE
7822 pt.	Motion picture film and tape distributors	4	(D)	(D)	(D)	CC
7822 pt.	Motion picture film exchanges	3	755	133	25	12
7822 pt.	Video tape wholesalers	1	(D)	(D)	(D)	CC
7822 pt.	Film and tape distribution for television	—	—	—	—	—
7829	Services allied to motion picture distribution	4	1 906	798	124	23
783	Motion picture theaters	37	80 829	4 264	883	545
7832	Motion picture theaters, except drive-in	34	(D)	(D)	(D)	FF
7833	Drive-in motion picture theaters	3	(D)	(D)	(D)	AA
784	Video tape rental	148	32 763	5 606	1 437	878
792	Theatrical producers (except motion picture), bands, orchestras, and entertainers	33	(D)	(D)	(D)	EE
7922	Theatrical producers (except motion picture) and miscellaneous theatrical services	23	(D)	(D)	(D)	EE
7922 pt.	Producers of live theatrical productions	6	746	407	69	193
7922 pt.	Producers of radio and television shows, except tape producers	1	(D)	(D)	(D)	AA
7922 pt.	Artists' and entertainers' managers or agents, concert bureaus, booking agents	10	(D)	(D)	(D)	AA
7922 pt.	Other theatrical services	6	(D)	(D)	(D)	BB
7929	Bands, orchestras, actors, and other entertainers and entertainment groups	10	(D)	(D)	(D)	BB
7929 pt.	Dance groups and artists	—	—	—	—	—
7929 pt.	Symphony orchestras, opera companies, and chamber music organizations	—	—	—	—	—
7929 pt.	Other music and entertainment presentations	10	(D)	(D)	(D)	BB
7929 pt.	Other music groups and artists	3	(D)	(D)	(D)	AA
7929 pt.	Other entertainers and entertainment groups	7	(D)	(D)	(D)	BB

**Table 7a. Summary Statistics for Firms Subject to Federal Income Tax for Metropolitan Areas: 1992 — Con.**

[Includes only establishments with payroll. For meaning of abbreviations and symbols, see introductory text. For explanation of terms and comparability of 1987 and 1992 censuses, see appendix A. For definitions of CMSA's, MSA's, and PMSA's, see appendix D]

SIC code	Geographic area and kind of business or operation	Establishments (number)	Receipts (\$1,000)	Annual payroll (\$1,000)	First-quarter payroll (\$1,000)	Paid employees for pay period including March 12 (number)
<b>CINCINNATI-HAMILTON, OH-KY-IN CMSA — Con.</b>						
<b>78, 79, 84</b>	<b>Amusement and recreation services, including motion pictures and museums—Con.</b>					
793	Bowling centers .....	53	23 775	7 582	1 994	842
79 ex. 792, 3; 84	Commercial sports and other amusement and recreation services, including museums .....	377	340 739	150 544	17 768	6 334
794	Commercial sports .....	25	(D)	(D)	(D)	GG
7941	Professional sports clubs, managers, promoters .....	11	(D)	(D)	(D)	GG
7941 pt.	Baseball clubs .....	1	(D)	(D)	(D)	CC
7941 pt.	Football clubs .....	1	(D)	(D)	(D)	FF
7941 pt.	Other professional sports clubs .....	1	(D)	(D)	(D)	AA
7941 pt.	Managers and promoters .....	8	(D)	(D)	(D)	EE
7948	Racing, including track operation .....	14	(D)	(D)	(D)	FF
7948 pt.	Auto racetrack operation .....	1	(D)	(D)	(D)	AA
7948 pt.	Horse racetrack operation .....	4	(D)	(D)	(D)	FF
7948 pt.	Dog racetrack operation .....	—	(D)	(D)	(D)	—
7948 pt.	Racing stables and racing, n.e.c. ....	9	(D)	(D)	(D)	BB
79 ex. 792, 3, 4; 84	Other amusement and recreation services, including museums .....	352	(D)	(D)	(D)	HH
791	Dance studios, schools, and halls .....	38	(D)	(D)	(D)	CC
7991	Physical fitness facilities .....	58	(D)	(D)	(D)	FF
7991 pt.	Physical fitness centers, except gymnasiums and athletic clubs .....	45	(D)	(D)	(D)	FF
7991 pt.	Gymnasiums and athletic clubs .....	13	(D)	(D)	(D)	CC
7992	Public golf courses .....	26	(D)	(D)	(D)	EE
7993	Coin-operated amusement devices .....	33	(D)	(D)	(D)	EE
7996	Amusement parks .....	11	(D)	(D)	(D)	FF
7997	Membership sports and recreation clubs .....	51	(D)	(D)	(D)	FF
7999, 84	Amusement and recreation services, including museums, n.e.c. ....	135	(D)	(D)	(D)	GG
7999 pt.	Concession operators of amusement devices and rides .....	7	(D)	(D)	(D)	BB
7999 pt.	Carnivals, circuses, and fairs .....	2	(D)	(D)	(D)	AA
7999 pt.	Carnivals and circuses .....	1	(D)	(D)	(D)	AA
7999 pt., 84	Fairs .....	1	(D)	(D)	(D)	AA
84	Other recreation and amusements, including museums .....	126	(D)	(D)	(D)	GG
841	Museums, art galleries, and botanical and zoological gardens .....	2	(D)	(D)	(D)	AA
841	Museums and art galleries .....	2	(D)	(D)	(D)	AA
842	Arboreta and botanical or zoological gardens .....	—	(D)	(D)	(D)	—
7999 pt.	Roller skating rinks .....	15	(D)	(D)	(D)	CC
7999 pt.	Ice skating rinks .....	1	(D)	(D)	(D)	AA
7999 pt.	Other amusement and recreation services, n.e.c. ....	108	(D)	(D)	(D)	FF
<b>80</b>	<b>Health services .....</b>	<b>3 136</b>	<b>2 028 692</b>	<b>1 016 103</b>	<b>211 755</b>	<b>34 791</b>
801	Offices and clinics of doctors of medicine .....	1 466	1 088 868	617 490	120 861	11 677
8011 pt.	Offices of doctors of medicine .....	1 446	(D)	(D)	(D)	JJ
8011 pt.	General medical clinics .....	20	(D)	(D)	(D)	EE
802	Offices and clinics of dentists .....	742	234 340	96 773	20 711	4 133
8021 pt.	Offices of dentists .....	741	(D)	(D)	(D)	HH
8021 pt.	Dental clinics .....	1	(D)	(D)	(D)	AA
803	Offices and clinics of doctors of osteopathy .....	31	(D)	(D)	(D)	CC
8031 pt.	Offices of osteopathic physicians .....	31	(D)	(D)	(D)	CC
8031 pt.	Osteopathic clinics .....	—	(D)	(D)	(D)	—
804	Offices and clinics of other health practitioners .....	507	139 124	48 700	10 658	2 254
8041	Offices and clinics of chiropractors .....	174	54 782	16 146	3 614	788
8042	Offices and clinics of optometrists .....	115	31 522	9 541	2 251	466
8043	Offices and clinics of podiatrists .....	66	14 935	6 111	1 385	230
8049	Offices and clinics of health practitioners, n.e.c. ....	152	37 885	16 902	3 408	770
805	Nursing and personal care facilities .....	161	348 648	171 136	39 573	11 451
8051	Skilled nursing care facilities .....	114	282 122	137 693	31 966	9 247
8052	Intermediate care facilities .....	37	(D)	(D)	(D)	GG
8059	Nursing and personal care facilities, n.e.c. ....	10	(D)	(D)	(D)	EE
806	Hospitals .....	3	14 318	4 763	1 292	263
8062	General medical and surgical hospitals .....	1	(D)	(D)	(D)	BB
8063, 9	Specialty hospitals .....	2	(D)	(D)	(D)	CC
8063	Psychiatric hospitals .....	—	(D)	(D)	(D)	—
8069	Specialty hospitals, except psychiatric .....	2	(D)	(D)	(D)	CC
807, 8, 9	Other health services .....	226	(D)	(D)	(D)	HH
807	Medical and dental laboratories .....	99	71 543	23 214	6 309	1 043
8071	Medical laboratories .....	53	(D)	(D)	(D)	FF
8072	Dental laboratories .....	46	(D)	(D)	(D)	EE
808	Home health care services .....	66	(D)	(D)	(D)	HH
809	Miscellaneous health and allied services, n.e.c. ....	61	(D)	(D)	(D)	FF
8092	Kidney dialysis centers .....	—	(D)	(D)	(D)	—
8093	Specialty outpatient facilities, n.e.c. ....	34	(D)	(D)	(D)	EE
8099	Health and allied services, n.e.c. ....	27	(D)	(D)	(D)	CC
<b>81</b>	<b>Legal services .....</b>	<b>843</b>	<b>507 783</b>	<b>182 843</b>	<b>38 449</b>	<b>5 090</b>
<b>823, 4, 9</b>	<b>Selected educational services .....</b>	<b>114</b>	<b>48 121</b>	<b>18 091</b>	<b>4 200</b>	<b>1 089</b>
823	Libraries .....	1	(D)	(D)	(D)	AA
824	Vocational schools .....	34	(D)	(D)	(D)	EE
8243	Data processing schools .....	12	7 907	4 159	914	128
8244	Business and secretarial schools .....	4	1 686	808	217	56
8249	Vocational schools, n.e.c. ....	18	(D)	(D)	(D)	CC
829	Schools and educational services, n.e.c. ....	79	(D)	(D)	(D)	FF

**IN-90 INDIANA**

**SERVICE INDUSTRIES—GEOGRAPHIC AREA SERIES**

**Table 7a. Summary Statistics for Firms Subject to Federal Income Tax for Metropolitan Areas: 1992 — Con.**

[Includes only establishments with payroll. For meaning of abbreviations and symbols, see introductory text. For explanation of terms and comparability of 1987 and 1992 censuses, see appendix A. For definitions of CMSA's, MSA's, and PMSA's, see appendix D]

SIC code	Geographic area and kind of business or operation	Establishments (number)	Receipts (\$1,000)	Annual payroll (\$1,000)	First-quarter payroll (\$1,000)	Paid employees for pay period including March 12 (number)
<b>CINCINNATI-HAMILTON, OH-KY-IN CMSA — Con.</b>						
<b>83</b>	<b>Social services .....</b>	<b>311</b>	<b>75 717</b>	<b>31 663</b>	<b>7 267</b>	<b>3 336</b>
835	Child day care services .....	216	44 127	20 061	4 567	2 476
832, 3, 6, 9	Other social services .....	95	31 590	11 602	2 700	860
832	Individual and family social services .....	28	(D)	(D)	(D)	CC
833	Job training and vocational rehabilitation services .....	9	(D)	(D)	(D)	CC
836	Residential care .....	47	(D)	(D)	(D)	FF
839	Social services, n.e.c. ....	11	(D)	(D)	(D)	BB
<b>87 ex. 8733</b>	<b>Engineering, accounting, research, management, and related services (except noncommercial research organizations) .....</b>	<b>1 525</b>	<b>1 292 991</b>	<b>545 016</b>	<b>125 932</b>	<b>16 470</b>
871	Engineering, architectural, and surveying services .....	467	504 371	251 346	58 206	6 052
8711	Engineering services .....	318	437 162	223 123	51 755	5 222
8712	Architectural services .....	112	57 918	23 484	5 606	672
8713	Surveying services .....	37	9 291	4 739	845	158
872	Accounting, auditing, and bookkeeping services .....	487	224 315	94 895	21 740	3 619
873 ex. 8733	Research, development, and testing services (except noncommercial research organizations) .....	121	170 686	59 570	13 144	2 566
8731	Commercial physical and biological research .....	16	(D)	(D)	(D)	CC
8731 pt.	Commercial physical research .....	10	9 694	2 274	299	36
8731 pt.	Commercial medical and biological research .....	6	(D)	(D)	(D)	CC
8732	Commercial economic, sociological, and educational research .....	68	(D)	(D)	(D)	GG
8734	Testing laboratories .....	37	(D)	(D)	(D)	FF
874	Management and public relations services .....	450	393 619	139 205	32 842	4 233
8741	Management services .....	121	169 068	57 202	14 485	2 061
8742	Management consulting services .....	230	(D)	(D)	(D)	GG
8743	Public relations services .....	21	(D)	(D)	(D)	CC
8744	Facilities support management services .....	1	(D)	(D)	(D)	AA
8748	Business consulting services, n.e.c. ....	77	(D)	(D)	(D)	EE
<b>89</b>	<b>Services, n.e.c. ....</b>	<b>92</b>	<b>(D)</b>	<b>(D)</b>	<b>(D)</b>	<b>FF</b>
8999 pt.	Scientific and related consulting services, except environmental .....	21	(D)	(D)	(D)	CC
8999 pt.	Other services .....	71	(D)	(D)	(D)	FF
8999 pt.	Environmental consulting .....	32	(D)	(D)	(D)	EE
8999 pt.	Authors, composers, and other arts-related services .....	16	(D)	(D)	(D)	BB
8999 pt.	Other services, n.e.c. ....	23	(D)	(D)	(D)	BB
<b>Cincinnati, OH-KY-IN PMSA</b>						
	<b>Total .....</b>	<b>10 717</b>	<b>7 886 166</b>	<b>3 075 047</b>	<b>684 778</b>	<b>134 566</b>
<b>70 ex. 704</b>	<b>Hotels, rooming houses, camps, and other lodging places (except membership lodging) .....</b>	<b>174</b>	<b>349 528</b>	<b>100 936</b>	<b>23 907</b>	<b>8 470</b>
7011	Hotels and motels .....	153	346 720	100 489	23 839	8 427
7011 pt.	Hotels .....	75	290 659	84 023	19 923	7 062
7011 pt.	Hotels, 25 guestrooms or more .....	69	290 077	83 886	19 889	7 039
7011 pt.	Hotels, less than 25 guestrooms .....	6	582	137	34	23
7011 pt.	Motels, motor hotels, and tourist courts .....	78	56 061	16 466	3 916	1 365
7011 pt.	Motels, tourist courts .....	73	51 964	15 682	3 765	1 275
7011 pt.	Motor hotels .....	5	4 097	784	151	90
702, 3	Other lodging places .....	21	2 808	447	68	43
702	Rooming and boarding houses .....	5	661	162	39	21
703	Camps and recreational vehicle parks .....	16	2 147	285	29	22
7032	Sporting and recreational camps .....	3	239	22	1	6
7033	Recreational vehicle parks and campsites .....	13	1 908	263	28	16
<b>72</b>	<b>Personal services .....</b>	<b>1 313</b>	<b>332 432</b>	<b>112 418</b>	<b>26 056</b>	<b>8 969</b>
721	Laundry, cleaning, and garment services .....	354	152 653	46 471	10 341	3 302
7211	Power laundries, family and commercial* .....	10	3 489	1 681	438	144
7213	Linen supply* .....	7	13 648	4 497	978	216
7215	Coin-operated laundries and drycleaning .....	75	14 866	2 819	679	273
7215 pt.	Coin-operated laundries and drycleaning stores .....	72	(D)	(D)	(D)	CC
7215 pt.	Coin-operated laundry routes .....	3	(D)	(D)	(D)	BB
7216	Drycleaning plants, except rug cleaning* .....	153	38 926	16 225	3 862	1 471
7217	Carpet and upholstery cleaning .....	54	11 669	4 379	876	293
7218	Industrial launderers* .....	13	63 181	14 876	3 002	702
7212, 9	Other laundry, cleaning, and garment services* .....	42	6 874	1 994	506	203
7212	Garment pressing, and agents for laundries and drycleaners .....	22	3 788	999	231	112
7219	Laundry and garment services, n.e.c.* .....	20	3 086	995	275	91
722	Photographic studios, portrait .....	93	23 731	6 626	1 323	472
723, 4	Beauty and barber shops .....	576	73 979	35 257	8 212	2 910
723	Beauty shops .....	535	70 031	33 616	7 827	2 810
724	Barber shops .....	41	3 948	1 641	385	100
725	Shoe repair shops and shoeshine parlors .....	22	2 005	523	135	60
726	Funeral service and crematories .....	118	51 402	13 819	3 308	559
729	Miscellaneous personal services .....	150	28 662	9 722	2 737	1 666
7291	Tax return preparation services .....	32	7 155	3 527	1 442	1 060
7299	Miscellaneous personal services, n.e.c. ....	118	21 507	6 195	1 295	606
7299 pt.	Massage parlors, tanning salons, and saunas .....	31	1 797	450	83	103
7299 pt.	Other personal services .....	87	19 710	5 745	1 212	503
7299 pt.	Diet and weight reducing services .....	22	9 018	2 443	522	213
7299 pt.	Formal wear rental .....	18	2 385	605	130	52
7299 pt.	Other personal services, n.e.c. ....	47	8 307	2 697	560	238

**Table 7a. Summary Statistics for Firms Subject to Federal Income Tax for Metropolitan Areas: 1992 — Con.**

[Includes only establishments with payroll. For meaning of abbreviations and symbols, see introductory text. For explanation of terms and comparability of 1987 and 1992 censuses, see appendix A. For definitions of CMSA's, MSA's, and PMSA's, see appendix D]

SIC code	Geographic area and kind of business or operation	Establishments (number)	Receipts (\$1,000)	Annual payroll (\$1,000)	First-quarter payroll (\$1,000)	Paid employees for pay period including March 12 (number)
<b>CINCINNATI-HAMILTON, OH-KY-IN CMSA — Con.</b>						
<b>Cincinnati, OH-KY-IN PMSA — Con.</b>						
<b>73</b>	<b>Business services .....</b>	<b>1 889</b>	<b>2 201 989</b>	<b>817 041</b>	<b>200 574</b>	<b>42 566</b>
731	Advertising .....	122	114 538	42 167	9 414	1 444
7311	Advertising agencies .....	104	92 229	37 949	8 490	1 311
7312	Outdoor advertising services .....	3	(D)	(D)	(D)	BB
7313	Radio, television, publishers' advertising representatives .....	9	(D)	(D)	(D)	BB
7313 pt.	Radio, television advertising representatives .....	5	1 690	544	134	13
7313 pt.	Publishers' advertising representatives .....	4	(D)	(D)	(D)	AA
7319	Advertising, n.e.c. ....	6	(D)	(D)	(D)	BB
732	Consumer credit reporting agencies, mercantile reporting agencies, and adjustment and collection agencies .....	33	56 867	15 508	3 633	663
7322	Adjustment and collection services .....	27	30 813	12 519	2 835	533
7323	Credit reporting services .....	6	26 054	2 989	798	130
733	Mailing, reproduction, commercial art and photography, and stenographic services .....	229	195 505	57 278	12 972	2 090
7331	Direct mail advertising services .....	21	85 650	17 632	3 873	712
7331 pt.	Mailing list compilers, brokers, and managers .....	2	(D)	(D)	(D)	BB
7331 pt.	Direct mail advertising services, except mailing list services .....	19	(D)	(D)	(D)	FF
7334	Photocopying and duplicating services .....	22	22 384	7 434	1 761	319
7334 pt.	Blueprinting and photocopying services .....	20	(D)	(D)	(D)	EE
7334 pt.	Duplicating services, except printing and photocopying .....	2	(D)	(D)	(D)	AA
7335, 6	Commercial photography, art, and graphics .....	146	77 406	28 765	6 505	879
7335	Commercial photography .....	34	10 674	3 698	765	168
7336	Commercial art and graphic design .....	112	66 732	25 067	5 740	711
7336 pt.	Commercial art .....	36	13 709	5 384	1 182	128
7336 pt.	Graphic arts and related design .....	76	53 023	19 683	4 558	583
7338	Secretarial and court reporting services .....	40	10 065	3 447	833	180
734	Services to dwellings and other buildings .....	344	145 424	81 398	18 888	8 637
7342	Disinfecting and pest control services .....	38	20 915	8 029	1 676	375
7349	Building cleaning and maintenance services, n.e.c. ....	306	124 509	73 369	17 212	8 262
735	Miscellaneous equipment rental and leasing .....	168	150 492	38 801	8 963	1 661
7352	Medical equipment rental and leasing .....	20	25 834	6 626	1 770	316
7353	Heavy construction equipment rental and leasing .....	20	30 723	9 746	2 166	253
7353 pt.	Rental and leasing of heavy construction equipment without operators .....	16	29 163	9 269	2 076	245
7353 pt.	Rental and leasing of heavy construction equipment with operators .....	4	1 560	477	90	8
7359	Equipment rental and leasing, n.e.c. ....	128	93 935	22 429	5 027	1 092
7359 pt.	Equipment rental .....	118	84 880	20 107	4 585	918
7359 pt.	Rent-to-own .....	45	20 907	4 318	1 015	248
7359 pt.	Equipment rental, except rent-to-own .....	73	63 973	15 789	3 570	670
7359 pt.	Equipment leasing, except finance leasing .....	10	9 055	2 322	442	174
736	Personnel supply services .....	222	256 030	173 050	38 559	13 072
7361	Employment agencies .....	73	27 670	12 023	2 705	635
7363	Help supply services .....	149	228 360	161 027	35 854	12 437
7363 pt.	Temporary help supply .....	130	208 632	146 535	32 889	11 888
7363 pt.	Help supply, except temporary .....	19	19 728	14 492	2 965	549
7363 pt.	Employee leasing .....	10	8 788	6 768	1 135	198
7363 pt.	Other help supply services .....	9	10 940	7 724	1 830	351
737	Computer programming, data processing, and other computer related services .....	364	961 932	296 008	81 748	7 169
7371, 2, 3	Computer programming, prepackaged software, and integrated systems .....	223	677 531	217 080	60 811	4 714
7371	Computer programming services .....	132	164 204	93 705	23 892	2 250
7372	Prepackaged software .....	48	428 221	101 850	31 797	1 841
7373	Computer integrated systems .....	43	85 106	21 525	5 122	623
7374, 5, 6	Data processing services .....	58	198 790	46 628	12 734	1 624
7374, 5	Computer processing, information retrieval .....	52	192 561	43 864	12 100	1 536
7374	Computer processing and data preparation and processing services .....	47	186 394	41 718	11 559	1 437
7375	Information retrieval services .....	5	6 167	2 146	541	99
7376	Computer facilities management services .....	6	6 229	2 764	634	88
7377, 8, 9	Computer rental and leasing, maintenance, and related services, n.e.c. ....	83	85 611	32 300	8 203	831
7377	Computer rental and leasing .....	6	8 751	1 210	303	34
7378	Computer maintenance and repair .....	29	53 942	20 948	5 328	520
7379	Computer related services, n.e.c. ....	48	22 918	10 142	2 572	277
7379 pt.	Computer consultants .....	35	12 587	6 453	1 613	166
7379 pt.	Miscellaneous computer services, n.e.c. ....	13	10 331	3 689	959	111
738	Miscellaneous business services .....	407	321 201	112 831	26 397	7 830
7381, 2	Detective agencies and protective services .....	77	71 657	39 746	9 555	3 454
7381	Detective, guard, and armored car services .....	60	51 505	33 364	7 978	3 175
7381 pt.	Detective agencies and guard services .....	56	45 189	30 457	7 278	3 037
7381 pt.	Armored car services .....	4	6 316	2 907	700	138
7382	Security systems services .....	17	20 152	6 382	1 577	279
7383	News syndicates .....	1	(D)	(D)	(D)	AA
7384	Photofinishing laboratories* .....	34	31 896	7 028	1 621	379
7384 pt.	Photofinishing laboratories, except "one-hour" (mini) labs* .....	20	28 865	6 406	1 470	314
7384 pt.	One-hour (mini) photofinishing* .....	14	3 031	622	151	65
7389	Business services, n.e.c. ....	295	(D)	(D)	(D)	HH
7389 pt.	Sign painting shops .....	12	4 413	1 631	393	84
7389 pt.	Interior designing .....	47	15 700	3 146	857	178
7389 pt.	Telephone answering services .....	16	(D)	(D)	(D)	CC
7389 pt.	Other business services .....	220	193 478	59 599	13 588	3 599
7389 pt.	Water softening and conditioning services .....	8	2 776	773	202	45
7389 pt.	Packaging and labeling services .....	16	50 063	8 852	2 169	686
7389 pt.	Trading stamp services .....	—	—	—	—	—
7389 pt.	Miscellaneous business services .....	196	140 639	49 974	11 217	2 868
7389 pt.	Convention and trade show services .....	20	23 287	5 588	1 182	185
7389 pt.	Private mail centers .....	10	4 292	838	187	59
7389 pt.	Miscellaneous business services, n.e.c. ....	166	113 060	43 548	9 848	2 624

**Table 7a. Summary Statistics for Firms Subject to Federal Income Tax for Metropolitan Areas: 1992—Con.**

[Includes only establishments with payroll. For meaning of abbreviations and symbols, see introductory text. For explanation of terms and comparability of 1987 and 1992 censuses, see appendix A. For definitions of CMSA's, MSA's, and PMSA's, see appendix D]

SIC code	Geographic area and kind of business or operation	Establishments (number)	Receipts (\$1,000)	Annual payroll (\$1,000)	First-quarter payroll (\$1,000)	Paid employees for pay period including March 12 (number)
<b>CINCINNATI-HAMILTON, OH-KY-IN CMSA—Con.</b>						
<b>Cincinnati, OH-KY-IN PMSA—Con.</b>						
<b>75</b>	<b>Automotive repair, services, and parking</b> .....	<b>1 009</b>	<b>550 091</b>	<b>107 950</b>	<b>25 870</b>	<b>6 252</b>
751	Automotive rental and leasing, without drivers .....	64	235 700	26 007	6 360	1 297
7513	Truck rental and leasing, without drivers .....	29	63 731	7 309	1 804	304
7513 pt.	Truck rental, without drivers .....	15	(D)	(D)	(D)	CC
7513 pt.	Truck leasing, except finance leasing .....	14	(D)	(D)	(D)	BB
7514, 5	Passenger car rental and leasing .....	35	171 969	18 698	4 556	993
7514	Passenger car rental .....	27	(D)	(D)	(D)	FF
7515	Passenger car leasing .....	8	(D)	(D)	(D)	CC
7519	Utility trailer and recreational vehicle rental .....	—	—	—	—	—
752	Automobile parking .....	102	36 932	5 332	1 267	507
7521 pt.	Parking lots .....	81	19 023	3 208	741	361
7521 pt.	Parking structures .....	21	17 909	2 124	526	146
753	Automotive repair shops .....	702	243 143	66 030	15 613	3 170
7532	Top, body, and upholstery repair shops and paint shops .....	186	61 302	18 318	4 342	903
7532 pt.	Top and body repair shops .....	169	56 959	16 834	3 987	824
7532 pt.	Paint shops .....	17	4 343	1 484	355	79
7538	General automotive repair shops .....	358	117 998	30 808	7 289	1 523
7538 pt.	General automotive repair shops, except diesel .....	331	107 845	28 022	6 624	1 362
7538 pt.	Diesel repair shops .....	27	10 153	2 786	665	161
7533, 4, 6, 7, 9	Other automotive repair shops .....	158	63 843	16 904	3 982	744
7533	Automotive exhaust system repair shops .....	39	21 413	5 787	1 204	233
7534	Tire retreading and repair shops .....	8	8 612	2 024	487	77
7536	Automotive glass replacement shops .....	23	10 595	2 925	662	121
7537	Automotive transmission repair shops .....	35	7 943	2 355	584	119
7539	Automotive repair shops, n.e.c. ....	53	15 280	3 813	1 045	194
7539 pt.	Radiator repair .....	16	3 652	685	173	49
7539 pt.	Brake, front end, and wheel alignment .....	14	3 884	1 110	272	46
7539 pt.	Automotive electrical and fuel system services .....	14	4 859	1 449	450	69
7539 pt.	Carburetor repair shops .....	9	(D)	(D)	(D)	BB
7539 pt.	Automotive electrical repair shops .....	5	(D)	(D)	(D)	BB
7539 pt.	Other automotive repair shops, n.e.c. ....	9	2 885	569	150	30
754	Automotive services, except repair .....	141	34 316	10 581	2 630	1 278
7542	Carwashes .....	72	13 718	4 485	1 178	552
7549	Automotive services, except repair and carwashes .....	69	20 598	6 096	1 452	726
7549 pt.	Lubrication shops .....	39	10 506	2 904	764	522
7549 pt.	Other automotive services .....	30	10 092	3 192	688	204
7549 pt.	Towing services .....	23	7 910	2 819	609	182
7549 pt.	Other automotive services, n.e.c. ....	7	2 182	373	79	22
<b>76</b>	<b>Miscellaneous repair services</b> .....	<b>388</b>	<b>196 013</b>	<b>65 048</b>	<b>16 022</b>	<b>2 839</b>
762	Electrical repair shops .....	108	74 062	26 986	6 587	1 155
7622	Radio and television repair shops .....	37	17 780	8 209	2 025	300
7623, 9	Other electrical and electronic repair shops .....	71	56 282	18 777	4 562	855
7623	Refrigeration and air-conditioning service and repair shops .....	14	11 876	3 634	868	130
7629	Electrical and electronic repair shops, n.e.c. ....	57	44 406	15 143	3 694	725
763	Watch, clock, and jewelry repair .....	7	(D)	(D)	(D)	CC
764	Reupholstery and furniture repair .....	51	6 230	1 970	484	143
769	Miscellaneous repair and related services .....	222	(D)	(D)	(D)	GG
7692	Welding repair .....	25	9 231	2 963	676	142
7694	Armature rewinding shops .....	13	15 662	4 672	1 217	186
7699	Repair shops and related services, n.e.c. ....	184	(D)	(D)	(D)	GG
7699 pt.	Farm machinery and equipment repair .....	5	(D)	(D)	(D)	AA
7699 pt.	Lawnmower and other small gasoline engine repair .....	11	3 685	936	223	43
7699 pt.	Sewer and septic tank cleaning services .....	12	6 967	2 597	596	110
7699 pt.	Other repair and related services, n.e.c. ....	156	75 513	22 800	5 704	954
<b>78, 79, 84</b>	<b>Amusement and recreation services, including motion pictures and museums</b> .....	<b>616</b>	<b>601 206</b>	<b>225 220</b>	<b>35 755</b>	<b>11 096</b>
781, 2	Motion picture production, distribution, and services .....	65	191 568	61 273	14 330	2 976
7812 pt.	Motion picture production, except for television .....	23	12 738	5 035	1 219	173
7812 pt.	Motion picture and tape production for television .....	17	(D)	(D)	(D)	GG
7819	Services allied to motion picture production .....	17	18 961	6 494	1 334	281
7822 pt.	Motion picture film and tape distributors .....	4	(D)	(D)	(D)	CC
7822 pt.	Motion picture film exchanges .....	3	755	133	25	12
7822 pt.	Video tape wholesalers .....	1	(D)	(D)	(D)	CC
7822 pt.	Film and tape distribution for television .....	—	—	—	—	—
7829	Services allied to motion picture distribution .....	4	1 906	798	124	23
783	Motion picture theaters .....	28	27 749	3 867	800	481
7832	Motion picture theaters, except drive-in .....	26	(D)	(D)	(D)	EE
7833	Drive-in motion picture theaters .....	2	(D)	(D)	(D)	AA
784	Video tape rental .....	124	28 179	4 695	1 228	663
792	Theatrical producers (except motion picture), bands, orchestras, and entertainers .....	31	12 358	3 817	864	304
7922	Theatrical producers (except motion picture) and miscellaneous theatrical services .....	22	5 372	2 425	390	262
7922 pt.	Producers of live theatrical productions .....	6	746	407	69	193
7922 pt.	Producers of radio and television shows, except tape producers .....	1	(D)	(D)	(D)	AA
7922 pt.	Artists' and entertainers' managers or agents, concert bureaus, booking agents .....	9	1 377	251	56	17
7922 pt.	Other theatrical services .....	6	(D)	(D)	(D)	BB



Table 7a. **Summary Statistics for Firms Subject to Federal Income Tax for Metropolitan Areas: 1992—Con.**

[Includes only establishments with payroll. For meaning of abbreviations and symbols, see introductory text. For explanation of terms and comparability of 1987 and 1992 censuses, see appendix A. For definitions of CMSA's, MSA's, and PMSA's, see appendix D]

SIC code	Geographic area and kind of business or operation	Establishments (number)	Receipts (\$1,000)	Annual payroll (\$1,000)	First-quarter payroll (\$1,000)	Paid employees for pay period including March 12 (number)
<b>CINCINNATI-HAMILTON, OH-KY-IN CMSA—Con.</b>						
<b>Cincinnati, OH-KY-IN PMSA—Con.</b>						
<b>78, 79, 84</b>	<b>Amusement and recreation services, including motion pictures and museums—Con.</b>					
792	Theatrical producers (except motion picture), bands, orchestras, and entertainers—Con.					
7929	Bands, orchestras, actors, and other entertainers and entertainment groups -----	9	6 986	1 392	474	42
7929 pt.	Dance groups and artists -----	—	—	—	—	—
7929 pt.	Symphony orchestras, opera companies, and chamber music organizations -----	—	—	—	—	—
7929 pt.	Other music and entertainment presentations -----	9	6 986	1 392	474	42
7929 pt.	Other music groups and artists -----	2	(D)	(D)	(D)	AA
7929 pt.	Other entertainers and entertainment groups -----	7	(D)	(D)	(D)	BB
793	Bowling centers -----	46	20 315	6 284	1 658	712
79 ex. 792, 3; 84	Commercial sports and other amusement and recreation services, including museums -----	322	321 037	145 284	16 875	5 960
794	Commercial sports -----	23	97 215	87 310	6 725	2 062
7941	Professional sports clubs, managers, promoters -----	10	45 730	78 828	4 457	1 108
7941 pt.	Baseball clubs -----	1	(D)	(D)	(D)	CC
7941 pt.	Football clubs -----	1	(D)	(D)	(D)	FF
7941 pt.	Other professional sports clubs -----	1	(D)	(D)	(D)	AA
7941 pt.	Managers and promoters -----	7	(D)	(D)	(D)	EE
7948	Racing, including track operation -----	13	51 485	8 482	2 268	954
7948 pt.	Auto racetrack operation -----	1	(D)	(D)	(D)	AA
7948 pt.	Horse racetrack operation -----	4	(D)	(D)	(D)	FF
7948 pt.	Dog racetrack operation -----	—	—	—	—	—
7948 pt.	Racing stables and racing, n.e.c. -----	8	(D)	(D)	(D)	BB
79 ex. 792, 3, 4; 84	Other amusement and recreation services, including museums -----	299	223 822	57 974	10 150	3 898
791	Dance studios, schools, and halls -----	32	3 769	818	212	153
7991	Physical fitness facilities -----	50	19 464	5 068	1 204	742
7991 pt.	Physical fitness centers, except gymnasiums and athletic clubs -----	39	15 175	3 932	943	560
7991 pt.	Gymnasiums and athletic clubs -----	11	4 289	1 136	261	182
7992	Public golf courses -----	23	15 234	3 906	627	269
7993	Coin-operated amusement devices -----	25	16 245	4 143	950	279
7996	Amusement parks -----	10	(D)	(D)	(D)	FF
7997	Membership sports and recreation clubs -----	40	27 428	8 239	1 804	654
7999, 84	Amusement and recreation services, including museums, n.e.c. -----	119	(D)	(D)	(D)	GG
7999 pt.	Concession operators of amusement devices and rides -----	6	3 509	428	30	22
7999 pt.	Carnivals, circuses, and fairs -----	2	(D)	(D)	(D)	AA
7999 pt.	Carnivals and circuses -----	1	(D)	(D)	(D)	AA
7999 pt.	Fairs -----	1	(D)	(D)	(D)	AA
7999 pt., 84	Other recreation and amusements, including museums -----	111	(D)	(D)	(D)	FF
84	Museums, art galleries, and botanical and zoological gardens -----	2	(D)	(D)	(D)	AA
841	Museums and art galleries -----	2	(D)	(D)	(D)	AA
842	Arboreta and botanical or zoological gardens -----	—	—	—	—	—
7999 pt.	Roller skating rinks -----	11	2 856	859	221	115
7999 pt.	Ice skating rinks -----	1	(D)	(D)	(D)	AA
7999 pt.	Other amusement and recreation services, n.e.c. -----	97	(D)	(D)	(D)	FF
<b>80</b>	<b>Health services -----</b>	<b>2 743</b>	<b>1 788 734</b>	<b>895 111</b>	<b>186 837</b>	<b>29 824</b>
801	Offices and clinics of doctors of medicine -----	1 291	986 357	561 072	110 228	10 520
8011 pt.	Offices of doctors of medicine -----	1 272	969 571	551 110	108 132	10 216
8011 pt.	General medical clinics -----	19	16 786	9 962	2 096	304
802	Offices and clinics of dentists -----	639	200 497	82 104	17 796	3 512
8021 pt.	Offices of dentists -----	638	(D)	(D)	(D)	HH
8021 pt.	Dental clinics -----	1	(D)	(D)	(D)	AA
803	Offices and clinics of doctors of osteopathy -----	29	9 635	3 598	826	142
8031 pt.	Offices of osteopathic physicians -----	29	9 635	3 598	826	142
8031 pt.	Osteopathic clinics -----	—	—	—	—	—
804	Offices and clinics of other health practitioners -----	436	120 713	43 063	9 344	2 000
8041	Offices and clinics of chiropractors -----	150	48 577	14 341	3 226	712
8042	Offices and clinics of optometrists -----	97	26 125	8 041	1 891	395
8043	Offices and clinics of podiatrists -----	57	13 675	5 755	1 293	207
8049	Offices and clinics of health practitioners, n.e.c. -----	132	32 336	14 926	2 934	686
805	Nursing and personal care facilities -----	139	282 216	134 759	31 351	9 194
8051	Skilled nursing care facilities -----	99	229 869	108 658	25 360	7 478
8052	Intermediate care facilities -----	31	37 949	19 976	4 632	1 269
8059	Nursing and personal care facilities, n.e.c. -----	9	14 398	6 125	1 359	447
806	Hospitals -----	3	14 318	4 763	1 292	263
8062	General medical and surgical hospitals -----	1	(D)	(D)	(D)	BB
8063, 9	Specialty hospitals -----	2	(D)	(D)	(D)	CC
8063	Psychiatric hospitals -----	—	—	—	—	—
8069	Specialty hospitals, except psychiatric -----	2	(D)	(D)	(D)	CC
807, 8, 9	Other health services -----	206	174 998	65 752	16 000	4 193
807	Medical and dental laboratories -----	89	66 193	21 281	5 908	976
8071	Medical laboratories -----	48	55 283	16 317	4 733	728
8072	Dental laboratories -----	41	10 910	4 964	1 175	248
808	Home health care services -----	58	61 364	31 319	7 170	2 691
809	Miscellaneous health and allied services, n.e.c. -----	59	47 441	13 152	2 922	526
8092	Kidney dialysis centers -----	—	—	—	—	—
8093	Specialty outpatient facilities, n.e.c. -----	33	32 416	9 164	2 047	339
8099	Health and allied services, n.e.c. -----	26	15 025	3 988	875	187
<b>81</b>	<b>Legal services -----</b>	<b>749</b>	<b>484 912</b>	<b>174 500</b>	<b>36 753</b>	<b>4 740</b>

**Table 7a. Summary Statistics for Firms Subject to Federal Income Tax for Metropolitan Areas: 1992—Con.**

[Includes only establishments with payroll. For meaning of abbreviations and symbols, see introductory text. For explanation of terms and comparability of 1987 and 1992 censuses, see appendix A. For definitions of CMSA's, MSA's, and PMSA's, see appendix D]

SIC code	Geographic area and kind of business or operation	Establishments (number)	Receipts (\$1,000)	Annual payroll (\$1,000)	First-quarter payroll (\$1,000)	Paid employees for pay period including March 12 (number)
<b>CINCINNATI-HAMILTON, OH-KY-IN CMSA—Con.</b>						
<b>Cincinnati, OH-KY-IN PMSA—Con.</b>						
<b>823, 4, 9</b>	<b>Selected educational services</b> .....	<b>100</b>	<b>37 495</b>	<b>14 751</b>	<b>3 327</b>	<b>853</b>
823	Libraries.....	1	(D)	(D)	(D)	AA
824	Vocational schools .....	33	18 898	8 698	1 982	346
8243	Data processing schools .....	12	7 907	4 159	914	128
8244	Business and secretarial schools .....	4	1 686	808	217	56
8249	Vocational schools, n.e.c. ....	17	9 305	3 731	851	162
829	Schools and educational services, n.e.c. ....	66	(D)	(D)	(D)	FF
<b>83</b>	<b>Social services</b> .....	<b>266</b>	<b>64 450</b>	<b>26 277</b>	<b>6 012</b>	<b>2 744</b>
835	Child day care services .....	188	36 623	16 656	3 777	2 036
832, 3, 6, 9	Other social services .....	78	27 827	9 621	2 235	708
832	Individual and family social services .....	25	3 605	1 427	359	92
833	Job training and vocational rehabilitation services .....	8	5 296	2 238	564	135
836	Residential care .....	35	14 476	5 415	1 165	446
839	Social services, n.e.c. ....	10	4 450	541	147	35
<b>87 ex. 8733</b>	<b>Engineering, accounting, research, management, and related services (except noncommercial research organizations)</b> .....	<b>1 388</b>	<b>1 236 582</b>	<b>519 183</b>	<b>119 908</b>	<b>15 682</b>
871	Engineering, architectural, and surveying services .....	416	480 496	240 316	55 495	5 736
8711	Engineering services .....	283	417 932	214 220	49 515	4 972
8712	Architectural services .....	103	55 437	22 601	5 313	643
8713	Surveying services .....	30	7 127	3 495	667	121
872	Accounting, auditing, and bookkeeping services .....	447	213 061	89 090	20 152	3 389
873 ex. 8733	Research, development, and testing services (except noncommercial research organizations) .....	115	167 450	58 260	12 798	2 510
8731	Commercial physical and biological research .....	14	13 102	4 428	868	128
8731 pt.	Commercial physical research .....	9	(D)	(D)	(D)	BB
8731 pt.	Commercial medical and biological research .....	5	(D)	(D)	(D)	BB
8732	Commercial economic, sociological, and educational research .....	67	121 686	38 232	8 314	1 846
8734	Testing laboratories .....	34	32 662	15 600	3 616	536
874	Management and public relations services .....	410	375 575	131 517	31 463	4 047
8741	Management services .....	110	164 814	55 646	14 070	2 023
8742	Management consulting services .....	207	182 609	65 804	15 249	1 692
8743	Public relations services .....	18	(D)	(D)	(D)	BB
8744	Facilities support management services .....	1	(D)	(D)	(D)	AA
8748	Business consulting services, n.e.c. ....	74	21 578	8 454	1 789	272
<b>89</b>	<b>Services, n.e.c.</b> .....	<b>82</b>	<b>42 734</b>	<b>16 612</b>	<b>3 757</b>	<b>531</b>
8999 pt.	Scientific and related consulting services, except environmental .....	18	10 681	3 278	684	101
8999 pt.	Other services .....	64	32 053	13 334	3 073	430
8999 pt.	Environmental consulting .....	30	27 435	11 761	2 714	357
8999 pt.	Authors, composers, and other arts-related services .....	12	2 189	856	227	32
8999 pt.	Other services, n.e.c. ....	22	2 429	717	132	41
<b>Hamilton-Middletown, OH PMSA</b>						
<b>Total</b> .....		<b>1 495</b>	<b>684 200</b>	<b>270 901</b>	<b>59 372</b>	<b>14 676</b>
(See appropriate State for SIC detail.)						
<b>ELKHART-GOSHEN, IN MSA</b>						
<b>Total</b> .....		<b>1 034</b>	<b>519 026</b>	<b>161 722</b>	<b>38 192</b>	<b>10 975</b>
<b>70 ex. 704</b>	<b>Hotels, rooming houses, camps, and other lodging places (except membership lodging)</b> .....	<b>34</b>	<b>19 658</b>	<b>4 984</b>	<b>1 109</b>	<b>546</b>
7011	Hotels and motels .....	30	19 148	4 908	1 096	539
7011 pt.	Hotels .....	8	8 140	2 516	572	256
7011 pt.	Motels, motor hotels, and tourist courts .....	22	11 008	2 392	524	283
702, 3	Other lodging places .....	4	510	76	13	7
<b>72</b>	<b>Personal services</b> .....	<b>130</b>	<b>22 543</b>	<b>7 840</b>	<b>1 800</b>	<b>747</b>
721	Laundry, cleaning, and garment services .....	36	8 820	3 126	659	260
7211	Power laundries, family and commercial* .....	1	(D)	(D)	(D)	AA
7213	Linen supply* .....	—	—	—	—	—
7215	Coin-operated laundries and drycleaning .....	17	2 095	558	108	83
7216	Drycleaning plants, except rug cleaning* .....	10	3 006	1 496	334	123
7217	Carpet and upholstery cleaning .....	5	(D)	(D)	(D)	AA
7218	Industrial launderers* .....	2	(D)	(D)	(D)	BB
7212, 9	Other laundry, cleaning, and garment services* .....	1	(D)	(D)	(D)	AA
722	Photographic studios, portrait .....	10	1 582	236	49	25
723, 4	Beauty and barber shops .....	59	5 709	2 374	573	255
723	Beauty shops .....	58	(D)	(D)	(D)	EE
724	Barber shops .....	1	(D)	(D)	(D)	AA
725	Shoe repair shops and shoeshine parlors .....	1	(D)	(D)	(D)	AA
726	Funeral service and crematories .....	10	4 391	1 372	275	56
729	Miscellaneous personal services .....	14	(D)	(D)	(D)	CC

**Table 7a. Summary Statistics for Firms Subject to Federal Income Tax for Metropolitan Areas: 1992—Con.**

[Includes only establishments with payroll. For meaning of abbreviations and symbols, see introductory text. For explanation of terms and comparability of 1987 and 1992 censuses, see appendix A. For definitions of CMSA's, MSA's, and PMSA's, see appendix D]

SIC code	Geographic area and kind of business or operation	Establishments (number)	Receipts (\$1,000)	Annual payroll (\$1,000)	First-quarter payroll (\$1,000)	Paid employees for pay period including March 12 (number)
<b>ELKHART-GOSHEN, IN MSA—Con.</b>						
<b>73</b>	<b>Business services</b> .....	<b>172</b>	<b>115 911</b>	<b>35 113</b>	<b>8 364</b>	<b>3 592</b>
731	Advertising .....	13	3 030	798	215	32
732	Consumer credit reporting agencies, mercantile reporting agencies, and adjustment and collection agencies .....	5	1 628	650	158	34
733	Mailing, reproduction, commercial art and photography, and stenographic services .....	15	2 553	826	184	38
734	Services to dwellings and other buildings .....	43	4 489	1 664	392	282
735	Miscellaneous equipment rental and leasing .....	24	8 950	2 166	528	122
736	Personnel supply services .....	18	16 816	12 076	2 554	1 980
737	Computer programming, data processing, and other computer related services .....	11	5 867	2 529	587	116
7371, 2, 3	Computer programming, prepackaged software, and integrated systems .....	8	(D)	(D)	(D)	BB
7374, 5, 6	Data processing services .....	2	(D)	(D)	(D)	BB
7377, 8, 9	Computer rental and leasing, maintenance, and related services, n.e.c. ....	1	(D)	(D)	(D)	AA
738	Miscellaneous business services .....	43	72 578	14 404	3 746	988
<b>75</b>	<b>Automotive repair, services, and parking</b> .....	<b>173</b>	<b>119 434</b>	<b>27 139</b>	<b>6 439</b>	<b>1 386</b>
751	Automotive rental and leasing, without drivers .....	9	8 771	1 128	219	49
752	Automobile parking .....	—	—	—	—	—
753	Automotive repair shops .....	148	105 285	24 046	5 748	1 114
7532	Top, body, and upholstery repair shops and paint shops .....	67	81 795	16 752	4 133	795
7538	General automotive repair shops .....	52	14 323	4 351	983	205
7533, 4, 6, 7, 9	Other automotive repair shops .....	29	9 167	2 943	632	114
754	Automotive services, except repair .....	16	5 378	1 965	472	223
<b>76</b>	<b>Miscellaneous repair services</b> .....	<b>75</b>	<b>24 394</b>	<b>6 078</b>	<b>1 390</b>	<b>328</b>
762	Electrical repair shops .....	14	3 837	913	211	63
7622	Radio and television repair shops .....	3	(D)	(D)	(D)	AA
7623, 9	Other electrical and electronic repair shops .....	11	(D)	(D)	(D)	BB
763	Watch, clock, and jewelry repair .....	1	(D)	(D)	(D)	AA
764	Reupholstery and furniture repair .....	13	1 235	323	71	26
769	Miscellaneous repair and related services .....	47	(D)	(D)	(D)	CC
<b>78, 79, 84</b>	<b>Amusement and recreation services, including motion pictures and museums</b> .....	<b>68</b>	<b>14 209</b>	<b>3 711</b>	<b>1 071</b>	<b>472</b>
781, 2	Motion picture production, distribution, and services .....	3	(D)	(D)	(D)	AA
783	Motion picture theaters .....	4	(D)	(D)	(D)	BB
784	Video tape rental .....	28	3 741	997	240	145
792	Theatrical producers (except motion picture), bands, orchestras, and entertainers .....	2	(D)	(D)	(D)	AA
793	Bowling centers .....	8	2 671	712	265	73
79 ex. 792, 3; 84	Commercial sports and other amusement and recreation services, including museums .....	23	4 584	1 502	450	210
<b>80</b>	<b>Health services</b> .....	<b>195</b>	<b>135 185</b>	<b>52 989</b>	<b>12 432</b>	<b>2 835</b>
801	Offices and clinics of doctors of medicine .....	74	58 342	23 567	5 422	683
802	Offices and clinics of dentists .....	50	16 476	5 213	1 189	285
803	Offices and clinics of doctors of osteopathy .....	3	1 049	697	147	28
804	Offices and clinics of other health practitioners .....	40	9 574	2 558	600	163
805	Nursing and personal care facilities .....	13	38 915	17 755	4 349	1 511
806	Hospitals .....	—	—	—	—	—
807, 8, 9	Other health services .....	15	10 829	3 199	725	165
<b>81</b>	<b>Legal services</b> .....	<b>60</b>	<b>21 886</b>	<b>4 464</b>	<b>1 038</b>	<b>224</b>
<b>823, 4, 9</b>	<b>Selected educational services</b> .....	<b>5</b>	<b>(D)</b>	<b>(D)</b>	<b>(D)</b>	<b>AA</b>
<b>83</b>	<b>Social services</b> .....	<b>18</b>	<b>2 627</b>	<b>1 113</b>	<b>271</b>	<b>120</b>
835	Child day care services .....	12	1 409	679	166	87
832, 3, 6, 9	Other social services .....	6	1 218	434	105	33
<b>87 ex. 8733</b>	<b>Engineering, accounting, research, management, and related services (except noncommercial research organizations)</b> .....	<b>100</b>	<b>42 204</b>	<b>18 014</b>	<b>4 212</b>	<b>700</b>
871	Engineering, architectural, and surveying services .....	34	16 682	8 237	1 662	246
872	Accounting, auditing, and bookkeeping services .....	45	17 494	6 271	1 771	260
873 ex. 8733	Research, development, and testing services (except noncommercial research organizations) .....	1	(D)	(D)	(D)	AA
874	Management and public relations services .....	20	(D)	(D)	(D)	CC
<b>89</b>	<b>Services, n.e.c.</b> .....	<b>4</b>	<b>(D)</b>	<b>(D)</b>	<b>(D)</b>	<b>AA</b>

**Table 7a. Summary Statistics for Firms Subject to Federal Income Tax for Metropolitan Areas: 1992—Con.**

[Includes only establishments with payroll. For meaning of abbreviations and symbols, see introductory text. For explanation of terms and comparability of 1987 and 1992 censuses, see appendix A. For definitions of CMSA's, MSA's, and PMSA's, see appendix D]

SIC code	Geographic area and kind of business or operation	Establishments (number)	Receipts (\$1,000)	Annual payroll (\$1,000)	First-quarter payroll (\$1,000)	Paid employees for pay period including March 12 (number)
<b>EVANSVILLE—HENDERSON, IN—KY MSA</b>						
	<b>Total</b> .....	<b>1 937</b>	<b>1 058 601</b>	<b>423 000</b>	<b>91 253</b>	<b>21 046</b>
<b>70 ex. 704</b>	<b>Hotels, rooming houses, camps, and other lodging places (except membership lodging)</b> .....	<b>30</b>	<b>(D)</b>	<b>(D)</b>	<b>(D)</b>	<b>GG</b>
7011	Hotels and motels .....	27	30 601	10 717	2 563	1 353
7011 pt.	Hotels .....	11	15 201	4 577	1 037	802
7011 pt.	Motels, motor hotels, and tourist courts .....	16	15 400	6 140	1 526	551
702, 3	Other lodging places .....	3	(D)	(D)	(D)	BB
<b>72</b>	<b>Personal services</b> .....	<b>234</b>	<b>66 043</b>	<b>21 885</b>	<b>5 451</b>	<b>1 759</b>
721	Laundry, cleaning, and garment services .....	54	34 150	11 784	2 801	814
7211	Power laundries, family and commercial* .....	5	1 979	759	177	68
7213	Linen supply* .....	—	—	—	—	—
7215	Coin-operated laundries and drycleaning .....	13	1 422	377	85	46
7216	Drycleaning plants, except rug cleaning* .....	26	8 536	3 075	692	293
7217	Carpet and upholstery cleaning .....	5	(D)	(D)	(D)	BB
7218	Industrial laundriers* .....	4	21 696	7 430	1 819	383
7212, 9	Other laundry, cleaning, and garment services* .....	1	(D)	(D)	(D)	AA
722	Photographic studios, portrait .....	16	2 995	664	139	67
723, 4	Beauty and barber shops .....	94	9 213	4 111	1 004	428
723	Beauty shops .....	91	8 984	4 028	984	420
724	Barber shops .....	3	229	83	20	8
725	Shoe repair shops and shoeshine parlors .....	2	(D)	(D)	(D)	AA
726	Funeral service and crematories .....	28	13 839	3 662	948	166
729	Miscellaneous personal services .....	40	(D)	(D)	(D)	EE
<b>73</b>	<b>Business services</b> .....	<b>315</b>	<b>205 604</b>	<b>76 414</b>	<b>17 278</b>	<b>5 139</b>
731	Advertising .....	22	10 886	2 829	680	98
732	Consumer credit reporting agencies, mercantile reporting agencies, and adjustment and collection agencies .....	14	5 759	1 885	424	108
733	Mailing, reproduction, commercial art and photography, and stenographic services .....	24	9 633	3 097	732	144
734	Services to dwellings and other buildings .....	64	20 598	8 209	1 780	937
735	Miscellaneous equipment rental and leasing .....	40	43 249	9 572	2 221	416
736	Personnel supply services .....	29	25 345	19 663	3 997	1 589
737	Computer programming, data processing, and other computer related services .....	46	29 787	9 927	2 435	319
7371, 2, 3	Computer programming, prepackaged software, and integrated systems .....	24	14 242	4 518	1 041	148
7374, 5, 6	Data processing services .....	6	1 683	947	208	26
7377, 8, 9	Computer rental and leasing, maintenance, and related services, n.e.c. ....	16	13 862	4 462	1 186	145
738	Miscellaneous business services .....	76	60 347	21 232	5 009	1 528
<b>75</b>	<b>Automotive repair, services, and parking</b> .....	<b>212</b>	<b>71 184</b>	<b>18 993</b>	<b>4 631</b>	<b>1 080</b>
751	Automotive rental and leasing, without drivers .....	14	19 121	2 246	565	115
752	Automobile parking .....	1	(D)	(D)	(D)	AA
753	Automotive repair shops .....	171	46 931	15 244	3 699	809
7532	Top, body, and upholstery repair shops and paint shops .....	55	14 852	5 129	1 213	258
7538	General automotive repair shops .....	70	19 640	6 181	1 518	343
7533, 4, 6, 7, 9	Other automotive repair shops .....	46	12 439	3 934	968	208
754	Automotive services, except repair .....	26	(D)	(D)	(D)	CC
<b>76</b>	<b>Miscellaneous repair services</b> .....	<b>94</b>	<b>55 471</b>	<b>17 583</b>	<b>4 200</b>	<b>752</b>
762	Electrical repair shops .....	28	12 848	4 229	1 075	260
7622	Radio and television repair shops .....	10	2 157	804	200	49
7623, 9	Other electrical and electronic repair shops .....	18	10 691	3 425	875	211
763	Watch, clock, and jewelry repair .....	2	(D)	(D)	(D)	AA
764	Reupholstery and furniture repair .....	8	(D)	(D)	(D)	AA
769	Miscellaneous repair and related services .....	56	41 814	13 067	3 061	471
<b>78, 79, 84</b>	<b>Amusement and recreation services, including motion pictures and museums</b> .....	<b>120</b>	<b>45 166</b>	<b>10 708</b>	<b>2 122</b>	<b>1 124</b>
781, 2	Motion picture production, distribution, and services .....	4	(D)	(D)	(D)	AA
783	Motion picture theaters .....	8	7 428	1 185	308	167
784	Video tape rental .....	35	6 173	1 383	292	194
792	Theatrical producers (except motion picture), bands, orchestras, and entertainers .....	2	(D)	(D)	(D)	AA
793	Bowling centers .....	8	3 599	1 132	284	136
79 ex. 792, 3; 84	Commercial sports and other amusement and recreation services, including museums .....	63	26 238	6 487	1 120	606
<b>80</b>	<b>Health services</b> .....	<b>485</b>	<b>379 404</b>	<b>183 286</b>	<b>36 847</b>	<b>6 172</b>
801	Offices and clinics of doctors of medicine .....	219	221 779	119 036	22 616	2 353
802	Offices and clinics of dentists .....	122	34 747	12 140	2 671	660
803	Offices and clinics of doctors of osteopathy .....	3	988	137	26	7
804	Offices and clinics of other health practitioners .....	67	17 355	5 738	1 322	287
805	Nursing and personal care facilities .....	29	68 407	31 213	7 404	2 344
806	Hospitals .....	2	(D)	(D)	(D)	CC
807, 8, 9	Other health services .....	43	(D)	(D)	(D)	EE
<b>81</b>	<b>Legal services</b> .....	<b>143</b>	<b>54 888</b>	<b>15 296</b>	<b>3 218</b>	<b>677</b>
<b>823, 4, 9</b>	<b>Selected educational services</b> .....	<b>10</b>	<b>1 119</b>	<b>332</b>	<b>83</b>	<b>39</b>

**SERVICE INDUSTRIES—GEOGRAPHIC AREA SERIES**

**INDIANA IN—97**

**Table 7a. Summary Statistics for Firms Subject to Federal Income Tax for Metropolitan Areas: 1992—Con.**

[Includes only establishments with payroll. For meaning of abbreviations and symbols, see introductory text. For explanation of terms and comparability of 1987 and 1992 censuses, see appendix A. For definitions of CMSA's, MSA's, and PMSA's, see appendix D]

SIC code	Geographic area and kind of business or operation	Establishments (number)	Receipts (\$1,000)	Annual payroll (\$1,000)	First-quarter payroll (\$1,000)	Paid employees for pay period including March 12 (number)
<b>EVANSVILLE—HENDERSON, IN—KY MSA—Con.</b>						
<b>83</b>	<b>Social services</b> .....	<b>73</b>	<b>16 144</b>	<b>6 159</b>	<b>1 492</b>	<b>646</b>
835	Child day care services .....	47	3 482	1 642	382	278
832, 3, 6, 9	Other social services .....	26	12 662	4 517	1 110	368
<b>87 ex. 8733</b>	<b>Engineering, accounting, research, management, and related services (except noncommercial research organizations)</b> .....	<b>210</b>	<b>127 059</b>	<b>59 890</b>	<b>12 952</b>	<b>2 109</b>
871	Engineering, architectural, and surveying services .....	68	31 489	17 281	3 869	543
872	Accounting, auditing, and bookkeeping services .....	81	29 704	14 319	3 374	688
873 ex. 8733	Research, development, and testing services (except noncommercial research organizations) .....	16	32 685	16 338	3 334	543
874	Management and public relations services .....	45	33 181	11 952	2 375	335
<b>89</b>	<b>Services, n.e.c.</b> .....	<b>11</b>	<b>(D)</b>	<b>(D)</b>	<b>(D)</b>	<b>CC</b>
<b>FORT WAYNE, IN MSA</b>						
	<b>Total</b> .....	<b>3 020</b>	<b>1 603 844</b>	<b>606 395</b>	<b>136 134</b>	<b>32 963</b>
<b>70 ex. 704</b>	<b>Hotels, rooming houses, camps, and other lodging places (except membership lodging)</b> .....	<b>54</b>	<b>42 816</b>	<b>10 957</b>	<b>2 405</b>	<b>1 053</b>
7011	Hotels and motels .....	46	41 166	10 590	2 284	1 047
7011 pt.	Hotels .....	9	17 756	4 938	1 061	446
7011 pt.	Hotels, 25 guestrooms or more .....	6	17 595	4 932	1 058	442
7011 pt.	Hotels, less than 25 guestrooms .....	3	161	6	3	4
7011 pt.	Motels, motor hotels, and tourist courts .....	37	23 410	5 652	1 223	601
7011 pt.	Motels, tourist courts .....	33	18 323	4 416	998	462
7011 pt.	Motor hotels .....	4	5 087	1 236	225	139
702, 3	Other lodging places .....	8	1 650	367	121	6
702	Rooming and boarding houses .....	2	(D)	(D)	(D)	AA
703	Camps and recreational vehicle parks .....	6	(D)	(D)	(D)	AA
<b>72</b>	<b>Personal services</b> .....	<b>402</b>	<b>84 788</b>	<b>30 782</b>	<b>7 302</b>	<b>2 719</b>
721	Laundry, cleaning, and garment services .....	102	33 375	11 518	2 715	1 010
7211	Power laundries, family and commercial* .....	1	(D)	(D)	(D)	AA
7213	Linen supply* .....	1	(D)	(D)	(D)	BB
7215	Coin-operated laundries and drycleaning .....	24	3 189	802	195	95
7216	Drycleaning plants, except rug cleaning* .....	42	7 912	2 880	825	397
7217	Carpet and upholstery cleaning .....	21	3 434	1 325	233	120
7218	Industrial launderers* .....	3	16 134	5 414	1 189	303
7212, 9	Other laundry, cleaning, and garment services* .....	10	(D)	(D)	(D)	BB
7212	Garment pressing, and agents for laundries and drycleaners .....	2	(D)	(D)	(D)	AA
7219	Laundry and garment services, n.e.c.* .....	8	(D)	(D)	(D)	BB
722	Photographic studios, portrait .....	25	5 050	1 265	271	92
723, 4	Beauty and barber shops .....	173	21 518	10 161	2 400	910
723	Beauty shops .....	168	21 152	9 982	2 359	895
724	Barber shops .....	5	366	179	41	15
725	Shoe repair shops and shoeshine parlors .....	7	604	120	47	22
726	Funeral service and crematories .....	31	16 260	5 251	1 007	178
729	Miscellaneous personal services .....	64	7 981	2 467	862	507
7291	Tax return preparation services .....	15	2 663	1 229	542	317
7299	Miscellaneous personal services, n.e.c. .....	49	5 318	1 238	320	190
<b>73</b>	<b>Business services</b> .....	<b>582</b>	<b>340 911</b>	<b>123 325</b>	<b>27 754</b>	<b>10 294</b>
731	Advertising .....	45	18 270	5 645	1 275	229
7311	Advertising agencies .....	35	13 841	4 609	1 063	186
7312	Outdoor advertising services .....	4	(D)	(D)	(D)	BB
7313	Radio, television, publishers' advertising representatives .....	3	477	142	14	8
7319	Advertising, n.e.c. .....	3	(D)	(D)	(D)	AA
732	Consumer credit reporting agencies, mercantile reporting agencies, and adjustment and collection agencies .....	20	11 254	3 739	896	234
7322	Adjustment and collection services .....	16	(D)	(D)	(D)	CC
7323	Credit reporting services .....	4	(D)	(D)	(D)	BB
733	Mailing, reproduction, commercial art and photography, and stenographic services .....	41	12 143	4 344	1 352	197
7331	Direct mail advertising services .....	5	1 373	743	206	68
7334	Photocopying and duplicating services .....	1	(D)	(D)	(D)	AA
7335, 6	Commercial photography, art, and graphics .....	24	8 927	2 835	960	85
7335	Commercial photography .....	8	1 392	629	144	23
7336	Commercial art and graphic design .....	16	7 535	2 206	816	62
7338	Secretarial and court reporting services .....	11	(D)	(D)	(D)	BB
734	Services to dwellings and other buildings .....	122	23 200	10 753	2 472	1 398
7342	Disinfecting and pest control services .....	12	4 417	1 610	351	81
7349	Building cleaning and maintenance services, n.e.c. .....	110	18 783	9 143	2 121	1 317
735	Miscellaneous equipment rental and leasing .....	58	27 228	6 602	1 524	349
7352	Medical equipment rental and leasing .....	6	4 554	940	229	68
7353	Heavy construction equipment rental and leasing .....	3	1 195	339	91	10
7359	Equipment rental and leasing, n.e.c. .....	49	21 479	5 323	1 204	271
736	Personnel supply services .....	76	60 906	42 492	8 159	5 380
7361	Employment agencies .....	24	5 533	2 929	520	136
7363	Help supply services .....	52	55 373	39 563	7 639	5 244
7363 pt.	Temporary help supply .....	44	43 808	31 073	6 492	4 919
7363 pt.	Help supply, except temporary .....	8	11 565	8 490	1 147	325

**Table 7a. Summary Statistics for Firms Subject to Federal Income Tax for Metropolitan Areas: 1992 — Con.**

[Includes only establishments with payroll. For meaning of abbreviations and symbols, see introductory text. For explanation of terms and comparability of 1987 and 1992 censuses, see appendix A. For definitions of CMSA's, MSA's, and PMSA's, see appendix D]

SIC code	Geographic area and kind of business or operation	Establishments (number)	Receipts (\$1,000)	Annual payroll (\$1,000)	First-quarter payroll (\$1,000)	Paid employees for pay period including March 12 (number)
<b>FORT WAYNE, IN MSA — Con.</b>						
<b>73</b>	<b>Business services—Con.</b>					
737	Computer programming, data processing, and other computer related services -----	74	126 241	28 928	6 844	743
7371, 2, 3	Computer programming, prepackaged software, and integrated systems -----	48	(D)	(D)	(D)	EE
7371	Computer programming services -----	32	16 635	8 285	2 003	224
7372	Prepackaged software -----	5	(D)	(D)	(D)	BB
7373	Computer integrated systems -----	11	8 914	2 404	564	75
7374, 5, 6	Data processing services -----	9	(D)	(D)	(D)	EE
7374, 5	Computer processing, information retrieval -----	8	(D)	(D)	(D)	EE
7376	Computer facilities management services -----	1	(D)	(D)	(D)	BB
7377, 8, 9	Computer rental and leasing, maintenance, and related services, n.e.c. -----	17	(D)	(D)	(D)	BB
7377	Computer rental and leasing -----	—	—	—	—	—
7378	Computer maintenance and repair -----	11	(D)	(D)	(D)	BB
7379	Computer related services, n.e.c. -----	6	721	348	97	10
738	Miscellaneous business services -----	146	61 669	20 822	5 232	1 764
7381, 2	Detective agencies and protective services -----	31	13 720	7 687	1 826	786
7381	Detective, guard, and armored car services -----	26	9 607	6 358	1 495	725
7382	Security systems services -----	5	4 113	1 329	331	61
7383	News syndicates -----	—	—	—	—	—
7384	Photofinishing laboratories* -----	20	14 057	4 053	1 261	290
7389	Business services, n.e.c. -----	95	33 892	9 082	2 145	688
7389 pt.	Sign painting shops -----	9	998	163	44	17
7389 pt.	Interior designing -----	8	1 767	359	79	29
7389 pt.	Telephone answering services -----	5	684	375	67	37
7389 pt.	Other business services -----	73	30 443	8 185	1 955	605
<b>75</b>	<b>Automotive repair, services, and parking -----</b>	<b>339</b>	<b>176 074</b>	<b>37 948</b>	<b>9 213</b>	<b>2 144</b>
751	Automotive rental and leasing, without drivers -----	23	71 700	8 495	2 049	427
7513	Truck rental and leasing, without drivers -----	14	63 078	7 566	1 828	347
7514, 5	Passenger car rental and leasing -----	9	8 622	929	221	80
7514	Passenger car rental -----	7	(D)	(D)	(D)	BB
7515	Passenger car leasing -----	2	(D)	(D)	(D)	AA
7519	Utility trailer and recreational vehicle rental -----	—	—	—	—	—
752	Automobile parking -----	14	(D)	(D)	(D)	BB
753	Automotive repair shops -----	246	86 092	25 134	6 073	1 220
7532	Top, body, and upholstery repair shops and paint shops -----	75	25 574	7 896	1 875	381
7532 pt.	Top and body repair shops -----	65	23 647	7 403	1 749	343
7532 pt.	Paint shops -----	10	1 927	493	126	38
7538	General automotive repair shops -----	121	35 331	10 159	2 462	495
7538 pt.	General automotive repair shops, except diesel -----	104	23 074	6 128	1 490	358
7538 pt.	Diesel repair shops -----	17	12 257	4 031	972	137
7533, 4, 6, 7, 9	Other automotive repair shops -----	50	25 187	7 079	1 736	344
7533	Automotive exhaust system repair shops -----	11	4 356	1 295	293	62
7534	Tire retreading and repair shops -----	4	4 022	853	212	42
7536	Automotive glass replacement shops -----	7	5 751	1 451	339	66
7537	Automotive transmission repair shops -----	9	4 730	1 877	427	85
7539	Automotive repair shops, n.e.c. -----	19	6 328	1 603	465	89
7539 pt.	Radiator repair -----	8	1 052	233	52	16
7539 pt.	Brake, front end, and wheel alignment -----	7	4 707	1 208	369	61
7539 pt.	Automotive electrical and fuel system services -----	3	(D)	(D)	(D)	AA
7539 pt.	Other automotive repair shops, n.e.c. -----	1	(D)	(D)	(D)	AA
754	Automotive services, except repair -----	56	(D)	(D)	(D)	EE
7542	Carwashes -----	25	(D)	(D)	(D)	EE
7549	Automotive services, except repair and carwashes -----	31	8 320	2 276	560	163
<b>76</b>	<b>Miscellaneous repair services -----</b>	<b>154</b>	<b>61 013</b>	<b>20 811</b>	<b>4 821</b>	<b>1 062</b>
762	Electrical repair shops -----	42	22 792	8 741	2 111	470
7622	Radio and television repair shops -----	15	8 609	3 057	765	141
7623, 9	Other electrical and electronic repair shops -----	27	14 183	5 684	1 346	329
7623	Refrigeration and air-conditioning service and repair shops -----	7	3 545	882	190	45
7629	Electrical and electronic repair shops, n.e.c. -----	20	10 638	4 802	1 156	284
763	Watch, clock, and jewelry repair -----	2	(D)	(D)	(D)	AA
764	Reupholstery and furniture repair -----	14	1 646	481	112	42
769	Miscellaneous repair and related services -----	96	(D)	(D)	(D)	FF
7692	Welding repair -----	9	1 640	564	139	36
7694	Armature rewinding shops -----	5	2 583	848	212	44
7699	Repair shops and related services, n.e.c. -----	82	(D)	(D)	(D)	EE
<b>78, 79, 84</b>	<b>Amusement and recreation services, including motion pictures and museums -----</b>	<b>197</b>	<b>73 384</b>	<b>16 774</b>	<b>3 901</b>	<b>1 946</b>
781, 2	Motion picture production, distribution, and services -----	9	(D)	(D)	(D)	BB
783	Motion picture theaters -----	16	(D)	(D)	(D)	EE
7832	Motion picture theaters, except drive-in -----	14	(D)	(D)	(D)	EE
7833	Drive-in motion picture theaters -----	2	(D)	(D)	(D)	AA
784	Video tape rental -----	42	7 069	1 759	325	251
792	Theatrical producers (except motion picture), bands, orchestras, and entertainers -----	3	703	235	56	62
7922	Theatrical producers (except motion picture) and miscellaneous theatrical services -----	—	—	—	—	—
7929	Bands, orchestras, actors, and other entertainers and entertainment groups -----	3	703	235	56	62
793	Bowling centers -----	21	8 334	2 441	660	359

**Table 7a. Summary Statistics for Firms Subject to Federal Income Tax for Metropolitan Areas: 1992 — Con.**

[Includes only establishments with payroll. For meaning of abbreviations and symbols, see introductory text. For explanation of terms and comparability of 1987 and 1992 censuses, see appendix A. For definitions of CMSA's, MSA's, and PMSA's, see appendix D]

SIC code	Geographic area and kind of business or operation	Establishments (number)	Receipts (\$1,000)	Annual payroll (\$1,000)	First-quarter payroll (\$1,000)	Paid employees for pay period including March 12 (number)
<b>FORT WAYNE, IN MSA — Con.</b>						
<b>78, 79, 84</b>	<b>Amusement and recreation services, including motion pictures and museums—Con.</b>					
79 ex. 792, 3; 84	Commercial sports and other amusement and recreation services, including museums -----	106	30 541	8 938	1 985	876
794	Commercial sports -----	3	(D)	(D)	(D)	BB
7941	Professional sports clubs, managers, promoters -----	3	(D)	(D)	(D)	BB
7948	Racing, including track operation -----	—	—	—	—	—
79 ex. 792, 3, 4; 84	Other amusement and recreation services, including museums ----	103	(D)	(D)	(D)	FF
791	Dance studios, schools, and halls -----	7	1 037	357	90	52
7991	Physical fitness facilities -----	17	2 904	965	233	121
7992	Public golf courses -----	17	7 371	1 940	263	138
7993	Coin-operated amusement devices -----	13	4 388	1 033	245	93
7996	Amusement parks -----	—	—	—	—	—
7997	Membership sports and recreation clubs -----	13	4 009	1 330	282	154
7999, 84	Amusement and recreation services, including museums, n.e.c. -	36	(D)	(D)	(D)	EE
7999 pt.	Concession operators of amusement devices and rides -----	1	(D)	(D)	(D)	AA
7999 pt., 84	Carnivals, circuses, and fairs -----	1	(D)	(D)	(D)	BB
	Other recreation and amusements, including museums -----	34	7 696	2 498	624	255
<b>80</b>	<b>Health services -----</b>	<b>701</b>	<b>553 322</b>	<b>255 972</b>	<b>55 263</b>	<b>9 433</b>
801	Offices and clinics of doctors of medicine -----	293	307 395	156 208	33 026	3 430
8011 pt.	Offices of doctors of medicine -----	275	275 849	140 859	29 487	2 934
8011 pt.	General medical clinics -----	18	31 546	15 349	3 539	496
802	Offices and clinics of dentists -----	176	63 025	27 056	5 528	1 134
803	Offices and clinics of doctors of osteopathy -----	5	1 365	531	127	33
804	Offices and clinics of other health practitioners -----	116	29 222	9 713	1 950	437
8041	Offices and clinics of chiropractors -----	36	8 085	2 510	609	113
8042	Offices and clinics of optometrists -----	40	10 353	2 802	587	155
8043	Offices and clinics of podiatrists -----	14	2 977	1 422	191	45
8049	Offices and clinics of health practitioners, n.e.c. -----	26	7 807	2 979	563	124
805	Nursing and personal care facilities -----	53	86 821	37 159	9 303	3 116
8051	Skilled nursing care facilities -----	34	54 652	23 425	5 817	1 919
8052	Intermediate care facilities -----	17	(D)	(D)	(D)	GG
8059	Nursing and personal care facilities, n.e.c. -----	2	(D)	(D)	(D)	CC
806	Hospitals -----	1	(D)	(D)	(D)	CC
8062	General medical and surgical hospitals -----	—	—	—	—	—
8063, 9	Specialty hospitals -----	1	(D)	(D)	(D)	CC
807, 8, 9	Other health services -----	57	(D)	(D)	(D)	GG
807	Medical and dental laboratories -----	29	19 785	7 569	1 480	263
8071	Medical laboratories -----	15	15 584	5 423	1 036	160
8072	Dental laboratories -----	14	4 201	2 146	444	103
808	Home health care services -----	14	18 656	9 902	1 807	587
809	Miscellaneous health and allied services, n.e.c. -----	14	(D)	(D)	(D)	EE
8092	Kidney dialysis centers -----	3	(D)	(D)	(D)	BB
8093	Specialty outpatient facilities, n.e.c. -----	6	1 710	695	162	27
8099	Health and allied services, n.e.c. -----	5	(D)	(D)	(D)	CC
<b>81</b>	<b>Legal services -----</b>	<b>185</b>	<b>88 833</b>	<b>22 200</b>	<b>5 067</b>	<b>922</b>
<b>823, 4, 9</b>	<b>Selected educational services -----</b>	<b>18</b>	<b>1 915</b>	<b>635</b>	<b>148</b>	<b>80</b>
823	Libraries -----	—	—	—	—	—
824	Vocational schools -----	8	619	115	40	16
829	Schools and educational services, n.e.c. -----	10	1 296	520	108	64
<b>83</b>	<b>Social services -----</b>	<b>66</b>	<b>12 045</b>	<b>4 144</b>	<b>924</b>	<b>475</b>
835	Child day care services -----	33	3 987	1 686	405	271
832, 3, 6, 9	Other social services -----	33	8 058	2 458	519	204
<b>87 ex. 8733</b>	<b>Engineering, accounting, research, management, and related services (except noncommercial research organizations) -----</b>	<b>305</b>	<b>163 471</b>	<b>81 028</b>	<b>18 872</b>	<b>2 785</b>
871	Engineering, architectural, and surveying services -----	105	47 784	21 707	4 742	692
8711	Engineering services -----	69	30 190	12 897	2 692	403
8712	Architectural services -----	22	14 494	7 100	1 703	205
8713	Surveying services -----	14	3 100	1 710	347	84
872	Accounting, auditing, and bookkeeping services -----	112	47 448	18 951	4 890	716
873 ex. 8733	Research, development, and testing services (except noncommercial research organizations) -----	13	11 245	4 848	1 090	484
8731	Commercial physical and biological research -----	2	(D)	(D)	(D)	AA
8732	Commercial economic, sociological, and educational research -----	4	5 724	2 542	590	406
8734	Testing laboratories -----	7	(D)	(D)	(D)	BB
874	Management and public relations services -----	75	56 994	35 522	8 150	893
8741	Management services -----	21	23 302	15 076	2 904	438
8742	Management consulting services -----	30	28 778	18 301	4 736	331
8743	Public relations services -----	4	(D)	(D)	(D)	AA
8744	Facilities support management services -----	2	(D)	(D)	(D)	BB
8748	Business consulting services, n.e.c. -----	18	2 911	1 207	285	54
<b>89</b>	<b>Services, n.e.c. -----</b>	<b>17</b>	<b>5 272</b>	<b>1 819</b>	<b>464</b>	<b>50</b>

**Table 7a. Summary Statistics for Firms Subject to Federal Income Tax for Metropolitan Areas: 1992 — Con.**

[Includes only establishments with payroll. For meaning of abbreviations and symbols, see introductory text. For explanation of terms and comparability of 1987 and 1992 censuses, see appendix A. For definitions of CMSA's, MSA's, and PMSA's, see appendix D]

SIC code	Geographic area and kind of business or operation	Establishments (number)	Receipts (\$1,000)	Annual payroll (\$1,000)	First-quarter payroll (\$1,000)	Paid employees for pay period including March 12 (number)
<b>INDIANAPOLIS, IN MSA</b>						
	<b>Total</b> .....	<b>10 519</b>	<b>6 817 493</b>	<b>2 671 832</b>	<b>599 551</b>	<b>127 224</b>
<b>70 ex. 704</b>	<b>Hotels, rooming houses, camps, and other lodging places (except membership lodging)</b> .....	<b>161</b>	<b>285 044</b>	<b>79 521</b>	<b>18 341</b>	<b>7 161</b>
7011	Hotels and motels .....	149	282 967	79 214	18 285	7 134
7011 pt.	Hotels .....	65	212 616	61 458	14 297	5 257
7011 pt.	Hotels, 25 guestrooms or more .....	59	(D)	(D)	(D)	II
7011 pt.	Hotels, less than 25 guestrooms .....	6	(D)	(D)	(D)	BB
7011 pt.	Motels, motor hotels, and tourist courts .....	84	70 351	17 756	3 988	1 877
7011 pt.	Motels, tourist courts .....	62	31 377	7 397	1 724	881
7011 pt.	Motor hotels .....	22	38 974	10 359	2 264	996
702, 3	Other lodging places .....	12	2 077	307	56	27
702	Rooming and boarding houses .....	4	667	54	13	7
703	Camps and recreational vehicle parks .....	8	1 410	253	43	20
7032	Sporting and recreational camps .....	—	—	—	—	—
7033	Recreational vehicle parks and campsites .....	8	1 410	253	43	20
<b>72</b>	<b>Personal services</b> .....	<b>1 260</b>	<b>291 013</b>	<b>101 871</b>	<b>24 055</b>	<b>9 456</b>
721	Laundry, cleaning, and garment services .....	418	121 658	42 837	9 901	3 494
7211	Power laundries, family and commercial* .....	8	6 536	3 194	816	248
7213	Linen supply* .....	3	(D)	(D)	(D)	CC
7215	Coin-operated laundries and drycleaning .....	98	13 765	3 039	721	406
7215 pt.	Coin-operated laundries and drycleaning stores .....	94	(D)	(D)	(D)	EE
7215 pt.	Coin-operated laundry routes .....	4	(D)	(D)	(D)	AA
7216	Drycleaning plants, except rug cleaning* .....	174	40 661	16 571	3 941	1 515
7217	Carpet and upholstery cleaning .....	60	13 196	4 837	941	399
7218	Industrial laundries* .....	13	33 314	9 925	2 388	556
7212, 9	Other laundry, cleaning, and garment services* .....	62	(D)	(D)	(D)	CC
7212	Garment pressing, and agents for laundries and drycleaners .....	16	2 661	1 007	170	64
7219	Laundry and garment services, n.e.c.* .....	46	(D)	(D)	(D)	CC
722	Photographic studios, portrait .....	75	20 796	4 929	1 016	380
723, 4	Beauty and barber shops .....	451	59 976	26 158	5 967	2 348
723	Beauty shops .....	428	57 105	25 080	5 723	2 280
724	Barber shops .....	23	2 871	1 078	244	68
725	Shoe repair shops and shoeshine parlors .....	25	2 175	811	204	46
726	Funeral service and crematories .....	112	45 017	13 621	3 064	689
729	Miscellaneous personal services .....	179	41 391	13 515	3 903	2 499
7291	Tax return preparation services .....	34	8 025	3 683	1 567	1 059
7299	Miscellaneous personal services, n.e.c. .....	145	33 366	9 832	2 336	1 440
7299 pt.	Massage parlors, tanning salons, and saunas .....	52	3 419	958	211	266
7299 pt.	Other personal services .....	93	29 947	8 874	2 125	1 174
7299 pt.	Diet and weight reducing services .....	34	16 636	4 490	1 182	759
7299 pt.	Formal wear rental .....	20	5 292	1 880	352	159
7299 pt.	Other personal services, n.e.c. .....	39	8 019	2 504	591	256
<b>73</b>	<b>Business services</b> .....	<b>2 012</b>	<b>1 577 721</b>	<b>657 100</b>	<b>153 880</b>	<b>40 964</b>
731	Advertising .....	124	77 540	24 711	5 905	879
7311	Advertising agencies .....	93	50 866	20 093	4 715	614
7312	Outdoor advertising services .....	8	15 522	2 318	580	79
7313	Radio, television, publishers' advertising representatives .....	8	1 810	350	95	24
7313 pt.	Radio, television advertising representatives .....	1	(D)	(D)	(D)	AA
7313 pt.	Publishers' advertising representatives .....	7	(D)	(D)	(D)	BB
7319	Advertising, n.e.c. .....	15	9 342	1 950	515	162
732	Consumer credit reporting agencies, mercantile reporting agencies, and adjustment and collection agencies .....	55	47 536	16 718	4 076	756
7322	Adjustment and collection services .....	45	32 371	13 675	3 344	627
7323	Credit reporting services .....	10	15 165	3 043	732	129
733	Mailing, reproduction, commercial art and photography, and stenographic services .....	201	121 995	35 556	8 745	1 680
7331	Direct mail advertising services .....	16	44 822	9 360	2 329	419
7331 pt.	Mailing list compilers, brokers, and managers .....	1	(D)	(D)	(D)	AA
7331 pt.	Direct mail advertising services, except mailing list services .....	15	(D)	(D)	(D)	EE
7334	Photocopying and duplicating services .....	17	20 141	6 655	1 636	302
7334 pt.	Blueprinting and photocopying services .....	15	(D)	(D)	(D)	EE
7334 pt.	Duplicating services, except printing and photocopying .....	2	(D)	(D)	(D)	AA
7335, 6	Commercial photography, art, and graphics .....	121	47 911	17 207	4 224	820
7335	Commercial photography .....	32	14 011	4 454	1 193	204
7336	Commercial art and graphic design .....	89	33 900	12 753	3 031	616
7336 pt.	Commercial art .....	15	7 605	2 491	624	91
7336 pt.	Graphic arts and related design .....	74	26 295	10 262	2 407	525
7338	Secretarial and court reporting services .....	47	9 121	2 334	556	139
734	Services to dwellings and other buildings .....	384	92 356	46 888	10 960	5 404
7342	Disinfecting and pest control services .....	46	17 031	6 489	1 315	305
7349	Building cleaning and maintenance services, n.e.c. .....	338	75 325	40 399	9 645	5 099
735	Miscellaneous equipment rental and leasing .....	157	131 071	31 854	7 000	1 438
7352	Medical equipment rental and leasing .....	15	39 935	8 088	2 001	360
7353	Heavy construction equipment rental and leasing .....	21	26 204	7 232	1 452	221
7353 pt.	Rental and leasing of heavy construction equipment without operators .....	16	15 768	3 755	787	122
7353 pt.	Rental and leasing of heavy construction equipment with operators .....	5	10 436	3 477	665	99
7359	Equipment rental and leasing, n.e.c. .....	121	64 932	16 534	3 547	857
7359 pt.	Equipment rental .....	109	56 417	15 237	3 247	792
7359 pt.	Rent-to-own .....	43	24 082	4 382	1 013	251
7359 pt.	Equipment rental, except rent-to-own .....	66	32 335	10 855	2 234	541
7359 pt.	Equipment leasing, except finance leasing .....	12	8 515	1 297	300	65



**Table 7a. Summary Statistics for Firms Subject to Federal Income Tax for Metropolitan Areas: 1992 — Con.**

[Includes only establishments with payroll. For meaning of abbreviations and symbols, see introductory text. For explanation of terms and comparability of 1987 and 1992 censuses, see appendix A. For definitions of CMSA's, MSA's, and PMSA's, see appendix D]

SIC code	Geographic area and kind of business or operation	Establishments (number)	Receipts (\$1,000)	Annual payroll (\$1,000)	First-quarter payroll (\$1,000)	Paid employees for pay period including March 12 (number)
<b>INDIANAPOLIS, IN MSA — Con.</b>						
<b>73</b>	<b>Business services—Con.</b>					
736	Personnel supply services .....	182	235 790	170 193	37 098	16 373
7361	Employment agencies .....	67	23 615	12 203	2 894	499
7363	Help supply services .....	115	212 175	157 990	34 204	15 874
7363 pt.	Temporary help supply .....	91	146 321	106 758	23 103	13 611
7363 pt.	Help supply, except temporary .....	24	65 854	51 232	11 101	2 263
7363 pt.	Employee leasing .....	16	54 391	41 751	9 046	1 805
7363 pt.	Other help supply services .....	8	11 463	9 481	2 055	458
737	Computer programming, data processing, and other computer related services .....	407	465 113	181 462	43 960	5 676
7371, 2, 3	Computer programming, prepackaged software, and integrated systems .....	242	229 015	85 819	19 814	2 106
7371	Computer programming services .....	160	97 697	45 515	10 238	1 087
7372	Prepackaged software .....	43	80 101	25 747	5 979	616
7373	Computer integrated systems .....	39	51 217	14 557	3 597	403
7374, 5, 6	Data processing services .....	73	(D)	(D)	(D)	HH
7374, 5	Computer processing, information retrieval .....	68	(D)	(D)	(D)	HH
7374	Computer processing and data preparation and processing services .....	59	134 429	60 174	16 130	2 511
7375	Information retrieval services .....	9	(D)	(D)	(D)	CC
7376	Computer facilities management services .....	5	(D)	(D)	(D)	CC
7377, 8, 9	Computer rental and leasing, maintenance, and related services, n.e.c. ....	92	(D)	(D)	(D)	FF
7377	Computer rental and leasing .....	4	(D)	(D)	(D)	BB
7378	Computer maintenance and repair .....	34	52 924	12 730	3 196	384
7379	Computer related services, n.e.c. ....	54	14 932	6 467	1 212	168
7379 pt.	Computer consultants .....	40	10 406	5 062	929	113
7379 pt.	Miscellaneous computer services, n.e.c. ....	14	4 526	1 405	283	55
738	Miscellaneous business services .....	502	406 320	149 718	36 136	8 758
7381, 2	Detective agencies and protective services .....	96	67 701	37 244	8 846	3 607
7381	Detective, guard, and armored car services .....	79	45 908	28 851	6 847	3 213
7381 pt.	Detective agencies and guard services .....	75	(D)	(D)	(D)	HH
7381 pt.	Armored car services .....	4	(D)	(D)	(D)	CC
7382	Security systems services .....	17	21 793	8 393	1 999	394
7383	News syndicates .....	4	(D)	(D)	(D)	BB
7384	Photofinishing laboratories* .....	42	13 072	3 687	780	200
7384 pt.	Photofinishing laboratories, except "one-hour" (mini) labs* .....	17	7 186	2 497	570	124
7384 pt.	One-hour (mini) photofinishing* .....	25	5 886	1 190	210	76
7389	Business services, n.e.c. ....	360	(D)	(D)	(D)	HH
7389 pt.	Sign painting shops .....	11	(D)	(D)	(D)	BB
7389 pt.	Interior designing .....	18	14 725	3 891	1 015	190
7389 pt.	Telephone answering services .....	15	6 861	2 688	731	260
7389 pt.	Other business services .....	296	295 663	100 590	24 326	4 434
7389 pt.	Water softening and conditioning services .....	24	18 383	5 817	1 355	224
7389 pt.	Packaging and labeling services .....	21	11 484	2 663	520	210
7389 pt.	Trading stamp services .....	-	-	-	-	-
7389 pt.	Miscellaneous business services .....	251	265 796	92 110	22 451	4 000
7389 pt.	Convention and trade show services .....	30	23 899	7 614	1 836	393
7389 pt.	Private mail centers .....	7	1 703	370	86	72
7389 pt.	Miscellaneous business services, n.e.c. ....	214	240 194	84 126	20 529	3 535
<b>75</b>	<b>Automotive repair, services, and parking .....</b>	<b>985</b>	<b>463 233</b>	<b>107 711</b>	<b>25 466</b>	<b>6 216</b>
751	Automotive rental and leasing, without drivers .....	72	153 476	22 882	5 261	1 221
7513	Truck rental and leasing, without drivers .....	35	71 592	8 679	2 003	371
7513 pt.	Truck rental, without drivers .....	19	26 540	2 950	678	126
7513 pt.	Truck leasing, except finance leasing .....	16	45 052	5 729	1 325	245
7514, 5	Passenger car rental and leasing .....	34	(D)	(D)	(D)	FF
7514	Passenger car rental .....	27	75 597	13 490	3 132	813
7515	Passenger car leasing .....	7	(D)	(D)	(D)	AA
7519	Utility trailer and recreational vehicle rental .....	3	(D)	(D)	(D)	BB
752	Automobile parking .....	50	21 063	2 609	653	220
7521 pt.	Parking lots .....	19	(D)	(D)	(D)	BB
7521 pt.	Parking structures .....	31	(D)	(D)	(D)	CC
753	Automotive repair shops .....	668	232 935	65 625	15 579	3 263
7532	Top, body, and upholstery repair shops and paint shops .....	176	72 585	22 056	5 329	1 094
7532 pt.	Top and body repair shops .....	157	68 448	20 892	5 062	1 026
7532 pt.	Paint shops .....	19	4 137	1 164	267	68
7538	General automotive repair shops .....	299	87 087	24 083	5 564	1 229
7538 pt.	General automotive repair shops, except diesel .....	275	76 417	20 770	4 904	1 075
7538 pt.	Diesel repair shops .....	24	10 670	3 313	660	154
7533, 4, 6, 7, 9	Other automotive repair shops .....	193	73 263	19 486	4 686	940
7533	Automotive exhaust system repair shops .....	43	18 163	4 362	990	228
7534	Tire retreading and repair shops .....	14	12 460	2 554	620	127
7536	Automotive glass replacement shops .....	34	9 688	2 521	631	112
7537	Automotive transmission repair shops .....	30	12 513	4 388	1 105	177
7539	Automotive repair shops, n.e.c. ....	72	20 439	5 661	1 340	296
7539 pt.	Radiator repair .....	19	4 264	934	258	51
7539 pt.	Brake, front end, and wheel alignment .....	29	10 158	3 109	701	160
7539 pt.	Automotive electrical and fuel system services .....	18	4 054	983	235	57
7539 pt.	Carburetor repair shops .....	7	1 126	237	56	15
7539 pt.	Automotive electrical repair shops .....	11	2 928	746	179	42
7539 pt.	Other automotive repair shops, n.e.c. ....	6	1 963	635	146	28
754	Automotive services, except repair .....	195	55 759	16 595	3 973	1 512
7542	Carwashes .....	94	22 305	6 991	1 622	741
7549	Automotive services, except repair and carwashes .....	101	33 454	9 604	2 351	771
7549 pt.	Lubrication shops .....	60	19 968	4 649	1 131	443
7549 pt.	Other automotive services .....	41	13 486	4 955	1 220	328
7549 pt.	Towing services .....	29	10 528	4 087	1 023	262
7549 pt.	Other automotive services, n.e.c. ....	12	2 958	868	197	66

**Table 7a. Summary Statistics for Firms Subject to Federal Income Tax for Metropolitan Areas: 1992 — Con.**

[Includes only establishments with payroll. For meaning of abbreviations and symbols, see introductory text. For explanation of terms and comparability of 1987 and 1992 censuses, see appendix A. For definitions of CMSA's, MSA's, and PMSA's, see appendix D]

SIC code	Geographic area and kind of business or operation	Establishments (number)	Receipts (\$1,000)	Annual payroll (\$1,000)	First-quarter payroll (\$1,000)	Paid employees for pay period including March 12 (number)
<b>INDIANAPOLIS, IN MSA — Con.</b>						
<b>76</b>	<b>Miscellaneous repair services -----</b>	<b>422</b>	<b>183 682</b>	<b>60 206</b>	<b>14 196</b>	<b>2 735</b>
762	Electrical repair shops -----	139	75 645	24 207	5 710	1 039
7622	Radio and television repair shops -----	45	10 711	3 813	957	229
7623, 9	Other electrical and electronic repair shops -----	94	64 934	20 394	4 753	810
7623	Refrigeration and air-conditioning service and repair shops -----	20	27 410	7 858	1 711	201
7629	Electrical and electronic repair shops, n.e.c. -----	74	37 524	12 536	3 042	609
763	Watch, clock, and jewelry repair -----	9	1 182	330	79	22
764	Reupholstery and furniture repair -----	50	7 868	2 825	651	202
769	Miscellaneous repair and related services -----	224	98 987	32 844	7 756	1 472
7692	Welding repair -----	29	7 403	2 393	539	113
7694	Armature rewinding shops -----	6	20 097	6 415	1 777	197
7699	Repair shops and related services, n.e.c. -----	189	71 487	24 036	5 440	1 162
7699 pt.	Farm machinery and equipment repair -----	5	273	43	7	7
7699 pt.	Lawnmower and other small gasoline engine repair -----	9	4 528	1 200	296	58
7699 pt.	Sewer and septic tank cleaning services -----	16	8 317	3 558	784	174
7699 pt.	Other repair and related services, n.e.c. -----	149	58 369	19 235	4 342	923
<b>78, 79, 84</b>	<b>Amusement and recreation services, including motion pictures and museums -----</b>	<b>657</b>	<b>498 029</b>	<b>138 842</b>	<b>26 877</b>	<b>7 360</b>
781, 2	Motion picture production, distribution, and services -----	53	(D)	(D)	(D)	EE
7812 pt.	Motion picture production, except for television -----	18	(D)	(D)	(D)	BB
7812 pt.	Motion picture and tape production for television -----	10	(D)	(D)	(D)	BB
7819	Services allied to motion picture production -----	18	(D)	(D)	(D)	CC
7822 pt.	Motion picture film and tape distributors -----	6	(D)	(D)	(D)	CC
7822 pt.	Motion picture film exchanges -----	2	(D)	(D)	(D)	AA
7822 pt.	Video tape wholesalers -----	4	(D)	(D)	(D)	CC
7822 pt.	Film and tape distribution for television -----	1	(D)	(D)	(D)	AA
7829	Services allied to motion picture distribution -----	1	(D)	(D)	(D)	AA
783	Motion picture theaters -----	43	32 207	4 903	1 126	663
7832	Motion picture theaters, except drive-in -----	37	30 624	4 423	1 094	633
7833	Drive-in motion picture theaters -----	6	1 583	480	32	30
784	Video tape rental -----	131	38 410	7 543	1 644	895
792	Theatrical producers (except motion picture), bands, orchestras, and entertainers -----	41	38 097	5 833	1 128	255
7922	Theatrical producers (except motion picture) and miscellaneous theatrical services -----	16	(D)	(D)	(D)	CC
7922 pt.	Producers of live theatrical productions -----	2	(D)	(D)	(D)	AA
7922 pt.	Producers of radio and television shows, except tape producers -----	3	(D)	(D)	(D)	BB
7922 pt.	Artists' and entertainers' managers or agents, concert bureaus, booking agents -----	7	(D)	(D)	(D)	BB
7922 pt.	Other theatrical services -----	4	(D)	(D)	(D)	BB
7929	Bands, orchestras, actors, and other entertainers and entertainment groups -----	25	(D)	(D)	(D)	CC
7929 pt.	Dance groups and artists -----	2	(D)	(D)	(D)	AA
7929 pt.	Symphony orchestras, opera companies, and chamber music organizations -----	—	—	—	—	—
7929 pt.	Other music and entertainment presentations -----	23	(D)	(D)	(D)	CC
7929 pt.	Other music groups and artists -----	13	(D)	(D)	(D)	BB
7929 pt.	Other entertainers and entertainment groups -----	10	(D)	(D)	(D)	BB
793	Bowling centers -----	34	(D)	(D)	(D)	FF
79 ex. 792, 3, 84	Commercial sports and other amusement and recreation services, including museums -----	355	229 466	103 375	18 877	4 429
794	Commercial sports -----	43	95 802	71 669	11 872	1 161
7941	Professional sports clubs, managers, promoters -----	18	45 243	62 825	10 000	805
7941 pt.	Baseball clubs -----	1	(D)	(D)	(D)	CC
7941 pt.	Football clubs -----	1	(D)	(D)	(D)	BB
7941 pt.	Other professional sports clubs -----	2	(D)	(D)	(D)	EE
7941 pt.	Managers and promoters -----	14	(D)	(D)	(D)	BB
7948	Racing, including track operation -----	25	50 559	8 844	1 872	356
7948 pt.	Auto racetrack operation -----	5	21 000	3 295	643	177
7948 pt.	Horse racetrack operation -----	—	—	—	—	—
7948 pt.	Dog racetrack operation -----	—	—	—	—	—
7948 pt.	Racing stables and racing, n.e.c. -----	20	29 559	5 549	1 229	179
79 ex. 792, 3, 4, 84	Other amusement and recreation services, including museums -----	312	133 664	31 706	7 005	3 268
791	Dance studios, schools, and halls -----	41	5 533	1 816	545	228
7991	Physical fitness facilities -----	61	23 457	6 631	1 767	912
7991 pt.	Physical fitness centers, except gymnasiums and athletic clubs -----	53	22 392	6 295	1 680	866
7991 pt.	Gymnasiums and athletic clubs -----	8	1 065	336	87	46
7992	Public golf courses -----	36	17 454	4 864	736	307
7993	Coin-operated amusement devices -----	17	5 987	1 423	347	86
7996	Amusement parks -----	9	4 997	1 282	122	70
7997	Membership sports and recreation clubs -----	43	21 509	7 047	1 447	710
7999, 84	Amusement and recreation services, including museums, n.e.c. -----	105	54 727	8 643	2 041	955
7999 pt.	Concession operators of amusement devices and rides -----	2	(D)	(D)	(D)	AA
7999 pt.	Carnivals, circuses, and fairs -----	1	(D)	(D)	(D)	AA
7999 pt.	Carnivals and circuses -----	1	(D)	(D)	(D)	AA
7999 pt.	Fairs -----	—	—	—	—	—
7999 pt., 84	Other recreation and amusements, including museums -----	102	54 366	8 603	2 037	949
84	Museums, art galleries, and botanical and zoological gardens -----	1	(D)	(D)	(D)	AA
841	Museums and art galleries -----	—	—	—	—	—
842	Arboreta and botanical or zoological gardens -----	1	(D)	(D)	(D)	AA
7999 pt.	Roller skating rinks -----	11	3 751	917	252	169
7999 pt.	Ice skating rinks -----	2	(D)	(D)	(D)	BB
7999 pt.	Other amusement and recreation services, n.e.c. -----	88	(D)	(D)	(D)	FF

**Table 7a. Summary Statistics for Firms Subject to Federal Income Tax for Metropolitan Areas: 1992—Con.**

[Includes only establishments with payroll. For meaning of abbreviations and symbols, see introductory text. For explanation of terms and comparability of 1987 and 1992 censuses, see appendix A. For definitions of CMSA's, MSA's, and PMSA's, see appendix D]

SIC code	Geographic area and kind of business or operation	Establishments (number)	Receipts (\$1,000)	Annual payroll (\$1,000)	First-quarter payroll (\$1,000)	Paid employees for pay period including March 12 (number)
<b>INDIANAPOLIS, IN MSA—Con.</b>						
<b>80</b>	<b>Health services</b> .....	<b>2 542</b>	<b>2 004 699</b>	<b>941 145</b>	<b>200 477</b>	<b>32 169</b>
801	Offices and clinics of doctors of medicine .....	1 118	900 051	492 198	96 854	8 296
8011 pt.	Offices of doctors of medicine .....	1 095	862 791	476 714	93 603	8 042
8011 pt.	General medical clinics .....	23	37 260	15 484	3 251	254
802	Offices and clinics of dentists .....	657	191 098	69 827	15 283	3 057
8021 pt.	Offices of dentists .....	655	(D)	(D)	(D)	HH
8021 pt.	Dental clinics .....	2	(D)	(D)	(D)	AA
803	Offices and clinics of doctors of osteopathy .....	32	11 758	5 813	1 138	194
8031 pt.	Offices of osteopathic physicians .....	31	(D)	(D)	(D)	CC
8031 pt.	Osteopathic clinics .....	1	(D)	(D)	(D)	AA
804	Offices and clinics of other health practitioners .....	330	98 270	38 546	7 858	1 574
8041	Offices and clinics of chiropractors .....	101	25 931	8 372	1 721	362
8042	Offices and clinics of optometrists .....	102	28 807	8 158	1 847	394
8043	Offices and clinics of podiatrists .....	52	15 663	7 653	1 328	250
8049	Offices and clinics of health practitioners, n.e.c. ....	75	27 869	14 363	2 962	568
805	Nursing and personal care facilities .....	188	370 912	170 369	42 044	12 173
8051	Skilled nursing care facilities .....	108	302 304	136 675	34 071	9 704
8052	Intermediate care facilities .....	68	61 527	30 784	7 348	2 277
8059	Nursing and personal care facilities, n.e.c. ....	12	7 081	2 910	625	192
806	Hospitals .....	9	142 466	51 755	12 415	2 207
8062	General medical and surgical hospitals .....	2	(D)	(D)	(D)	GG
8063, 9	Specialty hospitals .....	7	(D)	(D)	(D)	FF
8063	Psychiatric hospitals .....	6	47 493	15 598	4 113	693
8069	Specialty hospitals, except psychiatric .....	1	(D)	(D)	(D)	CC
807, 8, 9	Other health services .....	208	290 144	112 637	24 885	4 668
807	Medical and dental laboratories .....	108	137 675	52 015	11 269	1 542
8071	Medical laboratories .....	69	121 655	44 011	9 353	1 152
8072	Dental laboratories .....	39	16 020	8 004	1 916	390
808	Home health care services .....	45	77 276	32 699	7 604	2 028
809	Miscellaneous health and allied services, n.e.c. ....	55	75 193	27 923	6 012	1 098
8092	Kidney dialysis centers .....	4	(D)	(D)	(D)	CC
8093	Specialty outpatient facilities, n.e.c. ....	30	45 681	21 816	4 783	843
8099	Health and allied services, n.e.c. ....	21	(D)	(D)	(D)	CC
<b>81</b>	<b>Legal services</b> .....	<b>728</b>	<b>458 199</b>	<b>150 776</b>	<b>33 369</b>	<b>4 417</b>
<b>823, 4, 9</b>	<b>Selected educational services</b> .....	<b>73</b>	<b>22 853</b>	<b>8 929</b>	<b>1 956</b>	<b>544</b>
823	Libraries .....	1	(D)	(D)	(D)	AA
824	Vocational schools .....	27	11 891	5 341	1 166	293
8243	Data processing schools .....	11	2 044	967	180	34
8244	Business and secretarial schools .....	1	(D)	(D)	(D)	CC
8249	Vocational schools, n.e.c. ....	15	(D)	(D)	(D)	CC
829	Schools and educational services, n.e.c. ....	45	(D)	(D)	(D)	EE
<b>83</b>	<b>Social services</b> .....	<b>340</b>	<b>82 216</b>	<b>34 081</b>	<b>8 872</b>	<b>3 609</b>
835	Child day care services .....	229	40 250	18 026	4 662	2 503
832, 3, 6, 9	Other social services .....	111	41 966	16 055	4 210	1 106
832	Individual and family social services .....	48	9 820	3 540	773	194
833	Job training and vocational rehabilitation services .....	8	9 999	4 759	1 125	256
836	Residential care .....	45	21 308	7 589	2 267	644
839	Social services, n.e.c. ....	10	839	167	45	12
<b>87 ex. 8733</b>	<b>Engineering, accounting, research, management, and related services (except noncommercial research organizations)</b> .....	<b>1 267</b>	<b>916 521</b>	<b>378 094</b>	<b>88 574</b>	<b>12 251</b>
871	Engineering, architectural, and surveying services .....	408	335 925	157 416	35 602	4 464
8711	Engineering services .....	262	231 461	109 131	24 688	3 057
8712	Architectural services .....	113	87 147	39 003	8 997	1 096
8713	Surveying services .....	33	17 317	9 282	1 917	311
872	Accounting, auditing, and bookkeeping services .....	382	224 591	91 451	22 695	3 350
873 ex. 8733	Research, development, and testing services (except noncommercial research organizations) .....	67	77 420	27 818	7 030	1 103
8731	Commercial physical and biological research .....	17	15 096	5 975	1 686	253
8731 pt.	Commercial physical research .....	10	12 688	5 194	1 463	223
8731 pt.	Commercial physical and biological research .....	7	2 408	781	223	30
8732	Commercial economic, sociological, and educational research .....	27	42 373	14 829	3 570	557
8734	Testing laboratories .....	23	19 951	7 014	1 774	293
874	Management and public relations services .....	410	278 585	101 409	23 247	3 334
8741	Management services .....	138	193 120	67 836	15 914	2 239
8742	Management consulting services .....	199	57 847	25 043	5 334	796
8743	Public relations services .....	18	(D)	(D)	(D)	CC
8744	Facilities support management services .....	4	(D)	(D)	(D)	AA
8748	Business consulting services, n.e.c. ....	51	12 327	4 474	1 027	165
<b>89</b>	<b>Services, n.e.c.</b> .....	<b>72</b>	<b>34 283</b>	<b>13 556</b>	<b>3 488</b>	<b>342</b>
8999 pt.	Scientific and related consulting services, except environmental .....	17	8 746	4 805	976	94
8999 pt.	Other services .....	55	25 537	8 751	2 512	248
8999 pt.	Environmental consulting .....	22	18 837	5 687	1 217	170
8999 pt.	Authors, composers, and other arts-related services .....	11	3 428	1 936	1 008	20
8999 pt.	Other services, n.e.c. ....	22	3 272	1 128	287	58

**Table 7a. Summary Statistics for Firms Subject to Federal Income Tax for Metropolitan Areas: 1992—Con.**

[Includes only establishments with payroll. For meaning of abbreviations and symbols, see introductory text. For explanation of terms and comparability of 1987 and 1992 censuses, see appendix A. For definitions of CMSA's, MSA's, and PMSA's, see appendix D]

SIC code	Geographic area and kind of business or operation	Establishments (number)	Receipts (\$1,000)	Annual payroll (\$1,000)	First-quarter payroll (\$1,000)	Paid employees for pay period including March 12 (number)
<b>KOKOMO, IN MSA</b>						
	<b>Total</b> .....	<b>596</b>	<b>245 137</b>	<b>105 193</b>	<b>23 894</b>	<b>5 153</b>
<b>70 ex. 704</b>	<b>Hotels, rooming houses, camps, and other lodging places (except membership lodging)</b> .....	<b>12</b>	<b>(D)</b>	<b>(D)</b>	<b>(D)</b>	<b>CC</b>
7011	Hotels and motels .....	11	6 847	1 583	378	169
7011 pt.	Hotels .....	5	4 397	1 067	253	101
7011 pt.	Motels, motor hotels, and tourist courts .....	6	2 450	516	125	68
702, 3	Other lodging places .....	1	(D)	(D)	(D)	AA
<b>72</b>	<b>Personal services</b> .....	<b>81</b>	<b>17 026</b>	<b>5 372</b>	<b>1 147</b>	<b>444</b>
721	Laundry, cleaning, and garment services .....	21	8 500	2 726	606	217
7211	Power laundries, family and commercial* .....	—	—	—	—	—
7213	Linen supply* .....	1	(D)	(D)	(D)	AA
7215	Coin-operated laundries and drycleaning .....	4	(D)	(D)	(D)	BB
7216	Drycleaning plants, except rug cleaning* .....	10	2 960	1 129	246	102
7217	Carpet and upholstery cleaning .....	5	(D)	(D)	(D)	AA
7218	Industrial laundriers* .....	1	(D)	(D)	(D)	BB
7212, 9	Other laundry, cleaning, and garment services* .....	—	—	—	—	—
722	Photographic studios, portrait .....	7	1 129	225	48	20
723, 4	Beauty and barber shops .....	33	2 978	1 156	264	134
723	Beauty shops .....	31	(D)	(D)	(D)	CC
724	Barber shops .....	2	(D)	(D)	(D)	AA
725	Shoe repair shops and shoeshine parlors .....	—	—	—	—	—
726	Funeral service and crematories .....	7	3 452	1 055	167	40
729	Miscellaneous personal services .....	13	967	210	62	33
<b>73</b>	<b>Business services</b> .....	<b>86</b>	<b>55 066</b>	<b>30 574</b>	<b>7 581</b>	<b>1 317</b>
731	Advertising .....	5	1 338	480	118	24
732	Consumer credit reporting agencies, mercantile reporting agencies, and adjustment and collection agencies .....	3	(D)	(D)	(D)	AA
733	Mailing, reproduction, commercial art and photography, and stenographic services .....	1	(D)	(D)	(D)	AA
734	Services to dwellings and other buildings .....	26	3 762	1 523	335	158
735	Miscellaneous equipment rental and leasing .....	13	6 709	1 401	307	69
736	Personnel supply services .....	8	17 394	11 316	2 756	573
737	Computer programming, data processing, and other computer related services .....	15	(D)	(D)	(D)	EE
7371, 2, 3	Computer programming, prepackaged software, and integrated systems .....	2	(D)	(D)	(D)	AA
7374, 5, 6	Data processing services .....	11	(D)	(D)	(D)	EE
7377, 8, 9	Computer rental and leasing, maintenance, and related services, n.e.c. ....	2	(D)	(D)	(D)	AA
738	Miscellaneous business services .....	15	(D)	(D)	(D)	CC
<b>75</b>	<b>Automotive repair, services, and parking</b> .....	<b>77</b>	<b>20 109</b>	<b>5 399</b>	<b>1 317</b>	<b>341</b>
751	Automotive rental and leasing, without drivers .....	5	2 914	408	96	24
752	Automobile parking .....	—	—	—	—	—
753	Automotive repair shops .....	57	14 352	4 072	995	220
7532	Top, body, and upholstery repair shops and paint shops .....	19	3 853	1 096	279	69
7538	General automotive repair shops .....	21	6 695	1 894	455	93
7533, 4, 6, 7, 9	Other automotive repair shops .....	17	3 804	1 082	261	58
754	Automotive services, except repair .....	15	2 843	919	226	97
<b>76</b>	<b>Miscellaneous repair services</b> .....	<b>19</b>	<b>3 396</b>	<b>1 535</b>	<b>370</b>	<b>118</b>
762	Electrical repair shops .....	8	1 587	997	238	81
7622	Radio and television repair shops .....	2	(D)	(D)	(D)	AA
7623, 9	Other electrical and electronic repair shops .....	6	(D)	(D)	(D)	BB
763	Watch, clock, and jewelry repair .....	2	(D)	(D)	(D)	AA
764	Reupholstery and furniture repair .....	1	(D)	(D)	(D)	AA
769	Miscellaneous repair and related services .....	8	1 531	466	117	31
<b>78, 79, 84</b>	<b>Amusement and recreation services, including motion pictures and museums</b> .....	<b>41</b>	<b>9 641</b>	<b>2 303</b>	<b>492</b>	<b>315</b>
781, 2	Motion picture production, distribution, and services .....	1	(D)	(D)	(D)	AA
783	Motion picture theaters .....	3	(D)	(D)	(D)	BB
784	Video tape rental .....	9	1 848	436	114	87
792	Theatrical producers (except motion picture), bands, orchestras, and entertainers .....	1	(D)	(D)	(D)	AA
793	Bowling centers .....	2	(D)	(D)	(D)	BB
79 ex. 792, 3, 84	Commercial sports and other amusement and recreation services, including museums .....	25	4 952	1 237	207	121
<b>80</b>	<b>Health services</b> .....	<b>177</b>	<b>110 195</b>	<b>50 117</b>	<b>10 837</b>	<b>2 025</b>
801	Offices and clinics of doctors of medicine .....	74	51 501	25 408	5 270	537
802	Offices and clinics of dentists .....	48	15 820	6 432	1 344	276
803	Offices and clinics of doctors of osteopathy .....	2	(D)	(D)	(D)	AA
804	Offices and clinics of other health practitioners .....	28	9 047	4 138	659	110
805	Nursing and personal care facilities .....	11	22 041	9 643	2 336	763
806	Hospitals .....	1	(D)	(D)	(D)	CC
807, 8, 9	Other health services .....	13	(D)	(D)	(D)	CC
<b>81</b>	<b>Legal services</b> .....	<b>42</b>	<b>9 511</b>	<b>3 028</b>	<b>587</b>	<b>118</b>
<b>823, 4, 9</b>	<b>Selected educational services</b> .....	<b>2</b>	<b>(D)</b>	<b>(D)</b>	<b>(D)</b>	<b>BB</b>

**Table 7a. Summary Statistics for Firms Subject to Federal Income Tax for Metropolitan Areas: 1992—Con.**

[Includes only establishments with payroll. For meaning of abbreviations and symbols, see introductory text. For explanation of terms and comparability of 1987 and 1992 censuses, see appendix A. For definitions of CMSA's, MSA's, and PMSA's, see appendix D]

SIC code	Geographic area and kind of business or operation	Establishments (number)	Receipts (\$1,000)	Annual payroll (\$1,000)	First-quarter payroll (\$1,000)	Paid employees for pay period including March 12 (number)
<b>KOKOMO, IN MSA—Con.</b>						
<b>83</b>	<b>Social services</b> .....	<b>12</b>	<b>(D)</b>	<b>(D)</b>	<b>(D)</b>	<b>BB</b>
835	Child day care services .....	9	707	343	78	45
832, 3, 6, 9	Other social services .....	3	(D)	(D)	(D)	AA
<b>87 ex. 8733</b>	<b>Engineering, accounting, research, management, and related services (except noncommercial research organizations)</b> .....	<b>46</b>	<b>11 723</b>	<b>4 466</b>	<b>1 016</b>	<b>237</b>
871	Engineering, architectural, and surveying services .....	13	5 147	1 765	360	90
872	Accounting, auditing, and bookkeeping services .....	23	3 459	1 246	408	105
873 ex. 8733	Research, development, and testing services (except noncommercial research organizations) .....	4	1 088	262	54	20
874	Management and public relations services .....	6	2 029	1 193	194	22
<b>89</b>	<b>Services, n.e.c.</b> .....	<b>1</b>	<b>(D)</b>	<b>(D)</b>	<b>(D)</b>	<b>AA</b>
<b>LAFAYETTE, IN MSA</b>						
	<b>Total</b> .....	<b>893</b>	<b>419 599</b>	<b>164 214</b>	<b>36 487</b>	<b>8 518</b>
<b>70 ex. 704</b>	<b>Hotels, rooming houses, camps, and other lodging places (except membership lodging)</b> .....	<b>20</b>	<b>16 414</b>	<b>4 769</b>	<b>1 103</b>	<b>501</b>
7011	Hotels and motels .....	16	15 730	4 693	1 086	491
7011 pt.	Hotels .....	7	6 078	1 744	395	197
7011 pt.	Motels, motor hotels, and tourist courts .....	9	9 652	2 949	691	294
702, 3	Other lodging places .....	4	684	76	17	10
<b>72</b>	<b>Personal services</b> .....	<b>154</b>	<b>28 753</b>	<b>10 404</b>	<b>2 552</b>	<b>1 010</b>
721	Laundry, cleaning, and garment services .....	34	10 052	3 140	714	273
7211	Power laundries, family and commercial* .....	1	(D)	(D)	(D)	AA
7213	Linen supply* .....	—	—	—	—	—
7215	Coin-operated laundries and drycleaning .....	13	2 290	726	163	80
7216	Drycleaning plants, except rug cleaning* .....	13	2 780	1 030	264	103
7217	Carpet and upholstery cleaning .....	5	(D)	(D)	(D)	BB
7218	Industrial laundries* .....	1	(D)	(D)	(D)	BB
7212, 9	Other laundry, cleaning, and garment services* .....	1	(D)	(D)	(D)	AA
722	Photographic studios, portrait .....	8	1 641	319	61	31
723, 4	Beauty and barber shops .....	71	8 959	4 359	1 038	420
723	Beauty shops .....	66	8 594	4 181	993	407
724	Barber shops .....	5	365	178	45	13
725	Shoe repair shops and shoeshine parlors .....	1	(D)	(D)	(D)	AA
726	Funeral service and crematories .....	13	4 716	1 374	369	58
729	Miscellaneous personal services .....	27	(D)	(D)	(D)	CC
<b>73</b>	<b>Business services</b> .....	<b>154</b>	<b>78 702</b>	<b>35 448</b>	<b>7 737</b>	<b>2 380</b>
731	Advertising .....	6	3 690	1 373	270	53
732	Consumer credit reporting agencies, mercantile reporting agencies, and adjustment and collection agencies .....	5	1 400	544	130	33
733	Mailing, reproduction, commercial art and photography, and stenographic services .....	15	3 446	823	252	90
734	Services to dwellings and other buildings .....	31	5 991	3 056	750	363
735	Miscellaneous equipment rental and leasing .....	19	16 790	4 229	1 032	204
736	Personnel supply services .....	14	23 596	17 034	3 476	1 152
737	Computer programming, data processing, and other computer related services .....	26	11 890	4 190	913	162
7371, 2, 3	Computer programming, prepackaged software, and integrated systems .....	18	9 885	3 547	778	128
7374, 5, 6	Data processing services .....	3	(D)	(D)	(D)	BB
7377, 8, 9	Computer rental and leasing, maintenance, and related services, n.e.c. ....	5	(D)	(D)	(D)	AA
738	Miscellaneous business services .....	38	11 899	4 199	914	323
<b>75</b>	<b>Automotive repair, services, and parking</b> .....	<b>103</b>	<b>29 539</b>	<b>9 049</b>	<b>2 238</b>	<b>542</b>
751	Automotive rental and leasing, without drivers .....	5	1 703	374	81	33
752	Automobile parking .....	—	—	—	—	—
753	Automotive repair shops .....	77	22 583	7 113	1 793	364
7532	Top, body, and upholstery repair shops and paint shops .....	21	5 028	1 572	367	91
7538	General automotive repair shops .....	31	8 450	2 453	586	120
7533, 4, 6, 7, 9	Other automotive repair shops .....	25	9 105	3 088	840	153
754	Automotive services, except repair .....	21	5 253	1 562	364	145
<b>76</b>	<b>Miscellaneous repair services</b> .....	<b>35</b>	<b>15 586</b>	<b>3 541</b>	<b>807</b>	<b>201</b>
762	Electrical repair shops .....	11	3 580	1 272	298	72
7622	Radio and television repair shops .....	3	250	47	11	3
7623, 9	Other electrical and electronic repair shops .....	8	3 330	1 225	287	69
763	Watch, clock, and jewelry repair .....	—	—	—	—	—
764	Reupholstery and furniture repair .....	4	433	207	48	14
769	Miscellaneous repair and related services .....	20	11 573	2 062	461	115

**Table 7a. Summary Statistics for Firms Subject to Federal Income Tax for Metropolitan Areas: 1992—Con.**

[Includes only establishments with payroll. For meaning of abbreviations and symbols, see introductory text. For explanation of terms and comparability of 1987 and 1992 censuses, see appendix A. For definitions of CMSA's, MSA's, and PMSA's, see appendix D]

SIC code	Geographic area and kind of business or operation	Establishments (number)	Receipts (\$1,000)	Annual payroll (\$1,000)	First-quarter payroll (\$1,000)	Paid employees for pay period including March 12 (number)
	<b>LAFAYETTE, IN MSA—Con.</b>					
<b>78, 79, 84</b>	<b>Amusement and recreation services, including motion pictures and museums</b> -----	<b>51</b>	<b>15 222</b>	<b>3 373</b>	<b>840</b>	<b>452</b>
781, 2	Motion picture production, distribution, and services -----	1	(D)	(D)	(D)	AA
783	Motion picture theaters -----	6	(D)	(D)	(D)	BB
784	Video tape rental -----	10	3 731	843	208	97
792	Theatrical producers (except motion picture), bands, orchestras, and entertainers -----	3	(D)	(D)	(D)	AA
793	Bowling centers -----	5	2 730	714	224	128
79 ex. 792, 3; 84	Commercial sports and other amusement and recreation services, including museums -----	26	3 312	720	142	138
<b>80</b>	<b>Health services</b> -----	<b>189</b>	<b>164 986</b>	<b>75 087</b>	<b>16 098</b>	<b>2 444</b>
801	Offices and clinics of doctors of medicine -----	71	100 517	51 336	10 531	1 022
802	Offices and clinics of dentists -----	61	19 026	5 474	1 276	310
803	Offices and clinics of doctors of osteopathy -----	—	—	—	—	—
804	Offices and clinics of other health practitioners -----	36	11 311	4 806	1 105	205
805	Nursing and personal care facilities -----	12	19 984	8 958	2 119	675
806	Hospitals -----	1	(D)	(D)	(D)	BB
807, 8, 9	Other health services -----	8	(D)	(D)	(D)	CC
<b>81</b>	<b>Legal services</b> -----	<b>56</b>	<b>21 125</b>	<b>4 506</b>	<b>1 027</b>	<b>217</b>
<b>823, 4, 9</b>	<b>Selected educational services</b> -----	<b>9</b>	<b>595</b>	<b>147</b>	<b>33</b>	<b>34</b>
<b>83</b>	<b>Social services</b> -----	<b>26</b>	<b>3 418</b>	<b>1 431</b>	<b>352</b>	<b>174</b>
835	Child day care services -----	24	(D)	(D)	(D)	CC
832, 3, 6, 9	Other social services -----	2	(D)	(D)	(D)	AA
<b>87 ex. 8733</b>	<b>Engineering, accounting, research, management, and related services (except noncommercial research organizations)</b> -----	<b>91</b>	<b>43 622</b>	<b>15 711</b>	<b>3 549</b>	<b>544</b>
871	Engineering, architectural, and surveying services -----	24	8 703	5 237	1 046	160
872	Accounting, auditing, and bookkeeping services -----	31	8 921	4 402	1 170	186
873 ex. 8733	Research, development, and testing services (except noncommercial research organizations) -----	9	7 795	2 918	665	98
874	Management and public relations services -----	27	18 203	3 154	668	100
<b>89</b>	<b>Services, n.e.c.</b> -----	<b>5</b>	<b>1 637</b>	<b>748</b>	<b>151</b>	<b>19</b>
	<b>LOUISVILLE, KY—IN MSA</b>					
	<b>Total</b> -----	<b>6 985</b>	<b>4 378 314</b>	<b>1 655 235</b>	<b>373 697</b>	<b>87 559</b>
<b>70 ex. 704</b>	<b>Hotels, rooming houses, camps, and other lodging places (except membership lodging)</b> -----	<b>88</b>	<b>167 864</b>	<b>42 558</b>	<b>9 430</b>	<b>3 804</b>
7011	Hotels and motels -----	82	167 269	42 370	9 390	3 791
7011 pt.	Hotels -----	37	131 154	33 252	7 617	3 070
7011 pt.	Hotels, 25 guestrooms or more -----	33	130 731	33 147	7 596	3 054
7011 pt.	Hotels, less than 25 guestrooms -----	4	423	105	21	16
7011 pt.	Motels, motor hotels, and tourist courts -----	45	36 115	9 118	1 773	721
7011 pt.	Motels, tourist courts -----	38	24 901	5 628	973	466
7011 pt.	Motor hotels -----	7	11 214	3 490	800	255
702, 3	Other lodging places -----	6	595	188	40	13
702	Rooming and boarding houses -----	1	(D)	(D)	(D)	AA
703	Camps and recreational vehicle parks -----	5	(D)	(D)	(D)	AA
<b>72</b>	<b>Personal services</b> -----	<b>781</b>	<b>218 115</b>	<b>78 956</b>	<b>18 253</b>	<b>6 569</b>
721	Laundry, cleaning, and garment services -----	231	97 980	35 812	8 116	2 684
7211	Power laundries, family and commercial* -----	8	7 030	3 457	804	271
7213	Linen supply* -----	4	(D)	(D)	(D)	FF
7215	Coin-operated laundries and drycleaning -----	56	9 996	1 955	470	242
7216	Drycleaning plants, except rug cleaning* -----	94	20 825	8 064	1 939	756
7217	Carpet and upholstery cleaning -----	28	8 747	3 928	834	372
7218	Industrial laundries* -----	5	19 153	5 926	1 290	354
7212, 9	Other laundry, cleaning, and garment services* -----	36	(D)	(D)	(D)	BB
7212	Garment pressing, and agents for laundries and drycleaners -----	22	(D)	(D)	(D)	BB
7219	Laundry and garment services, n.e.c.* -----	14	(D)	(D)	(D)	BB
722	Photographic studios, portrait -----	43	13 118	2 897	661	269
723, 4	Beauty and barber shops -----	295	38 813	18 639	4 267	1 583
723	Beauty shops -----	280	37 077	17 784	4 069	1 524
724	Barber shops -----	15	1 736	855	198	59
725	Shoe repair shops and shoeshine parlors -----	6	589	144	40	12
726	Funeral service and crematories -----	64	34 761	10 148	2 145	438
729	Miscellaneous personal services -----	142	32 854	11 316	3 024	1 583
7291	Tax return preparation services -----	47	8 880	3 598	1 375	747
7299	Miscellaneous personal services, n.e.c. -----	95	23 974	7 718	1 649	836

**Table 7a. Summary Statistics for Firms Subject to Federal Income Tax for Metropolitan Areas: 1992 — Con.**

[Includes only establishments with payroll. For meaning of abbreviations and symbols, see introductory text. For explanation of terms and comparability of 1987 and 1992 censuses, see appendix A. For definitions of CMSA's, MSA's, and PMSA's, see appendix D]

SIC code	Geographic area and kind of business or operation	Establishments (number)	Receipts (\$1,000)	Annual payroll (\$1,000)	First-quarter payroll (\$1,000)	Paid employees for pay period including March 12 (number)
<b>LOUISVILLE, KY-IN MSA — Con.</b>						
<b>73</b>	<b>Business services -----</b>	<b>1 223</b>	<b>826 584</b>	<b>345 535</b>	<b>81 106</b>	<b>27 866</b>
731	Advertising -----	99	82 956	29 096	6 730	1 177
7311	Advertising agencies -----	75	48 886	20 934	4 830	641
7312	Outdoor advertising services -----	6	(D)	(D)	(D)	BB
7313	Radio, television, publishers' advertising representatives -----	5	(D)	(D)	(D)	CC
7319	Advertising, n.e.c. -----	13	10 910	3 259	677	373
732	Consumer credit reporting agencies, mercantile reporting agencies, and adjustment and collection agencies -----	47	46 086	17 716	4 254	728
7322	Adjustment and collection services -----	39	34 826	15 795	3 744	611
7323	Credit reporting services -----	8	11 260	1 921	510	117
733	Mailing, reproduction, commercial art and photography, and stenographic services -----	121	58 160	19 783	4 517	940
7331	Direct mail advertising services -----	10	15 395	6 095	1 469	364
7334	Photocopying and duplicating services -----	16	9 429	2 972	646	156
7335, 6	Commercial photography, art, and graphics -----	76	31 373	10 319	2 292	385
7335	Commercial photography -----	14	2 057	719	168	34
7336	Commercial art and graphic design -----	62	29 316	9 600	2 124	351
7338	Secretarial and court reporting services -----	19	1 963	397	110	35
734	Services to dwellings and other buildings -----	242	78 940	41 128	9 019	5 897
7342	Disinfecting and pest control services -----	43	15 216	5 671	1 159	312
7349	Building cleaning and maintenance services, n.e.c. -----	199	63 724	35 457	7 860	5 585
735	Miscellaneous equipment rental and leasing -----	118	97 036	21 503	4 935	866
7352	Medical equipment rental and leasing -----	21	17 813	4 481	1 032	204
7353	Heavy construction equipment rental and leasing -----	16	27 262	3 805	860	125
7359	Equipment rental and leasing, n.e.c. -----	81	51 961	13 217	3 043	537
736	Personnel supply services -----	120	161 220	111 073	25 996	12 343
7361	Employment agencies -----	28	8 522	5 921	1 529	430
7363	Help supply services -----	92	152 698	105 152	24 467	11 913
7363 pt.	Temporary help supply -----	66	84 486	60 082	14 546	9 086
7363 pt.	Help supply, except temporary -----	26	68 212	45 070	9 921	2 827
737	Computer programming, data processing, and other computer related services -----	195	143 788	47 669	11 931	1 536
7371, 2, 3	Computer programming, prepackaged software, and integrated systems -----	107	77 487	29 235	7 235	860
7371	Computer programming services -----	73	24 897	14 013	3 471	348
7372	Prepackaged software -----	9	7 015	2 535	735	129
7373	Computer integrated systems -----	25	45 575	12 687	3 029	383
7374, 5, 6	Data processing services -----	34	14 116	5 135	1 588	284
7374, 5	Computer processing, information retrieval -----	31	(D)	(D)	(D)	EE
7376	Computer facilities management services -----	3	(D)	(D)	(D)	BB
7377, 8, 9	Computer rental and leasing, maintenance, and related services, n.e.c. -----	54	52 185	13 299	3 108	392
7377	Computer rental and leasing -----	—	—	—	—	—
7378	Computer maintenance and repair -----	27	37 816	8 285	1 940	245
7379	Computer related services, n.e.c. -----	27	14 369	5 014	1 168	147
738	Miscellaneous business services -----	281	158 398	57 567	13 724	4 379
7381, 2	Detective agencies and protective services -----	61	42 844	25 307	6 127	2 430
7381	Detective, guard, and armored car services -----	50	32 185	21 912	5 146	2 261
7382	Security systems services -----	11	10 659	3 395	981	169
7383	News syndicates -----	2	(D)	(D)	(D)	BB
7384	Photofinishing laboratories* -----	18	7 688	2 487	623	172
7389	Business services, n.e.c. -----	200	(D)	(D)	(D)	GG
7389 pt.	Sign painting shops -----	13	3 380	921	209	51
7389 pt.	Interior designing -----	24	5 131	1 446	220	69
7389 pt.	Telephone answering services -----	9	2 842	1 229	262	139
7389 pt.	Other business services -----	154	(D)	(D)	(D)	GG
<b>75</b>	<b>Automotive repair, services, and parking -----</b>	<b>731</b>	<b>305 854</b>	<b>72 521</b>	<b>16 513</b>	<b>4 648</b>
751	Automotive rental and leasing, without drivers -----	48	114 016	18 866	3 834	959
7513	Truck rental and leasing, without drivers -----	20	56 829	6 668	1 465	312
7514, 5	Passenger car rental and leasing -----	28	57 187	12 198	2 369	647
7514	Passenger car rental -----	22	46 467	8 447	2 001	549
7515	Passenger car leasing -----	6	10 720	3 751	368	98
7519	Utility trailer and recreational vehicle rental -----	—	—	—	—	—
752	Automobile parking -----	64	11 785	2 102	509	233
753	Automotive repair shops -----	504	148 721	41 342	9 794	2 303
7532	Top, body, and upholstery repair shops and paint shops -----	152	49 457	14 134	3 360	752
7532 pt.	Top and body repair shops -----	145	48 482	13 826	3 281	729
7532 pt.	Paint shops -----	7	975	308	79	23
7538	General automotive repair shops -----	232	61 718	16 826	4 055	968
7538 pt.	General automotive repair shops, except diesel -----	204	51 181	13 999	3 400	831
7538 pt.	Diesel repair shops -----	28	10 537	2 827	655	137
7533, 4, 6, 7, 9	Other automotive repair shops -----	120	37 546	10 382	2 379	583
7533	Automotive exhaust system repair shops -----	27	8 379	2 389	521	135
7534	Tire retreading and repair shops -----	3	(D)	(D)	(D)	BB
7536	Automotive glass replacement shops -----	20	6 747	1 387	328	77
7537	Automotive transmission repair shops -----	26	5 593	1 798	417	101
7539	Automotive repair shops, n.e.c. -----	44	(D)	(D)	(D)	CC
7539 pt.	Radiator repair -----	11	2 625	633	142	39
7539 pt.	Brake, front end, and wheel alignment -----	16	6 434	2 225	504	112
7539 pt.	Automotive electrical and fuel system services -----	10	2 318	668	163	49
7539 pt.	Other automotive repair shops, n.e.c. -----	7	(D)	(D)	(D)	BB
754	Automotive services, except repair -----	115	31 332	10 211	2 376	1 153
7542	Carwashes -----	61	13 318	4 491	1 029	722
7549	Automotive services, except repair and carwashes -----	54	18 014	5 720	1 347	431

**Table 7a. Summary Statistics for Firms Subject to Federal Income Tax for Metropolitan Areas: 1992 — Con.**

[Includes only establishments with payroll. For meaning of abbreviations and symbols, see introductory text. For explanation of terms and comparability of 1987 and 1992 censuses, see appendix A. For definitions of CMSA's, MSA's, and PMSA's, see appendix D]

SIC code	Geographic area and kind of business or operation	Establishments (number)	Receipts (\$1,000)	Annual payroll (\$1,000)	First-quarter payroll (\$1,000)	Paid employees for pay period including March 12 (number)
<b>LOUISVILLE, KY—IN MSA — Con.</b>						
<b>76</b>	<b>Miscellaneous repair services</b> .....	<b>304</b>	<b>153 443</b>	<b>48 838</b>	<b>11 604</b>	<b>2 171</b>
762	Electrical repair shops .....	79	50 204	18 483	4 511	804
7622	Radio and television repair shops .....	29	13 735	5 866	1 445	289
7623, 9	Other electrical and electronic repair shops .....	50	36 489	12 617	3 066	535
7623	Refrigeration and air-conditioning service and repair shops .....	7	2 854	641	153	30
7629	Electrical and electronic repair shops, n.e.c. ....	43	33 615	11 976	2 913	505
763	Watch, clock, and jewelry repair .....	9	818	233	51	19
764	Reupholstery and furniture repair .....	29	3 739	1 058	251	85
769	Miscellaneous repair and related services .....	187	98 682	29 064	6 791	1 263
7692	Welding repair .....	9	1 574	446	111	33
7694	Armature rewinding shops .....	10	11 448	3 516	808	126
7699	Repair shops and related services, n.e.c. ....	168	85 660	25 102	5 872	1 104
<b>78, 79, 84</b>	<b>Amusement and recreation services, including motion pictures and museums</b> .....	<b>462</b>	<b>216 061</b>	<b>55 284</b>	<b>11 482</b>	<b>4 304</b>
781, 2	Motion picture production, distribution, and services .....	27	19 233	4 773	1 141	165
783	Motion picture theaters .....	21	19 205	2 794	680	329
7832	Motion picture theaters, except drive-in .....	14	17 511	2 446	607	305
7833	Drive-in motion picture theaters .....	7	1 694	348	73	24
784	Video tape rental .....	105	20 692	4 495	1 135	586
792	Theatrical producers (except motion picture), bands, orchestras, and entertainers .....	26	4 885	1 735	410	117
7922	Theatrical producers (except motion picture) and miscellaneous theatrical services .....	13	3 393	1 398	328	83
7929	Bands, orchestras, actors, and other entertainers and entertainment groups .....	13	1 492	337	82	34
793	Bowling centers .....	24	14 090	4 484	1 126	558
79 ex. 792, 3, 84	Commercial sports and other amusement and recreation services, including museums .....	259	137 956	37 003	6 990	2 549
794	Commercial sports .....	42	65 099	15 060	2 689	659
7941	Professional sports clubs, managers, promoters .....	5	4 813	1 151	275	84
7948	Racing, including track operation .....	37	60 286	13 909	2 414	575
79 ex. 792, 3, 4, 84	Other amusement and recreation services, including museums .....	217	72 857	21 943	4 301	1 890
791	Dance studios, schools, and halls .....	24	2 101	600	153	101
7991	Physical fitness facilities .....	37	6 900	2 522	570	452
7992	Public golf courses .....	19	5 530	1 146	152	85
7993	Coin-operated amusement devices .....	21	7 646	1 482	337	104
7996	Amusement parks .....	6	(D)	(D)	(D)	CC
7997	Membership sports and recreation clubs .....	36	20 989	7 419	1 609	569
7999, 84	Amusement and recreation services, including museums, n.e.c. ....	74	(D)	(D)	(D)	EE
7999 pt.	Concession operators of amusement devices and rides .....	2	(D)	(D)	(D)	AA
7999 pt.	Carnivals, circuses, and fairs .....	1	(D)	(D)	(D)	AA
7999 pt., 84	Other recreation and amusements, including museums .....	71	21 281	5 959	1 089	437
<b>80</b>	<b>Health services</b> .....	<b>1 720</b>	<b>1 678 838</b>	<b>713 901</b>	<b>157 804</b>	<b>25 838</b>
801	Offices and clinics of doctors of medicine .....	865	689 180	350 544	68 681	6 740
8011 pt.	Offices of doctors of medicine .....	852	670 283	341 998	67 020	6 541
8011 pt.	General medical clinics .....	13	18 897	8 546	1 661	199
802	Offices and clinics of dentists .....	455	105 405	33 799	7 858	1 907
803	Offices and clinics of doctors of osteopathy .....	4	1 084	353	64	11
804	Offices and clinics of other health practitioners .....	206	50 753	17 406	3 840	1 021
8041	Offices and clinics of chiropractors .....	80	15 378	3 643	794	229
8042	Offices and clinics of optometrists .....	40	10 444	3 231	627	165
8043	Offices and clinics of podiatrists .....	21	5 141	1 373	284	79
8049	Offices and clinics of health practitioners, n.e.c. ....	65	19 790	9 159	2 135	548
805	Nursing and personal care facilities .....	60	168 116	73 691	17 904	5 892
8051	Skilled nursing care facilities .....	41	128 664	56 998	14 135	4 581
8052	Intermediate care facilities .....	15	(D)	(D)	(D)	GG
8059	Nursing and personal care facilities, n.e.c. ....	4	(D)	(D)	(D)	CC
806	Hospitals .....	8	(D)	(D)	(D)	II
8062	General medical and surgical hospitals .....	5	(D)	(D)	(D)	II
8063, 9	Specialty hospitals .....	3	38 448	12 653	3 140	633
807, 8, 9	Other health services .....	122	(D)	(D)	(D)	HH
807	Medical and dental laboratories .....	43	80 877	26 353	7 588	1 098
8071	Medical laboratories .....	15	73 349	23 114	6 868	921
8072	Dental laboratories .....	28	7 528	3 239	720	177
808	Home health care services .....	20	56 435	23 709	6 132	1 819
809	Miscellaneous health and allied services, n.e.c. ....	59	(D)	(D)	(D)	FF
8092	Kidney dialysis centers .....	5	(D)	(D)	(D)	CC
8093	Specialty outpatient facilities, n.e.c. ....	25	33 358	15 093	3 156	452
8099	Health and allied services, n.e.c. ....	29	(D)	(D)	(D)	EE
<b>81</b>	<b>Legal services</b> .....	<b>531</b>	<b>294 901</b>	<b>89 580</b>	<b>18 784</b>	<b>3 212</b>
<b>823, 4, 9</b>	<b>Selected educational services</b> .....	<b>43</b>	<b>13 775</b>	<b>4 914</b>	<b>1 120</b>	<b>343</b>
823	Libraries .....	—	—	—	—	—
824	Vocational schools .....	18	7 131	2 903	658	148
829	Schools and educational services, n.e.c. ....	25	6 644	2 011	462	195
<b>83</b>	<b>Social services</b> .....	<b>254</b>	<b>51 172</b>	<b>22 773</b>	<b>5 152</b>	<b>2 402</b>
835	Child day care services .....	181	28 565	13 535	3 277	1 931
832, 3, 6, 9	Other social services .....	73	22 607	9 238	1 875	471



**Table 7a. Summary Statistics for Firms Subject to Federal Income Tax for Metropolitan Areas: 1992 — Con.**

[Includes only establishments with payroll. For meaning of abbreviations and symbols, see introductory text. For explanation of terms and comparability of 1987 and 1992 censuses, see appendix A. For definitions of CMSA's, MSA's, and PMSA's, see appendix D]

SIC code	Geographic area and kind of business or operation	Establishments (number)	Receipts (\$1,000)	Annual payroll (\$1,000)	First-quarter payroll (\$1,000)	Paid employees for pay period including March 12 (number)
<b>LOUISVILLE, KY—IN MSA — Con.</b>						
<b>87 ex. 8733</b>	<b>Engineering, accounting, research, management, and related services (except noncommercial research organizations) -----</b>	<b>795</b>	<b>420 209</b>	<b>169 707</b>	<b>40 193</b>	<b>6 083</b>
871	Engineering, architectural, and surveying services -----	243	167 652	69 554	16 100	2 105
8711	Engineering services -----	152	123 015	50 874	12 417	1 502
8712	Architectural services -----	68	39 325	16 180	3 209	488
8713	Surveying services -----	23	5 312	2 500	474	115
872	Accounting, auditing, and bookkeeping services -----	249	123 811	49 103	11 816	1 888
873 ex. 8733	Research, development, and testing services (except noncommercial research organizations) -----	47	19 701	7 354	1 842	563
8731	Commercial physical and biological research -----	8	1 932	395	77	30
8732	Commercial economic, sociological, and educational research -----	19	7 404	2 772	685	356
8734	Testing laboratories -----	20	10 365	4 187	1 080	177
874	Management and public relations services -----	256	109 045	43 696	10 435	1 527
8741	Management services -----	67	44 383	20 093	4 712	728
8742	Management consulting services -----	126	45 795	16 990	4 028	524
8743	Public relations services -----	12	6 422	2 237	697	80
8744	Facilities support management services -----	3	(D)	(D)	(D)	BB
8748	Business consulting services, n.e.c. -----	48	(D)	(D)	(D)	CC
<b>89</b>	<b>Services, n.e.c. -----</b>	<b>53</b>	<b>31 498</b>	<b>10 668</b>	<b>2 256</b>	<b>319</b>
<b>MUNCIE, IN MSA</b>						
	<b>Total -----</b>	<b>717</b>	<b>332 510</b>	<b>132 007</b>	<b>28 937</b>	<b>7 507</b>
<b>70 ex. 704</b>	<b>Hotels, rooming houses, camps, and other lodging places (except membership lodging) -----</b>	<b>14</b>	<b>(D)</b>	<b>(D)</b>	<b>(D)</b>	<b>EE</b>
7011	Hotels and motels -----	12	7 982	2 114	482	262
7011 pt.	Hotels -----	5	4 587	1 439	336	185
7011 pt.	Motels, motor hotels, and tourist courts -----	7	3 395	675	146	77
702, 3	Other lodging places -----	2	(D)	(D)	(D)	AA
<b>72</b>	<b>Personal services -----</b>	<b>102</b>	<b>33 023</b>	<b>12 425</b>	<b>2 203</b>	<b>844</b>
721	Laundry, cleaning, and garment services -----	32	11 590	4 307	373	185
7211	Power laundries, family and commercial* -----	—	—	—	—	—
7213	Linen supply* -----	1	(D)	(D)	(D)	AA
7215	Coin-operated laundries and drycleaning -----	8	(D)	(D)	(D)	BB
7216	Drycleaning plants, except rug cleaning* -----	14	3 066	1 285	284	117
7217	Carpet and upholstery cleaning -----	6	(D)	(D)	(D)	AA
7218	Industrial launderers* -----	1	(D)	(D)	(D)	AA
7212, 9	Other laundry, cleaning, and garment services* -----	2	(D)	(D)	(D)	AA
722	Photographic studios, portrait -----	9	(D)	(D)	(D)	CC
723, 4	Beauty and barber shops -----	36	4 654	2 213	508	214
723	Beauty shops -----	34	(D)	(D)	(D)	CC
724	Barber shops -----	2	(D)	(D)	(D)	AA
725	Shoe repair shops and shoeshine parlors -----	1	(D)	(D)	(D)	AA
726	Funeral service and crematories -----	11	4 350	1 451	407	48
729	Miscellaneous personal services -----	13	(D)	(D)	(D)	CC
<b>73</b>	<b>Business services -----</b>	<b>87</b>	<b>46 310</b>	<b>18 711</b>	<b>4 373</b>	<b>1 437</b>
731	Advertising -----	7	3 152	1 172	250	49
732	Consumer credit reporting agencies, mercantile reporting agencies, and adjustment and collection agencies -----	5	1 558	728	135	35
733	Mailing, reproduction, commercial art and photography, and stenographic services -----	2	(D)	(D)	(D)	AA
734	Services to dwellings and other buildings -----	20	2 711	1 146	256	169
735	Miscellaneous equipment rental and leasing -----	8	8 346	1 341	265	55
736	Personnel supply services -----	11	9 356	5 209	1 161	396
737	Computer programming, data processing, and other computer related services -----	12	11 808	5 530	1 344	202
7371, 2, 3	Computer programming, prepackaged software, and integrated systems -----	5	8 411	3 921	941	127
7374, 5, 6	Data processing services -----	5	(D)	(D)	(D)	BB
7377, 8, 9	Computer rental and leasing, maintenance, and related services, n.e.c. -----	2	(D)	(D)	(D)	AA
738	Miscellaneous business services -----	22	(D)	(D)	(D)	FF
<b>75</b>	<b>Automotive repair, services, and parking -----</b>	<b>84</b>	<b>23 543</b>	<b>6 688</b>	<b>1 651</b>	<b>441</b>
751	Automotive rental and leasing, without drivers -----	5	3 705	843	217	55
752	Automobile parking -----	—	—	—	—	—
753	Automotive repair shops -----	62	15 768	4 496	1 031	271
7532	Top, body, and upholstery repair shops and paint shops -----	14	3 794	963	241	67
7538	General automotive repair shops -----	18	4 879	1 270	269	83
7533, 4, 6, 7, 9	Other automotive repair shops -----	30	7 095	2 263	521	121
754	Automotive services, except repair -----	17	4 070	1 349	403	115
<b>76</b>	<b>Miscellaneous repair services -----</b>	<b>24</b>	<b>5 304</b>	<b>2 143</b>	<b>509</b>	<b>140</b>
762	Electrical repair shops -----	5	2 076	1 080	252	57
7622	Radio and television repair shops -----	2	(D)	(D)	(D)	AA
7623, 9	Other electrical and electronic repair shops -----	3	(D)	(D)	(D)	BB
763	Watch, clock, and jewelry repair -----	—	—	—	—	—
764	Reupholstery and furniture repair -----	4	284	77	14	9
769	Miscellaneous repair and related services -----	15	2 944	986	243	74

**Table 7a. Summary Statistics for Firms Subject to Federal Income Tax for Metropolitan Areas: 1992 — Con.**

[Includes only establishments with payroll. For meaning of abbreviations and symbols, see introductory text. For explanation of terms and comparability of 1987 and 1992 censuses, see appendix A. For definitions of CMSA's, MSA's, and PMSA's, see appendix D]

SIC code	Geographic area and kind of business or operation	Establishments (number)	Receipts (\$1,000)	Annual payroll (\$1,000)	First-quarter payroll (\$1,000)	Paid employees for pay period including March 12 (number)
<b>MUNCIE, IN MSA — Con.</b>						
<b>78, 79, 84</b>	<b>Amusement and recreation services, including motion pictures and museums</b> .....	<b>64</b>	<b>14 509</b>	<b>3 548</b>	<b>795</b>	<b>432</b>
781, 2	Motion picture production, distribution, and services .....	—	—	—	—	—
783	Motion picture theaters .....	3	(D)	(D)	(D)	BB
784	Video tape rental .....	23	2 591	600	150	97
792	Theatrical producers (except motion picture), bands, orchestras, and entertainers .....	1	(D)	(D)	(D)	AA
793	Bowling centers .....	5	(D)	(D)	(D)	CC
79 ex. 792, 3; 84	Commercial sports and other amusement and recreation services, including museums .....	32	8 471	2 101	395	194
<b>80</b>	<b>Health services</b> .....	<b>205</b>	<b>157 785</b>	<b>71 404</b>	<b>15 182</b>	<b>3 041</b>
801	Offices and clinics of doctors of medicine .....	93	72 125	38 234	7 265	767
802	Offices and clinics of dentists .....	50	14 304	4 221	963	209
803	Offices and clinics of doctors of osteopathy .....	1	(D)	(D)	(D)	AA
804	Offices and clinics of other health practitioners .....	25	9 383	3 248	732	155
805	Nursing and personal care facilities .....	18	36 877	14 932	3 644	1 348
806	Hospitals .....	—	—	—	—	—
807, 8, 9	Other health services .....	18	(D)	(D)	(D)	FF
<b>81</b>	<b>Legal services</b> .....	<b>43</b>	<b>9 883</b>	<b>2 652</b>	<b>540</b>	<b>136</b>
<b>823, 4, 9</b>	<b>Selected educational services</b> .....	<b>2</b>	<b>(D)</b>	<b>(D)</b>	<b>(D)</b>	<b>AA</b>
<b>83</b>	<b>Social services</b> .....	<b>17</b>	<b>(D)</b>	<b>(D)</b>	<b>(D)</b>	<b>CC</b>
835	Child day care services .....	12	(D)	(D)	(D)	BB
832, 3, 6, 9	Other social services .....	5	(D)	(D)	(D)	BB
<b>87 ex. 8733</b>	<b>Engineering, accounting, research, management, and related services (except noncommercial research organizations)</b> .....	<b>70</b>	<b>21 326</b>	<b>7 164</b>	<b>1 904</b>	<b>589</b>
871	Engineering, architectural, and surveying services .....	20	(D)	(D)	(D)	BB
872	Accounting, auditing, and bookkeeping services .....	36	7 535	3 026	793	190
873 ex. 8733	Research, development, and testing services (except noncommercial research organizations) .....	2	(D)	(D)	(D)	BB
874	Management and public relations services .....	12	9 187	2 587	552	299
<b>89</b>	<b>Services, n.e.c.</b> .....	<b>5</b>	<b>(D)</b>	<b>(D)</b>	<b>(D)</b>	<b>BB</b>
<b>SOUTH BEND, IN MSA</b>						
	<b>Total</b> .....	<b>1 855</b>	<b>986 817</b>	<b>383 465</b>	<b>87 539</b>	<b>20 479</b>
<b>70 ex. 704</b>	<b>Hotels, rooming houses, camps, and other lodging places (except membership lodging)</b> .....	<b>28</b>	<b>27 438</b>	<b>7 346</b>	<b>1 769</b>	<b>702</b>
7011	Hotels and motels .....	23	26 946	7 308	1 769	702
7011 pt.	Hotels .....	7	17 386	5 203	1 275	496
7011 pt.	Motels, motor hotels, and tourist courts .....	16	9 560	2 105	494	206
702, 3	Other lodging places .....	5	492	38	—	—
<b>72</b>	<b>Personal services</b> .....	<b>225</b>	<b>60 266</b>	<b>22 698</b>	<b>5 423</b>	<b>1 761</b>
721	Laundry, cleaning, and garment services .....	57	27 365	10 584	2 537	688
7211	Power laundries, family and commercial* .....	—	—	—	—	—
7213	Linen supply* .....	2	(D)	(D)	(D)	BB
7215	Coin-operated laundries and drycleaning .....	18	1 622	463	111	70
7216	Drycleaning plants, except rug cleaning* .....	16	7 473	3 493	813	241
7217	Carpet and upholstery cleaning .....	14	2 292	806	177	78
7218	Industrial laundriers* .....	3	(D)	(D)	(D)	CC
7212, 9	Other laundry, cleaning, and garment services* .....	4	(D)	(D)	(D)	AA
722	Photographic studios, portrait .....	15	3 256	600	141	52
723, 4	Beauty and barber shops .....	98	14 012	6 866	1 604	571
723	Beauty shops .....	90	13 413	6 631	1 551	556
724	Barber shops .....	8	599	235	53	15
725	Shoe repair shops and shoeshine parlors .....	4	184	53	19	8
726	Funeral service and crematories .....	22	9 913	3 152	700	142
729	Miscellaneous personal services .....	29	5 536	1 443	422	300
<b>73</b>	<b>Business services</b> .....	<b>320</b>	<b>225 088</b>	<b>89 455</b>	<b>20 628</b>	<b>6 884</b>
731	Advertising .....	24	25 168	7 473	2 258	256
732	Consumer credit reporting agencies, mercantile reporting agencies, and adjustment and collection agencies .....	11	6 391	2 010	500	111
733	Mailing, reproduction, commercial art and photography, and stenographic services .....	31	7 500	2 142	507	109
734	Services to dwellings and other buildings .....	55	16 289	6 714	1 525	826
735	Miscellaneous equipment rental and leasing .....	31	19 967	4 834	1 105	225
736	Personnel supply services .....	32	39 865	26 584	5 534	3 468
737	Computer programming, data processing, and other computer related services .....	55	55 269	24 189	5 721	695
7371, 2, 3	Computer programming, prepackaged software, and integrated systems .....	31	30 690	12 239	2 646	324
7374, 5, 6	Data processing services .....	8	15 926	8 460	2 228	268
7377, 8, 9	Computer rental and leasing, maintenance, and related services, n.e.c. .....	16	8 653	3 490	847	103
738	Miscellaneous business services .....	81	54 659	15 509	3 478	1 194

**Table 7a. Summary Statistics for Firms Subject to Federal Income Tax for Metropolitan Areas: 1992—Con.**

[Includes only establishments with payroll. For meaning of abbreviations and symbols, see introductory text. For explanation of terms and comparability of 1987 and 1992 censuses, see appendix A. For definitions of CMSA's, MSA's, and PMSA's, see appendix D]

SIC code	Geographic area and kind of business or operation	Establishments (number)	Receipts (\$1,000)	Annual payroll (\$1,000)	First-quarter payroll (\$1,000)	Paid employees for pay period including March 12 (number)
<b>SOUTH BEND, IN MSA—Con.</b>						
<b>75</b>	<b>Automotive repair, services, and parking</b> .....	<b>179</b>	<b>86 339</b>	<b>16 114</b>	<b>3 867</b>	<b>1 082</b>
751	Automotive rental and leasing, without drivers .....	20	33 633	2 695	742	259
752	Automobile parking .....	4	(D)	(D)	(D)	BB
753	Automotive repair shops .....	127	44 801	11 353	2 679	632
7532	Top, body, and upholstery repair shops and paint shops .....	46	13 104	4 143	997	243
7538	General automotive repair shops .....	51	19 383	4 496	1 101	251
7533, 4, 6, 7, 9	Other automotive repair shops .....	30	12 314	2 714	581	138
754	Automotive services, except repair .....	28	(D)	(D)	(D)	CC
<b>76</b>	<b>Miscellaneous repair services</b> .....	<b>80</b>	<b>41 888</b>	<b>14 515</b>	<b>3 461</b>	<b>598</b>
762	Electrical repair shops .....	26	8 782	3 641	923	204
7622	Radio and television repair shops .....	10	1 389	507	128	28
7623, 9	Other electrical and electronic repair shops .....	16	7 393	3 134	795	176
763	Watch, clock, and jewelry repair .....	3	(D)	(D)	(D)	AA
764	Reupholstery and furniture repair .....	5	738	282	69	22
769	Miscellaneous repair and related services .....	46	(D)	(D)	(D)	EE
<b>78, 79, 84</b>	<b>Amusement and recreation services, including motion pictures and museums</b> .....	<b>94</b>	<b>30 155</b>	<b>6 487</b>	<b>1 488</b>	<b>751</b>
781, 2	Motion picture production, distribution, and services .....	2	(D)	(D)	(D)	AA
783	Motion picture theaters .....	6	(D)	(D)	(D)	BB
784	Video tape rental .....	25	5 798	1 195	240	169
792	Theatrical producers (except motion picture), bands, orchestras, and entertainers .....	3	(D)	(D)	(D)	AA
793	Bowling centers .....	10	3 200	953	294	139
79 ex. 792, 3; 84	Commercial sports and other amusement and recreation services, including museums .....	48	16 754	3 638	804	348
<b>80</b>	<b>Health services</b> .....	<b>494</b>	<b>347 528</b>	<b>159 004</b>	<b>34 443</b>	<b>5 979</b>
801	Offices and clinics of doctors of medicine .....	216	150 707	75 287	15 030	1 483
802	Offices and clinics of dentists .....	102	38 579	15 357	3 319	643
803	Offices and clinics of doctors of osteopathy .....	32	11 292	5 285	1 210	152
804	Offices and clinics of other health practitioners .....	70	20 721	7 116	1 395	353
805	Nursing and personal care facilities .....	29	49 474	22 779	5 590	1 507
806	Hospitals .....	1	(D)	(D)	(D)	CC
807, 8, 9	Other health services .....	44	(D)	(D)	(D)	GG
<b>81</b>	<b>Legal services</b> .....	<b>129</b>	<b>51 977</b>	<b>15 148</b>	<b>3 331</b>	<b>572</b>
<b>823, 4, 9</b>	<b>Selected educational services</b> .....	<b>13</b>	<b>3 237</b>	<b>1 437</b>	<b>300</b>	<b>88</b>
<b>83</b>	<b>Social services</b> .....	<b>64</b>	<b>8 729</b>	<b>3 931</b>	<b>942</b>	<b>367</b>
835	Child day care services .....	48	4 076	1 495	384	201
832, 3, 6, 9	Other social services .....	16	4 653	2 436	558	166
<b>87 ex. 8733</b>	<b>Engineering, accounting, research, management, and related services (except noncommercial research organizations)</b> .....	<b>212</b>	<b>101 881</b>	<b>46 536</b>	<b>11 729</b>	<b>1 661</b>
871	Engineering, architectural, and surveying services .....	72	36 327	16 429	3 882	579
872	Accounting, auditing, and bookkeeping services .....	71	40 588	17 344	4 404	652
873 ex. 8733	Research, development, and testing services (except noncommercial research organizations) .....	8	7 706	3 918	1 229	133
874	Management and public relations services .....	61	17 260	8 845	2 214	297
<b>89</b>	<b>Services, n.e.c.</b> .....	<b>17</b>	<b>2 291</b>	<b>794</b>	<b>158</b>	<b>34</b>
<b>TERRE HAUTE, IN MSA</b>						
	<b>Total</b> .....	<b>880</b>	<b>426 272</b>	<b>144 144</b>	<b>32 415</b>	<b>8 687</b>
<b>70 ex. 704</b>	<b>Hotels, rooming houses, camps, and other lodging places (except membership lodging)</b> .....	<b>20</b>	<b>(D)</b>	<b>(D)</b>	<b>(D)</b>	<b>EE</b>
7011	Hotels and motels .....	17	12 202	2 738	646	319
7011 pt.	Hotels .....	4	4 521	890	213	117
7011 pt.	Motels, motor hotels, and tourist courts .....	13	7 681	1 848	433	202
702, 3	Other lodging places .....	3	(D)	(D)	(D)	AA
<b>72</b>	<b>Personal services</b> .....	<b>139</b>	<b>26 743</b>	<b>8 388</b>	<b>2 122</b>	<b>749</b>
721	Laundry, cleaning, and garment services .....	38	11 269	3 506	828	299
7211	Power laundries, family and commercial* .....	—	—	—	—	—
7213	Linen supply* .....	1	(D)	(D)	(D)	AA
7215	Coin-operated laundries and drycleaning .....	17	1 887	639	156	90
7216	Drycleaning plants, except rug cleaning* .....	7	1 420	575	136	58
7217	Carpet and upholstery cleaning .....	7	(D)	(D)	(D)	BB
7218	Industrial launderers* .....	2	(D)	(D)	(D)	CC
7212, 9	Other laundry, cleaning, and garment services* .....	4	(D)	(D)	(D)	AA
722	Photographic studios, portrait .....	12	1 509	270	51	26
723, 4	Beauty and barber shops .....	44	4 329	1 936	453	196
723	Beauty shops .....	43	(D)	(D)	(D)	CC
724	Barber shops .....	1	(D)	(D)	(D)	AA
725	Shoe repair shops and shoeshine parlors .....	—	—	—	—	—
726	Funeral service and crematories .....	25	7 622	2 040	590	91
729	Miscellaneous personal services .....	20	2 014	636	200	137

**Table 7a. Summary Statistics for Firms Subject to Federal Income Tax for Metropolitan Areas: 1992 — Con.**

[Includes only establishments with payroll. For meaning of abbreviations and symbols, see introductory text. For explanation of terms and comparability of 1987 and 1992 censuses, see appendix A. For definitions of CMSA's, MSA's, and PMSA's, see appendix D]

SIC code	Geographic area and kind of business or operation	Establishments (number)	Receipts (\$1,000)	Annual payroll (\$1,000)	First-quarter payroll (\$1,000)	Paid employees for pay period including March 12 (number)
<b>TERRE HAUTE, IN MSA — Con.</b>						
<b>73</b>	<b>Business services</b> .....	<b>119</b>	<b>78 327</b>	<b>28 798</b>	<b>6 099</b>	<b>1 762</b>
731	Advertising .....	6	(D)	(D)	(D)	BB
732	Consumer credit reporting agencies, mercantile reporting agencies, and adjustment and collection agencies .....	3	(D)	(D)	(D)	BB
733	Mailing, reproduction, commercial art and photography, and stenographic services .....	9	1 587	343	70	19
734	Services to dwellings and other buildings .....	33	7 888	3 593	812	429
735	Miscellaneous equipment rental and leasing .....	15	10 327	1 919	432	85
736	Personnel supply services .....	7	10 583	7 848	1 316	523
737	Computer programming, data processing, and other computer related services .....	10	(D)	(D)	(D)	CC
7371, 2, 3	Computer programming, prepackaged software, and integrated systems .....	6	(D)	(D)	(D)	CC
7374, 5, 6	Data processing services .....	3	(D)	(D)	(D)	BB
7377, 8, 9	Computer rental and leasing, maintenance, and related services, n.e.c. ....	1	(D)	(D)	(D)	AA
738	Miscellaneous business services .....	36	(D)	(D)	(D)	EE
<b>75</b>	<b>Automotive repair, services, and parking</b> .....	<b>87</b>	<b>18 921</b>	<b>5 028</b>	<b>1 231</b>	<b>358</b>
751	Automotive rental and leasing, without drivers .....	8	3 160	622	149	57
752	Automobile parking .....	—	—	—	—	—
753	Automotive repair shops .....	63	13 369	3 650	897	230
7532	Top, body, and upholstery repair shops and paint shops .....	20	4 654	1 226	295	63
7538	General automotive repair shops .....	23	3 912	1 151	264	87
7533, 4, 6, 7, 9	Other automotive repair shops .....	20	4 803	1 273	338	80
754	Automotive services, except repair .....	16	2 392	756	185	71
<b>76</b>	<b>Miscellaneous repair services</b> .....	<b>42</b>	<b>18 714</b>	<b>5 289</b>	<b>1 332</b>	<b>289</b>
762	Electrical repair shops .....	10	3 555	1 439	351	110
7622	Radio and television repair shops .....	4	(D)	(D)	(D)	AA
7623, 9	Other electrical and electronic repair shops .....	6	(D)	(D)	(D)	BB
763	Watch, clock, and jewelry repair .....	1	(D)	(D)	(D)	AA
764	Reupholstery and furniture repair .....	3	417	122	17	10
769	Miscellaneous repair and related services .....	28	(D)	(D)	(D)	CC
<b>78, 79, 84</b>	<b>Amusement and recreation services, including motion pictures and museums</b> .....	<b>50</b>	<b>8 696</b>	<b>2 027</b>	<b>463</b>	<b>307</b>
781, 2	Motion picture production, distribution, and services .....	1	(D)	(D)	(D)	AA
783	Motion picture theaters .....	6	(D)	(D)	(D)	BB
784	Video tape rental .....	6	691	102	26	23
792	Theatrical producers (except motion picture), bands, orchestras, and entertainers .....	2	(D)	(D)	(D)	AA
793	Bowling centers .....	5	2 231	688	195	86
79 ex. 792, 3; 84	Commercial sports and other amusement and recreation services, including museums .....	30	3 929	939	177	132
<b>80</b>	<b>Health services</b> .....	<b>250</b>	<b>210 093</b>	<b>73 482</b>	<b>16 208</b>	<b>3 998</b>
801	Offices and clinics of doctors of medicine .....	109	65 771	24 718	5 071	849
802	Offices and clinics of dentists .....	59	14 106	4 186	937	240
803	Offices and clinics of doctors of osteopathy .....	—	—	—	—	—
804	Offices and clinics of other health practitioners .....	34	8 452	2 628	590	151
805	Nursing and personal care facilities .....	15	28 609	12 530	3 080	1 049
806	Hospitals .....	3	(D)	(D)	(D)	FF
807, 8, 9	Other health services .....	30	(D)	(D)	(D)	FF
<b>81</b>	<b>Legal services</b> .....	<b>61</b>	<b>22 329</b>	<b>5 090</b>	<b>1 422</b>	<b>227</b>
<b>823, 4, 9</b>	<b>Selected educational services</b> .....	<b>8</b>	<b>(D)</b>	<b>(D)</b>	<b>(D)</b>	<b>CC</b>
<b>83</b>	<b>Social services</b> .....	<b>41</b>	<b>4 915</b>	<b>1 441</b>	<b>356</b>	<b>189</b>
835	Child day care services .....	31	(D)	(D)	(D)	CC
832, 3, 6, 9	Other social services .....	10	(D)	(D)	(D)	BB
<b>87 ex. 8733</b>	<b>Engineering, accounting, research, management, and related services (except noncommercial research organizations)</b> .....	<b>61</b>	<b>15 285</b>	<b>8 078</b>	<b>1 411</b>	<b>330</b>
871	Engineering, architectural, and surveying services .....	11	2 100	1 179	312	67
872	Accounting, auditing, and bookkeeping services .....	31	7 518	3 546	786	199
873 ex. 8733	Research, development, and testing services (except noncommercial research organizations) .....	3	918	301	69	18
874	Management and public relations services .....	16	4 749	3 052	244	46
<b>89</b>	<b>Services, n.e.c.</b> .....	<b>2</b>	<b>(D)</b>	<b>(D)</b>	<b>(D)</b>	<b>AA</b>

**Table 7b. Summary Statistics for Firms Exempt From Federal Income Tax for Metropolitan Areas: 1992**

[Includes only establishments with payroll. For meaning of abbreviations and symbols, see introductory text. For explanation of terms and comparability of 1987 and 1992 censuses, see appendix A. For definitions of CMSA's, MSA's, and PMSA's, see appendix D]

SIC code	Geographic area and kind of business or operation	Establishments (number)	Revenue (\$1,000)	Annual payroll (\$1,000)	First-quarter payroll (\$1,000)	Paid employees for pay period including March 12 (number)
<b>BLOOMINGTON, IN MSA</b>						
	<b>Total</b> .....	<b>146</b>	<b>180 586</b>	<b>68 840</b>	<b>16 580</b>	<b>4 356</b>
7032, 704	Camps and membership lodging .....	39	12 393	1 629	465	306
792, 7991 pt., 7997, 7999 pt., 84	Selected amusement, recreation, and related services .....	3	(D)	(D)	(D)	BB
8011 pt.; 8021 pt.; 805, 6, 8, 9	Selected health services .....	13	(D)	(D)	(D)	GG
8111 pt.	Legal aid societies and similar legal services .....	1	(D)	(D)	(D)	AA
823, 4, 9	Selected educational services .....	3	(D)	(D)	(D)	BB
83	Social services .....	35	19 443	7 795	1 936	856
835	Child day care services .....	6	(D)	(D)	(D)	FF
832, 3, 6, 9	Other social services .....	29	(D)	(D)	(D)	EE
861, 2, 4, 9	Selected membership organizations .....	47	25 298	7 643	1 905	721
873, 4 ex. 8744	Research, testing, and consulting services, except facilities support management services .....	5	(D)	(D)	(D)	BB
<b>CHICAGO-GARY-KENOSHA, IL-IN-WI CMSA</b>						
	<b>Total</b> .....	<b>5 523</b>	<b>18 692 661</b>	<b>7 532 711</b>	<b>1 814 307</b>	<b>301 454</b>
7032, 704	Camps and membership lodging .....	45	(D)	(D)	(D)	EE
7032	Sporting and recreational camps .....	14	(D)	(D)	(D)	CC
704	Organization hotels and lodging houses, on membership basis .....	31	17 434	5 516	1 492	341
792, 7991 pt., 7997, 7999 pt., 84	Selected amusement, recreation, and related services .....	352	(D)	(D)	(D)	JJ
792	Theatrical producers (except motion picture), bands, orchestras, and entertainers .....	108	(D)	(D)	(D)	HH
7922	Theatrical producers (except motion picture) and miscellaneous theatrical services .....	64	(D)	(D)	(D)	GG
7922 pt.	Producers of live theatrical productions .....	53	(D)	(D)	(D)	GG
7922 pt.	Producers of radio and television shows, except tape .....	-	-	-	-	-
7922 pt.	Artists' and entertainers' managers or agents, concert bureaus, booking agents .....	-	-	-	-	-
7922 pt.	Other theatrical services .....	11	(D)	(D)	(D)	CC
7929	Bands, orchestras, actors, and other entertainers and entertainment groups .....	44	73 854	34 185	8 899	1 423
7929 pt.	Dance groups and artists .....	7	(D)	(D)	(D)	BB
7929 pt.	Symphony orchestras, opera companies, and chamber music organizations .....	26	(D)	(D)	(D)	GG
7929 pt.	Other music groups and artists .....	7	(D)	(D)	(D)	BB
7929 pt.	Other entertainers and entertainment groups .....	4	(D)	(D)	(D)	BB
7991 pt., 7997	Gymnasiums, athletic clubs, and membership sports and recreation clubs .....	170	(D)	(D)	(D)	HH
7991 pt.	Gymnasiums and athletic clubs .....	4	(D)	(D)	(D)	CC
7997	Membership sports and recreation clubs .....	166	204 533	86 799	14 543	4 670
7999 pt.	Fairs .....	9	(D)	(D)	(D)	BB
84	Museums, art galleries, and botanical and zoological gardens .....	65	(D)	(D)	(D)	HH
841	Museums and art galleries .....	60	227 578	73 601	17 270	3 701
842	Arboreta and botanical or zoological gardens .....	5	(D)	(D)	(D)	GG
8011 pt.; 8021 pt.; 805, 6, 8, 9	Selected health services .....	569	(D)	(D)	(D)	MM
8011 pt., 8021 pt.	Clinics of doctors of medicine and dentists .....	75	337 209	101 263	23 503	3 051
8011 pt.	General medical clinics .....	75	337 209	101 263	23 503	3 051
8021 pt.	Dental clinics .....	-	-	-	-	-
805	Nursing and personal care facilities .....	145	(D)	(D)	(D)	JJ
8051	Skilled nursing care facilities .....	70	300 530	142 940	35 110	8 882
8052	Intermediate care facilities .....	49	(D)	(D)	(D)	HH
8059	Nursing and personal care facilities, n.e.c. .....	26	23 960	10 247	2 722	842
806	Hospitals .....	116	(D)	(D)	(D)	MM
8062	General medical and surgical hospitals .....	99	(D)	(D)	(D)	MM
8062 pt.	General medical and surgical hospitals, nongovernment .....	90	(D)	(D)	(D)	MM
8062 pt.	General medical and surgical hospitals, government .....	9	(D)	(D)	(D)	JJ
8063, 9	Specialty hospitals .....	17	(D)	(D)	(D)	JJ
8063	Psychiatric hospitals .....	8	(D)	(D)	(D)	II
8063 pt.	Psychiatric hospitals, nongovernment .....	2	(D)	(D)	(D)	EE
8063 pt.	Psychiatric hospitals, government .....	6	(D)	(D)	(D)	II
8069 pt.	Specialty hospitals, except psychiatric .....	9	(D)	(D)	(D)	II
8069 pt.	Specialty hospitals, except psychiatric; nongovernment .....	9	(D)	(D)	(D)	II
8069 pt.	Specialty hospitals, except psychiatric; government .....	-	-	-	-	-
808, 9	Other health services .....	233	(D)	(D)	(D)	II
808	Home health care services .....	63	(D)	(D)	(D)	HH
809	Miscellaneous health and allied services, n.e.c. .....	170	(D)	(D)	(D)	HH
8092	Kidney dialysis centers .....	-	-	-	-	-
8093	Specialty outpatient facilities, n.e.c. .....	127	149 657	75 878	19 047	3 758
8099	Health and allied services, n.e.c. .....	43	(D)	(D)	(D)	FF
8111 pt.	Legal aid societies and similar legal services .....	43	28 281	16 329	3 964	559

IN-114 INDIANA

SERVICE INDUSTRIES—GEOGRAPHIC AREA SERIES

Table 7b. **Summary Statistics for Firms Exempt From Federal Income Tax for Metropolitan Areas: 1992—Con.**

[Includes only establishments with payroll. For meaning of abbreviations and symbols, see introductory text. For explanation of terms and comparability of 1987 and 1992 censuses, see appendix A. For definitions of CMSA's, MSA's, and PMSA's, see appendix D]

SIC code	Geographic area and kind of business or operation	Establishments (number)	Revenue (\$1,000)	Annual payroll (\$1,000)	First-quarter payroll (\$1,000)	Paid employees for pay period including March 12 (number)
<b>CHICAGO—GARY—KENOSHA, IL—IN—WI CMSA—Con.</b>						
<b>823, 4, 9</b>	<b>Selected educational services</b> .....	<b>165</b>	<b>112 370</b>	<b>39 567</b>	<b>9 755</b>	<b>2 601</b>
823	Libraries.....	9	(D)	(D)	(D)	EE
824	Vocational schools .....	43	(D)	(D)	(D)	FF
8243	Data processing schools .....	1	(D)	(D)	(D)	AA
8244	Business and secretarial schools .....	—	—	—	—	—
8249	Vocational schools, n.e.c. ....	42	34 444	11 888	2 985	935
829	Schools and educational services, n.e.c. ....	113	(D)	(D)	(D)	GG
<b>83</b>	<b>Social services</b> .....	<b>2 257</b>	<b>(D)</b>	<b>(D)</b>	<b>(D)</b>	<b>KK</b>
835	Child day care services .....	419	(D)	(D)	(D)	II
832, 3, 6, 9	Other social services .....	1 838	1 791 769	612 666	148 089	37 382
832	Individual and family social services .....	807	579 560	260 973	62 529	15 814
833	Job training and vocational rehabilitation services .....	196	(D)	(D)	(D)	II
836	Residential care .....	394	354 278	147 716	35 426	9 007
839	Social services, n.e.c. ....	441	(D)	(D)	(D)	II
<b>861, 2, 4, 9</b>	<b>Selected membership organizations</b> .....	<b>1 909</b>	<b>(D)</b>	<b>(D)</b>	<b>(D)</b>	<b>KK</b>
861	Business associations .....	492	1 092 710	303 128	74 239	8 485
864	Civic, social, and fraternal associations .....	954	(D)	(D)	(D)	JJ
862, 9	Other membership organizations .....	463	1 068 112	270 037	64 839	8 784
862	Professional membership organizations .....	235	720 408	197 763	46 859	5 552
869	Membership organizations, n.e.c. ....	228	347 704	72 274	17 980	3 232
<b>873, 4 ex. 8744</b>	<b>Research, testing, and consulting services, except facilities support management services</b> .....	<b>183</b>	<b>(D)</b>	<b>(D)</b>	<b>(D)</b>	<b>JJ</b>
873	Research, development, and testing services .....	117	(D)	(D)	(D)	JJ
8731	Commercial physical and biological research .....	9	670 039	322 669	77 061	8 549
8732	Commercial economic, sociological, and educational research .....	23	(D)	(D)	(D)	FF
8733	Noncommercial research organizations .....	78	(D)	(D)	(D)	GG
8734	Testing laboratories .....	7	(D)	(D)	(D)	GG
874 ex. 8744	Management and public relations services, except facilities support management services .....	66	(D)	(D)	(D)	GG
8741	Management services .....	21	(D)	(D)	(D)	FF
8742	Management consulting services .....	11	(D)	(D)	(D)	EE
8743	Public relations services .....	4	(D)	(D)	(D)	AA
8748	Business consulting services, n.e.c. ....	30	(D)	(D)	(D)	CC
<b>Chicago, IL PMSA</b>						
<b>Total</b> .....		<b>4 958</b>	<b>17 326 494</b>	<b>6 997 957</b>	<b>1 686 702</b>	<b>274 870</b>
(See appropriate State for SIC detail.)						
<b>Gary, IN PMSA</b>						
<b>Total</b> .....		<b>395</b>	<b>1 060 971</b>	<b>417 313</b>	<b>99 750</b>	<b>19 825</b>
<b>7032, 704</b>	<b>Camps and membership lodging</b> .....	<b>2</b>	<b>(D)</b>	<b>(D)</b>	<b>(D)</b>	<b>AA</b>
<b>792, 7991 pt., 7997, 7999 pt., 84</b>	<b>Selected amusement, recreation, and related services</b> .....	<b>17</b>	<b>8 189</b>	<b>3 289</b>	<b>529</b>	<b>375</b>
<b>8011 pt.; 8021 pt.; 805, 6, 8, 9</b>	<b>Selected health services</b> .....	<b>53</b>	<b>903 352</b>	<b>362 160</b>	<b>87 479</b>	<b>15 293</b>
<b>8111 pt.</b>	<b>Legal aid societies and similar legal services</b> .....	<b>1</b>	<b>(D)</b>	<b>(D)</b>	<b>(D)</b>	<b>AA</b>
<b>823, 4, 9</b>	<b>Selected educational services</b> .....	<b>12</b>	<b>(D)</b>	<b>(D)</b>	<b>(D)</b>	<b>CC</b>
<b>83</b>	<b>Social services</b> .....	<b>154</b>	<b>90 864</b>	<b>32 093</b>	<b>7 561</b>	<b>2 658</b>
835	Child day care services .....	29	4 705	2 592	632	307
832, 3, 6, 9	Other social services .....	125	86 159	29 501	6 929	2 351
<b>861, 2, 4, 9</b>	<b>Selected membership organizations</b> .....	<b>144</b>	<b>35 005</b>	<b>9 982</b>	<b>2 189</b>	<b>1 128</b>
<b>873, 4 ex. 8744</b>	<b>Research, testing, and consulting services, except facilities support management services</b> .....	<b>12</b>	<b>15 000</b>	<b>6 037</b>	<b>1 182</b>	<b>128</b>
<b>Kankakee, IL PMSA</b>						
<b>Total</b> .....		<b>68</b>	<b>159 569</b>	<b>60 873</b>	<b>14 300</b>	<b>3 383</b>
(See appropriate State for SIC detail.)						
<b>Kenosha, WI PMSA</b>						
<b>Total</b> .....		<b>102</b>	<b>145 627</b>	<b>56 568</b>	<b>13 555</b>	<b>3 376</b>
(See appropriate State for SIC detail.)						

**Table 7b. Summary Statistics for Firms Exempt From Federal Income Tax for Metropolitan Areas: 1992—Con.**

[Includes only establishments with payroll. For meaning of abbreviations and symbols, see introductory text. For explanation of terms and comparability of 1987 and 1992 censuses, see appendix A. For definitions of CMSA's, MSA's, and PMSA's, see appendix D]

SIC code	Geographic area and kind of business or operation	Establishments (number)	Revenue (\$1,000)	Annual payroll (\$1,000)	First-quarter payroll (\$1,000)	Paid employees for pay period including March 12 (number)
<b>CINCINNATI-HAMILTON, OH-KY-IN CMSA</b>						
	<b>Total</b> .....	<b>1 498</b>	<b>3 377 917</b>	<b>1 418 374</b>	<b>342 753</b>	<b>65 911</b>
<b>7032, 704</b>	<b>Camps and membership lodging</b> .....	<b>30</b>	<b>5 187</b>	<b>871</b>	<b>207</b>	<b>81</b>
7032	Sporting and recreational camps .....	4	(D)	(D)	(D)	BB
704	Organization hotels and lodging houses, on membership basis .....	26	(D)	(D)	(D)	BB
<b>792, 7991 pt., 7997, 7999 pt., 84</b>	<b>Selected amusement, recreation, and related services</b> .....	<b>126</b>	<b>127 232</b>	<b>49 082</b>	<b>10 653</b>	<b>2 851</b>
792	Theatrical producers (except motion picture), bands, orchestras, and entertainers .....	15	(D)	(D)	(D)	FF
7922	Theatrical producers (except motion picture) and miscellaneous theatrical services .....	8	(D)	(D)	(D)	EE
7922 pt.	Producers of live theatrical productions .....	6	(D)	(D)	(D)	EE
7922 pt.	Producers of radio and television shows, except tape .....	—	—	—	—	—
7922 pt.	Artists' and entertainers' managers or agents, concert bureaus, booking agents .....	1	(D)	(D)	(D)	CC
7922 pt.	Other theatrical services .....	1	(D)	(D)	(D)	AA
7929	Bands, orchestras, actors, and other entertainers and entertainment groups .....	7	(D)	(D)	(D)	EE
7929 pt.	Dance groups and artists .....	1	(D)	(D)	(D)	BB
7929 pt.	Symphony orchestras, opera companies, and chamber music organizations .....	5	(D)	(D)	(D)	EE
7929 pt.	Other music groups and artists .....	—	—	—	—	—
7929 pt.	Other entertainers and entertainment groups .....	1	(D)	(D)	(D)	AA
7991 pt., 7997	Gymnasiums, athletic clubs, and membership sports and recreation clubs .....	82	(D)	(D)	(D)	GG
7991 pt.	Gymnasiums and athletic clubs .....	1	(D)	(D)	(D)	BB
7997	Membership sports and recreation clubs .....	81	49 494	19 309	3 507	1 039
7999 pt.	Fairs .....	4	(D)	(D)	(D)	BB
84	Museums, art galleries, and botanical and zoological gardens .....	25	(D)	(D)	(D)	FF
841	Museums and art galleries .....	21	(D)	(D)	(D)	FF
842	Arboreta and botanical or zoological gardens .....	4	(D)	(D)	(D)	EE
<b>8011 pt.; 8021 pt.; 805, 6, 8, 9</b>	<b>Selected health services</b> .....	<b>215</b>	<b>2 613 918</b>	<b>1 150 736</b>	<b>279 269</b>	<b>47 862</b>
8011 pt., 8021 pt.	Clinics of doctors of medicine and dentists .....	41	(D)	(D)	(D)	FF
8011 pt.	General medical clinics .....	40	(D)	(D)	(D)	FF
8021 pt.	Dental clinics .....	1	(D)	(D)	(D)	AA
805	Nursing and personal care facilities .....	66	(D)	(D)	(D)	II
8051	Skilled nursing care facilities .....	33	(D)	(D)	(D)	HH
8052	Intermediate care facilities .....	32	31 917	16 762	4 004	1 097
8059	Nursing and personal care facilities, n.e.c. ....	1	(D)	(D)	(D)	AA
806	Hospitals .....	32	(D)	(D)	(D)	KK
8062	General medical and surgical hospitals .....	24	(D)	(D)	(D)	KK
8062 pt.	General medical and surgical hospitals, nongovernment .....	20	(D)	(D)	(D)	KK
8062 pt.	General medical and surgical hospitals, government .....	4	(D)	(D)	(D)	II
8063, 9	Specialty hospitals .....	8	(D)	(D)	(D)	II
8063	Psychiatric hospitals .....	4	48 377	36 339	9 193	1 039
8063 pt.	Psychiatric hospitals, nongovernment .....	2	(D)	(D)	(D)	EE
8063 pt.	Psychiatric hospitals, government .....	2	(D)	(D)	(D)	FF
8069	Specialty hospitals, except psychiatric .....	4	(D)	(D)	(D)	HH
8069 pt.	Specialty hospitals, except psychiatric; nongovernment .....	4	(D)	(D)	(D)	HH
8069 pt.	Specialty hospitals, except psychiatric; government .....	—	—	—	—	—
808, 9	Other health services .....	76	(D)	(D)	(D)	GG
808	Home health care services .....	11	(D)	(D)	(D)	FF
809	Miscellaneous health and allied services, n.e.c. ....	65	(D)	(D)	(D)	GG
8092	Kidney dialysis centers .....	5	(D)	(D)	(D)	CC
8093	Specialty outpatient facilities, n.e.c. ....	46	(D)	(D)	(D)	FF
8099	Health and allied services, n.e.c. ....	14	(D)	(D)	(D)	EE
<b>8111 pt.</b>	<b>Legal aid societies and similar legal services</b> .....	<b>9</b>	<b>(D)</b>	<b>(D)</b>	<b>(D)</b>	<b>CC</b>
<b>823, 4, 9</b>	<b>Selected educational services</b> .....	<b>31</b>	<b>(D)</b>	<b>(D)</b>	<b>(D)</b>	<b>EE</b>
823	Libraries .....	6	(D)	(D)	(D)	BB
824	Vocational schools .....	11	2 122	867	200	57
8243	Data processing schools .....	—	—	—	—	—
8244	Business and secretarial schools .....	—	—	—	—	—
8249	Vocational schools, n.e.c. ....	11	2 122	867	200	57
829	Schools and educational services, n.e.c. ....	14	(D)	(D)	(D)	CC
<b>83</b>	<b>Social services</b> .....	<b>634</b>	<b>345 770</b>	<b>138 430</b>	<b>32 856</b>	<b>10 206</b>
835	Child day care services .....	99	15 713	8 544	2 091	943
832, 3, 6, 9	Other social services .....	535	330 057	129 886	30 765	9 263
832	Individual and family social services .....	226	101 511	45 559	11 127	2 921
833	Job training and vocational rehabilitation services .....	39	30 910	17 661	3 442	1 995
836	Residential care .....	170	86 720	40 554	9 902	2 788
839	Social services, n.e.c. ....	100	110 916	26 112	6 294	1 559
<b>861, 2, 4, 9</b>	<b>Selected membership organizations</b> .....	<b>415</b>	<b>230 831</b>	<b>56 238</b>	<b>13 876</b>	<b>4 119</b>
861	Business associations .....	46	22 003	6 736	1 687	265
864	Civic, social, and fraternal associations .....	274	161 120	34 896	8 515	3 033
862, 9	Other membership organizations .....	95	47 708	14 606	3 674	821
862	Professional membership organizations .....	31	(D)	(D)	(D)	EE
869	Membership organizations, n.e.c. ....	64	(D)	(D)	(D)	FF

**Table 7b. Summary Statistics for Firms Exempt From Federal Income Tax for Metropolitan Areas: 1992—Con.**

[Includes only establishments with payroll. For meaning of abbreviations and symbols, see introductory text. For explanation of terms and comparability of 1987 and 1992 censuses, see appendix A. For definitions of CMSA's, MSA's, and PMSA's, see appendix D]

SIC code	Geographic area and kind of business or operation	Establishments (number)	Revenue (\$1,000)	Annual payroll (\$1,000)	First-quarter payroll (\$1,000)	Paid employees for pay period including March 12 (number)
<b>CINCINNATI-HAMILTON, OH-KY-IN CMSA—Con.</b>						
<b>873, 4 ex. 8744</b>	<b>Research, testing, and consulting services, except facilities support management services</b> .....	<b>38</b>	<b>40 145</b>	<b>15 913</b>	<b>3 698</b>	<b>428</b>
873	Research, development, and testing services .....	24	10 993	4 602	1 123	173
8731	Commercial physical and biological research .....	2	(D)	(D)	(D)	BB
8732	Commercial economic, sociological, and educational research .....	3	331	168	36	7
8733	Noncommercial research organizations .....	18	(D)	(D)	(D)	CC
8734	Testing laboratories .....	1	(D)	(D)	(D)	AA
874 ex. 8744	Management and public relations services, except facilities support management services .....	14	29 152	11 311	2 575	255
8741	Management services .....	8	(D)	(D)	(D)	CC
8742	Management consulting services .....	2	(D)	(D)	(D)	AA
8743	Public relations services .....	—	—	—	—	—
8748	Business consulting services, n.e.c. ....	4	(D)	(D)	(D)	BB
<b>Cincinnati, OH-KY-IN PMSA</b>						
<b>Total</b> .....		<b>1 270</b>	<b>3 057 359</b>	<b>1 286 610</b>	<b>313 397</b>	<b>58 482</b>
<b>7032, 704</b>	<b>Camps and membership lodging</b> .....	<b>15</b>	<b>2 696</b>	<b>647</b>	<b>140</b>	<b>55</b>
7032	Sporting and recreational camps .....	4	(D)	(D)	(D)	BB
704	Organization hotels and lodging houses, on membership basis .....	11	(D)	(D)	(D)	AA
<b>792, 7991 pt., 7997, 7999 pt., 84</b>	<b>Selected amusement, recreation, and related services</b> .....	<b>112</b>	<b>123 099</b>	<b>47 589</b>	<b>10 368</b>	<b>2 769</b>
792	Theatrical producers (except motion picture), bands, orchestras, and entertainers .....	14	33 033	14 062	3 439	881
7922	Theatrical producers (except motion picture) and miscellaneous theatrical services .....	8	7 034	3 795	936	394
7922 pt.	Producers of live theatrical productions .....	6	(D)	(D)	(D)	EE
7922 pt.	Producers of radio and television shows, except tape .....	—	—	—	—	—
7922 pt.	Artists' and entertainers' managers or agents, concert bureaus, booking agents .....	1	(D)	(D)	(D)	CC
7922 pt.	Other theatrical services .....	1	(D)	(D)	(D)	AA
7929	Bands, orchestras, actors, and other entertainers and entertainment groups .....	6	25 999	10 267	2 503	487
7929 pt.	Dance groups and artists .....	1	(D)	(D)	(D)	BB
7929 pt.	Symphony orchestras, opera companies, and chamber music organizations .....	5	(D)	(D)	(D)	EE
7929 pt.	Other music groups and artists .....	—	—	—	—	—
7929 pt.	Other entertainers and entertainment groups .....	—	—	—	—	—
7991 pt., 7997	Gymnasiums, athletic clubs, and membership sports and recreation clubs .....	72	46 280	18 122	3 294	986
7991 pt.	Gymnasiums and athletic clubs .....	1	(D)	(D)	(D)	BB
7997	Membership sports and recreation clubs .....	71	(D)	(D)	(D)	FF
7999 pt.	Fairs .....	3	1 327	184	23	54
84	Museums, art galleries, and botanical and zoological gardens .....	23	42 459	15 221	3 612	848
841	Museums and art galleries .....	20	(D)	(D)	(D)	FF
842	Arboreta and botanical or zoological gardens .....	3	(D)	(D)	(D)	EE
<b>8011 pt.; 8021 pt.; 805, 6, 8, 9</b>	<b>Selected health services</b> .....	<b>185</b>	<b>2 362 895</b>	<b>1 039 843</b>	<b>254 872</b>	<b>42 344</b>
8011 pt., 8021 pt.	Clinics of doctors of medicine and dentists .....	40	66 092	29 134	7 500	889
8011 pt.	General medical clinics .....	39	(D)	(D)	(D)	FF
8021 pt.	Dental clinics .....	1	(D)	(D)	(D)	AA
805	Nursing and personal care facilities .....	59	159 673	83 668	19 676	5 511
8051	Skilled nursing care facilities .....	30	128 330	67 240	15 777	4 440
8052	Intermediate care facilities .....	28	(D)	(D)	(D)	GG
8059	Nursing and personal care facilities, n.e.c. ....	1	(D)	(D)	(D)	AA
806	Hospitals .....	27	2 060 977	890 456	218 924	34 051
8062	General medical and surgical hospitals .....	19	(D)	(D)	(D)	KK
8062 pt.	General medical and surgical hospitals, nongovernment .....	15	1 326 109	549 185	132 446	22 851
8062 pt.	General medical and surgical hospitals, government .....	4	(D)	(D)	(D)	II
8063, 9	Specialty hospitals .....	8	(D)	(D)	(D)	II
8063	Psychiatric hospitals .....	4	48 377	36 339	9 193	1 039
8063 pt.	Psychiatric hospitals, nongovernment .....	2	(D)	(D)	(D)	EE
8063 pt.	Psychiatric hospitals, government .....	2	(D)	(D)	(D)	FF
8069	Specialty hospitals, except psychiatric .....	4	(D)	(D)	(D)	HH
8069 pt.	Specialty hospitals, except psychiatric; nongovernment .....	4	(D)	(D)	(D)	HH
8069 pt.	Specialty hospitals, except psychiatric; government .....	—	—	—	—	—
808, 9	Other health services .....	59	76 153	36 585	8 772	1 893
808	Home health care services .....	8	19 720	10 989	2 636	697
809	Miscellaneous health and allied services, n.e.c. ....	51	56 433	25 596	6 136	1 196
8092	Kidney dialysis centers .....	4	(D)	(D)	(D)	CC
8093	Specialty outpatient facilities, n.e.c. ....	36	33 376	13 981	3 266	675
8099	Health and allied services, n.e.c. ....	11	(D)	(D)	(D)	EE
<b>8111 pt.</b>	<b>Legal aid societies and similar legal services</b> .....	<b>7</b>	<b>4 534</b>	<b>2 719</b>	<b>653</b>	<b>94</b>



**Table 7b. Summary Statistics for Firms Exempt From Federal Income Tax for Metropolitan Areas: 1992—Con.**

[Includes only establishments with payroll. For meaning of abbreviations and symbols, see introductory text. For explanation of terms and comparability of 1987 and 1992 censuses, see appendix A. For definitions of CMSA's, MSA's, and PMSA's, see appendix D]

SIC code	Geographic area and kind of business or operation	Establishments (number)	Revenue (\$1,000)	Annual payroll (\$1,000)	First-quarter payroll (\$1,000)	Paid employees for pay period including March 12 (number)
<b>CINCINNATI-HAMILTON, OH-KY-IN CMSA—Con.</b>						
<b>Cincinnati, OH-KY-IN PMSA—Con.</b>						
<b>823, 4, 9</b>	<b>Selected educational services</b> .....	<b>28</b>	<b>9 124</b>	<b>3 913</b>	<b>1 424</b>	<b>246</b>
823	Libraries.....	5	2 242	440	108	28
824	Vocational schools .....	11	2 122	867	200	57
8243	Data processing schools .....	—	—	—	—	—
8244	Business and secretarial schools .....	—	—	—	—	—
8249	Vocational schools, n.e.c. ....	11	2 122	867	200	57
829	Schools and educational services, n.e.c. ....	12	4 760	2 606	1 116	161
<b>83</b>	<b>Social services</b> .....	<b>561</b>	<b>323 003</b>	<b>129 205</b>	<b>30 612</b>	<b>9 258</b>
835	Child day care services .....	84	14 328	7 788	1 902	832
832, 3, 6, 9	Other social services .....	477	308 675	121 417	28 710	8 426
832	Individual and family social services .....	194	90 368	40 339	9 891	2 597
833	Job training and vocational rehabilitation services .....	34	30 078	17 239	3 346	1 671
836	Residential care .....	160	83 333	38 866	9 487	2 665
839	Social services, n.e.c. ....	89	104 896	24 973	5 986	1 493
<b>861, 2, 4, 9</b>	<b>Selected membership organizations</b> .....	<b>329</b>	<b>194 177</b>	<b>47 271</b>	<b>11 743</b>	<b>3 329</b>
861	Business associations .....	42	21 397	6 519	1 631	253
864	Civic, social, and fraternal associations .....	211	135 645	28 342	6 968	2 382
862, 9	Other membership organizations .....	76	37 135	12 410	3 144	694
862	Professional membership organizations .....	22	15 807	4 592	1 281	227
869	Membership organizations, n.e.c. ....	54	21 328	7 818	1 863	467
<b>873, 4 ex. 8744</b>	<b>Research, testing, and consulting services, except facilities support management services</b> .....	<b>33</b>	<b>37 831</b>	<b>15 423</b>	<b>3 585</b>	<b>387</b>
873	Research, development, and testing services .....	21	(D)	(D)	(D)	CC
8731	Commercial physical and biological research .....	2	(D)	(D)	(D)	BB
8732	Commercial economic, sociological, and educational research .....	3	331	168	36	7
8733	Noncommercial research organizations .....	15	6 265	2 592	539	81
8734	Testing laboratories .....	1	(D)	(D)	(D)	AA
874 ex. 8744	Management and public relations services, except facilities support management services .....	12	(D)	(D)	(D)	CC
8741	Management services .....	6	21 050	8 743	1 939	163
8742	Management consulting services .....	2	(D)	(D)	(D)	AA
8743	Public relations services .....	—	—	—	—	—
8748	Business consulting services, n.e.c. ....	4	(D)	(D)	(D)	BB
<b>Hamilton-Middletown, OH PMSA</b>						
<b>Total</b> .....		<b>228</b>	<b>320 558</b>	<b>131 764</b>	<b>29 356</b>	<b>7 429</b>
(See appropriate State for SIC detail.)						
<b>ELKHART-GOSHEN, IN MSA</b>						
<b>Total</b> .....		<b>125</b>	<b>168 372</b>	<b>70 001</b>	<b>17 190</b>	<b>3 310</b>
<b>7032, 704</b>	<b>Camps and membership lodging</b> .....	<b>—</b>	<b>—</b>	<b>—</b>	<b>—</b>	<b>—</b>
<b>792, 7991 pt., 7997, 7999 pt., 84</b>	<b>Selected amusement, recreation, and related services</b> .....	<b>8</b>	<b>4 712</b>	<b>1 747</b>	<b>353</b>	<b>108</b>
<b>8011 pt.; 8021 pt.; 805, 6, 8, 9</b>	<b>Selected health services</b> .....	<b>12</b>	<b>130 645</b>	<b>55 225</b>	<b>13 665</b>	<b>2 238</b>
<b>8111 pt.</b>	<b>Legal aid societies and similar legal services</b> .....	<b>1</b>	<b>(D)</b>	<b>(D)</b>	<b>(D)</b>	<b>AA</b>
<b>823, 4, 9</b>	<b>Selected educational services</b> .....	<b>3</b>	<b>(D)</b>	<b>(D)</b>	<b>(D)</b>	<b>BB</b>
<b>83</b>	<b>Social services</b> .....	<b>52</b>	<b>19 569</b>	<b>8 407</b>	<b>2 075</b>	<b>595</b>
835	Child day care services .....	12	1 664	978	251	142
832, 3, 6, 9	Other social services .....	40	17 905	7 429	1 824	453
<b>861, 2, 4, 9</b>	<b>Selected membership organizations</b> .....	<b>46</b>	<b>10 151</b>	<b>3 101</b>	<b>719</b>	<b>299</b>
<b>873, 4 ex. 8744</b>	<b>Research, testing, and consulting services, except facilities support management services</b> .....	<b>3</b>	<b>(D)</b>	<b>(D)</b>	<b>(D)</b>	<b>AA</b>

Table 7b. **Summary Statistics for Firms Exempt From Federal Income Tax for Metropolitan Areas: 1992—Con.**

[Includes only establishments with payroll. For meaning of abbreviations and symbols, see introductory text. For explanation of terms and comparability of 1987 and 1992 censuses, see appendix A. For definitions of CMSA's, MSA's, and PMSA's, see appendix D]

SIC code	Geographic area and kind of business or operation	Establishments (number)	Revenue (\$1,000)	Annual payroll (\$1,000)	First-quarter payroll (\$1,000)	Paid employees for pay period including March 12 (number)
<b>EVANSVILLE—HENDERSON, IN—KY MSA</b>						
	<b>Total</b> .....	<b>254</b>	<b>564 493</b>	<b>243 959</b>	<b>58 668</b>	<b>12 229</b>
7032, 704	Camps and membership lodging .....	2	(D)	(D)	(D)	AA
792, 7991 pt., 7997, 7999 pt., 84	Selected amusement, recreation, and related services .....	17	10 265	3 978	814	442
8011 pt.; 8021 pt.; 805, 6, 8, 9	Selected health services .....	34	469 274	209 681	50 641	9 235
8111 pt.	Legal aid societies and similar legal services .....	1	(D)	(D)	(D)	AA
823, 4, 9	Selected educational services .....	6	(D)	(D)	(D)	BB
83	Social services .....	101	48 973	19 792	4 710	1 828
835	Child day care services .....	16	3 051	1 518	412	186
832, 3, 6, 9	Other social services .....	85	45 922	18 274	4 298	1 642
861, 2, 4, 9	Selected membership organizations .....	88	22 274	6 556	1 557	591
873, 4 ex. 8744	Research, testing, and consulting services, except facilities support management services .....	5	(D)	(D)	(D)	BB
<b>FORT WAYNE, IN MSA</b>						
	<b>Total</b> .....	<b>383</b>	<b>752 763</b>	<b>307 394</b>	<b>76 124</b>	<b>16 065</b>
7032, 704	Camps and membership lodging .....	—	—	—	—	—
792, 7991 pt., 7997, 7999 pt., 84	Selected amusement, recreation, and related services .....	32	21 264	8 987	1 897	624
8011 pt.; 8021 pt.; 805, 6, 8, 9	Selected health services .....	38	594 332	244 785	61 632	11 151
8111 pt.	Legal aid societies and similar legal services .....	2	(D)	(D)	(D)	AA
823, 4, 9	Selected educational services .....	5	(D)	(D)	(D)	BB
83	Social services .....	144	92 695	39 165	9 147	3 015
835	Child day care services .....	31	5 301	3 025	730	341
832, 3, 6, 9	Other social services .....	113	87 394	36 140	8 417	2 674
861, 2, 4, 9	Selected membership organizations .....	156	40 555	12 496	2 987	1 179
873, 4 ex. 8744	Research, testing, and consulting services, except facilities support management services .....	6	2 336	1 154	280	38
<b>INDIANAPOLIS, IN MSA</b>						
	<b>Total</b> .....	<b>1 373</b>	<b>3 291 562</b>	<b>1 299 704</b>	<b>314 509</b>	<b>55 152</b>
7032, 704	Camps and membership lodging .....	38	5 856	912	225	93
7032 704	Sporting and recreational camps .....	7	1 451	374	56	13
	Organization hotels and lodging houses, on membership basis .....	31	4 405	538	169	80
792, 7991 pt., 7997, 7999 pt., 84	Selected amusement, recreation, and related services .....	80	113 217	42 651	9 356	2 254
792	Theatrical producers (except motion picture), bands, orchestras, and entertainers .....	23	(D)	(D)	(D)	EE
7922	Theatrical producers (except motion picture) and miscellaneous theatrical services .....	9	(D)	(D)	(D)	CC
7922 pt.	Producers of live theatrical productions .....	8	(D)	(D)	(D)	CC
7922 pt.	Producers of radio and television shows, except tape .....	—	—	—	—	—
7922 pt.	Artists' and entertainers' managers or agents, concert bureaus, booking agents .....	—	—	—	—	—
7922 pt. 7929	Other theatrical services .....	1	(D)	(D)	(D)	AA
7929 pt.	Bands, orchestras, actors, and other entertainers and entertainment groups .....	14	17 629	8 262	1 987	347
7929 pt.	Dance groups and artists .....	2	(D)	(D)	(D)	BB
7929 pt.	Symphony orchestras, opera companies, and chamber music organizations .....	8	(D)	(D)	(D)	EE
7929 pt.	Other music groups and artists .....	2	(D)	(D)	(D)	AA
7929 pt.	Other entertainers and entertainment groups .....	2	(D)	(D)	(D)	AA
7991 pt., 7997	Gymnasiums, athletic clubs, and membership sports and recreation clubs .....	39	47 233	15 322	3 045	955
7991 pt.	Gymnasiums and athletic clubs .....	2	(D)	(D)	(D)	CC
7997	Membership sports and recreation clubs .....	37	(D)	(D)	(D)	FF
7999 pt.	Fairs .....	2	(D)	(D)	(D)	AA
84	Museums, art galleries, and botanical and zoological gardens .....	16	41 198	16 009	3 697	813
841	Museums and art galleries .....	15	(D)	(D)	(D)	FF
842	Arboreta and botanical or zoological gardens .....	1	(D)	(D)	(D)	CC

**Table 7b. Summary Statistics for Firms Exempt From Federal Income Tax for Metropolitan Areas: 1992—Con.**

[Includes only establishments with payroll. For meaning of abbreviations and symbols, see introductory text. For explanation of terms and comparability of 1987 and 1992 censuses, see appendix A. For definitions of CMSA's, MSA's, and PMSA's, see appendix D]

SIC code	Geographic area and kind of business or operation	Establishments (number)	Revenue (\$1,000)	Annual payroll (\$1,000)	First-quarter payroll (\$1,000)	Paid employees for pay period including March 12 (number)
<b>INDIANAPOLIS, IN MSA—Con.</b>						
<b>8011 pt.; 8021 pt.; 805, 6, 8, 9</b>	<b>Selected health services</b> -----	<b>139</b>	<b>2 493 997</b>	<b>1 064 407</b>	<b>258 943</b>	<b>40 381</b>
8011 pt., 8021 pt.	Clinics of doctors of medicine and dentists -----	23	(D)	(D)	(D)	FF
8011 pt. 8021 pt.	General medical clinics -----	22	(D)	(D)	(D)	FF
	Dental clinics -----	1	(D)	(D)	(D)	AA
805	Nursing and personal care facilities -----	23	(D)	(D)	(D)	GG
8051	Skilled nursing care facilities -----	11	52 079	26 066	5 840	1 572
8052	Intermediate care facilities -----	9	(D)	(D)	(D)	FF
8059	Nursing and personal care facilities, n.e.c. -----	3	(D)	(D)	(D)	CC
806	Hospitals -----	28	2 225 573	959 775	234 146	35 239
8062	General medical and surgical hospitals -----	22	2 130 720	898 624	220 946	33 234
8062 pt.	General medical and surgical hospitals, nongovernment -----	11	1 326 847	555 373	134 538	20 960
8062 pt.	General medical and surgical hospitals, government -----	11	803 873	343 251	86 408	12 274
8063, 9	Specialty hospitals -----	6	94 853	61 151	13 200	2 005
8063 pt.	Psychiatric hospitals -----	3	(D)	(D)	(D)	GG
8063 pt.	Psychiatric hospitals, nongovernment -----	1	(D)	(D)	(D)	EE
8063 pt.	Psychiatric hospitals, government -----	2	(D)	(D)	(D)	FF
8069	Specialty hospitals, except psychiatric -----	3	(D)	(D)	(D)	FF
8069 pt.	Specialty hospitals, except psychiatric; nongovernment -----	3	(D)	(D)	(D)	FF
8069 pt.	Specialty hospitals, except psychiatric; government -----	-	-	-	-	-
808, 9	Other health services -----	65	82 027	37 594	8 660	1 850
808	Home health care services -----	9	(D)	(D)	(D)	FF
809	Miscellaneous health and allied services, n.e.c. -----	56	(D)	(D)	(D)	GG
8092	Kidney dialysis centers -----	-	-	-	-	-
8093	Specialty outpatient facilities, n.e.c. -----	33	31 096	16 341	3 865	853
8099	Health and allied services, n.e.c. -----	23	(D)	(D)	(D)	EE
<b>8111 pt.</b>	<b>Legal aid societies and similar legal services</b> -----	<b>7</b>	<b>6 071</b>	<b>2 428</b>	<b>591</b>	<b>90</b>
<b>823, 4, 9</b>	<b>Selected educational services</b> -----	<b>20</b>	<b>13 457</b>	<b>2 522</b>	<b>589</b>	<b>133</b>
823	Libraries -----	-	-	-	-	-
824	Vocational schools -----	9	2 629	1 015	255	48
8243	Data processing schools -----	-	-	-	-	-
8244	Business and secretarial schools -----	-	-	-	-	-
8249	Vocational schools, n.e.c. -----	9	2 629	1 015	255	48
829	Schools and educational services, n.e.c. -----	11	10 828	1 507	334	85
<b>83</b>	<b>Social services</b> -----	<b>444</b>	<b>251 214</b>	<b>90 828</b>	<b>21 429</b>	<b>6 634</b>
835	Child day care services -----	110	10 869	6 013	1 508	840
832, 3, 6, 9	Other social services -----	334	240 345	84 815	19 921	5 794
832	Individual and family social services -----	148	74 142	29 185	6 830	2 145
833	Job training and vocational rehabilitation services -----	30	28 900	15 737	3 604	1 516
836	Residential care -----	57	39 878	20 744	4 882	1 210
839	Social services, n.e.c. -----	99	97 425	19 149	4 605	923
<b>861, 2, 4, 9</b>	<b>Selected membership organizations</b> -----	<b>613</b>	<b>381 913</b>	<b>88 714</b>	<b>21 635</b>	<b>5 311</b>
861	Business associations -----	122	69 077	21 546	5 434	751
864	Civic, social, and fraternal associations -----	358	202 252	44 379	10 587	3 591
862, 9	Other membership organizations -----	133	110 584	22 789	5 614	969
862	Professional membership organizations -----	62	41 417	9 378	2 263	394
869	Membership organizations, n.e.c. -----	71	69 167	13 411	3 351	575
<b>873, 4 ex. 8744</b>	<b>Research, testing, and consulting services, except facilities support management services</b> -----	<b>32</b>	<b>25 837</b>	<b>7 242</b>	<b>1 741</b>	<b>256</b>
873	Research, development, and testing services -----	21	(D)	(D)	(D)	CC
8731	Commercial physical and biological research -----	1	(D)	(D)	(D)	AA
8732	Commercial economic, sociological, and educational research -----	4	(D)	(D)	(D)	BB
8733	Noncommercial research organizations -----	15	(D)	(D)	(D)	CC
8734	Testing laboratories -----	1	(D)	(D)	(D)	AA
874 ex. 8744	Management and public relations services, except facilities support management services -----	11	(D)	(D)	(D)	BB
8741	Management services -----	2	(D)	(D)	(D)	AA
8742	Management consulting services -----	2	(D)	(D)	(D)	BB
8743	Public relations services -----	2	(D)	(D)	(D)	BB
8748	Business consulting services, n.e.c. -----	5	5 519	1 448	334	39
<b>KOKOMO, IN MSA</b>						
	<b>Total</b> -----	<b>75</b>	<b>131 326</b>	<b>59 238</b>	<b>13 935</b>	<b>3 377</b>
<b>7032, 704</b>	<b>Camps and membership lodging</b> -----	<b>1</b>	<b>(D)</b>	<b>(D)</b>	<b>(D)</b>	<b>AA</b>
<b>792, 7991 pt., 7997, 7999 pt., 84</b>	<b>Selected amusement, recreation, and related services</b> -----	<b>3</b>	<b>(D)</b>	<b>(D)</b>	<b>(D)</b>	<b>BB</b>
<b>8011 pt.; 8021 pt.; 805, 6, 8, 9</b>	<b>Selected health services</b> -----	<b>6</b>	<b>104 650</b>	<b>49 041</b>	<b>11 556</b>	<b>2 288</b>
<b>8111 pt.</b>	<b>Legal aid societies and similar legal services</b> -----	<b>1</b>	<b>(D)</b>	<b>(D)</b>	<b>(D)</b>	<b>AA</b>
<b>823, 4, 9</b>	<b>Selected educational services</b> -----	<b>1</b>	<b>(D)</b>	<b>(D)</b>	<b>(D)</b>	<b>AA</b>
<b>83</b>	<b>Social services</b> -----	<b>21</b>	<b>13 314</b>	<b>5 225</b>	<b>1 168</b>	<b>667</b>
835	Child day care services -----	3	(D)	(D)	(D)	AA
832, 3, 6, 9	Other social services -----	18	(D)	(D)	(D)	FF

**Table 7b. Summary Statistics for Firms Exempt From Federal Income Tax for Metropolitan Areas: 1992—Con.**

[Includes only establishments with payroll. For meaning of abbreviations and symbols, see introductory text. For explanation of terms and comparability of 1987 and 1992 censuses, see appendix A. For definitions of CMSA's, MSA's, and PMSA's, see appendix D]

SIC code	Geographic area and kind of business or operation	Establishments (number)	Revenue (\$1,000)	Annual payroll (\$1,000)	First-quarter payroll (\$1,000)	Paid employees for pay period including March 12 (number)
<b>KOKOMO, IN MSA—Con.</b>						
861, 2, 4, 9	Selected membership organizations -----	40	9 053	3 212	807	330
873, 4 ex. 8744	Research, testing, and consulting services, except facilities support management services -----	2	(D)	(D)	(D)	AA
<b>LAFAYETTE, IN MSA</b>						
Total -----		214	346 375	104 105	24 933	6 031
7032, 704	Camps and membership lodging -----	30	(D)	(D)	(D)	BB
792, 7991 pt., 7997, 7999 pt., 84	Selected amusement, recreation, and related services -----	19	(D)	(D)	(D)	EE
8011 pt.; 8021 pt.; 805, 6, 8, 9	Selected health services -----	27	189 415	80 915	19 570	3 954
8111 pt.	Legal aid societies and similar legal services -----	2	(D)	(D)	(D)	AA
823, 4, 9	Selected educational services -----	3	177	75	5	3
83	Social services -----	60	28 772	11 489	2 608	978
835	Child day care services -----	11	1 657	946	231	115
832, 3, 6, 9	Other social services -----	49	27 115	10 543	2 377	863
861, 2, 4, 9	Selected membership organizations -----	70	21 760	6 785	1 493	638
873, 4 ex. 8744	Research, testing, and consulting services, except facilities support management services -----	3	(D)	(D)	(D)	BB
<b>LOUISVILLE, KY-IN MSA</b>						
Total -----		707	1 515 344	614 907	148 906	31 353
7032, 704	Camps and membership lodging -----	1	(D)	(D)	(D)	AA
792, 7991 pt., 7997, 7999 pt., 84	Selected amusement, recreation, and related services -----	57	51 876	20 390	4 890	1 336
8011 pt.; 8021 pt.; 805, 6, 8, 9	Selected health services -----	90	1 141 407	486 910	117 802	21 550
8011 pt., 8021 pt. 805	Clinics of doctors of medicine and dentists -----	9	(D)	(D)	(D)	CC
	Nursing and personal care facilities -----	27	(D)	(D)	(D)	HH
806	Hospitals -----	15	971 241	411 010	99 934	16 915
8062	General medical and surgical hospitals -----	12	907 207	379 468	92 298	15 497
8063, 9	Specialty hospitals -----	3	64 034	31 542	7 636	1 418
808, 9	Other health services -----	39	76 572	36 502	8 522	1 820
8111 pt.	Legal aid societies and similar legal services -----	3	(D)	(D)	(D)	BB
823, 4, 9	Selected educational services -----	17	5 872	1 885	438	131
83	Social services -----	267	195 631	65 024	16 093	5 625
835	Child day care services -----	66	18 459	9 989	2 525	1 175
832, 3, 6, 9	Other social services -----	201	177 172	55 035	13 568	4 450
832	Individual and family social services -----	82	55 237	22 734	5 813	1 734
833	Job training and vocational rehabilitation services -----	19	19 290	8 218	1 989	1 054
836	Residential care -----	34	29 040	12 668	3 057	893
839	Social services, n.e.c. -----	66	73 605	11 415	2 709	769
861, 2, 4, 9	Selected membership organizations -----	258	107 864	35 126	8 465	2 257
861	Business associations -----	47	24 233	8 383	2 083	321
864	Civic, social, and fraternal associations -----	146	49 315	15 671	3 608	1 377
862, 9	Other membership organizations -----	65	34 316	11 072	2 774	559
873, 4 ex. 8744	Research, testing, and consulting services, except facilities support management services -----	14	9 778	3 914	856	393
873	Research, development, and testing services -----	10	(D)	(D)	(D)	BB
874 ex. 8744	Management and public relations services, except facilities support management services -----	4	(D)	(D)	(D)	EE

Table 7b. **Summary Statistics for Firms Exempt From Federal Income Tax for Metropolitan Areas: 1992—Con.**

[Includes only establishments with payroll. For meaning of abbreviations and symbols, see introductory text. For explanation of terms and comparability of 1987 and 1992 censuses, see appendix A. For definitions of CMSA's, MSA's, and PMSA's, see appendix D]

SIC code	Geographic area and kind of business or operation	Establishments (number)	Revenue (\$1,000)	Annual payroll (\$1,000)	First-quarter payroll (\$1,000)	Paid employees for pay period including March 12 (number)
<b>MUNCIE, IN MSA</b>						
	Total .....	109	169 767	73 034	17 467	3 598
7032, 704	Camps and membership lodging .....	3	371	36	11	5
792, 7991 pt., 7997, 7999 pt., 84	Selected amusement, recreation, and related services .....	11	(D)	(D)	(D)	CC
8011 pt.; 8021 pt.; 805, 6, 8, 9	Selected health services .....	18	(D)	(D)	(D)	GG
8111 pt.	Legal aid societies and similar legal services .....	1	(D)	(D)	(D)	AA
823, 4, 9	Selected educational services .....	—	—	—	—	—
83	Social services .....	39	18 558	8 237	1 773	534
835	Child day care services .....	8	1 433	866	192	92
832, 3, 6, 9	Other social services .....	31	17 125	7 371	1 581	442
861, 2, 4, 9	Selected membership organizations .....	33	(D)	(D)	(D)	EE
873, 4 ex. 8744	Research, testing, and consulting services, except facilities support management services .....	4	(D)	(D)	(D)	BB
<b>SOUTH BEND, IN MSA</b>						
	Total .....	242	480 336	189 862	45 538	9 378
7032, 704	Camps and membership lodging .....	1	(D)	(D)	(D)	AA
792, 7991 pt., 7997, 7999 pt., 84	Selected amusement, recreation, and related services .....	19	8 837	3 231	701	291
8011 pt.; 8021 pt.; 805, 6, 8, 9	Selected health services .....	40	370 812	146 573	35 504	6 207
8111 pt.	Legal aid societies and similar legal services .....	1	(D)	(D)	(D)	BB
823, 4, 9	Selected educational services .....	7	(D)	(D)	(D)	BB
83	Social services .....	81	62 305	24 687	5 692	1 863
835	Child day care services .....	19	2 564	1 247	318	146
832, 3, 6, 9	Other social services .....	62	59 741	23 440	5 374	1 717
861, 2, 4, 9	Selected membership organizations .....	87	25 386	7 509	1 809	739
873, 4 ex. 8744	Research, testing, and consulting services, except facilities support management services .....	6	10 931	6 916	1 550	156
<b>TERRE HAUTE, IN MSA</b>						
	Total .....	156	191 592	77 734	17 957	4 369
7032, 704	Camps and membership lodging .....	12	(D)	(D)	(D)	AA
792, 7991 pt., 7997, 7999 pt., 84	Selected amusement, recreation, and related services .....	6	2 856	1 072	258	136
8011 pt.; 8021 pt.; 805, 6, 8, 9	Selected health services .....	17	137 354	57 170	13 005	2 694
8111 pt.	Legal aid societies and similar legal services .....	1	(D)	(D)	(D)	AA
823, 4, 9	Selected educational services .....	3	(D)	(D)	(D)	BB
83	Social services .....	53	28 303	12 294	2 948	847
835	Child day care services .....	9	687	398	97	53
832, 3, 6, 9	Other social services .....	44	27 616	11 896	2 851	794
861, 2, 4, 9	Selected membership organizations .....	62	14 445	5 004	1 211	499
873, 4 ex. 8744	Research, testing, and consulting services, except facilities support management services .....	2	(D)	(D)	(D)	CC

**Table 8a. Summary Statistics for Firms Subject to Federal Income Tax for the Area Outside Metropolitan Areas: 1992**

[Includes only establishments with payroll. For meaning of abbreviations and symbols, see introductory text. For explanation of terms and comparability of 1987 and 1992 censuses, see appendix A. For definitions of CMSA's, MSA's, and PMSA's, see appendix D]

SIC code	Kind of business or operation	Establishments (number)	Receipts (\$1,000)	Annual payroll (\$1,000)	First-quarter payroll (\$1,000)	Paid employees for pay period including March 12 (number)
	<b>Total</b> .....	<b>7 643</b>	<b>2 591 288</b>	<b>937 417</b>	<b>211 458</b>	<b>61 073</b>
<b>70 ex. 704</b>	<b>Hotels, rooming houses, camps, and other lodging places (except membership lodging)</b> .....	<b>236</b>	<b>125 680</b>	<b>33 161</b>	<b>7 042</b>	<b>3 873</b>
7011	Hotels and motels .....	179	114 588	31 190	6 743	3 662
7011 pt.	Hotels .....	55	(D)	(D)	(D)	GG
7011 pt.	Hotels, 25 guestrooms or more .....	46	49 651	14 049	2 979	1 608
7011 pt.	Hotels, less than 25 guestrooms .....	9	(D)	(D)	(D)	BB
7011 pt.	Motels, motor hotels, and tourist courts .....	124	(D)	(D)	(D)	GG
7011 pt.	Motels, tourist courts .....	107	44 065	11 369	2 416	1 368
7011 pt.	Motor hotels .....	17	(D)	(D)	(D)	FF
702, 3	Other lodging places .....	57	11 092	1 971	299	211
702	Rooming and boarding houses .....	7	563	153	38	28
703	Camps and recreational vehicle parks .....	50	10 529	1 818	261	183
<b>72</b>	<b>Personal services</b> .....	<b>1 085</b>	<b>166 580</b>	<b>49 812</b>	<b>12 115</b>	<b>4 834</b>
721	Laundry, cleaning, and garment services .....	276	(D)	(D)	(D)	GG
7211	Power laundries, family and commercial* .....	6	(D)	(D)	(D)	BB
7213	Linen supply* .....	6	7 852	2 898	653	187
7215	Coin-operated laundries and drycleaning .....	112	10 497	2 675	648	442
7216	Drycleaning plants, except rug cleaning .....	87	(D)	(D)	(D)	EE
7217	Carpet and upholstery cleaning .....	42	4 796	1 515	276	164
7218	Industrial launderers* .....	9	8 653	2 357	633	158
7212, 9	Other laundry, cleaning, and garment services* .....	14	1 591	650	157	51
7212	Garment pressing, and agents for laundries and drycleaners .....	4	541	265	72	20
7219	Laundry and garment services, n.e.c.* .....	10	1 050	385	85	31
722	Photographic studios, portrait .....	81	10 305	2 003	406	174
723, 4	Beauty and barber shops .....	373	30 706	12 512	2 868	1 364
723	Beauty shops .....	365	(D)	(D)	(D)	GG
724	Barber shops .....	8	(D)	(D)	(D)	BB
725	Shoe repair shops and shoeshine parlors .....	8	(D)	(D)	(D)	AA
726	Funeral service and crematories .....	196	(D)	(D)	(D)	FF
729	Miscellaneous personal services .....	151	13 431	3 852	1 588	973
7291	Tax return preparation services .....	80	8 006	2 646	1 261	747
7299	Miscellaneous personal services, n.e.c. ....	71	5 425	1 206	327	226
<b>73</b>	<b>Business services</b> .....	<b>869</b>	<b>357 728</b>	<b>168 819</b>	<b>36 429</b>	<b>12 379</b>
731	Advertising .....	29	10 199	3 276	846	116
7311	Advertising agencies .....	13	4 313	1 553	409	60
7312	Outdoor advertising services .....	6	(D)	(D)	(D)	BB
7313	Radio, television, publishers' advertising representatives .....	6	(D)	(D)	(D)	BB
7319	Advertising, n.e.c. ....	4	876	170	36	9
732	Consumer credit reporting agencies, mercantile reporting agencies, and adjustment and collection agencies .....	40	12 411	3 699	836	263
7322	Adjustment and collection services .....	33	10 710	3 313	755	233
7323	Credit reporting services .....	7	1 701	386	81	30
733	Mailing, reproduction, commercial art and photography, and stenographic services .....	45	11 111	3 016	711	211
7331	Direct mail advertising services .....	4	(D)	(D)	(D)	BB
7334	Photocopying and duplicating services .....	6	(D)	(D)	(D)	AA
7335, 6	Commercial photography, art, and graphics .....	24	3 657	1 054	249	78
7335	Commercial photography .....	10	1 076	278	73	33
7336	Commercial art and graphic design .....	14	2 581	776	176	45
7338	Secretarial and court reporting services .....	11	(D)	(D)	(D)	BB
734	Services to dwellings and other buildings .....	225	33 940	13 913	3 337	1 609
7342	Disinfecting and pest control services .....	48	10 280	3 693	784	223
7349	Building cleaning and maintenance services, n.e.c. ....	177	23 660	10 220	2 553	1 386
735	Miscellaneous equipment rental and leasing .....	144	52 354	10 942	2 581	690
7352	Medical equipment rental and leasing .....	11	9 760	2 256	529	95
7353	Heavy construction equipment rental and leasing .....	9	1 893	630	168	32
7359	Equipment rental and leasing, n.e.c. ....	124	40 701	8 056	1 884	563
736	Personnel supply services .....	91	114 865	86 425	16 845	6 907
7361	Employment agencies .....	23	8 266	5 434	982	327
7363	Help supply services .....	68	106 599	80 991	15 863	6 580
7363 pt.	Temporary help supply .....	51	61 031	44 260	7 929	5 225
7363 pt.	Help supply, except temporary .....	17	45 568	36 731	7 934	1 355
737	Computer programming, data processing, and other computer related services .....	81	38 999	19 105	4 685	726
7371, 2, 3	Computer programming, prepackaged software, and integrated systems .....	43	12 676	5 646	1 276	235
7371	Computer programming services .....	29	8 378	4 603	1 032	187
7372	Prepackaged software .....	4	(D)	(D)	(D)	AA
7373	Computer integrated systems .....	10	(D)	(D)	(D)	BB
7374, 5, 6	Data processing services .....	21	(D)	(D)	(D)	EE
7374, 5	Computer processing, information retrieval .....	20	(D)	(D)	(D)	EE
7376	Computer facilities management services .....	1	(D)	(D)	(D)	AA
7377, 8, 9	Computer rental and leasing, maintenance, and related services, n.e.c. ....	17	(D)	(D)	(D)	CC
7377	Computer rental and leasing .....	-	-	-	-	-
7378	Computer maintenance and repair .....	7	(D)	(D)	(D)	BB
7379	Computer related services, n.e.c. ....	10	(D)	(D)	(D)	BB

**Table 8a. Summary Statistics for Firms Subject to Federal Income Tax for the Area Outside Metropolitan Areas: 1992 — Con.**

[Includes only establishments with payroll. For meaning of abbreviations and symbols, see introductory text. For explanation of terms and comparability of 1987 and 1992 censuses, see appendix A. For definitions of CMSA's, MSA's, and PMSA's, see appendix D]

SIC code	Kind of business or operation	Establishments (number)	Receipts (\$1,000)	Annual payroll (\$1,000)	First-quarter payroll (\$1,000)	Paid employees for pay period including March 12 (number)
<b>73</b>	<b>Business services—Con.</b>					
738	Miscellaneous business services -----	214	83 849	28 443	6 588	1 857
7381, 2	Detective agencies and protective services -----	25	6 952	3 259	809	318
7381	Detective, guard, and armored car services -----	23	(D)	(D)	(D)	EE
7382	Security systems services -----	2	(D)	(D)	(D)	AA
7383	News syndicates -----	—	—	—	—	—
7384	Photofinishing laboratories* -----	21	6 277	2 115	421	139
7389	Business services, n.e.c. -----	168	70 620	23 069	5 358	1 400
7389 pt.	Sign painting shops -----	14	2 033	746	130	40
7389 pt.	Interior designing -----	12	1 535	303	58	26
7389 pt.	Telephone answering services -----	9	1 188	451	84	41
7389 pt.	Other business services -----	133	65 864	21 569	5 086	1 293
<b>75</b>	<b>Automotive repair, services, and parking -----</b>	<b>975</b>	<b>266 633</b>	<b>55 856</b>	<b>13 309</b>	<b>3 643</b>
751	Automotive rental and leasing, without drivers -----	50	(D)	(D)	(D)	EE
7513	Truck rental and leasing, without drivers -----	32	47 295	5 371	1 268	231
7514, 5	Passenger car rental and leasing -----	17	(D)	(D)	(D)	BB
7514	Passenger car rental -----	14	(D)	(D)	(D)	BB
7515	Passenger car leasing -----	3	(D)	(D)	(D)	AA
7519	Utility trailer and recreational vehicle rental -----	1	(D)	(D)	(D)	AA
752	Automobile parking -----	2	(D)	(D)	(D)	AA
753	Automotive repair shops -----	805	194 621	44 355	10 574	2 742
7532	Top, body, and upholstery repair shops and paint shops -----	260	(D)	(D)	(D)	FF
7532 pt.	Top and body repair shops -----	249	68 774	16 827	4 112	970
7532 pt.	Paint shops -----	11	(D)	(D)	(D)	BB
7538	General automotive repair shops -----	402	84 838	18 059	4 299	1 219
7538 pt.	General automotive repair shops, except diesel -----	357	73 722	15 057	3 624	1 021
7538 pt.	Diesel repair shops -----	45	11 116	3 002	675	198
7533, 4, 6, 7, 9	Other automotive repair shops -----	143	(D)	(D)	(D)	FF
7533	Automotive exhaust system repair shops -----	48	11 063	2 446	544	162
7534	Tire retreading and repair shops -----	10	8 335	1 761	392	68
7536	Automotive glass replacement shops -----	26	6 462	1 629	396	97
7537	Automotive transmission repair shops -----	22	(D)	(D)	(D)	BB
7539	Automotive repair shops, n.e.c. -----	37	8 350	2 020	486	135
7539 pt.	Radiator repair -----	10	2 270	712	164	31
7539 pt.	Brake, front end, and wheel alignment -----	12	3 468	661	153	50
7539 pt.	Automotive electrical and fuel system services -----	11	2 029	479	125	38
7539 pt.	Other automotive repair shops, n.e.c. -----	4	583	168	44	16
754	Automotive services, except repair -----	118	(D)	(D)	(D)	FF
7542	Carwashes -----	68	(D)	(D)	(D)	EE
7549	Automotive services, except repair and carwashes -----	50	12 257	2 944	673	242
<b>76</b>	<b>Miscellaneous repair services -----</b>	<b>392</b>	<b>94 670</b>	<b>26 386</b>	<b>5 927</b>	<b>1 491</b>
762	Electrical repair shops -----	97	(D)	(D)	(D)	EE
7622	Radio and television repair shops -----	32	(D)	(D)	(D)	BB
7623, 9	Other electrical and electronic repair shops -----	65	16 420	5 117	1 203	317
7623	Refrigeration and air-conditioning service and repair shops -----	12	2 168	450	95	37
7629	Electrical and electronic repair shops, n.e.c. -----	53	14 252	4 667	1 108	280
763	Watch, clock, and jewelry repair -----	2	(D)	(D)	(D)	AA
764	Reupholstery and furniture repair -----	34	(D)	(D)	(D)	CC
769	Miscellaneous repair and related services -----	259	67 364	18 587	4 132	981
7692	Welding repair -----	62	14 922	3 851	758	221
7694	Armature rewinding shops -----	21	7 947	2 147	499	97
7699	Repair shops and related services, n.e.c. -----	176	44 495	12 589	2 875	663
<b>78, 79, 84</b>	<b>Amusement and recreation services, including motion pictures and museums -----</b>	<b>677</b>	<b>169 034</b>	<b>37 977</b>	<b>7 795</b>	<b>4 249</b>
781, 2	Motion picture production, distribution, and services -----	11	(D)	(D)	(D)	BB
783	Motion picture theaters -----	52	(D)	(D)	(D)	EE
7832	Motion picture theaters, except drive-in -----	42	(D)	(D)	(D)	EE
7833	Drive-in motion picture theaters -----	10	696	81	10	13
784	Video tape rental -----	185	26 313	4 991	1 143	837
792	Theatrical producers (except motion picture), bands, orchestras, and entertainers -----	14	(D)	(D)	(D)	BB
7922	Theatrical producers (except motion picture) and miscellaneous theatrical services -----	4	(D)	(D)	(D)	BB
7929	Bands, orchestras, actors, and other entertainers and entertainment groups -----	10	(D)	(D)	(D)	BB
793	Bowling centers -----	62	15 915	4 336	1 222	570
79 ex. 792, 3, 84	Commercial sports and other amusement and recreation services, including museums -----	353	(D)	(D)	(D)	GG
794	Commercial sports -----	19	(D)	(D)	(D)	BB
7941	Professional sports clubs, managers, promoters -----	2	(D)	(D)	(D)	AA
7948	Racing, including track operation -----	17	(D)	(D)	(D)	BB
79 ex. 792, 3, 4, 84	Other amusement and recreation services, including museums -----	334	81 627	22 722	3 957	2 293
791	Dance studios, schools, and halls -----	27	1 548	358	96	124
7991	Physical fitness facilities -----	50	3 983	1 123	282	280
7992	Public golf courses -----	54	15 585	4 368	593	371
7993	Coin-operated amusement devices -----	24	6 877	1 675	519	132
7996	Amusement parks -----	8	16 328	5 168	458	141
7997	Membership sports and recreation clubs -----	52	17 003	5 868	1 064	434
7999, 84	Amusement and recreation services, including museums, n.e.c. -----	119	20 303	4 162	945	811
7999 pt.	Concession operators of amusement devices and rides -----	5	1 880	152	17	13
7999 pt.	Carnivals, circuses, and fairs -----	4	2 187	170	15	6
7999 pt., 84	Other recreation and amusements, including museums -----	110	16 236	3 840	913	792

**Table 8a. Summary Statistics for Firms Subject to Federal Income Tax for the Area Outside Metropolitan Areas: 1992 – Con.**

[Includes only establishments with payroll. For meaning of abbreviations and symbols, see introductory text. For explanation of terms and comparability of 1987 and 1992 censuses, see appendix A. For definitions of CMSA's, MSA's, and PMSA's, see appendix D]

SIC code	Kind of business or operation	Establishments (number)	Receipts (\$1,000)	Annual payroll (\$1,000)	First-quarter payroll (\$1,000)	Paid employees for pay period including March 12 (number)
<b>80</b>	<b>Health services</b> -----	<b>1 954</b>	<b>1 081 996</b>	<b>448 940</b>	<b>100 861</b>	<b>24 170</b>
801	Offices and clinics of doctors of medicine -----	728	373 549	176 601	36 980	4 830
8011 pt.	Offices of doctors of medicine -----	713	366 702	173 054	36 164	4 761
8011 pt.	General medical clinics -----	15	6 847	3 547	816	69
802	Offices and clinics of dentists -----	515	128 429	40 857	9 240	2 401
803	Offices and clinics of doctors of osteopathy -----	37	(D)	(D)	(D)	CC
804	Offices and clinics of other health practitioners -----	366	(D)	(D)	(D)	GG
8041	Offices and clinics of chiropractors -----	133	24 762	7 109	1 546	412
8042	Offices and clinics of optometrists -----	155	42 842	10 206	2 286	605
8043	Offices and clinics of podiatrists -----	30	(D)	(D)	(D)	BB
8049	Offices and clinics of health practitioners, n.e.c. -----	48	8 118	3 688	805	199
805	Nursing and personal care facilities -----	206	(D)	(D)	(D)	JJ
8051	Skilled nursing care facilities -----	126	280 131	124 920	30 332	9 680
8052	Intermediate care facilities -----	66	(D)	(D)	(D)	HH
8059	Nursing and personal care facilities, n.e.c. -----	14	(D)	(D)	(D)	BB
806	Hospitals -----	5	62 776	16 376	3 913	877
8062	General medical and surgical hospitals -----	2	(D)	(D)	(D)	FF
8063, 9	Specialty hospitals -----	3	(D)	(D)	(D)	EE
807, 8, 9	Other health services -----	97	50 662	23 840	5 083	1 590
807	Medical and dental laboratories -----	38	20 307	8 320	1 825	290
8071	Medical laboratories -----	20	17 885	7 463	1 646	234
8072	Dental laboratories -----	18	2 422	857	179	56
808	Home health care services -----	35	20 890	12 847	2 647	1 172
809	Miscellaneous health and allied services, n.e.c. -----	24	9 465	2 673	611	128
8092	Kidney dialysis centers -----	5	4 817	672	155	37
8093	Specialty outpatient facilities, n.e.c. -----	13	3 462	1 345	275	53
8099	Health and allied services, n.e.c. -----	6	1 186	656	181	38
<b>81</b>	<b>Legal services</b> -----	<b>572</b>	<b>115 852</b>	<b>29 922</b>	<b>6 866</b>	<b>1 711</b>
<b>823, 4, 9</b>	<b>Selected educational services</b> -----	<b>12</b>	<b>(D)</b>	<b>(D)</b>	<b>(D)</b>	<b>BB</b>
823	Libraries -----	1	(D)	(D)	(D)	AA
824	Vocational schools -----	4	(D)	(D)	(D)	BB
829	Schools and educational services, n.e.c. -----	7	(D)	(D)	(D)	BB
<b>83</b>	<b>Social services</b> -----	<b>213</b>	<b>(D)</b>	<b>(D)</b>	<b>(D)</b>	<b>GG</b>
835	Child day care services -----	147	(D)	(D)	(D)	FF
832, 3, 6, 9	Other social services -----	66	21 583	7 329	1 751	617
<b>87 ex. 8733</b>	<b>Engineering, accounting, research, management, and related services (except noncommercial research organizations)</b> -----	<b>641</b>	<b>177 119</b>	<b>73 850</b>	<b>17 913</b>	<b>3 347</b>
871	Engineering, architectural, and surveying services -----	187	(D)	(D)	(D)	GG
8711	Engineering services -----	109	46 947	20 315	4 712	768
8712	Architectural services -----	29	10 389	4 789	981	142
8713	Surveying services -----	49	(D)	(D)	(D)	CC
872	Accounting, auditing, and bookkeeping services -----	292	(D)	(D)	(D)	GG
873 ex. 8733	Research, development, and testing services (except noncommercial research organizations) -----	19	(D)	(D)	(D)	CC
8731	Commercial physical and biological research -----	5	(D)	(D)	(D)	BB
8732	Commercial economic, sociological, and educational research -----	6	(D)	(D)	(D)	BB
8734	Testing laboratories -----	8	(D)	(D)	(D)	BB
874	Management and public relations services -----	143	(D)	(D)	(D)	FF
8741	Management services -----	39	28 688	14 287	3 407	452
8742	Management consulting services -----	61	12 288	4 390	973	226
8743	Public relations services -----	6	(D)	(D)	(D)	AA
8744	Facilities support management services -----	-	-	-	-	-
8748	Business consulting services, n.e.c. -----	37	(D)	(D)	(D)	BB
<b>89</b>	<b>Services, n.e.c.</b> -----	<b>17</b>	<b>(D)</b>	<b>(D)</b>	<b>(D)</b>	<b>BB</b>



**Table 8b. Summary Statistics for Firms Exempt From Federal Income Tax for the Area Outside Metropolitan Areas: 1992**

[Includes only establishments with payroll. For meaning of abbreviations and symbols, see introductory text. For explanation of terms and comparability of 1987 and 1992 censuses, see appendix A. For definitions of CMSA's, MSA's, and PMSA's, see appendix D]

SIC code	Kind of business or operation	Establishments (number)	Revenue (\$1,000)	Annual payroll (\$1,000)	First-quarter payroll (\$1,000)	Paid employees for pay period including March 12 (number)
	<b>Total</b> .....	<b>1 560</b>	<b>(D)</b>	<b>(D)</b>	<b>(D)</b>	<b>KK</b>
<b>7032, 704</b>	<b>Camps and membership lodging</b> .....	<b>52</b>	<b>(D)</b>	<b>(D)</b>	<b>(D)</b>	<b>CC</b>
7032	Sporting and recreational camps .....	15	4 409	1 468	263	106
704	Organization hotels and lodging houses, on membership basis .....	37	(D)	(D)	(D)	CC
<b>792, 7991 pt., 7997, 7999 pt., 84</b>	<b>Selected amusement, recreation, and related services</b> .....	<b>76</b>	<b>24 685</b>	<b>8 443</b>	<b>1 627</b>	<b>713</b>
792	Theatrical producers (except motion picture), bands, orchestras, and entertainers .....	3	(D)	(D)	(D)	AA
7922	Theatrical producers (except motion picture) and miscellaneous theatrical services .....	2	(D)	(D)	(D)	AA
7922 pt.	Producers of live theatrical productions .....	2	(D)	(D)	(D)	AA
7922 pt.	Producers of radio and television shows, except tape .....	-	-	-	-	-
7922 pt.	Artists' and entertainers' managers or agents, concert bureaus, booking agents .....	-	-	-	-	-
7922 pt.	Other theatrical services .....	-	-	-	-	-
7929	Bands, orchestras, actors, and other entertainers and entertainment groups .....	1	(D)	(D)	(D)	AA
7929 pt.	Dance groups and artists .....	-	-	-	-	-
7929 pt.	Symphony orchestras, opera companies, and chamber music organizations .....	1	(D)	(D)	(D)	AA
7929 pt.	Other music groups and artists .....	-	-	-	-	-
7929 pt.	Other entertainers and entertainment groups .....	-	-	-	-	-
7991 pt., 7997	Gymnasiums, athletic clubs, and membership sports and recreation clubs .....	48	21 163	7 612	1 457	636
7991 pt.	Gymnasiums and athletic clubs .....	1	(D)	(D)	(D)	BB
7997	Membership sports and recreation clubs .....	47	(D)	(D)	(D)	FF
7999 pt.	Fairs .....	9	(D)	(D)	(D)	AA
84	Museums, art galleries, and botanical and zoological gardens .....	16	1 922	661	140	57
841	Museums and art galleries .....	14	(D)	(D)	(D)	BB
842	Arboreta and botanical or zoological gardens .....	2	(D)	(D)	(D)	AA
<b>8011 pt.; 8021 pt.; 805, 6, 8, 9</b>	<b>Selected health services</b> .....	<b>215</b>	<b>1 138 385</b>	<b>541 653</b>	<b>129 579</b>	<b>25 503</b>
8011 pt., 8021 pt.	Clinics of doctors of medicine and dentists .....	13	4 608	2 074	501	96
8011 pt.	General medical clinics .....	13	4 608	2 074	501	96
8021 pt.	Dental clinics .....	-	-	-	-	-
805	Nursing and personal care facilities .....	47	90 176	41 443	9 925	3 339
8051	Skilled nursing care facilities .....	15	(D)	(D)	(D)	GG
8052	Intermediate care facilities .....	30	46 022	22 272	5 316	1 791
8059	Nursing and personal care facilities, n.e.c. ....	2	(D)	(D)	(D)	CC
806	Hospitals .....	53	1 008 752	478 179	114 572	21 088
8062	General medical and surgical hospitals .....	46	873 881	371 501	89 255	17 684
8062 pt.	General medical and surgical hospitals, nongovernment .....	20	440 466	180 836	43 782	8 531
8062 pt.	General medical and surgical hospitals, government .....	26	433 415	190 665	45 473	9 153
8063, 9	Specialty hospitals .....	7	134 871	106 678	25 317	3 404
8063	Psychiatric hospitals .....	7	134 871	106 678	25 317	3 404
8063 pt.	Psychiatric hospitals, nongovernment .....	3	(D)	(D)	(D)	CC
8063 pt.	Psychiatric hospitals, government .....	4	(D)	(D)	(D)	HH
8069	Specialty hospitals, except psychiatric .....	-	-	-	-	-
8069 pt.	Specialty hospitals, except psychiatric; nongovernment .....	-	-	-	-	-
8069 pt.	Specialty hospitals, except psychiatric; government .....	-	-	-	-	-
808, 9	Other health services .....	102	34 849	19 957	4 581	980
808	Home health care services .....	15	11 448	6 556	1 309	361
809	Miscellaneous health and allied services, n.e.c. ....	87	23 401	13 401	3 272	619
8092	Kidney dialysis centers .....	-	-	-	-	-
8093	Specialty outpatient facilities, n.e.c. ....	83	(D)	(D)	(D)	FF
8099	Health and allied services, n.e.c. ....	4	(D)	(D)	(D)	BB
<b>8111 pt.</b>	<b>Legal aid societies and similar legal services</b> .....	<b>4</b>	<b>(D)</b>	<b>(D)</b>	<b>(D)</b>	<b>AA</b>
<b>823, 4, 9</b>	<b>Selected educational services</b> .....	<b>19</b>	<b>7 211</b>	<b>2 010</b>	<b>516</b>	<b>166</b>
823	Libraries .....	4	721	194	46	23
824	Vocational schools .....	8	(D)	(D)	(D)	CC
8243	Data processing schools .....	-	-	-	-	-
8244	Business and secretarial schools .....	-	-	-	-	-
8249	Vocational schools, n.e.c. ....	8	(D)	(D)	(D)	CC
829	Schools and educational services, n.e.c. ....	7	(D)	(D)	(D)	BB
<b>83</b>	<b>Social services</b> .....	<b>476</b>	<b>(D)</b>	<b>(D)</b>	<b>(D)</b>	<b>II</b>
835	Child day care services .....	92	(D)	(D)	(D)	FF
832, 3, 6, 9	Other social services .....	384	(D)	(D)	(D)	II
832	Individual and family social services .....	165	51 210	21 184	4 939	2 445
833	Job training and vocational rehabilitation services .....	57	42 368	20 888	5 071	3 033
836	Residential care .....	58	43 955	19 794	4 325	1 447
839	Social services, n.e.c. ....	104	(D)	(D)	(D)	FF
<b>861, 2, 4, 9</b>	<b>Selected membership organizations</b> .....	<b>693</b>	<b>107 419</b>	<b>25 751</b>	<b>6 139</b>	<b>3 233</b>
861	Business associations .....	68	6 862	2 400	570	141
864	Civic, social, and fraternal associations .....	495	87 147	19 445	4 596	2 682
862, 9	Other membership organizations .....	130	13 410	3 906	973	410
862	Professional membership organizations .....	17	2 935	916	251	57
869	Membership organizations, n.e.c. ....	113	10 475	2 990	722	353





**Table 10. Counties Ranked by Volume of Receipts of Firms Subject to Federal Income Tax: 1992—Con.**

[Includes only establishments with payroll. For meaning of abbreviations and symbols, see introductory text. For explanation of terms and comparability of 1987 and 1992 censuses, see appendix A. For information on geographic areas followed by ▲, see appendix F]

Geographic area	Receipts		Cumulative receipts		Geographic area	Receipts		Cumulative receipts	
	Rank <sup>1</sup>	Amount (\$1,000)	Amount (\$1,000)	Percent of State total		Rank <sup>1</sup>	Amount (\$1,000)	Amount (\$1,000)	Percent of State total
<b>Indiana—Con.</b>					<b>Indiana—Con.</b>				
Orange .....	61	28 397	17 052 656	97.2	Newton .....	76	16 843	17 384 640	99.1
Greene .....	62	28 263	17 080 919	97.3	Perry .....	77	16 526	17 401 166	99.2
Rush .....	63	26 800	17 107 719	97.5	Martin .....	78	15 864	17 417 030	99.3
Harrison .....	64	26 469	17 134 188	97.6	Jennings .....	79	15 748	17 432 778	99.3
Clay .....	65	25 118	17 159 306	97.8	Vermillion .....	80	15 529	17 448 307	99.4
Sullivan .....	66	24 006	17 183 312	97.9	Carroll .....	81	14 925	17 463 232	99.5
Spencer .....	67	22 622	17 205 934	98.0	Starke .....	82	13 348	17 476 580	99.6
Fulton .....	68	22 434	17 228 368	98.2	Pulaski .....	83	13 343	17 489 923	99.7
Franklin .....	69	22 170	17 250 538	98.3	Owen .....	84	10 999	17 500 922	99.7
Scott .....	70	22 032	17 272 570	98.4	Fountain .....	85	10 313	17 511 235	99.8
Washington .....	71	20 407	17 292 977	98.5	Benton .....	86	9 536	17 520 771	99.8
Jay .....	72	20 160	17 313 137	98.7	Pike .....	87	9 455	17 530 226	99.9
Parke .....	73	18 502	17 331 639	98.8	Crawford .....	88	4 669	17 534 895	99.9
Blackford .....	74	18 419	17 350 058	98.9	Warren .....	89	4 616	17 539 511	100.0
Tipton .....	75	17 739	17 367 797	99.0	Switzerland .....	90	3 375	17 542 886	100.0
					Union .....	91	2 878	17 545 764	100.0
					Ohio .....	92	2 465	17 548 229	100.0

<sup>1</sup>Counties with suppressed receipts (if applicable) are listed at end of table rather than by rank to avoid disclosing data for individual companies.

# Appendix A.

## General Explanation

### CENSUS COVERAGE AND METHODOLOGY

**Structure and method of enumeration.** Firms in the 1992 Census of Service Industries were divided into the nonmail universe and mail universe. The coverage and the method of obtaining census information from each follow:

1. The nonmail universe consisted of firms which were not required to file a regular census return and included:

- a. All taxable nonemployers, i.e., all firms subject to Federal income tax with no paid employees during 1992. Receipts information for these firms was obtained from administrative records of other Federal agencies. Although consisting of many firms, nonemployers accounted for less than 10 percent of total receipts of all establishments covered in the census.

The census included only those service nonemployer firms which reported a receipts volume of \$1,000 or more during 1992. Establishments exempt from Federal income tax with no paid employees were excluded as in previous censuses.

Data for nonemployers are not included in this report but are provided in a subsequent Non-employer Statistics report (SC92-N-1).

- b. Selected small employers, i.e., single-establishment firms with payroll below a specified cutoff. (The term "employers" refers to firms with one or more paid employees at any time during 1992 as shown in the active administrative records of other Federal agencies.) Although the payroll cutoff varied by kind of business, small employers generally included firms with less than 10 employees and represented about 10 percent of total receipts of establishments covered in the census.

Data on receipts, payroll, and employment for employer firms below the payroll cutoff were derived or estimated from administrative records of other Federal agencies, except for a sample of small employer firms in classifications for which specialized data requirements precluded reliance solely on administrative records sources. This sample was included in the mail universe.

2. The mail universe consisted of firms for which information was obtained by means of a mail canvass and included:

- a. Large employers, i.e., all multiestablishment firms, and all employer firms above the payroll size cutoff referred to in section 1b. Within this category, a report of company organization was conducted periodically to identify establishment locations of firms which operated at more than one location and to obtain information on payroll and mid-March employment at each location. The 1991 Report of Company Organization was used as a coverage check in the census. In the 1992 census, all multi-establishment firms were asked to notify the Census Bureau of any establishments for which a form was not received. Report forms were subsequently provided to the firms for these establishments.
- b. A sample of small employer firms in classifications for which specialized data precluded reliance solely on administrative records sources. These firms were sent the census mailing packages containing the appropriate 1992 questionnaire.

**Method of classifying kinds of business.** The service industries classifications for all establishments were based on the *Standard Industrial Classification Manual: 1987*<sup>1</sup> (SIC). However, the method of assigning these classifications, and the level of detail at which establishments were classified, differed between the nonmail and mail universes as follows:

1. The nonmail universe

- a. Nonemployers were classified on the basis of information obtained from administrative records of other Federal agencies.
- b. Selected small employers were classified on the basis of the most current census kind-of-business classification available from one of the Census Bureau's current sample surveys or the 1987 census. Otherwise, the classification was obtained from administrative records of other Federal agencies.

If the census or administrative record classifications proved inadequate (none corresponded to a 1992 census classification in the detail required for

<sup>1</sup>*Standard Industrial Classification Manual: 1987*. For sale by Superintendent of Documents, U.S. Government Printing Office, Washington, DC 20402. Stock No. 041-001-00314-2.

employers), the firm was sent a brief inquiry requesting information necessary to assign a 1992 census kind-of-business code.

- Establishments in the mail universe were classified on the basis of their self-designation, answers to questions on receipts by type of service provided, and other special inquiries.

**Method of assigning tax status.** For kind-of-business classifications<sup>2</sup> where there were substantial numbers of taxable and tax-exempt establishments, establishments were classified based on the Federal income tax filing requirement for the establishment or organization. This classification was based primarily on the response to an inquiry on the census questionnaire. Establishments that indicated that all or part of their income was exempt from Federal income tax under provisions of section 501 of the IRS code were classified as tax-exempt; establishments indicating no such exemption were classified as taxable. All government-operated hospitals were classified as tax-exempt. For establishments in the nonmail universe, the tax status classification was based upon the type of tax return filed by the firm or organization.

For selected kind-of-business classifications<sup>3</sup> comprised primarily of tax-exempt establishments, all establishments in those classifications were defined as tax-exempt. All establishments in the remaining kind-of-business classifications (comprised primarily of taxable establishments) were defined as taxable.

## COMPARABILITY OF THE 1987 AND 1992 CENSUSES

The 1987 and 1992 censuses were conducted under similar conditions and procedures except for the following:

**Geographic areas.** The boundaries of a number of areas for which data are shown in the 1992 census are not the same as in the 1987 census because of annexations; other boundary changes; and redefinitions of metropolitan statistical areas (MSA's), primary metropolitan statistical areas (PMSA's), and consolidated metropolitan statistical areas (CMSA's).<sup>4</sup> In addition, data for consolidated cities are included in the 1992 census.

Data for special economic urban areas (SEUA's) with 10,000 inhabitants or more in Michigan, Minnesota, New York, and Wisconsin qualified for publication in the 1992 census. This included townships in Michigan and Minnesota and towns in New York and Wisconsin. However, Minnesota did not have any townships that met the population criteria.

<sup>2</sup>SIC's 7032, 792, 7991 pt., 7997, 7999 pt., 8011 pt., 8021 pt., 805, 806, 808, 809, 82, 83, 84 pt., 873 ex. 8733, 874 ex. 8744.

<sup>3</sup>SIC's 7041, 8111 pt., 84 pt., 86, 8733.

<sup>4</sup>Newly defined metropolitan areas (MA's) were announced by the Office of Management and Budget (OMB) effective June 30, 1993.

**Nonemployer firms.** In 1987, data for nonemployer firms were published for the United States, States, metropolitan areas, counties, and places in four regional reports in the Nonemployer Statistics Series (SC87-N-1 to -4).

For 1992, data for nonemployers by kind of business are presented in one *Nonemployer Statistics* report (SC92-N-1) for the United States, States, and metropolitan areas. Nonemployer data for counties and places are available on compact disc-read only memory (CD-ROM).

**Employment.** In 1987, employment data withheld to avoid disclosing data for individual companies were represented with the symbol "(D)." In 1992, withheld employment data are represented with symbols that denote employment size ranges. These symbols are defined in the introductory text.

**Sources of receipts/revenue.** In 1987, data on sources of receipts/revenue for selected industries were published with other industry-specific data in the *Miscellaneous Subjects* report (SC87-S-4) of the Subject Series. In 1992, sources of receipts/revenue data are presented separately in the *Sources of Receipts or Revenue* report (SC92-S-4) of the Subject Series.

**Legal form of organization.** In 1987, data on the number of individual proprietorships/partnerships were published in the Geographic Area Series. In 1992, individual proprietorship/partnership data are published in the *Establishment and Firm Size* report (SC87-S-1) and in the *Nonemployer Statistics* report (SC87-N-1).

## EXPLANATION OF TERMS

**Establishments.** An establishment is a single physical location at which business is conducted. It is not necessarily identical with a company or enterprise, which may consist of one establishment or more. Statistics for service industries represent a summary of reports for individual establishments rather than companies. For cases where a census report was received, separate information was obtained for each location where business was conducted. When administrative records of other Federal agencies were used instead of a census report, no information was available on the number of locations operated. Estimates of this number were derived from a sample and are provided in the service industries report, *Miscellaneous Subjects* (SC92-S-5). Each census report was tabulated according to the physical location at which the business was conducted. The count of establishments represents those in business at any time during 1992. Appendix G provides a comparison of the number of establishments active any time during the year versus the number in business at the end of the year.

When two activities or more were carried on at a single location under a single ownership, all activities generally were grouped together as a single establishment. The

entire establishment was classified on the basis of its major activity and all data for it were included in that classification. However, when distinct and separate economic activities (for which different industry classification codes were appropriate) were conducted at a single location under a single ownership, and when conditions prescribed by the SIC manual for recognizing the existence of more than one establishment were met, separate establishment reports for each of the different activities were obtained in the census.

Leased service departments (separately owned businesses operated as departments or concessions of other service establishments or of retail businesses, such as a separately owned shoeshine parlor in a barber shop, or a beauty shop in a department store) are treated as separate service establishments for census purposes. Leased retail departments located in service establishments (e.g., a gift shop located in a hotel) are considered separate retail establishments.

**Firms.** A firm is a business organization or entity consisting of one domestic establishment (location) or more under common ownership or control. All establishments of subsidiary firms are included as part of the controlling firm. For the economic census, the terms "firm" and "company" are synonymous.

**Receipts (Basic dollar volume measure for service establishments of firms subject to Federal income tax).** Includes receipts from customers or clients for services rendered, from the use of facilities, and from merchandise sold during 1992 whether or not payment was received in 1992, except for health practitioners and legal, architectural, engineering, and surveying services, which reported on a cash basis (payments received in 1992 regardless of when services were rendered). Excise taxes on gasoline, liquor, tobacco, etc., which are paid by the manufacturer or wholesaler and passed on in the cost of goods purchased by the service establishment, are also included. Receipts from leasing of vehicles, equipment, etc., marketed under operating leases are included in receipts figures as well as the fair sales value of merchandise marketed in 1992 under capital, finance, or "full payout" leases. Receipts also include the total value of service contracts, amounts received for work subcontracted to others, and dues and assessments from members and affiliates.

Receipts are net after deductions for refunds and allowances for merchandise returned by customers. Receipts do not include sales, occupancy, admissions, or other taxes collected from customers and remitted directly by the firm to a local, State, or Federal tax agency, nor do they include income from such sources as contributions, gifts, and grants; dividends, interest, and investments; or sale or rental of real estate. Also excluded are rents from and receipts (gross as well as the establishment's share) of departments and concessions which are operated by others; sales of used equipment rented or leased to

customers; commissions from vending machine operators; and other nonoperating income such as royalties, franchise fees, etc.

Receipts in this report do not include service receipts of manufacturers, wholesalers, retail establishments, or other businesses whose primary activity is other than service. They do, however, include receipts other than from services rendered (e.g., sale of merchandise to individuals or other businesses) by establishments primarily engaged in performing services and classified in the service industries.

**Revenue (Basic dollar volume measure for firms exempt from Federal income tax).** Includes revenue from customers or clients for services rendered and merchandise sold during 1992, whether or not payment was received in 1992. Also included are income from interest, dividends, gross contributions, gifts, grants (whether or not restricted for use in operations), rents, royalties, dues and assessments from members and affiliates, and receipts from fundraising activities. Receipts from taxable business activities of firms exempt from Federal income tax (Unrelated Business Income) are also included in revenue.

Revenue does not include sales, admissions, or other taxes collected by the organization from customers or clients and paid directly to a local, State, or Federal tax agency; income from the sale of real estate, investments, or other assets (except inventory held for resale); gross receipts of departments, concessions, etc., that are operated by others; and amounts transferred to operating funds from capital or reserve funds.

**Expenses.** Expenses include payroll, employee benefits, interest, rent, payroll taxes, cost of supplies used for operation, depreciation expenses, fundraising expenses, contracted or purchased services, and other expenses charged to operations during 1992.

Expenses in this report exclude outlays for the purchase of real estate; construction and all other capital improvements; funds invested; assessments or dues paid to the parent or other chapters of the same organization; and, for fundraising organizations, funds transferred to charities and other organizations.

**Annual payroll.** Payroll includes all forms of compensation, such as salaries, wages, commissions, bonuses, vacation allowances, sick-leave pay, employee contributions to qualified pension plans, and the value of payments in kind (e.g., free meals and lodgings) paid during the year to all employees. Tips and gratuities received by employees from patrons and reported to employers are included. For corporations, payroll includes amounts paid to officers and executives; for unincorporated businesses, it does not include profit or other compensation of proprietors or partners. Payroll is reported before deductions for social security, income tax, insurance, union dues, etc. This definition of payroll is the same as that used by the Internal Revenue Service (IRS) on form 941.

**First-quarter payroll.** This item consists of payroll, as defined above, paid to persons employed at any time during the quarter January to March 1992.

**Paid employees for pay period including March 12.** Paid employees consist of the full- and part-time employees, including salaried officers and executives of corporations, who were on the payroll during the pay period including March 12. Included are employees on paid sick leave, paid holidays, and paid vacations; not included are proprietors and partners of unincorporated businesses. The definition of paid employees is the same as that used on IRS form 941.

**Auxiliary establishments.** Each company included in this census was asked to identify and separately report auxiliary locations whose primary functions were to manage, administer, service, or support the activities of the other establishments of the company. Data presented in this report do not include auxiliary establishments. Data for auxiliaries are presented in a subsequent report issued as part of the *1992 Enterprise Statistics* reports.

## KIND-OF-BUSINESS CLASSIFICATIONS

Services, as defined in Division I of the 1987 Standard Industrial Classification (SIC) manual, includes establishments primarily engaged in rendering a wide variety of services to individuals, business and government establishments, and other organizations.

Establishments covered by the census were assigned kind-of-business classifications according to the industry classifications defined in the 1987 SIC manual. When a more detailed classification than defined in the SIC manual was needed, additional kinds of business were identified within an SIC industry.

The basis for a kind-of-business classification is described above in Method of Classifying Kinds of Business. Descriptions of those kinds of business for which data are provided in this report follow.

### Hotels, Rooming Houses, Camps, and Other Lodging Places (SIC Major Group 70)

This group includes establishments engaged in providing lodging, or lodging and meals, and camping facilities. Hotels which provide accommodations for permanent residents (e.g., apartment hotels) and residential mobile home parks are classified in Real Estate, Major Group 65.

**Hotels and motels (SIC 7011).** Commercial establishments, known to the public as hotels, motor hotels, motels, or tourist courts, primarily engaged in providing lodging, or lodging and meals.

For large geographic areas, data are presented for the following subdivisions of this classification:

1. Hotels, 25 guestrooms or more.
2. Hotels, less than 25 guestrooms.
3. Motels, tourist courts.
4. Motor hotels.

The classification of individual establishments into hotels, motor hotels, and motels and tourist courts was based primarily on the respondents' self-designation.

**Rooming and boarding houses (SIC 702).** Establishments renting rooms, with or without board, on a fee basis. Homes for the elderly, for children, and for the handicapped that provide additional services, other than nursing care, are classified in Industry 8361, and homes that provide nursing and/or health-related care are classified in Industry Group 805. Rooming and boarding houses operated by membership organizations for their members only are classified in Industry 7041.

**Sporting and recreational camps (SIC 7032).** Sporting and recreational camps providing lodging and meals, or lodging only. Included are children's camps, fishing camps, hunting camps, and dude ranches. Day camps and sports instructional camps, such as baseball, basketball, or football camps, are classified in Industry 7999.

**Recreational vehicle parks and campsites (SIC 7033).** Establishments providing overnight or short-term sites for recreational vehicles, trailers, campers, or tents. Residential trailer and mobile home parks are classified in Real Estate, Major Group 65.

**Organization hotels and lodging houses, on membership basis (SIC 704).** Lodging houses and hotels operated by membership organizations for the benefit of their members and guests, and not open to the general public. Hotels operated by such organizations but open to the public are classified in Industry 7011. Residential homes for the elderly and others in need of residential, social, and personal care are classified in Industry 8361.

### Personal Services (SIC Major Group 72)

This group includes establishments primarily engaged in providing services generally to individuals, such as barber and beauty shops, drycleaning plants, laundries, and photographic studios. For establishments classified in Industry Group 721, collecting and distributing units (branch outlets, pickup stations, terminals, or depots) owned and operated by a firm which does its own laundry work are not classified as separate establishments. Data for these units are merged with data for the plant where the work is done.



**Power laundries, family and commercial (SIC 7211).**

Establishments primarily engaged in operating mechanical laundries with steam or other power. Excluded are establishments which have power laundry equipment but which are primarily engaged in a specialty, such as industrial laundering, linen rental, or diaper service. These establishments are classified in other categories within Industry Group 721. Independently owned agencies for laundry plants are classified in Industry 7212. Laundries using small power equipment of household type are classified in Industry 7219.

**Garment pressing, and agents for laundries and dry-cleaners (SIC 7212).**

Establishments primarily engaged in providing laundry and drycleaning services but which have the laundry and/or drycleaning work done by others. Establishments in this industry may do their own pressing or finishing work. Independently owned collecting and distributing agencies serving drycleaning plants or power laundries are included in this classification.

**Linen supply (SIC 7213).**

Establishments primarily engaged in supplying, on a rental basis, such laundered items as uniforms, aprons, table covers, bed linens, and towels. Establishments included in this classification may or may not operate their own laundry facilities.

**Coin-operated laundries and drycleaning (SIC 7215).**

Establishments primarily engaged in the operation of coin-operated or similar self-service laundry and/or drycleaning equipment. Included are establishments known as laundromats, launderettes, self-service drycleaners, etc. Establishments which operate such machinery in apartment houses, dormitories, and similar locations are included. Establishments which rent such machinery (e.g., to apartment houses) are classified in Industry 7359.

For large geographic areas, data are presented for the following subdivisions of this classification:

1. Coin-operated laundries and drycleaning stores.
2. Coin-operated laundry routes.

**Drycleaning plants, except rug cleaning (SIC 7216).**

Establishments primarily engaged in drycleaning or dyeing apparel and household fabrics other than rugs. Establishments primarily engaged in cleaning rugs are classified in Industry 7217. Independently owned agencies for cleaning plants are classified in Industry 7212. Establishments known as "tailor shops" or "cleaners" are included in this classification only if they do their own cleaning. Establishments primarily engaged in dyeing fabrics for the trade are classified in Manufacturing, Major Group 22.

**Carpet and upholstery cleaning (SIC 7217).**

Establishments primarily engaged in cleaning carpets and upholstered furniture. Establishments primarily engaged in rug repair are classified in Industry 7699, those primarily

engaged in reupholstering and repairing furniture are classified in Industry 7641, and those primarily engaged in building cleaning are classified in Industry 7349.

**Industrial launderers (SIC 7218).**

Establishments primarily engaged in supplying laundered or drycleaned work uniforms, wiping towels, protective apparel (gloves, flame resistant clothing, etc.), dust control items (treated mats or rugs, mops, cloths, etc.), and similar items to industrial, commercial, and government users. These items may belong to the industrial launderers and be supplied to users on a rental basis, or they may belong to the customers. Establishments included in this industry may or may not operate their own laundry or drycleaning facilities.

**Laundry and garment services, n.e.c. (SIC 7219).**

Establishments primarily engaged in furnishing other laundry services, including repair, alteration, and storage of clothes for individuals; diaper service; and hand laundries. Custom tailors, dressmakers, and fur shops making fur apparel to custom order are classified in Retail Trade.

**Photographic studios, portrait (SIC 722).**

Establishments primarily engaged in still or video portrait photography for the general public. Included in this classification are school, home, and transient portrait photographers. Establishments primarily engaged in commercial photography are classified in Industry 7335; those primarily engaged in video tape production other than portrait are classified in Industry 7812; and those primarily engaged in film developing and/or print processing for the trade or for the general public are classified in Industry 7384.

**Beauty shops (SIC 723).**

Establishments primarily engaged in providing beauty services or both beauty and barber services. Beauty and cosmetology schools are also included. Beauty shop concessions (owned and operated by concessionaires) in hotels, department stores, etc., are classified in this industry and treated as separate establishments. However, beauty shops owned by and operated as part of other businesses (e.g., hotels, department stores) are considered part of the main establishment.

**Barber shops (SIC 724).**

Establishments primarily engaged in providing barber and men's hair styling services. Barber colleges are also included. Barber shop concessions (owned and operated by concessionaires) in hotels, department stores, etc., are classified in this industry and treated as separate establishments. However, barber shops owned by and operated as part of other businesses (e.g., hotels, department stores) are considered part of the main establishment.

**Shoe repair shops and shoeshine parlors (SIC 725).**

Establishments primarily engaged in repairing footwear or shining shoes. Also included are establishments engaged in cleaning and blocking hats. Shoe repair and shoeshine departments (owned and operated by concessionaires) in

hotels, department stores, etc., are classified in this industry and treated as separate establishments. However, shoe repair shops and shoeshine parlors owned and operated as part of other businesses (e.g., hotels, department stores) are considered part of the main establishment.

**Funeral service and crematories (SIC 726).** Establishments primarily engaged in preparing the dead for burial, conducting funerals, and cremating the dead. Receipts include sales of funeral merchandise, such as caskets and burial clothing, and other services provided directly by the establishments. Also included in the receipts are reimbursements for cash advances made to other establishments for funeral-related merchandise sales and services, such as flowers. Cemeteries, and crematories operated in conjunction with cemeteries, are classified in Real Estate, Industry 6553; crematories and burial services for pets are classified in Agriculture, Industry 0752.

**Tax return preparation services (SIC 7291).** Establishments primarily engaged in providing tax return preparation services without also providing accounting, auditing, or bookkeeping services. Establishments providing tax return preparation services which also provide accounting, auditing, or bookkeeping services are classified in Industry 8721. Tax return preparation services (owned and operated by concessionaires) in department stores, etc., are classified in this industry and treated as separate establishments. However, tax return preparation services owned and operated as part of other businesses are considered part of the main establishment.

**Miscellaneous personal services, n.e.c. (SIC 7299).** Establishments primarily engaged in providing personal services, not elsewhere classified, such as saunas; steam and Turkish baths; costume and formal wear rental; operation of coin-operated personal service machines, such as weighing machines, public lockers (except cold storage), pay toilets, etc.; checkroom concessions; dating service; diet or weight reducing workshops; and tanning salons. Establishments operating coin-operated amusement machines, such as pinball machines and juke boxes, are classified in Industry 7993. The operation of physical fitness facilities, including health fitness spas and reducing salons, is classified in Major Group 70 if lodging is also provided and in Industry 7991 if lodging is not provided.

For large geographic areas, data are presented for the following subdivisions of this classification:

1. Massage parlors, tanning salons, and saunas.
2. Diet and weight reducing services.
3. Formal wear rental.
4. Other personal services, n.e.c.

### **Business Services (SIC Major Group 73)**

This group includes establishments primarily engaged in providing services, not elsewhere classified, to business establishments on a contract or fee basis.

**Advertising agencies (SIC 7311).** Establishments primarily engaged in preparing advertising (writing copy, artwork, graphics, and other creative work) and placing such advertising in periodicals, newspapers, radio, television, or other advertising media for clients on a contract or fee basis. Establishments which place advertising with media but perform no creative services (media buying services) are classified in Industry 7319. Establishments which write advertising copy but do not place the advertising with media are classified in Industry 8999. Establishments which provide commercial art, graphics, or other creative advertising services but do not place the advertising with media are classified in Industry Group 733. Establishments which solicit advertising for nonaffiliated radio, television, newspapers, or magazines are classified in Industry 7313.

**Outdoor advertising services (SIC 7312).** Establishments primarily engaged in the preparation of poster displays and painted and electric displays on billboards, panels, bulletins, and frames, principally outdoors. Such establishments may (as incidental services) construct, repair, and maintain display boards and may post advertisements. Sign painting shops are classified in Industry 7389. Shops which make neon signs to order are classified in Manufacturing. Establishments primarily engaged in erecting signs are classified in Construction.

**Radio, television, and publishers' advertising representatives (SIC 7313).** Establishments primarily engaged in soliciting advertising on a contract or fee basis for (nonaffiliated) newspapers, magazines, and other publications, or for radio and television stations. Advertising sales offices operated by the media are classified as auxiliaries.

For large geographic areas, data are presented for the following subdivisions of this classification:

1. Radio and television advertising representatives.
2. Publishers' advertising representatives.

**Advertising, n.e.c. (SIC 7319).** Establishments primarily engaged in furnishing advertising services, not elsewhere classified, such as handbill distribution, distribution of samples, and transit advertising. Establishments which provide commercial art, graphics, or other creative advertising services but do not place the advertising with the media, are classified in Industry Group 733. Establishments primarily engaged in direct mail advertising, compiling and selling mailing lists, and related services are classified in Industry 7331.

**Adjustment and collection services (SIC 7322).** Establishments primarily engaged in the collection or adjustment of claims other than insurance. Establishments providing insurance adjustment services are classified in Insurance, Major Group 64. Establishments providing debt counseling or adjustment services for individuals are classified in Industry 7299. Centralized charge services are classified in Finance, Major Group 61.

**Credit reporting services (SIC 7323).** Establishments primarily engaged in providing mercantile and consumer credit reporting services. Establishments primarily engaged in conducting personal investigations (background) and preparing reports for insurance companies and other business firms are classified in Industry 7389.

**Direct mail advertising services (SIC 7331).** Establishments primarily engaged in furnishing direct mail advertising services, such as creating, producing, and mailing direct mail advertising. This industry also includes establishments primarily engaged in compiling and selling mailing lists. Establishments primarily engaged in reproducing direct mail copy to order but also providing other direct mail advertising services are classified in Manufacturing if they print the copy, and in Industry 7334 if they duplicate the copy by photocopying or similar reproduction methods.

For large geographic areas, data are presented for the following subdivisions of this classification:

1. Mailing list compilers, brokers, and managers.
2. Direct mail advertising services, except mailing list services.

**Photocopying and duplicating services (SIC 7334).** Establishments primarily engaged in reproducing text, drawings, plans, maps, or other copy by blueprinting, photocopying, mimeographing, or other methods of duplication other than printing or microfilming. Printing, including "quick printing," is classified in Manufacturing, and microfilming is classified in Industry 7389.

For large geographic areas, data are presented for the following subdivisions of this classification:

1. Blueprinting and photocopying services.
2. Duplicating services, except printing and photocopying.

**Commercial photography (SIC 7335).** Establishments engaged in providing commercial photography services for advertising agencies, publishers, and other business and industrial users. Establishments engaged in still and video portrait photography are classified in Industry 7221, and those primarily engaged in mapmaking are classified in Industry 7389. Establishments primarily engaged in medical photography are classified in Industry 8099. Establishments primarily engaged in producing commercial video tape or films are classified in Industry 7812.

**Commercial art and graphic design (SIC 7336).** Establishments primarily engaged in providing commercial art or graphic design services for advertising agencies, publishers, and other business and industrial users. Producers of still and slide films are classified here. Establishments primarily engaged in art, except commercial and medical art, are classified in Industry 8999; those engaged in medical art are classified in Industry 8099; and those providing drafting services are classified in Industry 7389.

For large geographic areas, data are presented for the following subdivisions of this classification:

1. Commercial art.
2. Graphic arts and related design.

**Secretarial and court reporting services (SIC 7338).** Establishments primarily engaged in furnishing secretarial, typing, word processing, resume writing, and court reporting services.

**Disinfecting and pest control services (SIC 7342).** Establishments primarily engaged in providing disinfection and termite, insect, rodent, and other pest control generally in dwellings or other buildings. Establishments primarily engaged in pest control for lawns or agricultural production are classified in Agriculture.

**Building cleaning and maintenance services, n.e.c. (SIC 7349).** Establishments primarily engaged in furnishing building cleaning and maintenance services, not elsewhere classified, such as window cleaning, janitorial services, floor waxing, and office cleaning. General contractors and special trade contractors primarily engaged in building repair work, cleaning building exteriors by sand or steam blasting, or cleaning up after construction are classified in Construction.

**Medical equipment rental and leasing (SIC 7352).** Establishments primarily engaged in renting or leasing (except finance leasing) medical equipment. These establishments may also sell medical supplies, but establishments primarily engaged in selling medical supplies are classified in Wholesale or Retail Trade. Establishments primarily engaged in finance leasing are classified in Finance, Industry 6159.

**Heavy construction equipment rental and leasing (SIC 7353).** Establishments primarily engaged in renting or leasing (except finance leasing) heavy construction equipment, with or without operators. Establishments primarily engaged in finance leasing are classified in Finance, Industry 6159.

For large geographic areas, data are presented for the following subdivisions of this classification:

1. Rental and leasing of heavy construction equipment without operators.
2. Rental and leasing of heavy construction equipment with operators.

**Equipment rental and leasing, n.e.c. (SIC 7359).** Establishments primarily engaged in renting or leasing (except finance leasing) equipment, not elsewhere classified, such as tools, furniture, industrial equipment (except heavy construction), televisions, appliances, party supplies, etc. Establishments primarily engaged in finance leasing are classified in Finance, Industry 6159.

Establishments renting or leasing automobiles and trucks without drivers are classified in Industry Group 751; those renting with drivers, in Transportation. Establishments renting (or leasing) medical equipment are classified in Industry 7352; video tapes and cassettes, in Industry 7841; amusement and recreation items, such as bicycles, beach chairs, etc., in Industry 7999; personal items, such as formal wear, lockers (other than refrigerated), and pillows, in Industry 7299; commercial boats, in Water Transportation, Major Group 44. Direct leasing of machinery or equipment by the manufacturer is classified in Manufacturing or Wholesale Trade. Establishments primarily leasing computer time, including time-sharing services, are classified in Industry 7374; and those renting or leasing computers or data processing equipment, in Industry 7377.

For large geographic areas, data are presented for the following subdivisions of this classification:

1. Equipment rental, except rent-to-own.
2. Equipment leasing, except finance leasing.
3. Rent-to-own.

**Employment agencies (SIC 7361).** Establishments primarily engaged in providing placement and employment services for employers or those seeking employment. Modeling agencies and nurses' registries are included. Theatrical employment agencies are classified in Industry 7922; motion picture casting bureaus, in Industry 7819; and establishments engaged in furnishing help to other businesses, in Industry 7363.

**Help supply services (SIC 7363).** Establishments primarily engaged in supplying temporary or continuing help (except agricultural) to other businesses on a contract or fee basis. The help supplied is on the payroll of the supplying establishment but is under the direct or general supervision of the business to whom the help is furnished. Establishments primarily engaged in providing placement and employment services are classified in Industry 7361. Establishments which provide both management and staff to operate a business are classified according to the type of activity of the business. Establishments primarily engaged in furnishing personnel to perform a range of services in support of the operation of other establishments are classified in Industry 8744. Farm labor supply is classified in Agriculture, Industry 0761.

For large geographic areas, data are presented for the following subdivisions of this classification:

1. Temporary help supply.
2. Employee leasing.
3. Other help supply services.

**Computer programming services (SIC 7371).** Establishments primarily engaged in providing custom computer programming services on a contract or fee basis. These

establishments often perform a variety of additional services, such as computer software design and analysis, modification of existing software, and training in the use of custom software. Establishments primarily engaged in the development and marketing of prepackaged software are classified in Industry 7372. Computer processing services are classified in Industry 7374.

**Prepackaged software (SIC 7372).** Establishments primarily engaged in designing and developing prepackaged software, including operating, utility, and applications programs. These establishments may also prepare software documentation for the user, install software for the user, and train the user in the use of the software. Establishments primarily engaged in buying and selling prepackaged software are classified in Wholesale or Retail Trade. Custom computer software services, including computer code authors, are classified in Industry 7371.

**Computer integrated systems (SIC 7373).** Establishments primarily engaged in developing or modifying computer software and packaging or bundling the software with hardware (computers and peripheral equipment) to create an integrated system for specific application. These establishments are involved in all phases of systems development, from design through installation. Establishments primarily engaged in buying and selling computer software and/or hardware are classified in Wholesale or Retail Trade, and establishments primarily engaged in manufacturing computers and/or peripheral equipment are classified in Manufacturing.

**Computer processing and data preparation and processing services (SIC 7374).** Establishments primarily engaged in providing computer processing and data preparation services. Service may consist of complete processing and preparation of reports from data supplied by the customer, or it may be specialized, such as data entry or making data processing equipment available on an hourly or time-sharing basis.

**Information retrieval services (SIC 7375).** Establishments primarily engaged in providing on-line information retrieval services on a contract or fee basis. The information generally involves a range of subjects and is taken from other primary sources. Establishments which collect and originate the data are classified in the industry associated with that activity.

**Computer facilities management services (SIC 7376).** Establishments primarily engaged in providing on-site management and operation of computer and data processing facilities on a contract or fee basis. Establishments primarily engaged in providing computer and data processing at their own facilities are classified in Industry 7374.

**Computer rental and leasing (SIC 7377).** Establishments primarily engaged in renting or leasing (except finance) computers and related data processing equipment on the

customers' site, whether or not also providing maintenance or support services. Establishments primarily engaged in both manufacturing and leasing computers and related data processing equipment are classified in Division D, Manufacturing, and separate establishments owned by the manufacturer and primarily engaged in leasing are classified in Wholesale Trade. Establishments primarily engaged in finance leasing of computers and related data processing equipment are classified in Finance, Industry 6159, and those primarily engaged in leasing computer time are classified in Industry 7374.

**Computer maintenance and repair (SIC 7378).** Establishments primarily engaged in the maintenance and repair of computers and computer peripheral equipment.

**Computer related services, n.e.c. (SIC 7379).** Establishments primarily engaged in providing computer related services, not elsewhere classified, such as computer consulting, disk and diskette conversion, and tape recertification.

For large geographic areas, data are presented for the following subdivisions of this classification:

1. Computer consultants.
2. Miscellaneous computer services, n.e.c.

**Detective, guard, and armored car services (SIC 7381).** Establishments primarily engaged in providing detective, guard, and armored car services. Fingerprint service, polygraph service, and rental of dogs for protective service are included in this classification.

For large geographic areas, data are presented for the following subdivisions of this classification:

1. Detective agencies and guard services.
2. Armored car services.

**Security systems services (SIC 7382).** Establishments primarily engaged in monitoring and maintaining security systems devices, such as burglar and fire alarms. These establishments may also sell, lease, and/or install the security systems which they monitor and maintain. Establishments primarily engaged in the sales and installation, or installation only, of such devices are classified in Construction, Industry 1731.

**News syndicates (SIC 7383).** Establishments primarily engaged in providing news, pictures, features, and news reporting services to newspapers and periodicals. Separate establishments of newspaper and periodical publishers which are engaged in gathering news are classified as auxiliaries.

**Photofinishing laboratories (SIC 7384).** Establishments primarily engaged in developing film and photographic prints and enlargements. Data for retail outlets (kiosks),

which are owned and operated by photofinishing laboratories for the pickup and delivery of film, are merged with data for the laboratory which owns them and are not treated as separate establishments. Establishments primarily engaged in processing motion picture and video film for the motion picture and television industries are classified in Industry 7819.

For large geographic areas, data are presented for the following subdivisions of this classification:

1. Photofinishing laboratories, except "one-hour" (mini) labs.
2. "One-hour" (mini) photofinishing.

**Business services, n.e.c. (SIC 7389).** Establishments primarily engaged in furnishing business services, not elsewhere classified, such as auctioneers' establishments (service only), business brokers, drafting service, independent lecture bureaus, inspection service, printing brokers, notaries public, and shop window decoration or trimming, on a commission or fee basis.

For large geographic areas, data are presented for the following subdivisions of this classification:

1. Sign painting shops. Establishments primarily engaged in making signs to individual order or in doing office door and window lettering. Establishments primarily engaged in making signs other than on a custom basis and neon sign manufacturers are classified in Manufacturing.
2. Interior designing. Establishments primarily engaged in advising clients on the selection of furniture, draperies, rugs, and other interior decorations on a commission or fee basis. Establishments providing interior designing service but primarily engaged in the sale of merchandise, are not included. Painting and papering contractors who frequently call themselves "interior decorators" are classified in Construction.
3. Telephone answering services. Establishments primarily engaged in transmitting telephone messages to their clients. Paging services are classified in Communications.
4. Water softening and conditioning services. Establishments primarily engaged in softening water by chemical treatment or other methods.
5. Packaging and labeling services. Establishments primarily engaged in packaging and labeling products, on a contract or fee basis, in packages or other containers normally intended for retail distribution. Companies primarily engaged in packing, crating, and otherwise preparing goods for shipping are classified in Transportation.
6. Trading stamp services. Establishments primarily engaged in selling trading stamps or merchandise coupons to merchants. The redemption stores of trading stamp companies are classified as auxiliary to this industry.

7. Convention and trade show services. Establishments primarily engaged in providing a variety of services to conventions and trade shows on a contract or fee basis, including decoration services, registration services, promotion, and other administrative functions.
8. Private mail centers. Establishments primarily engaged in providing mailbox rental and other postal and mailing (except advertising) services. In addition, establishments may provide typing, photocopying, and FAX services, and may sell office supplies.
9. Miscellaneous business services, n.e.c. Establishments primarily engaged in furnishing business services, not elsewhere classified.

### **Automotive Repair, Services, and Parking (SIC Major Group 75)**

This group includes establishments primarily engaged in furnishing automotive repair, rental, leasing, parking, and other services. Similar facilities owned and operated by concerns for their own use and not available to the general public are treated as auxiliary establishments of those concerns and are not included here. Automotive repair shops operated by establishments engaged in the sale of new automobiles are classified in Retail Trade, as are those operated by gasoline service stations (where sales of merchandise (including fuel) exceed repair receipts). Automobile driving instruction is classified in Industry 8299.

#### **Truck rental and leasing, without drivers (SIC 7513).**

Establishments primarily engaged in short-term rental or extended-term leasing (with or without maintenance) of trucks, truck tractors, or semitrailers without drivers. Establishments primarily engaged in renting or leasing, except finance leasing, of industrial trucks are classified in Industry 7359; those renting or leasing trucks with drivers are classified in Transportation, Industry Group 421; and those renting or leasing heavy construction and earth moving equipment are classified in Industry 7353. Establishments primarily engaged in finance leasing are classified in Finance, Major Group 61.

For large geographic areas, data are presented for the following subdivisions of this classification:

1. Truck rental, without drivers.
2. Truck leasing, except finance leasing.

**Passenger car rental (SIC 7514).** Establishments primarily engaged in short-term rental of passenger cars without drivers. Data for separate automotive rental offices or concessions (e.g., airport locations) in the same metropolitan area, for which a common fleet of cars is maintained, are merged and not considered as separate establishments. Establishments primarily engaged in renting automobiles with drivers are classified in Transportation, Industry 4119.

**Passenger car leasing (SIC 7515).** Establishments primarily engaged in extended-term leasing of passenger cars without drivers. These establishments may or may not provide maintenance of vehicles as part of the lease contract. Establishments primarily engaged in renting automobiles with drivers are classified in Transportation, Industry 4119. Establishments primarily engaged in finance leasing are classified in Finance, Major Group 61.

#### **Utility trailer and recreational vehicle rental (SIC 7519).**

Establishments primarily engaged in daily or extended-term rental of utility trailers and recreational vehicles. Establishments primarily engaged in renting motorcycles, bicycles, golf carts, gocarts, or recreational boats are classified in Industry 7999, and those engaged in renting airplanes are classified in Industry 7359. Establishments primarily engaged in the rental of mobile homes on site are classified in Real Estate, Industry 6515.

#### **Automobile parking (SIC 7521).**

Establishments primarily engaged in the temporary parking of automobiles usually on an hourly, daily, or monthly contract or fee basis. Excluded are municipal parking lots and lots operated by establishments or institutions primarily engaged in other activities (e.g., department stores, hospitals, restaurants). Valet parking is classified in Industry 7299. Establishments primarily engaged in extended or dead storage of automobiles are classified in Transportation, Industry 4226.

For large geographic areas, data are presented for the following subdivisions of this classification:

1. Parking lots.
2. Parking structures.

#### **Top, body, and upholstery repair shops and paint shops (SIC 7532).**

Establishments primarily engaged in the repair of automotive tops, bodies, and interiors, or automotive painting and refinishing. Also included in the industry are establishments primarily engaged in customizing automobiles, trucks, and vans, except on a factory basis. Those engaged in customizing automobiles, trucks, and vans on a factory basis are classified in Manufacturing, Industry Group 371.

For large geographic areas, data are presented for the following subdivisions of this classification:

1. Top and body repair shops.
2. Paint shops.

#### **Automotive exhaust system repair shops (SIC 7533).**

Establishments primarily engaged in the installation, repair, or sale and installation of automotive exhaust systems. The sale of mufflers, tailpipes, and catalytic converters is considered to be incidental to the installation of these products.

#### **Tire retreading and repair shops (SIC 7534).**

Establishments primarily engaged in repairing and retreading automotive tires. Establishments classified here may either retread customers' tires or retread tires for sale or exchange to the user or the trade.

**Automotive glass replacement shops (SIC 7536).** Establishments primarily engaged in the installation, repair, or sale and installation of automotive glass. The sale of the glass is considered incidental to the replacement.

**Automotive transmission repair shops (SIC 7537).** Establishments primarily engaged in the installation, repair, or sale and installation of automotive transmissions. The sale of transmissions and related parts is considered incidental to transmission installation or repair.

**General automotive repair shops (SIC 7538).** Establishments primarily engaged in general automotive repair, such as engine repair shops (except industrial truck engines), general repair and service garages, and diesel engine repair shops. Establishments primarily engaged in specialized repair of individual engine components, not elsewhere classified, are classified in Industry 7539. Establishments primarily engaged in repair of motorcycles are classified in Industry 7699.

For large geographic areas, data are presented for the following subdivisions of this classification:

1. General automotive repair shops, except diesel.
2. Diesel repair shops.

**Automotive repair shops, n.e.c. (SIC 7539).** Establishments primarily engaged in specialized automotive repair, not elsewhere classified, such as fuel service (carburetor repair), brake relining, front-end and wheel alignment, and radiator repair. Establishments primarily engaged in automotive welding are classified in Industry 7692.

For large geographic areas, data are presented for the following subdivisions of this classification:

1. Radiator repair.
2. Brake, front end, and wheel alignment.
3. Carburetor repair shops.
4. Automotive electrical repair shops.
5. Other automotive repair shops, n.e.c. Establishments primarily engaged in specialized automotive repairs, not elsewhere classified, such as frame repair, piston ring service and repair, speedometer repair, and heater and air-conditioning repair.

**Carwashes (SIC 7542).** Establishments primarily engaged in washing, waxing, and polishing motor vehicles or furnishing facilities for the self-service washing of motor vehicles.

**Automotive services, except repair and carwashes (SIC 7549).** Establishments primarily engaged in furnishing automotive services, except repair and carwashes, such as lubricating service, towing service, diagnostic service, undercoating service, and inspection service.

For large geographic areas, data are presented for the following subdivisions of this classification:

1. Lubrication shops.
2. Towing services.
3. Other automotive services, n.e.c.

### **Miscellaneous Repair Services (SIC Major Group 76)**

This group includes establishments primarily engaged in miscellaneous repair services, not elsewhere classified. Repair departments of retail dealers or manufacturers are not included unless operated as separate establishments and reported as such. This group does not include some repair services of which the more important are: repair to structures (classified in Construction); garment and shoe repair (classified in Major Group 72); automotive repair services (classified in Major Group 75); electronic computer and computer peripheral equipment repair services (classified in Industry 7378); ship and boat repair (classified in Manufacturing); and railroad repair (classified in Manufacturing).

**Radio and television repair shops (SIC 7622).** Establishments primarily engaged in repairing radios, televisions, phonographs, stereo equipment, and tape recorders. Also included are establishments engaged in installing and repairing television, amateur, and citizens' band antennas, and those engaged in installing and servicing similar equipment in homes, offices, boats, automobiles, or other vehicles. Establishments primarily engaged in installation, repair, or maintenance of radio and television broadcast transmitting antennas and towers are classified in Construction. Repair departments of radio and television dealers are not included here unless operated and reported as separate establishments.

**Refrigeration and air-conditioning service and repair shops (SIC 7623).** Establishments primarily engaged in servicing and repairing household and commercial electrical refrigerators and air-conditioning and refrigeration equipment. Establishments primarily engaged in servicing and repairing gas refrigeration equipment are classified in Industry 7699, and those repairing automotive air-conditioning equipment are classified in Industry 7539. Establishments primarily engaged in installing refrigeration and air-conditioning systems are classified in Construction.

**Electrical and electronic repair shops, n.e.c. (SIC 7629).** Establishments primarily engaged in servicing and repairing electrical and electronic equipment, not elsewhere classified, such as electrical household appliances (washing machines, vacuum cleaners, irons, toasters, etc.) and electrical and electronic industrial equipment. Electrical contractors and electrical shops engaged primarily in house wiring are included in Construction, Industry 1731. The repair of electric motors is classified in Industry 7694. Repair of electronic computers and computer peripheral equipment is classified in Industry 7378.

**Watch, clock, and jewelry repair (SIC 763).** Establishments primarily engaged in the repair of watches, clocks, or jewelry. Establishments primarily engaged in assembling watches from purchased parts are classified in Manufacturing, Industry 3873.

**Reupholstery and furniture repair (SIC 764).** Establishments primarily engaged in furniture reupholstery and repair. Establishments primarily engaged in selling upholstery materials, making slipcovers and draperies to order, or in upholstering new frames to individual order are classified in Retail Trade, as are establishments making furniture and cabinets on a custom basis.

**Welding repair (SIC 7692).** Establishments primarily engaged in repair work by welding, including automotive welding. Welding in connection with the manufacture of a product is classified in Manufacturing. Welding contractors doing welding work at construction sites are classified in Construction, Industry 1799.

**Armature rewinding shops (SIC 7694).** Establishments primarily engaged in rewinding armatures and rebuilding or repairing electric motors. Establishments classified here may either repair customers' equipment or repair their own equipment for sale or exchange to users or to the trade. Establishments primarily engaged in the repair of electrical appliances are classified in Industry 7629.

**Repair shops and related services, n.e.c. (SIC 7699).** Establishments primarily engaged in specialized repair services, not elsewhere classified, such as farm machinery and equipment repair; lawnmower, saw, knife, and tool sharpening and repair; bicycle repair; lock and gun repair; musical instrument repair; and the repair of typewriters. Repair services which involve primarily electrical or electronic equipment or components are classified in Industry 7629; however, primarily mechanical repair of electrically powered equipment, such as electric sewing machine repair, is included here.

For large geographic areas, data are presented for the following subdivisions of this classification:

1. Farm machinery and equipment repair.
2. Lawnmower and other small gasoline engine repair. Establishments primarily engaged in saw, knife, and tool sharpening are also included here.
3. Sewer and septic tank cleaning services. Establishments primarily engaged in cleaning or repairing sewers and septic tanks. Establishments which install septic tanks are classified in Construction.
4. Other repair and related services, n.e.c. Establishments primarily engaged in specialized repair services, not elsewhere classified, such as aircraft flight instrument repair (except electrical), blacksmith shops, bicycle repair, boiler repair, photographic equipment repair,

dental instrument repair, furnace and chimney cleaning, gunsmith shops, key duplicating shops, motorcycle repair, musical instrument tuning and repair, taxidermists, typewriter repair, umbrella repair, and venetian blind repair.

### **Motion Pictures (SIC Major Group 78)**

This group includes establishments producing and distributing motion pictures, exhibiting motion pictures in commercially operated theaters, and furnishing services to the motion picture industry. The term "motion pictures" includes similar productions for television or other media using film, tape, or other means.

**Motion picture and video tape production (SIC 7812).** Establishments primarily engaged in the production of theatrical and nontheatrical motion pictures and video tapes for exhibition or sale. Establishments engaged in both production and distribution of motion pictures are included here, as well as those engaged in the production of educational, industrial, and religious films. Establishments primarily engaged in motion picture and video tape reproduction are classified in Industry 7819.

For large geographic areas, data are presented for the following subdivisions of this classification:

1. Motion picture production, except for television.
2. Motion picture and tape production for television.

**Services allied to motion picture production (SIC 7819).** Establishments primarily engaged in performing auxiliary services to motion picture production, such as motion picture film processing, editing, and titling. Also included are casting bureaus, wardrobe and studio property rental, rental and repair of cameras and other motion picture equipment, stock footage film libraries, and television tape services (editing, transfers, etc.).

**Motion picture and video tape distribution (SIC 7822).** Establishments primarily engaged in the distribution (rental or sale) of theatrical and nontheatrical motion picture films or in the distribution of video tapes and disks, except to the general public. Establishments engaged in both distribution and production are classified in Industry 7812. Establishments primarily engaged in renting video tapes and disks to the general public are classified in Industry 7841, and those engaged in the sale of video tape and disks to individuals for personal or household use are classified in Retail Trade, Industry 5735.

For large geographic areas, data are presented for the following subdivisions of this classification:

1. Motion picture film exchanges.
2. Film and tape distribution for television.
3. Video tape wholesalers.



**Services allied to motion picture distribution (SIC 7829).** Establishments primarily engaged in performing auxiliary services to motion picture distribution, such as film delivery service, film purchasing and booking agencies, and film libraries.

**Motion picture theaters, except drive-in (SIC 7832).** Commercially operated theaters primarily engaged in the indoor exhibition of motion pictures.

**Drive-in motion picture theaters (SIC 7833).** Commercially operated theaters, commonly known as drive-in theaters, primarily engaged in the outdoor exhibition of motion pictures.

**Video tape rental (SIC 7841).** Establishments primarily engaged in renting recorded video tapes and disks to the general public for personal or household use. Establishments primarily engaged in renting video recorders and players are classified in Industry 7359. Establishments primarily engaged in selling recorded video tapes and disks to the general public are classified in Retail Trade, Industry 5735, and those engaged in the wholesale distribution of recorded video tapes and disks are classified in Industry 7822.

### **Amusement and Recreation Services, Except Motion Pictures (SIC Major Group 79)**

This group includes establishments primarily engaged in providing amusement, recreation, or entertainment services, not elsewhere classified. Gambling businesses, where legal, are also included in this Major Group; however, combined gambling and lodging facilities with 25 guestrooms or more are classified in Industry 7011. Establishments primarily engaged in operating museums, art galleries, arboreta, and botanical and zoological gardens are classified in Major Group 84.

**Dance studios, schools, and halls (SIC 791).** Establishments primarily engaged in operating public dance halls or ballrooms, dance studios, and dance schools. Establishments primarily engaged in renting facilities used as dance halls or ballrooms are classified in Real Estate, Industry 6512.

**Theatrical producers (except motion picture) and miscellaneous theatrical services (SIC 7922).** Establishments primarily engaged in providing live theatrical presentations, such as road companies and summer theaters. This industry also includes services allied with theatrical presentations, such as casting agencies; booking agencies for plays, artists, and concerts; scenery, lighting, and other equipment services; and theatrical ticket agencies. Also included in this industry are producers of live and taped radio programs and commercials and producers of live television programs.

For large geographic areas, data are presented for the following subdivisions of this classification:

1. Producers of live theatrical productions. Stock or repertory companies, whether or not operating their own theaters, are included here. Establishments primarily engaged in producing shows for dinner theaters but not operating the food service are also included here. Dinner theaters operating food service are classified in Retail Trade, Industry 5812.
2. Producers of radio and television shows, except tape producers. Establishments primarily engaged in producing shows for live presentation on radio and television. Producers of motion picture and television tape are classified in Industry 7812 and producers of radio tape in the subgroup Other theatrical services.
3. Artists' and entertainers' managers or agents, concert bureaus, and booking agents.
4. Other theatrical services. Establishments engaged in theatrical services, not elsewhere classified, such as ticket agencies; theatrical, television, and radio employment agencies; theatrical equipment rental and design; and lighting. Radio show tape producers are included here.

**Bands, orchestras, actors, and other entertainers and entertainment groups (SIC 7929).** Establishments primarily engaged in providing entertainment other than live theatrical presentations. These establishments include bands, orchestras, and entertainers.

For large geographic areas, data are presented for the following subdivisions of this classification:

1. Dance groups and artists.
2. Symphony orchestras, opera companies, and chamber music organizations.
3. Other music groups and artists. Dance and stage bands, orchestras (except symphony or chamber), combos, quintets, soloists, and similar musical organizations, groups, and artists.
4. Other entertainers and entertainment groups. Entertainers other than dance bands, symphony orchestras, dance groups, or similar musical and dance organizations.

**Bowling centers (SIC 7933).** Establishments primarily engaged in providing facilities for bowling.

**Professional sports clubs and promoters (SIC 7941).** Operators and promoters of professional and semiprofessional athletic clubs, promoters of athletic events, and managers of individual professional athletes. Receipts from radio or television broadcasts, from sales of players, from concession operators, and from noncustomer sources are not included in the total receipts for the activities

classified here. Establishments primarily engaged in renting stadiums and athletic fields to sports promoters and clubs are classified in Real Estate, Industry Group 651.

For large geographic areas, data are presented for the following subdivisions of this classification:

1. Baseball clubs.
2. Football clubs.
3. Other professional sports clubs.
4. Managers and promoters.

**Racing, including track operation (SIC 7948).** Promoters and participants in racing activities, including racetrack operators, operators of racing stables, jockeys, racehorse trainers, and race car owners and operators. Establishments which own racetracks but do not engage in promotion of racing events, are classified in Real Estate, Industry Group 651. Stables and kennels primarily engaged in breeding or boarding horses and dogs are classified in Agriculture, Industry 0752.

For large geographic areas, data are presented for the following subdivisions of this classification:

1. Auto racetrack operation.
2. Horse racetrack operation.
3. Dog racetrack operation.
4. Racing stables and racing, n.e.c.

**Physical fitness facilities (SIC 7991).** Establishments primarily engaged in operating reducing and other health clubs, spas, and similar facilities featuring exercise and other active physical fitness conditioning, whether or not on a membership basis. Establishments providing aerobic dance and exercise classes are also included here. Sports and recreation clubs are classified in Industry 7997 if operated on a membership basis, and in Industry 7992 or 7999 if open to the general public. Health resorts and spas providing lodging are classified in Major Group 70. Establishments that promote physical fitness through diet control are classified in Industry 7299.

For large geographic areas, data are presented for the following subdivisions of this classification:

1. Physical fitness centers, except gymnasiums and athletic clubs.
2. Gymnasiums and athletic clubs.

**Public golf courses (SIC 7992).** Privately operated establishments primarily engaged in the operation of golf courses open to the general public on a fee basis. Municipally owned and operated golf courses are not included. Membership golf and country clubs are classified in Industry 7997. Miniature golf courses and golf driving ranges are classified in Industry 7999.

**Coin-operated amusement devices (SIC 7993).** Establishments primarily engaged in operating coin-operated amusement devices either in their own or in other places of business. Such amusement devices include juke boxes, pinball machines, mechanical games, video games, slot machines (where legal), and similar types of amusement equipment. The amusement devices may also be operated by bills. Amusement arcades and parlors are also included. Establishments primarily engaged in rental of such devices are classified in Industry 7359.

**Amusement parks (SIC 7996).** Establishments known as amusement parks, theme parks, kiddie parks, etc., which group together a number of attractions, such as mechanical rides, amusement devices, refreshment stands, and picnic grounds. Individual ride operators or concessionaires operating within the park are classified in Industry 7999, as are carnivals operating without a fixed exhibition site. Owners of the park grounds (who do not operate the amusement parks) are classified in Real Estate, Industry Group 651.

**Membership sports and recreation clubs (SIC 7997).** Sports and recreation clubs which maintain facilities for use only by members and their guests, such as country, golf, tennis, yacht, and swimming clubs. Such establishments are classified here regardless of the proportion of receipts derived from food or liquor sales. Membership organizations engaged in civic, social, or fraternal activities are classified in Industry 864. Physical fitness facilities are classified in Industry 7991.

**Amusement and recreation services, n.e.c. (SIC 7999).** Establishments primarily engaged in the operation of sports, amusement, and recreation services, not elsewhere classified, such as bathing beaches, swimming pools, and riding academies and schools. Membership sports and recreation clubs not open to the general public are classified in Industry 7997.

For large geographic areas, data are presented for the following subdivisions of this classification:

1. Concession operators of amusement devices and rides. Concession operators of mechanical rides or of amusement devices in amusement parks, carnivals, circuses, or fairs; or operators of independently operated rides or devices of this type.
2. Carnivals and circuses. Establishments operating a group of amusement, service, and/or retail units, generally known as carnivals, which do not have any fixed exhibition site; or companies engaged in the operation of circuses having acrobatic and animal shows and individual circus acts. Side shows are included here. Individual performers in circuses are classified in Other entertainers and entertainment groups, a subgroup of Industry 7929.
3. Fairs. Establishments primarily engaged in arranging and operating the exhibitions and related activities

usually associated with county, State, or similar fairs. Carnivals and side shows which are part of the fairs but which are independently owned and operated are included in the subgroup Carnivals and circuses. Other independently owned and operated amusement device and ride concessions are included in the subgroup Concession operators of amusement devices and rides.

4. Roller skating rinks.
5. Ice skating rinks.
6. Other amusement and recreation services, n.e.c. Establishments primarily engaged in the commercial operation of sports, amusement, and recreation services, not elsewhere classified. Included are establishments engaged in instruction of sports or recreational activities, such as baseball, bridge, golf, judo, karate, skiing, swimming, and tennis. Also included are establishments renting articles for amusement and recreation, such as beach chairs and accessories, bicycles, golf carts, small boats and canoes, and saddle horses.

Other establishments in this classification include commercially operated bathing beaches, gambling establishments (where legal), golf driving ranges, miniature golf courses, riding academies and stables, shooting galleries, slot-car tracks, ski lifts, day camps, and establishments engaged in the commercial operation of swimming pools open to the general public for a fee. Municipally operated golf courses and swimming pools are excluded from this census. Privately owned tourist attractions, such as natural wonders or manmade exhibits, are included here. Museums, art galleries, and botanical and zoological gardens are included in Major Group 84.

### Health Services (SIC Major Group 80)

This group includes establishments primarily engaged in furnishing medical, surgical, and other health services to persons. Associations or groups, such as Health Maintenance Organizations (HMO's), primarily engaged in providing medical or other health services to members are included but those which only provide insurance covering hospitalization or medical costs are classified in Insurance, Major Group 63. Hospices providing medical services are also included in this Major Group and are classified according to the primary service provided. Health care facilities were primarily coded based on self-designation. Where multiple levels of care were indicated but were not apparently separate operations, the facility was generally classified based on the highest level of care provided. Veterinarians are classified in Agriculture, Industry Group 074.

**Offices and clinics of doctors of medicine (SIC 801).** Establishments of licensed practitioners having the degree of M.D. and engaged in the practice of general or specialized medicine and surgery. General medical clinics (staffed by licensed practitioners having M.D. degree) are also classified here.

Associations of physicians formed solely for sharing expenses (including payroll) are also included here. Receipts are not applicable for these associations since their operations are funded by reimbursements from member firms, and these funds are not considered operating receipts for medical services provided. However, their payroll and employment data are included in statistics presented for this category.

For large geographic areas, data are presented for the following subdivisions of this classification:

1. Offices of doctors of medicine. Includes offices as well as group clinics owned and operated by physicians for the purpose of carrying on their profession.
2. General medical clinics. Includes clinics not owned and operated by physicians associated for the purpose of carrying on their profession.

**Offices and clinics of dentists (SIC 802).** Establishments of licensed practitioners having the degree of D.D.S. (or D.D. Sc.) or D.M.D. and engaged in the practice of general or specialized dentistry, including dental surgery. Dental clinics are also classified here.

For large geographic areas, data are presented for the following subdivisions of this classification:

1. Offices of dentists. Includes offices as well as group clinics owned and operated by dentists associated for the purpose of carrying on their profession.
2. Dental clinics. Includes clinics not owned and operated by dentists associated for the purpose of carrying on their profession.

**Offices and clinics of doctors of osteopathy (SIC 803).** Establishments of licensed practitioners having the degree of D.O. and engaged in the practice of general or specialized osteopathic medicine and surgery.

For large geographic areas, data are presented for the following subdivisions of this classification:

1. Offices of osteopathic physicians.
2. Osteopathic clinics.

**Offices and clinics of chiropractors (SIC 8041).** Establishments of licensed practitioners having the degree of D.C. and engaged in the practice of chiropractic medicine.

**Offices and clinics of optometrists (SIC 8042).** Establishments of licensed practitioners having the degree of O.D. and engaged in the practice of optometry. Establishments where receipts are primarily from the sale of optical goods prescribed as a result of eye examinations performed at another establishment are classified in Retail Trade, Industry 5999.

**Offices and clinics of podiatrists (SIC 8043).** Establishments of licensed practitioners having the degree of D.P. and engaged in the practice of podiatry.

**Offices and clinics of health practitioners, n.e.c. (SIC 8049).** Establishments of health practitioners engaged in practice in health fields, not elsewhere classified, such as acupuncturists, midwives, nutritionists, physical and occupational therapists, and psychologists.

**Skilled nursing care facilities (SIC 8051).** Establishments primarily engaged in providing inpatient nursing and rehabilitative services to patients who require continuous health care but not hospital services. Care must be ordered by and under the direction of a physician. The staff must include a licensed nurse on duty continuously with a minimum of one full-time registered nurse on duty during each day shift. Included are establishments certified to deliver skilled nursing care under the Medicare and Medicaid programs.

**Intermediate care facilities (SIC 8052).** Establishments primarily engaged in providing inpatient nursing and rehabilitative services but not on a continuous basis. Staffing must include 24-hour per day personnel with a licensed nurse on duty full-time during each day shift. At least once a week, consultation with a registered nurse on the delivery of care is required. Included are facilities certified to deliver intermediate care under the Medicaid program.

**Nursing and personal care facilities, n.e.c. (SIC 8059).** Establishments primarily engaged in providing some nursing and/or health-related care to patients who do not require the degree of care and treatment that a skilled or intermediate care facility is designed to provide. Included are rest homes, convalescent homes, and other institutions where health care is a major element. Residential facilities, such as homes for the retarded and the elderly which provide personal care but where health care is incidental, are classified in Industry 8361.

**General medical and surgical hospitals (SIC 8062).** Establishments primarily engaged in providing general medical and surgical services and other hospital services. Specialty hospitals are classified in Industries 8063 and 8069.

**Psychiatric hospitals (SIC 8063).** Establishments primarily engaged in providing diagnostic medical services and inpatient treatment for the mentally ill. Establishments known as hospitals and primarily engaged in providing health care for the mentally retarded are classified in Industry 8051.

**Specialty hospitals, except psychiatric (SIC 8069).** Establishments primarily engaged in providing diagnostic services, treatment, and other hospital services for specialized categories of patients, except for the mentally ill.

**Medical laboratories (SIC 8071).** Establishments primarily engaged in providing professional analytic or diagnostic services to the medical profession or to the patient as

prescribed by a physician. Laboratories engaged in the manufacture of medical or pharmaceutical products are classified in Manufacturing. Laboratories engaged in commercial medical research are classified in Industry 8731, and those engaged in noncommercial medical research are classified in Industry 8733.

**Dental laboratories (SIC 8072).** Establishments primarily engaged in making dentures, artificial teeth, and orthodontic appliances to order for the dental profession. The manufacture of teeth other than to order is classified in Manufacturing. Establishments providing dental X-ray laboratory services are classified in Industry 8071.

**Home health care services (SIC 8082).** Establishments primarily engaged in providing skilled nursing or medical care in the home under supervision of a medical doctor. Establishments of registered or practical nurses engaged in the independent practice of their profession are classified in Industry 8049, and nurses' registries are classified in Industry 7361. Establishments primarily engaged in selling health care products for personal or household consumption are classified in Retail Trade, and those engaged in renting or leasing products for health care are classified in Industry 7352.

**Kidney dialysis centers (SIC 8092).** Establishments primarily engaged in providing kidney or renal dialysis services.

**Specialty outpatient facilities, n.e.c. (SIC 8093).** Establishments primarily engaged in outpatient care of a specialized nature, such as alcohol and drug treatment, birth control/family planning, etc., with permanent facilities and with medical staff to provide diagnosis, treatment, or both for patients who are ambulatory but do not require inpatient care.

**Health and allied services, n.e.c. (SIC 8099).** Establishments primarily engaged in providing health and allied services, n.e.c., such as blood banks, blood donor stations, childbirth preparation classes, medical photography and art, and oxygen tent services. Establishments of registered or practical nurses in independent practice are classified in Industry 8049. Ambulance services are classified in Transportation, Industry 4119.

## **Legal Services (SIC Major Group 81)**

This group includes establishments which are headed by members of the bar and are engaged in offering legal advice or legal services. Nonprofit legal services (including legal aid societies) are classified here. Associations of lawyers formed solely for the sharing of expenses (including payroll) and not for the purpose of jointly practicing their profession are also included. Receipts are not applicable for these associations since their operations are funded by reimbursements from member firms, and these

funds are not considered operating receipts for legal services provided. However, their payroll and employment data are included in statistics presented for this category.

### **Selected Educational Services (SIC's 823, 824, 829)**

This group includes libraries as well as establishments furnishing formal courses through correspondence, commercial, and trade schools. Elementary and secondary schools (Industry 8211); colleges, universities, and professional schools (Industry 8221); and junior colleges and technical institutes (Industry 8222) are out of scope of the census.

**Libraries (SIC 823).** Establishments primarily engaged in providing library services, including the circulation of books and other materials for reading, study, and reference.

**Data processing schools (SIC 8243).** Establishments primarily engaged in offering training in data processing (including data keying), computer programming, and in computer and peripheral equipment operation, maintenance, and repair.

**Business and secretarial schools (SIC 8244).** Establishments primarily engaged in offering courses in business machine operation, office procedures, and secretarial and stenographic skills.

**Vocational schools, n.e.c. (SIC 8249).** Establishments primarily engaged in offering specialized vocational courses, not elsewhere classified but not academic training. This industry includes apprentice training, aviation schools, commercial art schools, and practical nursing schools. Schools for the instruction of beauticians are classified in Industry 7231, and barber schools are classified in Industry 7241. Establishments primarily engaged in offering educational courses by mail are included here.

**Schools and educational services, n.e.c. (SIC 829).** Establishments primarily engaged in offering specialized educational courses and services, not elsewhere classified, such as music schools, drama schools, language schools, student exchange programs, and civil service and other short-term examination preparatory schools. Vocational counseling (excluding rehabilitation) is also included here. Educational testing is included in Industry 8748. Establishments primarily engaged in operating dance schools are classified in Industry 7911; those providing rehabilitation counseling are classified in Industry 8331; and those providing sports instruction in Industry 7999.

### **Social Services (SIC Major Group 83)**

This group includes establishments providing social services and rehabilitation services to those persons with social or personal problems requiring special services and to the physically challenged and the disadvantaged. Also

included are organizations soliciting funds to be used directly for these and related services, as well as community development and planning agencies. Government offices involved with the delivery of such services are out of scope of the census.

**Individual and family social services (SIC 832).** Establishments primarily engaged in providing one or more of a variety of individual and family social, counseling, welfare, or referral services, including refugee, disaster, and temporary relief services.

**Job training and vocational rehabilitation services (SIC 833).** Establishments primarily engaged in providing training, work experience, and vocational rehabilitation services for the unemployed, the underemployed, the physically challenged, and to persons who have a job market disadvantage because of lack of education or experience, skill obsolescence, or personal characteristics or problems. Included are upgrading and job development services, skill training, world-of-work orientation, and vocational rehabilitation counseling. Union apprentice training schools are classified in Industry 8249.

**Child day care services (SIC 835).** Establishments primarily engaged in care of infants or children, or in providing prekindergarten education, where medical care or delinquency correction is not a major element. These establishments may or may not have substantial educational programs and may care for older children when they are not in school. Establishments providing babysitting services are classified in Industry 7299. Head start centers operating in conjunction with elementary schools are classified in Industry 8211.

**Residential care (SIC 836).** Establishments primarily engaged in the provision of residential social and personal care for children, the elderly, and special categories of persons with some limits on ability for self-care but where medical care is not a major element. Included here are group foster homes; halfway group homes; homes for the retarded, the elderly, the deaf, and the blind; juvenile correctional homes; rehabilitation (residential) centers; and children's boarding homes. Boarding schools providing elementary and secondary education are classified in Industry 8211.

**Social services, n.e.c. (SIC 839).** Establishments primarily engaged in providing social services, not elsewhere classified, including community improvement, social change, and neighborhood development. Also included are organizations primarily engaged in soliciting contributions on their own account and administering appropriations and allocating funds among other agencies engaged in social welfare services; establishments primarily engaged in the prevention of criminal or antisocial behavior; and regional social service planning agencies. Establishments which raise funds on a contract basis are classified in Industry 7389. Civic, social, fraternal, and political organizations are included

in Major Group 86. Industrial development consulting and planning is classified in Industry 8748. Philanthropic trusts and foundations which are not actually engaged in providing social welfare services are classified in Finance, Industry 6732.

### **Museums, Art Galleries, and Botanical and Zoological Gardens (SIC Major Group 84)**

This major group includes commercial and noncommercial museums, art galleries, arboreta, and botanical and zoological gardens.

**Museums and art galleries (SIC 8412).** Establishments primarily engaged in the commercial or noncommercial operation of museums and art galleries. Historical, cultural, and educational societies whose functions are primarily providing attractions for the public are included here. Art galleries or art dealers primarily selling to the general public are classified in Retail Trade, Industry 5999.

**Arboreta and botanical or zoological gardens (SIC 8422).** Establishments primarily engaged in the commercial or noncommercial operation of arboreta and botanical and zoological gardens.

### **Selected Membership Organizations (SIC's 861, 862, 864, 869)**

This group includes organizations operating on a membership basis for the promotion of the interests of their members. Also included are organizations which are not operated on a membership basis but which promote the interests of a constituency or group of supporters. This group does not include business establishments operated by membership organizations, such as hotels open to the general public, golf and country clubs, fraternity and sorority houses, and credit unions. Such establishments are classified according to their primary activity.

Establishments of religious organizations operated for worship or for promotion of religious activities, such as churches, convents, and religious schools and missions, are classified in Industry 8661 and are out of scope of the census. Also excluded are Labor unions and similar labor organizations (Industry 8631) and Political organizations (Industry 8651).

**Business associations (SIC 861).** Membership organizations engaged in promoting business interests of their members, such as better business bureaus, boards of trade, chambers of commerce, industrial standards committees, merchants' associations, real estate boards, and trade associations. Membership organizations formed to carry out a specific business function, such as common marketing of crops or joint advertising, are classified according to the function performed.

**Professional membership organizations (SIC 862).** Membership organizations of professional persons formed for the advancement of the interests of their profession, such as bar associations, engineering associations, and scientific membership organizations.

### **Civic, social, and fraternal associations (SIC 864).**

Membership organizations engaged in civic, social, or fraternal activities, such as alumni associations, citizens' associations, fraternities, scout organizations, singing societies, university clubs, veterans' organizations, youth associations, and consumer education and public advocacy groups (except organizations primarily engaged in research). Bars and restaurants owned and operated by organizations for use by members and guests only are also classified here. Hotels and lodging houses operated by organizations for use by members and their guests only, including fraternity and sorority houses, are classified in Industry 7041. Membership sports and recreation clubs are classified in Industry 7997. Homeowner, tenant, and condominium associations primarily engaged in managing real estate are classified in Real Estate, Industry 6531.

**Membership organizations, n.e.c. (SIC 869).** Membership organizations, not elsewhere classified, such as athletic regulatory associations, automobile owners' associations, farm bureaus, historical clubs, and humane societies.

### **Engineering, Accounting, Research, Management, and Related Services (SIC Major Group 87)**

This group includes establishments primarily engaged in providing engineering, architectural, and surveying services; accounting, auditing, and bookkeeping services; research, development, and testing services; and management and public relations services.

**Engineering services (SIC 8711).** Establishments primarily engaged in providing professional engineering services. Establishments primarily providing and supervising their own engineering staff on temporary contract to other firms are included here. Establishments providing engineering but not supervisory, personnel are classified in Industry 7363. Photogrammetric engineering services are classified in Industry 8713.

**Architectural services (SIC 8712).** Establishments primarily engaged in providing professional architectural services. Landscape architectural services are classified in Agriculture, Industry 0781. Establishments primarily engaged in providing graphic arts and related design services are classified in Industry 7336, and those providing drafting services are classified in Industry 7389.

**Surveying services (SIC 8713).** Establishments primarily engaged in providing professional land, water, and aerial surveying services.

**Accounting, auditing, and bookkeeping services (SIC 8721).** Establishments primarily engaged in furnishing accounting, bookkeeping, and related auditing services. These establishments may use data processing and tabulating techniques as part of providing their services. However,

establishments primarily engaged in providing data processing and tabulating services are classified in Industry 7374. Establishments providing income tax return preparation services, without also furnishing accounting, auditing, or bookkeeping services, are classified in Industry 7291.

**Commercial physical and biological research (SIC 8731).**

Establishments primarily engaged in physical and biological research and development on a contract or fee basis. Noncommercial research establishments (funded by endowments, grants, or contributions) are classified in Industry 8733. Separate establishments of aircraft, guided missile, or spacecraft manufacturers primarily engaged in research and development on these products are classified in Manufacturing, Major Group 37.

For large geographic areas, data are presented for the following subdivisions of this classification:

1. Commercial physical research.
2. Commercial medical and biological research.

**Commercial economic, sociological, and educational research (SIC 8732).**

Establishments primarily engaged in performing business, marketing, opinion, and other economic, sociological, and educational research on a contract or fee basis. Noncommercial research establishments (funded by endowments, grants, or contributions) are classified in Industry 8733.

**Noncommercial research organizations (SIC 8733).** Establishments primarily engaged in performing research into and dissemination of information for public health, education, or general welfare. These establishments primarily operate on funds from endowments, contributions, and grants. Establishments which fund such research, although the actual research may be contracted out to other establishments, are also classified here.

**Testing laboratories (SIC 8734).** Establishments primarily engaged in providing testing services. Establishments performing clinical laboratory testing for the medical profession are classified in Industry 8071.

**Management services (SIC 8741).** Establishments primarily engaged in furnishing general or specialized management services on a day to day basis and on a contract or fee basis. Establishments classified here do not provide operating staff. Management and operation of a business, where operating staff as well as management is provided, is classified according to the activity of the establishment managed. Construction management services are classified here.

**Management consulting services (SIC 8742).** Establishments primarily engaged in furnishing operating counsel and assistance to managements of private, nonprofit, and public organizations. These establishments generally perform a variety of activities, such as strategic and organizational planning; financial planning and budgeting; marketing objectives and policies planning; information systems

planning, evaluation, and selection; human resources policies and practices planning; and production scheduling and control planning.

**Public relations services (SIC 8743).** Establishments primarily engaged in the preparation of materials, written or spoken, which are designed to promote the interests of their clients by attempting to influence the general public or other groups.

**Facilities support management services (SIC 8744).**

Establishments primarily engaged in furnishing personnel to perform a range of services in support of the operations of other establishments, or those engaged in providing a number of different continuing services, on a contract or fee basis, within other establishments. Establishments which provide management and staff to operate a business are classified according to the type of activity of the business. Establishments primarily providing one specialized service are classified in the specialized industry. Establishments primarily supplying temporary or continuing help (except agricultural) are classified in Industry 7363. Establishments which provide management services only (except agricultural) are classified in Industry 8741. Computer facilities management is classified in Industry 7376.

**Business consulting services, n.e.c. (SIC 8748).** Establishments primarily engaged in furnishing business consulting services, not elsewhere classified, on a contract or fee basis. Included are agricultural, economic, educational, and systems engineering consultants as well as city planners and testing services (educational or personnel).

**Services, Not Elsewhere Classified (SIC Major Group 89)**

Establishments primarily providing services, not elsewhere classified, such as artists (excluding commercial and medical artists), authors, scientific consultants (working on their own account), inventors, lecturers, music arrangers, newspaper columnists, radio commentators, song writers, weather forecasters, and writers.

There is evidence that among small employer establishments (for which kind-of-business information is obtained from administrative records), many service establishments are classified incorrectly in this industry because there is insufficient information to determine the correct kind-of-business classification. Therefore, the published data probably overstate the number of establishments and level of activity for this category.

For large geographic areas, data are presented for the following subdivisions of this classification:

1. Scientific and related consulting services, except environmental.
2. Environmental consulting.
3. Authors, composers, and other arts-related services.
4. Other services, n.e.c.

## Appendix B. **Sample Report Form and Instructions**

---

The sample report form and instructions are shown on the following pages.





# Appendix C.

## Kind-of-Business Titles and Reporting-Form Numbers

[Listed below are service industries kind-of-business titles and their corresponding reporting-form numbers. Requests for copies of any of these forms, including the inquiries used to classify establishments by kind of business, should be directed to the Services Division, Bureau of the Census, Washington, DC 20233]

SIC code	Title	Reporting form CB-	SIC code	Title	Reporting form CB-
<b>70</b>	<b>HOTELS, ROOMING HOUSES, CAMPS, AND OTHER LODGING PLACES</b>		<b>73</b>	<b>BUSINESS SERVICES—Con.</b>	
7011 pt.	Hotels, 25 guestrooms or more .....	7001	7377	Computer rental and leasing .....	7307
7011 pt.	Hotels, less than 25 guestrooms .....	7001	7378	Computer maintenance and repair .....	7307
7011 pt.	Motels, tourist courts .....	7001	7379 pt.	Computer consultants .....	7307
7011 pt.	Motor hotels .....	7001	7379 pt.	Miscellaneous computer services, n.e.c. ....	7307
702	Rooming and boarding houses .....	7002	7381 pt.	Detective agencies and guard services .....	7308
7032	Sporting and recreational camps .....	7002	7381 pt.	Armored car services .....	7308
7033	Recreational vehicle parks and campsites .....	7002	7382	Security systems services .....	7308
704	Organization hotels and lodging houses, on membership basis. ....	7002	7383	News syndicates .....	7308
			7384 pt.	Photofinishing laboratories, except "one-hour" (mini) labs .....	7303
			7384 pt.	"One-hour" (mini) photofinishing .....	7303
<b>72</b>	<b>PERSONAL SERVICES</b>		7389 pt.	Sign painting shops .....	7308
7211	Power laundries, family and commercial .....	7201	7389 pt.	Interior designing .....	7308
7212	Garment pressing, and agents for laundries and drycleaners .....	7201	7389 pt.	Telephone answering services .....	7308
7213	Linen supply .....	7201	7389 pt.	Water softening and conditioning services .....	7308
7215 pt.	Coin-operated laundries and drycleaning stores .....	7201	7389 pt.	Packaging and labeling services .....	7308
7215 pt.	Coin-operated laundry routes .....	7201	7389 pt.	Trading stamp services .....	7308
7216	Drycleaning plants, except rug cleaning .....	7201	7389 pt.	Convention and trade show services .....	7308
7217	Carpet and upholstery cleaning .....	7201	7389 pt.	Private mail centers .....	7308
7218	Industrial launderers .....	7201	7389 pt.	Miscellaneous business services, n.e.c. ....	7308
7219	Laundry and garment services, n.e.c. ....	7201			
722	Photographic studios, portrait .....	7303	<b>75</b>	<b>AUTOMOTIVE REPAIR, SERVICES, AND PARKING</b>	
723	Beauty shops .....	7202	7513 pt.	Truck rental, without drivers .....	7501
724	Barber shops .....	7202	7513 pt.	Truck leasing, except finance leasing .....	7501
725	Shoe repair shops and shoeshine parlors .....	7202	7514	Passenger car rental .....	7501
726	Funeral service and crematories .....	7202	7515	Passenger car leasing .....	7501
7291	Tax return preparation services .....	7202	7519	Utility trailer and recreational vehicle rental .....	7501
7299 pt.	Massage parlors, tanning salons, and saunas .....	7202	7521 pt.	Parking lots .....	7502
7299 pt.	Diet and weight reducing services .....	7202	7521 pt.	Parking structures .....	7502
7299 pt.	Formal wear rental .....	7202	7532 pt.	Top and body repair shops .....	7503
7299 pt.	Other personal services, n.e.c. ....	7202	7532 pt.	Paint shops .....	7503
<b>73</b>	<b>BUSINESS SERVICES</b>		7533	Automotive exhaust system repair shops .....	7503
7311	Advertising agencies .....	7301	7534	Tire retreading and repair shops .....	7503
7312	Outdoor advertising services .....	7301	7536	Automotive glass replacement shops .....	7503
7313 pt.	Radio and television advertising representatives .....	7301	7537	Automotive transmission repair shops .....	7503
7313 pt.	Publishers' advertising representatives .....	7301	7538 pt.	General automotive repair shops, except diesel .....	7503
7319	Advertising, n.e.c. ....	7301	7538 pt.	Diesel repair shops .....	7503
7322	Adjustment and collection services .....	7302	7539 pt.	Radiator repair .....	7503
7323	Credit reporting services .....	7302	7539 pt.	Brake, front end, and wheel alignment .....	7503
7331 pt.	Mailing list compilers, brokers, and managers .....	7303	7539 pt.	Carburetor repair shops .....	7503
7331 pt.	Direct mail advertising services, except mailing list services .....	7303	7539 pt.	Automotive electrical repair shops .....	7503
7334 pt.	Blueprinting and photocopying services .....	7303	7539 pt.	Other automotive repair shops, n.e.c. ....	7503
7334 pt.	Duplicating services, except printing and photocopying .....	7303	7542	Carwashes .....	7503
7335	Commercial photography .....	7303	7549 pt.	Lubrication shops .....	7503
7336 pt.	Commercial art .....	7303	7549 pt.	Towing services .....	7503
7336 pt.	Graphic arts and related design .....	7303	7549 pt.	Other automotive services, n.e.c. ....	7503
7338	Secretarial and court reporting services .....	7303	<b>76</b>	<b>MISCELLANEOUS REPAIR SERVICES</b>	
7342	Disinfecting and pest control services .....	7304	7622	Radio and television repair shops .....	7600
7349	Building cleaning and maintenance services, n.e.c. ....	7304	7623	Refrigeration and air-conditioning service and repair shops .....	7600
7352	Medical equipment rental and leasing .....	7305	7629	Electrical and electronic repair shops, n.e.c. ....	7600
7353 pt.	Rental and leasing of heavy construction equipment without operators .....	7305	763	Watch, clock, and jewelry repair .....	7600
7353 pt.	Rental and leasing of heavy construction equipment with operators .....	7305	764	Reupholstery and furniture repair .....	7600
7359 pt.	Equipment rental, except rent-to-own .....	7305	7692	Welding repair .....	7600
7359 pt.	Equipment leasing, except finance leasing .....	7305	7694	Armature rewinding shops .....	7600
7359 pt.	Rent-to-own .....	7305	7699 pt.	Farm machinery and equipment repair .....	7600
7361	Employment agencies .....	7306	7699 pt.	Lawnmower and other small gasoline engine repair .....	7600
7363 pt.	Temporary help supply .....	7306	7699 pt.	Sewer and septic tank cleaning services .....	7600
7363 pt.	Employee leasing .....	7306	7699 pt.	Other repair and related services, n.e.c. ....	7600
7363 pt.	Other help supply services .....	7306	<b>78</b>	<b>MOTION PICTURES</b>	
7371	Computer programming services .....	7307	7812 pt.	Motion picture production, except for television .....	7801
7372	Prepackaged software .....	7307	7812 pt.	Motion picture and tape production for television .....	7801
7373	Computer integrated systems .....	7307	7819	Services allied to motion picture production .....	7801
7374	Computer processing and data preparation and processing services .....	7307	7822 pt.	Motion picture film exchanges .....	7801
7375	Information retrieval services .....	7307	7822 pt.	Film and tape distribution for television .....	7801
7376	Computer facilities management services .....	7307	7822 pt.	Video tape wholesalers .....	7801
			7829	Services allied to motion picture distribution .....	7801
			7832	Motion picture theaters, except drive-in .....	7802
			7833	Drive-in motion picture theaters .....	7802
			7841	Video tape rental .....	7803

SIC code	Title	Reporting form CB-	SIC code	Title	Reporting form CB-
<b>79</b>	<b>AMUSEMENT AND RECREATION SERVICES, EXCEPT MOTION PICTURES AND MUSEUMS</b>		<b>81</b>	<b>LEGAL SERVICES</b>	
791	Dance studios, schools, and halls .....	7903	81 pt.	Offices of lawyers .....	8100
7922 pt.	Producers of live theatrical productions .....	7901	81 pt.	Legal aid societies and similar legal services .....	8100
7922 pt.	Producers of radio and television shows, except tape producers .....	7901	<b>823, 4, 9</b>	<b>SELECTED EDUCATIONAL SERVICES</b>	
7922 pt.	Artists' and entertainers' managers or agents, concert bureaus, and booking agents .....	7901		Libraries .....	8200
7922 pt.	Other theatrical services .....	7901		Data processing schools .....	8200
7929 pt.	Dance groups and artists .....	7901		Business and secretarial schools .....	8200
7929 pt.	Symphony orchestras, opera companies, and chamber music organizations .....	7901		Vocational schools, n.e.c. ....	8200
7929 pt.	Other music groups and artists .....	7901		Schools and educational services, n.e.c. ....	8200
7929 pt.	Other entertainers and entertainment groups .....	7901			
7933	Bowling centers .....	7902	<b>83</b>	<b>SOCIAL SERVICES</b>	
7941 pt.	Baseball clubs .....	7902		Individual and family social services .....	8300
7941 pt.	Football clubs .....	7902		Job training and vocational rehabilitation services .....	8300
7941 pt.	Other professional sports clubs .....	7902		Child day care services .....	8300
7941 pt.	Managers and promoters .....	7902		Residential care .....	8300
7948 pt.	Auto racetrack operation .....	7902		Social services, n.e.c. ....	8300
7948 pt.	Horse racetrack operation .....	7902	<b>84</b>	<b>MUSEUMS, ART GALLERIES, AND BOTANICAL AND ZOOLOGICAL GARDENS</b>	
7948 pt.	Dog racetrack operation .....	7902		Museums and art galleries .....	8400
7948 pt.	Racing stables and racing, n.e.c. ....	7902		Arboreta and botanical or zoological gardens .....	8400
7991 pt.	Physical fitness centers, except gymnasiums and athletic clubs .....	7903			
7991 pt.	Gymnasiums and athletic clubs .....	7903			
7992	Public golf courses .....	7903			
7993	Coin-operated amusement devices .....	7903	8412		
7996	Amusement parks .....	7902	8422		
7997	Membership sports and recreation clubs .....	7903			
7999 pt.	Concession operators of amusement devices and rides .....	7903	<b>86</b>	<b>SELECTED MEMBERSHIP ORGANIZATIONS</b>	
7999 pt.	Carnivals and circuses .....	7903		Business associations .....	8600
7999 pt.	Fairs .....	7903		Professional membership organizations .....	8600
7999 pt.	Roller skating rinks .....	7903		Civic, social, and fraternal associations .....	8600
7999 pt.	Ice skating rinks .....	7903		Membership organizations, n.e.c. ....	8600
7999 pt.	Other amusement and recreation services, n.e.c. ....	7903			
<b>80</b>	<b>HEALTH SERVICES</b>		<b>87</b>	<b>ENGINEERING, ACCOUNTING, RESEARCH, MANAGEMENT, AND RELATED SERVICES</b>	
801 pt.	Offices of doctors of medicine .....	8001		Engineering services .....	8701
801 pt.	General medical clinics .....	8001	8711	Architectural services .....	8701
802 pt.	Offices of dentists .....	8002	8712	Surveying services .....	8701
802 pt.	Dental clinics .....	8002	8713	Accounting, auditing, and bookkeeping services .....	8702
803 pt.	Offices of osteopathic physicians .....	8001	8721	Commercial physical research .....	8703
803 pt.	Osteopathic clinics .....	8001	8731 pt.		
8041	Offices and clinics of chiropractors .....	8001		Commercial medical and biological research .....	8703
8042	Offices and clinics of optometrists .....	8001	8732	Commercial economic, sociological, and educational research .....	8703
8043	Offices and clinics of podiatrists .....	8001	8733	Noncommercial research organizations .....	8703
8049	Offices and clinics of health practitioners, n.e.c. ....	8001	8734	Testing laboratories .....	8703
			8741	Management services .....	8704
8051	Skilled nursing care facilities .....	8003			
8052	Intermediate care facilities .....	8003	8742	Management consulting services .....	8704
8059	Nursing and personal care facilities, n.e.c. ....	8003	8743	Public relations services .....	8704
8062	General medical and surgical hospitals .....	8004	8744	Facilities support management services .....	8704
8063	Psychiatric hospitals .....	8004	8748	Business consulting services, n.e.c. ....	8704
8069	Specialty hospitals, except psychiatric .....	8004			
8071	Medical laboratories .....	8005	<b>89</b>	<b>SERVICES, N.E.C.</b>	
8072	Dental laboratories .....	8005		Scientific and related consulting services, except environmental .....	8900
8082	Home health care services .....	8006	8999 pt.	Environmental consulting .....	8900
8092	Kidney dialysis centers .....	8006	8999 pt.	Authors, composers, and other arts-related services .....	8900
8093	Specialty outpatient facilities, n.e.c. ....	8006	8999 pt.	Other services, n.e.c. ....	8900
8099	Health and allied services, n.e.c. ....	8006	8999 pt.		

## Appendix D. Metropolitan Areas

(Titles and definitions shown for MSA's, CMSA's, and PMSA's are those established by the Office of Management and Budget, as of June 30, 1993)

### INDIANA

#### **Bloomington, IN MSA**

Monroe County, IN

#### **Chicago-Gary-Kenosha, IL-IN-WI CMSA**

Chicago, IL PMSA

Cook County, IL

DeKalb County, IL

DuPage County, IL

Grundy County, IL

Kane County, IL

Kendall County, IL

Lake County, IL

McHenry County, IL

Will County, IL

Gary, IN PMSA

Lake County, IN

Porter County, IN

Kankakee, IL PMSA

Kankakee County, IL

Kenosha, WI PMSA

Kenosha County, WI

#### **Cincinnati, OH-KY-IN PMSA—see Cincinnati-Hamilton, OH-KY-IN CMSA**

#### **Cincinnati-Hamilton, OH-KY-IN CMSA**

Cincinnati, OH-KY-IN PMSA

Dearborn County, IN

Ohio County, IN

Boone County, KY

Campbell County, KY

Gallatin County, KY

Grant County, KY

Kenton County, KY

Pendleton County, KY

Brown County, OH

Clermont County, OH

Hamilton County, OH

Warren County, OH

Hamilton-Middletown, OH PMSA

Butler County, OH

#### **Elkhart-Goshen, IN MSA**

Elkhart County, IN

#### **Evansville-Henderson, IN-KY MSA**

Posey County, IN

Vanderburgh County, IN

Warrick County, IN

Henderson County, KY

#### **Fort Wayne, IN MSA**

Adams County, IN

Allen County, IN

De Kalb County, IN

Huntington County, IN

Wells County, IN

Whitley County, IN

#### **Gary, IN PMSA—see Chicago-Gary-Kenosha, IL-IN-WI CMSA**

#### **Indianapolis, IN MSA**

Boone County, IN

Hamilton County, IN

Hancock County, IN

Hendricks County, IN

Johnson County, IN

Madison County, IN

Marion County, IN

Morgan County, IN

Shelby County, IN

#### **Kokomo, IN MSA**

Howard County, IN

Tipton County, IN

#### **Lafayette, IN MSA**

Clinton County, IN

Tippecanoe County, IN

#### **Louisville, KY-IN MSA**

Clark County, IN

Floyd County, IN

Harrison County, IN

Scott County, IN

Bullitt County, KY

Jefferson County, KY

Oldham County, KY

**Muncie, IN MSA**

Delaware County, IN

**South Bend, IN MSA**

St. Joseph County, IN

**Terre Haute, IN MSA**

Clay County, IN

Vermillion County, IN

Vigo County, IN

# Appendix E.

## Percent of Receipts/Revenue Based on Administrative Records and Estimation for the State: 1992

Table E-1. **Firms Subject to Federal Income Tax**

[Includes only establishments with payroll. For meaning of abbreviations and symbols, and for more information on reliability of data, see introductory text. For explanation of terms and comparability of 1987 and 1992 censuses, see appendix A]

SIC code	Kind of business or operation	Percent of receipts —		SIC code	Kind of business or operation	Percent of receipts —	
		From administrative records <sup>1</sup>	Estimated <sup>2</sup>			From administrative records <sup>1</sup>	Estimated <sup>2</sup>
	<b>Total</b> .....	<b>21.0</b>	<b>6.7</b>	<b>73</b>	<b>Business services—Con.</b>		
<b>70 ex. 704</b>	<b>Hotels, rooming houses, camps, and other lodging places (except membership lodging)</b> .....	<b>5.9</b>	<b>7.4</b>	736	Personnel supply services .....	6.6	8.2
				7361	Employment agencies .....	42.8	14.7
				7363	Help supply services .....	3.7	7.7
7011	Hotels and motels .....	5.1	7.3	7363 pt.	Temporary help supply .....	2.8	7.1
7011 pt.	Hotels .....	3.7	8.9	7363 pt.	Help supply, except temporary .....	5.5	8.9
7011 pt.	Hotels, 25 guestrooms or more .....	3.7	9.1				
7011 pt.	Hotels, less than 25 guestrooms .....	6.0	.3				
7011 pt.	Motels, motor hotels, and tourist courts .....	7.3	4.7	737	Computer programming, data processing, and other computer related services .....	5.9	6.3
7011 pt.	Motels, tourist courts .....	11.1	5.7		Computer programming, prepackaged software, and integrated systems .....	7.3	7.1
7011 pt.	Motor hotels .....	1.1	3.1	7371, 2, 3	Computer programming services .....	10.8	12.4
702, 3	Other lodging places .....	30.9	9.2	7372	Prepackaged software .....	5.0	5.7
702	Rooming and boarding houses .....	29.5	37.1	7373	Computer integrated systems .....	4.4	.5
703	Camps and recreational vehicle parks .....	31.0	5.8	7374, 5, 6	Data processing services .....	3.1	4.8
				7374, 5	Computer processing, information retrieval .....	1.4	5.3
<b>72</b>	<b>Personal services</b> .....	<b>24.7</b>	<b>6.2</b>	7376	Computer facilities management services .....	17.8	—
				7377, 8, 9	Computer rental and leasing, maintenance, and related services, n.e.c. ....	9.0	7.7
721	Laundry, cleaning, and garment services .....	19.0	4.6		Computer rental and leasing .....	—	—
7211	Power laundries, family and commercial* .....	9.3	—	7377	Computer maintenance and repair .....	4.0	9.1
7213	Linen supply* .....	14.7	3.5	7378	Computer related services, n.e.c. ....	24.6	5.7
7215	Coin-operated laundries and drycleaning .....	29.1	4.1	7379			
7216	Drycleaning plants, except rug cleaning* .....	24.8	9.2				
7217	Carpet and upholstery cleaning .....	38.3	7.8	738	Miscellaneous business services .....	16.9	7.2
7218	Industrial launderers* .....	4.7	.3	7381, 2	Detective agencies and protective services .....	12.8	20.3
7212, 9	Other laundry, cleaning, and garment services* ..	41.7	9.9	7381	Detective, guard, and armored car services .....	12.6	27.7
7212	Garment pressing, and agents for laundries and drycleaners .....	40.7	23.7	7382	Security systems services .....	13.2	1.2
7219	Laundry and garment services, n.e.c.* .....	42.3	2.8	7383	News syndicates .....	(D)	(D)
				7384	Photofinishing laboratories* .....	5.7	.8
722	Photographic studios, portrait .....	29.8	15.6	7389	Business services, n.e.c. ....	(D)	(D)
				7389 pt.	Sign painting shops .....	37.0	5.4
723, 4	Beauty and barber shops .....	29.2	7.3	7389 pt.	Interior designing .....	51.5	9.9
723	Beauty shops .....	28.8	7.4	7389 pt.	Telephone answering services .....	25.1	3.7
724	Barber shops .....	39.2	3.0	7389 pt.	Other business services .....	(D)	(D)
725	Shoe repair shops and shoeshine parlors .....	34.4	6.1	<b>75</b>	<b>Automotive repair, services, and parking</b> .....	<b>22.8</b>	<b>5.2</b>
726	Funeral service and crematories .....	28.4	5.0				
				751	Automotive rental and leasing, without drivers .....	1.8	2.5
729	Miscellaneous personal services .....	25.1	5.9	7513	Truck rental and leasing, without drivers .....	2.2	2.8
7291	Tax return preparation services .....	33.2	5.1	7514, 5	Passenger car rental and leasing .....	.3	1.9
7299	Miscellaneous personal services, n.e.c. ....	21.7	6.3	7514	Passenger car rental .....	.3	2.0
				7515	Passenger car leasing .....	.2	1.6
<b>73</b>	<b>Business services</b> .....	<b>12.9</b>	<b>8.4</b>	7519	Utility trailer and recreational vehicle rental .....	32.3	—
731	Advertising .....	14.8	14.7				
7311	Advertising agencies .....	18.0	9.3	752	Automobile parking .....	3.5	4.4
7312	Outdoor advertising services .....	5.5	30.0				
7313	Radio, television, publishers' advertising representatives .....	19.3	.5	753	Automotive repair shops .....	32.0	6.5
7319	Advertising, n.e.c. ....	27.4	2.3	7532	Top, body, and upholstery repair shops and paint shops .....	35.9	2.8
				7532 pt.	Top and body repair shops .....	36.2	2.5
732	Consumer credit reporting agencies, mercantile reporting agencies, and adjustment and collection agencies .....	19.0	6.2	7532 pt.	Paint shops .....	31.1	6.2
7322	Adjustment and collection services .....	26.3	8.5	7538	General automotive repair shops .....	33.0	8.4
7323	Credit reporting services .....	3.2	1.3	7538 pt.	General automotive repair shops, except diesel .....	36.8	6.9
				7538 pt.	Diesel repair shops .....	16.5	14.9
733	Mailing, reproduction, commercial art and photography, and stenographic services .....	14.4	3.5	7533, 4, 6, 7, 9	Other automotive repair shops .....	25.1	9.1
7331	Direct mail advertising services .....	1.3	—	7533	Automotive exhaust system repair shops .....	24.9	4.2
7334	Photocopying and duplicating services .....	12.4	4.3	7534	Tire retreading and repair shops .....	16.4	19.1
7335, 6	Commercial photography, art, and graphics .....	21.1	4.5	7536	Automotive glass replacement shops .....	21.5	16.1
7335	Commercial photography .....	27.1	1.3	7537	Automotive transmission repair shops .....	30.8	7.5
7336	Commercial art and graphic design .....	18.8	5.7	7539	Automotive repair shops, n.e.c. ....	29.3	5.0
7338	Secretarial and court reporting services .....	34.2	10.4	7539 pt.	Radiator repair .....	39.4	8.2
				7539 pt.	Brake, front end, and wheel alignment .....	22.3	5.9
734	Services to dwellings and other buildings .....	34.8	14.6	7539 pt.	Automotive electrical and fuel system services .....	30.4	—
7342	Disinfecting and pest control services .....	24.1	6.0	7539 pt.	Other automotive repair shops, n.e.c. ....	37.4	2.8
7349	Building cleaning and maintenance services, n.e.c. ....	37.4	16.7				
				754	Automotive services, except repair .....	24.3	4.7
735	Miscellaneous equipment rental and leasing .....	10.9	11.4	7542	Carwashes .....	33.1	7.7
7352	Medical equipment rental and leasing .....	3.0	12.3	7549	Automotive services, except repair and carwashes .....	17.7	2.4
7353	Heavy construction equipment rental and leasing ..	8.9	11.9				
7359	Equipment rental and leasing, n.e.c. ....	15.0	10.9				

See footnotes at end of table.

**Table E-1. Firms Subject to Federal Income Tax – Con.**

[Includes only establishments with payroll. For meaning of abbreviations and symbols, and for more information on reliability of data, see introductory text. For explanation of terms and comparability of 1987 and 1992 censuses, see appendix A]

SIC code	Kind of business or operation	Percent of receipts –		SIC code	Kind of business or operation	Percent of receipts –	
		From administrative records <sup>1</sup>	Estimated <sup>2</sup>			From administrative records <sup>1</sup>	Estimated <sup>2</sup>
<b>76</b>	<b>Miscellaneous repair services</b> -----	<b>30.9</b>	<b>4.2</b>	<b>80</b>	<b>Health services</b> -----	<b>22.6</b>	<b>5.7</b>
762	Electrical repair shops -----	27.5	4.6	801	Offices and clinics of doctors of medicine -----	28.1	6.0
7622	Radio and television repair shops -----	37.6	5.9	8011 pt.	Offices of doctors of medicine -----	29.0	5.5
7623, 9	Other electrical and electronic repair shops -----	24.7	4.2	8011 pt.	General medical clinics -----	5.1	18.8
7623	Refrigeration and air-conditioning service and repair shops -----	21.1	2.8	802	Offices and clinics of dentists -----	44.6	3.3
7629	Electrical and electronic repair shops, n.e.c. ---	26.0	4.6	803	Offices and clinics of doctors of osteopathy -----	34.2	4.6
763	Watch, clock, and jewelry repair -----	19.4	7.7	804	Offices and clinics of other health practitioners ----	34.9	2.8
764	Reupholstery and furniture repair -----	50.1	5.1	8041	Offices and clinics of chiropractors -----	43.9	3.0
769	Miscellaneous repair and related services -----	31.5	3.9	8042	Offices and clinics of optometrists -----	35.2	1.9
7692	Welding repair -----	57.0	4.3	8043	Offices and clinics of podiatrists -----	28.6	3.6
7694	Armature rewinding shops -----	31.8	1.0	8049	Offices and clinics of health practitioners, n.e.c. --	27.1	3.3
7699	Repair shops and related services, n.e.c. -----	28.9	4.8	805	Nursing and personal care facilities -----	4.5	9.0
				8051	Skilled nursing care facilities -----	4.5	10.6
<b>78, 79, 84</b>	<b>Amusement and recreation services, including motion pictures and museums</b> -----	<b>19.0</b>	<b>5.3</b>	8052	Intermediate care facilities -----	2.8	3.6
781, 2	Motion picture production, distribution, and services --	3.2	2.5	8059	Nursing and personal care facilities, n.e.c. -----	27.5	12.6
783	Motion picture theaters -----	4.8	2.3	806	Hospitals -----	—	.1
7832	Motion picture theaters, except drive-in -----	2.7	2.4	8062	General medical and surgical hospitals -----	—	—
7833	Drive-in motion picture theaters -----	48.7	1.0	8063, 9	Specialty hospitals -----	—	.2
784	Video tape rental -----	28.6	6.4	807, 8, 9	Other health services -----	16.2	4.7
792	Theatrical producers (except motion picture), bands, orchestras, and entertainers -----	3.9	1.9	807	Medical and dental laboratories -----	18.7	1.9
7922	Theatrical producers (except motion picture) and miscellaneous theatrical services -----	.8	2.6	8071	Medical laboratories -----	17.0	1.9
7929	Bands, orchestras, actors, and other entertainers and entertainment groups -----	5.9	1.5	8072	Dental laboratories -----	28.0	2.1
793	Bowling centers -----	34.3	7.3	808	Home health care services -----	15.8	3.1
79 ex. 792, 3; 84	Commercial sports and other amusement and recreation services, including museums -----	25.4	6.9	809	Miscellaneous health and allied services, n.e.c. ---	12.1	12.2
794	Commercial sports -----	13.4	4.6	8092	Kidney dialysis centers -----	—	5.1
7941	Professional sports clubs, managers, promoters -----	14.2	8.0	8093	Specialty outpatient facilities, n.e.c. -----	14.8	14.7
7948	Racing, including track operation -----	12.8	2.1	8099	Health and allied services, n.e.c. -----	17.6	13.0
79 ex. 792, 3, 4; 84	Other amusement and recreation services, including museums -----	29.3	7.7	<b>81</b>	<b>Legal services</b> -----	<b>39.0</b>	<b>4.2</b>
791	Dance studios, schools, and halls -----	33.9	9.0	<b>823, 4, 9</b>	<b>Selected educational services</b> -----	<b>27.9</b>	<b>12.7</b>
7991	Physical fitness facilities -----	21.5	8.3	823	Libraries -----	87.2	12.8
7992	Public golf courses -----	40.5	4.7	824	Vocational schools -----	12.3	6.8
7993	Coin-operated amusement devices -----	33.2	2.4	829	Schools and educational services, n.e.c. -----	44.2	19.1
7996	Amusement parks -----	1.6	3.5	<b>83</b>	<b>Social services</b> -----	<b>26.7</b>	<b>11.1</b>
7997	Membership sports and recreation clubs -----	40.0	13.1	835	Child day care services -----	26.1	10.1
7999, 84	Amusement and recreation services, including museums, n.e.c. -----	25.6	8.2	832, 3, 6, 9	Other social services -----	27.2	11.8
7999 pt.	Concession operators of amusement devices and rides -----	43.7	15.4	<b>87 ex. 8733</b>	<b>Engineering, accounting, research, management, and related services (except noncommercial research organizations)</b> -----	<b>20.6</b>	<b>10.5</b>
7999 pt., 84	Carnivals, circuses, and fairs -----	28.9	—	871	Engineering, architectural, and surveying services --	18.8	7.5
	Other recreation and amusements, including museums -----	24.9	8.3	8711	Engineering services -----	19.0	8.3
				8712	Architectural services -----	17.7	5.8
				8713	Surveying services -----	19.7	2.8
				872	Accounting, auditing, and bookkeeping services ----	23.7	12.9
				873 ex. 8733	Research, development, and testing services (except noncommercial research organizations) ---	6.0	5.7
				8731	Commercial physical and biological research -----	7.3	8.4
				8732	Commercial economic, sociological, and educational research -----	6.8	3.4
				8734	Testing laboratories -----	4.2	7.1
				874	Management and public relations services -----	24.4	13.9
				8741	Management services -----	14.7	16.9
				8742	Management consulting services -----	37.8	8.5
				8743	Public relations services -----	63.8	2.3
				8744	Facilities support management services -----	—	—
				8748	Business consulting services, n.e.c. -----	54.9	17.5
				<b>89</b>	<b>Services, n.e.c.</b> -----	<b>18.1</b>	<b>3.7</b>

<sup>1</sup>Includes receipts information obtained from administrative records of other Federal agencies.

<sup>2</sup>Includes receipts information which was imputed based on historic company ratios or administrative records or on industry averages.

## Table E-2. Firms Exempt From Federal Income Tax

[Includes only establishments with payroll. For meaning of abbreviations and symbols, and for more information on reliability of data, see introductory text. For explanation of terms and comparability of 1987 and 1992 censuses, see appendix A]

SIC code	Kind of business or operation	Percent of revenue —		SIC code	Kind of business or operation	Percent of revenue —	
		From administrative records <sup>1</sup>	Estimated <sup>2</sup>			From administrative records <sup>1</sup>	Estimated <sup>2</sup>
	<b>Total</b> .....	<b>5.7</b>	<b>3.0</b>	<b>823, 4, 9</b>	<b>Selected educational services</b> .....	<b>22.7</b>	<b>13.9</b>
7032, 704	Camps and membership lodging .....	40.2	15.4	83	<b>Social services</b> .....	18.7	14.3
792, 7991 pt., 7997, 7999 pt., 84	Selected amusement, recreation, and related services .....	17.1	2.9	835	Child day care services .....	10.4	31.1
8011 pt.; 8021 pt.; 805, 6, 8, 9	<b>Selected health services</b> .....	.4	.5	832, 3, 6, 9	Other social services .....	19.3	13.2
8011 pt., 8021 pt., 805	Clinics of doctors of medicine and dentists .....	.2	8.0	832	Individual and family social services .....	20.8	9.8
806	Nursing and personal care facilities .....	.8	.2	833	Job training and vocational rehabilitation services .....	8.4	17.2
8062	Hospitals .....	.3	—	836	Residential care .....	12.3	10.6
8063, 9	General medical and surgical hospitals .....	.3	—	839	Social services, n.e.c. .....	30.1	17.1
808, 9	Specialty hospitals .....	—	—	<b>861, 2, 4, 9</b>	<b>Selected membership organizations</b> .....	<b>34.4</b>	<b>11.7</b>
8111 pt.	Other health services .....	3.9	8.1	861	Business associations .....	39.3	7.1
	<b>Legal aid societies and similar legal services</b> .....	—	—	864	Civic, social, and fraternal associations .....	34.7	13.4
				862, 9	Other membership organizations .....	31.1	10.2
				<b>873, 4 ex.</b>	<b>Research, testing, and consulting services, except facilities support management services</b> .....	<b>4.0</b>	<b>3.5</b>
				<b>8744</b>	Research, development, and testing services .....	3.4	2.9
				874 ex.	Management and public relations services, except facilities support management services .....	5.0	4.7
				8744			

<sup>1</sup>Includes revenue information obtained from administrative records of other Federal agencies.

<sup>2</sup>Includes revenue information which was imputed based on historic company ratios or administrative records or on industry averages.



## Appendix F. Geographic Notes

---

### INDIANA

**Batesville** is in Franklin and Ripley Counties.

**Chesterfield** is in Delaware and Madison Counties.

**Cumberland** is in Hancock and Marion Counties; see "Indianapolis consolidated city."

**Dunkirk** is in Blackford and Jay Counties.

**Edinburgh** is in Bartholomew and Johnson Counties.

**Elwood** is in Madison and Tipton Counties.

**Indianapolis city (balance)**. See "Indianapolis consolidated city."

**Indianapolis consolidated city** includes all of Marion County except four independent places: Beech Grove, Lawrence, Southport, and Speedway. Eleven of the twelve incorporated places within the consolidated city are not populous enough for separate tabulation and, therefore, are included in "Indianapolis city (balance)," which is a place equivalent. Cumberland, which is partially in Hancock County, is tabulated separately.

**Nappanee** is in Elkhart and Kosciusko Counties.

# Appendix G.

## Establishments in Business Any Time During Year and Establishments in Business at End of Year for the State: 1992 and 1987

**Table G-1. Firms Subject to Federal Income Tax**

[Includes only establishments with payroll. For meaning of abbreviations and symbols, see introductory text. For explanation of terms and comparability of 1987 and 1992 censuses, see appendix A]

SIC code	Kind of business or operation	Establishments in business —			
		Any time during year		At end of year	
		1992	1987	1992	1987
	<b>Total</b> .....	<b>34 503</b>	<b>30 336</b>	<b>32 077</b>	<b>28 360</b>
<b>70 ex. 704</b>	<b>Hotels, rooming houses, camps, and other lodging places (except membership lodging)</b> .....	<b>702</b>	<b>659</b>	<b>662</b>	<b>614</b>
	Hotels and motels .....	595	562	559	522
7011	Hotels .....	212	188	207	172
7011 pt.	Hotels, 25 guestrooms or more .....	177	139	172	126
7011 pt.	Hotels, less than 25 guestrooms .....	35	49	35	46
7011 pt.	Motels, motor hotels, and tourist courts .....	383	374	352	350
7011 pt.	Motels, tourist courts .....	314	318	286	296
7011 pt.	Motor hotels .....	69	56	66	54
702, 3	Other lodging places .....	107	97	103	92
702	Rooming and boarding houses .....	19	18	18	18
703	Camps and recreational vehicle parks .....	88	79	85	74
<b>72</b>	<b>Personal services</b> .....	<b>4 489</b>	<b>4 074</b>	<b>4 131</b>	<b>3 769</b>
721	Laundry, cleaning, and garment services .....	1 256	1 160	1 151	1 071
7211	Power laundries, family and commercial* .....	27	30	23	25
7213	Linen supply* .....	22	30	20	28
7215	Coin-operated laundries and drycleaning .....	387	407	344	372
7216	Drycleaning plants, except rug cleaning* .....	457	409	427	378
7217	Carpet and upholstery cleaning .....	204	146	188	137
7218	Industrial launderers* .....	41	39	40	37
7212, 9	Other laundry, cleaning, and garment services* .....	118	99	109	94
722	Photographic studios, portrait .....	299	230	284	212
723, 4	Beauty and barber shops .....	1 717	1 602	1 580	1 483
723	Beauty shops .....	1 651	1 513	1 520	1 402
724	Barber shops .....	66	89	60	81
725	Shoe repair shops and shoeshine parlors .....	56	50	51	49
726	Funeral service and crematories .....	530	513	507	497
729	Miscellaneous personal services .....	631	519	558	457
7291	Tax return preparation services .....	198	189	172	165
7299	Miscellaneous personal services, n.e.c. .....	433	330	386	292
<b>73</b>	<b>Business services</b> .....	<b>5 480</b>	<b>4 251</b>	<b>5 029</b>	<b>3 935</b>
731	Advertising .....	315	251	297	231
7311	Advertising agencies .....	226	179	213	163
7312	Outdoor advertising services .....	30	24	30	24
7313	Radio, television, publishers' advertising representatives .....	32	23	29	21
7319	Advertising, n.e.c. .....	27	25	25	23
732	Consumer credit reporting agencies, mercantile reporting agencies, and adjustment and collection agencies .....	175	172	163	165
7322	Adjustment and collection services .....	144	130	132	126
7323	Credit reporting services .....	31	42	31	39
733	Mailing, reproduction, commercial art and photography, and stenographic services .....	445	379	409	352
7331	Direct mail advertising services .....	38	37	34	35
7334	Photocopying and duplicating services .....	50	54	45	47
7335, 6	Commercial photography, art, and graphics .....	253	201	233	190
7335	Commercial photography .....	78	61	73	57
7336	Commercial art and graphic design .....	175	140	160	133
7338	Secretarial and court reporting services .....	104	87	97	80
734	Services to dwellings and other buildings .....	1 202	931	1 086	852
7342	Disinfecting and pest control services .....	170	163	161	152
7349	Building cleaning and maintenance services, n.e.c. .....	1 032	768	925	700
735	Miscellaneous equipment rental and leasing .....	599	505	567	467
7352	Medical equipment rental and leasing .....	66	68	66	64
7353	Heavy construction equipment rental and leasing .....	62	76	59	71
7359	Equipment rental and leasing, n.e.c. .....	471	361	442	332
736	Personnel supply services .....	548	362	498	335
7361	Employment agencies .....	181	149	155	141
7363	Help supply services .....	367	213	343	194

See footnotes at end of table.

**Table G-1. Firms Subject to Federal Income Tax – Con.**

[Includes only establishments with payroll. For meaning of abbreviations and symbols, see introductory text. For explanation of terms and comparability of 1987 and 1992 censuses, see appendix A]

SIC code	Kind of business or operation	Establishments in business –			
		Any time during year		At end of year	
		1992	1987	1992	1987
<b>73</b>	<b>Business services – Con.</b>				
737	Computer programming, data processing, and other computer related services -----	841	512	788	480
7371, 2, 3	Computer programming, prepackaged software, and integrated systems -----	493	272	463	257
7371	Computer programming services -----	317	178	294	168
7372	Prepackaged software -----	79	35	76	34
7373	Computer integrated systems -----	97	59	93	55
7374, 5, 6	Data processing services -----	160	134	151	129
7374, 5	Computer processing, information retrieval -----	147	118	139	114
7376	Computer facilities management services -----	13	16	12	15
7377, 8, 9	Computer rental and leasing, maintenance, and related services, n.e.c. -----	188	106	174	94
7377	Computer rental and leasing -----	8	12	7	9
7378	Computer maintenance and repair -----	78	46	72	43
7379	Computer related services, n.e.c. -----	102	48	95	42
738	Miscellaneous business services -----	1 355	1 139	1 221	1 053
7381, 2	Detective agencies and protective services -----	271	243	250	226
7381	Detective, guard, and armored car services -----	221	196	204	180
7382	Security systems services -----	50	47	46	46
7383	News syndicates -----	4	6	3	6
7384	Photofinishing laboratories* -----	132	117	117	106
7389	Business services, n.e.c. -----	948	773	851	715
7389 pt.	Sign painting shops -----	61	50	53	47
7389 pt.	Interior designing -----	89	85	78	79
7389 pt.	Telephone answering services -----	51	41	44	40
7389 pt.	Other business services -----	747	597	676	549
<b>75</b>	<b>Automotive repair, services, and parking -----</b>	<b>3 843</b>	<b>3 428</b>	<b>3 555</b>	<b>3 138</b>
751	Automotive rental and leasing, without drivers -----	248	248	233	233
7513	Truck rental and leasing, without drivers -----	138	136	130	131
7514, 5	Passenger car rental and leasing -----	102	100	95	92
7519	Utility trailer and recreational vehicle rental -----	8	12	8	10
752	Automobile parking -----	74	96	69	85
753	Automotive repair shops -----	2 901	2 614	2 677	2 397
7532	Top, body, and upholstery repair shops and paint shops -----	894	878	816	807
7532 pt.	Top and body repair shops -----	815	803	739	740
7532 pt.	Paint shops -----	79	75	77	67
7538	General automotive repair shops -----	1 298	1 113	1 200	1 015
7538 pt.	General automotive repair shops, except diesel -----	1 141	1 011	1 052	923
7538 pt.	Diesel repair shops -----	157	102	148	92
7533, 4, 6, 7, 9	Other automotive repair shops -----	709	623	661	575
7533	Automotive exhaust system repair shops -----	184	178	172	164
7534	Tire retreading and repair shops -----	44	37	43	35
7536	Automotive glass replacement shops -----	110	84	97	80
7537	Automotive transmission repair shops -----	131	117	123	105
7539	Automotive repair shops, n.e.c. -----	240	207	226	191
7539 pt.	Radiator repair -----	67	72	61	68
7539 pt.	Brake, front end, and wheel alignment -----	86	69	82	64
7539 pt.	Automotive electrical and fuel system services -----	59	47	57	44
7539 pt.	Other automotive repair shops, n.e.c. -----	28	19	26	15
754	Automotive services, except repair -----	620	470	576	423
7542	Carwashes -----	325	261	296	235
7549	Automotive services, except repair and carwashes -----	295	209	280	188
<b>76</b>	<b>Miscellaneous repair services -----</b>	<b>1 569</b>	<b>1 346</b>	<b>1 453</b>	<b>1 280</b>
762	Electrical repair shops -----	440	388	414	370
7622	Radio and television repair shops -----	146	150	138	144
7623, 9	Other electrical and electronic repair shops -----	294	238	276	226
7623	Refrigeration and air-conditioning service and repair shops -----	54	57	51	54
7629	Electrical and electronic repair shops, n.e.c. -----	240	181	225	172
763	Watch, clock, and jewelry repair -----	26	24	22	21
764	Reupholstery and furniture repair -----	149	153	137	143
769	Miscellaneous repair and related services -----	954	781	880	746
7692	Welding repair -----	138	131	127	124
7694	Armature rewinding shops -----	62	67	60	66
7699	Repair shops and related services, n.e.c. -----	754	583	693	556
<b>78, 79, 84</b>	<b>Amusement and recreation services, including motion pictures and museums -----</b>	<b>2 379</b>	<b>2 095</b>	<b>2 151</b>	<b>1 910</b>
781, 2	Motion picture production, distribution, and services -----	94	80	91	76
783	Motion picture theaters -----	172	184	158	171
7832	Motion picture theaters, except drive-in -----	148	144	135	134
7833	Drive-in motion picture theaters -----	24	40	23	37
784	Video tape rental -----	613	442	539	394
792	Theatrical producers (except motion picture), bands, orchestras, and entertainers -----	94	60	86	58
7922	Theatrical producers (except motion picture) and miscellaneous theatrical services -----	35	16	32	16
7929	Bands, orchestras, actors, and other entertainers and entertainment groups -----	59	44	54	42
793	Bowling centers -----	191	200	177	188

See footnotes at end of table.

**G-2 APPENDIX G**

**SERVICE INDUSTRIES—GEOGRAPHIC AREA SERIES**

**Table G-1. Firms Subject to Federal Income Tax – Con.**

[Includes only establishments with payroll. For meaning of abbreviations and symbols, see introductory text. For explanation of terms and comparability of 1987 and 1992 censuses, see appendix A]

SIC code	Kind of business or operation	Establishments in business –			
		Any time during year		At end of year	
		1992	1987	1992	1987
<b>78, 79, 84</b>	<b>Amusement and recreation services, including motion pictures and museums—Con.</b>				
79 ex. 792, 3, 84	Commercial sports and other amusement and recreation services, including museums .....	1 215	1 129	1 100	1 023
794	Commercial sports .....	78	71	73	62
7941	Professional sports clubs, managers, promoters .....	25	22	23	19
7948	Racing, including track operation .....	53	49	50	43
79 ex. 792, 3, 4, 84	Other amusement and recreation services, including museums .....	1 137	1 058	1 027	961
791	Dance studios, schools, and halls .....	116	78	106	73
7991	Physical fitness facilities .....	185	232	160	207
7992	Public golf courses .....	154	108	145	101
7993	Coin-operated amusement devices .....	101	97	89	89
7996	Amusement parks .....	26	19	25	19
7997	Membership sports and recreation clubs .....	148	161	140	143
7999, 84	Amusement and recreation services, including museums, n.e.c. ....	407	363	362	329
<b>80</b>	<b>Health services .....</b>	<b>8 705</b>	<b>8 156</b>	<b>8 303</b>	<b>7 792</b>
801	Offices and clinics of doctors of medicine .....	3 744	3 812	3 556	3 634
8011 pt.	Offices of doctors of medicine .....	3 656	3 742	3 475	3 568
8011 pt.	General medical clinics .....	88	70	81	66
802	Offices and clinics of dentists .....	2 177	2 096	2 101	2 021
803	Offices and clinics of doctors of osteopathy .....	142	130	131	124
804	Offices and clinics of other health practitioners .....	1 340	1 039	1 281	996
8041	Offices and clinics of chiropractors .....	436	323	417	308
8042	Offices and clinics of optometrists .....	463	462	450	443
8043	Offices and clinics of podiatrists .....	166	120	158	117
8049	Offices and clinics of health practitioners, n.e.c. ....	275	134	256	128
805	Nursing and personal care facilities .....	637	485	615	471
8051	Skilled nursing care facilities .....	391	351	378	345
8052	Intermediate care facilities .....	215	108	208	105
8059	Nursing and personal care facilities, n.e.c. ....	31	26	29	21
806	Hospitals .....	26	12	25	12
807, 8, 9	Other health services .....	639	582	594	534
807	Medical and dental laboratories .....	318	330	298	308
8071	Medical laboratories .....	172	167	163	156
8072	Dental laboratories .....	146	163	135	152
808	Home health care services .....	152	105	142	89
809	Miscellaneous health and allied services, n.e.c. ....	169	147	154	137
8092	Kidney dialysis centers .....	13	6	13	6
8093	Specialty outpatient facilities, n.e.c. ....	93	81	84	77
8099	Health and allied services, n.e.c. ....	63	60	57	54
<b>81</b>	<b>Legal services .....</b>	<b>2 450</b>	<b>2 295</b>	<b>2 298</b>	<b>2 161</b>
<b>823, 4, 9</b>	<b>Selected educational services .....</b>	<b>196</b>	<b>146</b>	<b>174</b>	<b>132</b>
823	Libraries .....	3	4	2	4
824	Vocational schools .....	66	60	62	54
829	Schools and educational services, n.e.c. ....	127	82	110	74
<b>83</b>	<b>Social services .....</b>	<b>1 019</b>	<b>630</b>	<b>898</b>	<b>582</b>
835	Child day care services .....	690	433	601	398
832, 3, 6, 9	Other social services .....	329	197	297	184
<b>87 ex. 8733</b>	<b>Engineering, accounting, research, management, and related services (except noncommercial research organizations) .....</b>	<b>3 493</b>	<b>2 987</b>	<b>3 259</b>	<b>2 807</b>
871	Engineering, architectural, and surveying services .....	1 101	880	1 032	830
8711	Engineering services .....	692	531	652	506
8712	Architectural services .....	248	212	228	200
8713	Surveying services .....	161	137	152	124
872	Accounting, auditing, and bookkeeping services .....	1 298	1 114	1 218	1 060
873 ex. 8733	Research, development, and testing services (except noncommercial research organizations) .....	160	162	143	150
8731	Commercial physical and biological research .....	35	38	30	34
8732	Commercial economic, sociological, and educational research .....	57	70	52	66
8734	Testing laboratories .....	68	54	61	50
874	Management and public relations services .....	934	831	866	767
8741	Management services .....	297	311	285	288
8742	Management consulting services .....	429	349	393	323
8743	Public relations services .....	39	53	33	48
8744	Facilities support management services .....	10	9	10	7
8748	Business consulting services, n.e.c. ....	159	109	145	101
<b>89</b>	<b>Services, n.e.c. ....</b>	<b>178</b>	<b>269</b>	<b>164</b>	<b>240</b>

## Table G-2. Firms Exempt From Federal Income Tax

[Includes only establishments with payroll. For meaning of abbreviations and symbols, see introductory text. For explanation of terms and comparability of 1987 and 1992 censuses, see appendix A]

SIC code	Kind of business or operation	Establishments in business —			
		Any time during year		At end of year	
		1992	1987	1992	1987
	<b>Total .....</b>	<b>5 176</b>	<b>4 396</b>	<b>4 973</b>	<b>4 234</b>
<b>7032, 704</b>	<b>Camps and membership lodging .....</b>	<b>181</b>	<b>189</b>	<b>167</b>	<b>177</b>
<b>792, 7991 pt., 7997, 7999 pt., 84</b>	<b>Selected amusement, recreation, and related services .....</b>	<b>298</b>	<b>253</b>	<b>286</b>	<b>249</b>
792	Theatrical producers (except motion picture), bands, orchestras, and entertainers .....	56	44	54	42
7991 pt., 7997	Gymnasiums, athletic clubs, and membership sports and recreation clubs .....	159	132	152	131
7999 pt. 84	Fairs .....	18	14	18	14
	Museums, art galleries, and botanical and zoological gardens .....	65	63	62	62
<b>8011 pt.; 8021 pt.; 805, 6, 8, 9</b>	<b>Selected health services .....</b>	<b>637</b>	<b>515</b>	<b>625</b>	<b>505</b>
8011 pt., 8021 pt.	Clinics of doctors of medicine and dentists .....	70	48	69	47
805	Nursing and personal care facilities .....	135	99	132	98
806	Hospitals .....	137	141	137	141
808, 9	Other health services .....	295	227	287	219
808	Home health care services .....	48	39	47	38
809	Miscellaneous health and allied services, n.e.c. ....	247	188	240	181
<b>8111 pt.</b>	<b>Legal aid societies and similar legal services .....</b>	<b>24</b>	<b>14</b>	<b>24</b>	<b>14</b>
<b>823, 4, 9</b>	<b>Selected educational services .....</b>	<b>82</b>	<b>58</b>	<b>78</b>	<b>54</b>
<b>83</b>	<b>Social services .....</b>	<b>1 720</b>	<b>1 398</b>	<b>1 655</b>	<b>1 360</b>
835	Child day care services .....	362	292	334	279
832, 3, 6, 9	Other social services .....	1 358	1 106	1 321	1 081
<b>861, 2, 4, 9</b>	<b>Selected membership organizations .....</b>	<b>2 127</b>	<b>1 898</b>	<b>2 038</b>	<b>1 807</b>
861	Business associations .....	282	232	271	224
864	Civic, social, and fraternal associations .....	1 436	1 285	1 369	1 223
862, 9	Other membership organizations .....	409	381	398	360
<b>873, 4 ex. 8744</b>	<b>Research, testing, and consulting services, except facilities support management services .....</b>	<b>107</b>	<b>71</b>	<b>100</b>	<b>68</b>
873	Research, development, and testing services .....	62	59	58	56
8731	Commercial physical and biological research .....	2	2	2	2
8732	Commercial economic, sociological, and educational research .....	13	3	11	3
8733	Noncommercial research organizations .....	42	49	40	46
8734	Testing laboratories .....	5	5	5	5
874 ex. 8744	Management and public relations services, except facilities support management services .....	45	12	42	12

# Publication Program

## 1992 CENSUS OF SERVICE INDUSTRIES

Publications of the 1992 Census of Service Industries containing data on service industries establishments in the United States are described below. Publication order forms for specific reports may be obtained from any Department of Commerce district office or from Data User Services Division, Customer Services, Bureau of the Census, Washington, DC 20233-8300. The first results were issued in press releases. Final detailed statistics are issued in separate paperbound reports and compact disc-read only memory (CD-ROM).

### Final Reports

#### Geographic area series—52 reports (SC92-A-1 to -52)

A separate paperbound report containing data for establishments with payroll is published for each State, the District of Columbia, and the United States. For establishments of firms subject to Federal income tax, each State report presents general statistics on number of establishments, receipts, payroll, and employment, by varied service classifications, for the State, metropolitan areas (MA's), counties, and places with 350 service establishments or more, by kind of business. Greater kind-of-business detail is shown for larger areas. In addition, for places with 2,500 inhabitants or more and for all counties, statistics are provided on number of establishments and receipts for 10 major kind-of-business groups. For establishments of firms exempt from Federal income tax, each State report presents statistics on number of establishments, revenue, payroll, and employment by varied service classifications, for the State and MA's. Greater kind-of-business detail is shown for larger areas.

The United States Summary report presents data for the United States as a whole for establishments with payroll of firms subject to Federal income tax, as well as those exempt from Federal income tax, for detailed kind-of-business classifications. Statistics on number of establishments and receipts/revenue are also shown for States and MA's by kind of business.

For each State, the District of Columbia, and the United States, 1992 data are provided on receipts/revenue and employees per establishment and on receipts/revenue and payroll per employee. Comparative statistics showing percent changes in receipts/expenses and payroll between 1987 and 1992 also are shown.

#### Nonemployer statistics series—1 report (SC92-N-1)

This report includes data by kind of business for all establishments, establishments with payroll, and establishments without payroll for the United States and States. Also presented are statistics for establishments without payroll including number of establishments and receipts/revenue by varied service classifications for MA's.

Similar data for counties and places with 2,500 inhabitants or more are available on electronic media only.

#### Subject series—5 reports (SC92-S-1 to -5)

The *Establishment and Firm Size* report (SC92-S-1) presents data for establishments with payroll, based on size of establishment, size of company or firm, and legal form of organization. Establishment statistics are presented by receipts/revenue size and by employment size; statistics for firms, by receipts/revenue size (including concentration by largest firms), by employment size, and by number of establishments operated (single units and multiunits). Statistics are presented by kind of business on the number of establishments, receipts/revenue, payroll, and employment for the United States.

The *Capital Expenditures, Depreciable Assets, and Operating Expenses* report (SC92-S-2) presents data for firms with payroll for the United States by major kind of business. Operating expenses include annual payroll, supplemental labor costs, purchased services, etc. Receipts data also are provided.

Three other reports (*Hotels, Motels, and Other Lodging Places* (SC92-S-3), *Sources of Receipts or Revenue* (SC92-S-4), and *Miscellaneous Subjects* (SC92-S-5)) present data for the United States as a whole and, where feasible, for States and MA's.

### Electronic Media

All data included in the printed reports are available on CD-ROM. The CD-ROM's provide the same information found in the final reports as well as additional information not published in the final reports, such as ZIP Code statistics available from series SC92-Z, and nonemployer data for counties and places from series SC92-N. Electronic media products are available for users who wish to summarize, rearrange, or process large amounts of data. These products, with corresponding technical documentation, are sold by Data User Services Division, Customer Services, Bureau of the Census, Washington, DC 20233-8300.

## OTHER ECONOMIC CENSUS REPORTS

Data on retail trade, wholesale trade, financial, insurance, real estate, construction industries, manufactures, mineral industries, transportation, communications, utilities, enterprise statistics, minority-owned business enterprises, and women-owned businesses also are available from the 1992 Economic Census. A separate series of reports covers the census of outlying areas—Puerto Rico, Virgin Islands of the United States, Guam, and the Northern Marianas. Separate announcements describing these reports are available free of charge from Data User Services Division, Customer Services, Bureau of the Census, Washington, DC 20233-8300.