

1992


Census of

Service Industries

SC92-A-14

GEOGRAPHIC AREA SERIES

Illinois



1992 Census of Service Industries

SC92-A-14

GEOGRAPHIC AREA SERIES

Illinois

Issued December 1994



U.S. Department of Commerce
Ronald H. Brown, Secretary
David J. Barram, Deputy Secretary

Economics and Statistics Administration
Everett M. Ehrlich, Under Secretary
for Economic Affairs

BUREAU OF THE CENSUS
Martha Farnsworth Riche, Director

Acknowledgments

Many persons participated in the various activities of the 1992 Census of Service Industries. The overall planning and review of the census operations were performed by the Economic Census Staff of the Economic Planning and Coordination Division.

This report was prepared in the Services Division. **Bobby E. Russell**, Assistant Chief for Census Programs, was responsible for the overall planning, management, and coordination of the census of service industries. Planning and implementation were under the direction of **Jack B. Moody**, Chief, Service Census Branch, with primary staff assistance by **Jack R. Drago**, **Barbara S. Tinari**, **Kirk K. Degler**, **Joseph R. Fuller**, **Susan G. Baker**, **Deborah M. Stempowski**, **Brian D. Gregory**, **Theresa L. Steele**, **Chris E. Blackburn**, **Gary R. Rice**, **M. Craig Schadt**, **Arthur B. Stewart**, **Sandra K. Byrd**, and **Evelyn D. Butler**.

Systems and procedures for mailout, receipt, correspondence, data input, industry classification, other clerical processing, administrative record processing, quality control, and the associated electronic computer programs, were developed in the Economic Planning and Coordination Division.

Mailout preparation and receipt operations, clerical and analytical review activities, data keying, and geocoding review were performed by the staff of the Data Preparation Division, **Judith N. Petty**, Acting Chief.

Geographic coding procedures and associated computer programs were developed by the staff of the Geography Division.

The computer processing systems were developed and coordinated in the Economic Statistical Methods and Programming Division, **Charles P. Pautler, Jr.**, Chief. **H. Ray Dennis**, Assistant Chief for Business Programs, was responsible for design and implementation of the computer systems. The computer programs were prepared under the supervision of **William C. Wester**, Chief, Business Census Branch, and **Steven G. McCraith**, Chief, Utilities and Financial Census Branch, assisted by **Jeffrey S. Rosen**, **Barbara L. Lambert**, **Jacqueline R. Sellers**, and **Tsung C. Chu**. Additional programming assistance was provided by **Robert S. Jewett**.

Computer processing was performed in the Computer Services Division, **Marvin D. Raines**, Chief.

The staff of the Administrative and Publications Services Division, **Walter C. Odom**, Chief, performed planning, design, composition, editorial review, and printing planning and procurement for publications and report forms. **Margaret A. Smith** provided publication coordination and editing.

Special acknowledgment is also due the many businesses whose cooperation has contributed to the publication of these data.

If you have any questions concerning the statistics in this report, call 301-457-2689.



**Economics and Statistics
Administration**

Everett M. Ehrlich, Under Secretary
for Economic Affairs



BUREAU OF THE CENSUS

Martha Farnsworth Riche, Director
Harry A. Scarr, Deputy Director

Paula J. Schneider, Principal Associate
Director for Programs

Thomas L. Mesenbourg, Acting Associate
Director for Economic Programs

Thomas L. Mesenbourg, Assistant Director
for Economic Programs

**ECONOMIC PLANNING AND COORDINATION
DIVISION**

John P. Govoni, Chief

SERVICES DIVISION

Carole A. Ambler, Chief

Introduction to the Economic Census

PURPOSES AND USES OF THE ECONOMIC CENSUS

The economic census is the major source of facts about the structure and functioning of the Nation's economy. It provides essential information for government, business, industry, and the general public.

The economic census furnishes an important part of the framework for such composite measures as the gross domestic product, input/output measures, production and price indexes, and other statistical series that measure short-term changes in economic conditions.

Policymaking agencies of the Federal Government use the data, especially in monitoring economic activity and providing assistance to business.

State and local governments use the data to assess business activities and tax bases within their jurisdictions and to develop programs to attract business.

Trade associations study trends in their own and competing industries and keep their members informed of market changes.

Individual businesses use the data to locate potential markets and to analyze their own production and sales performance relative to industry or area averages.

AUTHORITY AND SCOPE

Title 13 of the United States Code (sections 131, 191, and 224) directs the Census Bureau to take the economic census every 5 years, covering years ending in 2 and 7. The 1992 Economic Census consists of the following eight censuses:

- Census of Retail Trade
- Census of Wholesale Trade
- Census of Service Industries
- Census of Financial, Insurance, and Real Estate Industries
- Census of Transportation, Communications, and Utilities
- Census of Manufactures
- Census of Mineral Industries
- Census of Construction Industries

Special programs also cover enterprise statistics and minority-owned and women-owned businesses. (The 1992 Census of Agriculture and 1992 Census of Governments are conducted separately.) The next economic census is scheduled to be taken in 1998 covering the year 1997.

AVAILABILITY OF THE DATA

The results of the economic census are available in printed reports for sale by the U.S. Government Printing Office and on compact discs for sale by the Census Bureau. Order forms for all types of products are available on request from Customer Services, Bureau of the Census, Washington, DC 20233-8300. A more complete description of publications being issued from this census is on the inside back cover of this document.

Census facts are also widely disseminated by trade associations, business journals, and newspapers. Volumes containing census statistics are available in most major public and college libraries. Finally, State data centers in every State as well as business and industry data centers in many States also supply economic census statistics.

WHAT'S NEW IN 1992

The 1992 Economic Census covers more of the economy than any previous census. New for 1992 are data on communications, utilities, financial, insurance, and real estate, as well as coverage of more transportation industries. The economic, agriculture, and governments censuses now collectively cover nearly 98 percent of all economic activity.

Among other changes, new 1992 definitions affect the boundaries of about a third of all metropolitan areas. Also, the Survey of Women-Owned Businesses has now been expanded to include all corporations.

HISTORICAL INFORMATION

The economic census has been taken as an integrated program at 5-year intervals since 1967 and before that for 1963, 1958, and 1954. Prior to that time, the individual subcomponents of the economic census were taken separately at varying intervals.

The economic census traces its beginnings to the 1810 Decennial Census, when questions on manufacturing were included with those for population. Coverage of economic activities was expanded for 1840 and subsequent censuses to include mining and some commercial activities. In 1902, Congress established a permanent Census Bureau and directed that a census of manufactures be taken every 5 years. The 1905 Manufactures Census was the first time a census was taken apart from the regular every-10-year population census.

The first census of business was taken in 1930, covering 1929. Initially it covered retail and wholesale trade and construction industries, but it was broadened in 1933 to include some of the service trades.

The 1954 Economic Census was the first census to be fully integrated—providing comparable census data across economic sectors, using consistent time periods, concepts, definitions, classifications, and reporting units. It was the first census to be taken by mail, using lists of firms provided by the administrative records of other Federal agencies. Since 1963, administrative records also have been used to provide basic statistics for very small firms, reducing or eliminating the need to send them census questionnaires. The Enterprise Statistics Program, which publishes combined data from the economic census, was made possible with the implementation of the integrated census program in 1954.

The range of industries covered in the economic censuses has continued to expand. The census of construction industries began on a regular basis in 1967, and the scope of service industries was broadened in 1967, 1977, and 1987. The census of transportation began in 1963 as a set of surveys covering travel, transportation of commodities, and trucks, but expanded in 1987 to cover business establishments in several transportation industries. For 1992, these statistics are incorporated into a broadened census of transportation, communications, and utilities. Also new for 1992 is the census of financial, insurance, and real estate industries. This is part of a gradual expansion in coverage of industries previously subjected to government regulation.

The Survey of Minority-Owned Business Enterprises was first conducted as a special project in 1969 and was incorporated into the economic census in 1972 along with the Survey of Women-Owned Businesses.

An economic census has also been taken in Puerto Rico since 1909, in the Virgin Islands of the United States and Guam since 1958, and in the Commonwealth of the Northern Mariana Islands since 1982.

Statistical reports from the 1987 and earlier censuses provide historical figures for the study of long-term time series and are available in some large libraries. All of the census data published since 1967 are still available for sale on microfiche from the Census Bureau.

AVAILABILITY OF MORE FREQUENT ECONOMIC DATA

While the census provides complete enumerations every 5 years, there are many needs for more frequent data as well. The Census Bureau conducts a number of monthly, quarterly, and annual surveys, with the results appearing in publication series such as Current Business Reports (retail and wholesale trade and service industries), the Annual Survey of Manufactures, Current Industrial Reports, and the Quarterly Financial Report. Most of these surveys, while providing more frequent observations, yield less kind-of-business and geographic detail than the census. The County Business Patterns program offers annual statistics on the number of establishments, employment, and payroll classified by industry within each county.

SOURCES FOR MORE INFORMATION

More information about the scope, coverage, classification system, data items, and publications for each of the economic censuses and related surveys is published in the *Guide to the 1992 Economic Census and Related Statistics*. More information on the methodology, procedures, and history of the census will be published in the *History of the 1992 Economic Census*. Contact Customer Services for information on availability.

Census of Service Industries

GENERAL

The 1992 Census of Service Industries, part of the 1992 Economic Census, covered service industries as defined in Division I of the *Standard Industrial Classification Manual: 1987*¹ (SIC), except Elementary and Secondary Schools (SIC 821), Colleges, Universities, Professional Schools, and Junior Colleges (SIC 822), Labor Unions and Similar Labor Organizations (SIC 863), Political Organizations (SIC 865), Religious Organizations (SIC 866), and Private Households (SIC 881). The census also excluded governmental establishments classified in the covered industries, except for government-operated hospitals which were included.

Data are presented for establishments in the following classifications:

SIC code	Title
70	Hotels, rooming houses, camps, and other lodging places
72	Personal services
73	Business services
75	Automotive repair, services, and parking
76	Miscellaneous repair services
78	Motion pictures
79	Amusement and recreation services
80	Health services
81	Legal services
823, 4, 9	Selected educational services
83	Social services
84	Museums, art galleries, and botanical and zoological gardens
861, 2, 4, 9	Selected membership organizations
87	Engineering, accounting, research, management, and related services
89	Services, not elsewhere classified

This series of reports presents data for service establishments of firms subject to Federal income tax and (in separate tables) of firms which are exempt from Federal income tax under provisions of the Internal Revenue Code. Only establishments with some payroll during the year are included. For a more detailed explanation, see appendix A.

¹*Standard Industrial Classification Manual: 1987*. For sale by Superintendent of Documents, U.S. Government Printing Office, Washington, DC 20402. Stock No. 041-001-00314-2.

Many of the "kinds of business or operation" included in this report are not thought of as commercial businesses, and the terms (such as "business," "establishment," and "firm") used to describe them may not be descriptive of such services, particularly for not-for-profit and professional services. However, these terms are applied to all "kinds of business or operation" in order to maintain conformity in the measures of the production and delivery of goods and services and in the presentation of data.

The basic tabulations in this report do not include data for establishments which are auxiliary (primary function is providing a service, such as warehousing or bookkeeping) to service establishments within the same organization. Data for auxiliaries are presented in a subsequent report issued as part of the 1992 Enterprise Statistics reports.

For the 1992 Census of Service Industries, large- and medium-size firms, plus all firms known to operate more than one establishment, were sent questionnaires to be completed and returned to the Census Bureau by mail. For most very small firms, including those with no paid employees, data from existing administrative records of other Federal agencies were used instead. These records provided basic information on location, kind of business, receipts, payroll, number of employees, and legal form of organization. In addition, more detailed information for selected kinds of business was obtained on the various questionnaires.

Appendix A gives a more detailed explanation of census coverage and methodology.

CENSUS DISCLOSURE RULES

In accordance with Federal law governing census reports, no data are published that would disclose the operations of an individual establishment or business. However, the number of establishments in a kind-of-business classification is not considered a disclosure, so this information may be released even though other information is withheld.

GEOGRAPHIC AREAS COVERED

This report series presents data for the following areas:

1. The United States as a whole.
2. Each State and the District of Columbia.

3. Each consolidated metropolitan statistical area (CMSA) and primary metropolitan statistical area (PMSA) defined by the Office of Management and Budget (OMB) as of June 30, 1993. A CMSA is an area used to facilitate the presentation and analysis of data for large concentrations of metropolitan populations. It includes two or more contiguous PMSA's which have a population of at least 1,000,000² and which meet specific criteria of urban character and of social and economic integration.
4. Each metropolitan statistical area (MSA) defined by the OMB as of June 30, 1993. An MSA is an integrated economic and social unit with a population nucleus of at least 50,000 inhabitants.² Each MSA consists of one or more counties meeting standards of metropolitan character; in New England, cities and towns rather than counties are the component geographic units.
5. The area within the State outside metropolitan areas (MA's).
6. Each county or county equivalent.³ Counties are the primary divisions of States, except in Louisiana where they are called parishes and in Alaska where they are called boroughs and census areas. Maryland, Missouri, Nevada, and Virginia have one place or more that is independent of any county organization and constitutes primary divisions of their States. These places are treated as counties and as places.
7. Each consolidated city.³ Consolidated cities are consolidated governments which consist of separately incorporated municipalities.
8. Each municipality of 2,500 inhabitants or more incorporated as a city, borough, village, or town.^{2 3}

For the economic census, boroughs and census areas in Alaska and boroughs in New York are not included in this category.
9. Special economic urban areas (SEUA's), which include townships in Michigan, New Jersey, and Pennsylvania, and towns in New York, Wisconsin, and the six New England States with 10,000 inhabitants or more.²

DOLLAR VALUES

All dollar values presented in this report are expressed in current dollars, i.e., 1992 data are expressed in 1992 dollars and 1987 data in 1987 dollars. Consequently, when making comparisons to prior years, users of the data should consider the inflation that has occurred.

RELIABILITY OF DATA

All data compiled in this report originated from either census questionnaires or administrative records of other Federal agencies and, therefore, are not subject to sampling errors. However, the data are subject to nonsampling

²According to the 1990 Census of Population or subsequent special census.

³Those defined as of January 1, 1992.

errors. Nonsampling errors can be attributed to many sources: inability to identify all cases in the actual universe; definition and classification difficulties; differences in the interpretation of questions; errors in recording or coding the data obtained; and other errors of collection, response, coverage, processing, and estimation for missing or misreported data.

The accuracy of these tabulated data is determined by the joint effects of the various nonsampling errors. No direct measurement of these effects has been obtained except for estimation for missing or misreported data; however, precautionary steps were taken in all phases of the collection, processing, and tabulation of the data in an effort to minimize the effects of nonsampling errors.

The Bureau of the Census obtains on computer tape limited information extracted from administrative records of other Federal agencies. This information is used in conjunction with other information available to the Census Bureau to develop estimates for nonemployers, small employers, and other establishments for which responses were not received in time for publication. For an indication of the extent that data included in these reports were obtained from the administrative records of other Federal agencies and from estimation, rather than reports directly from respondents, see appendix E. Also, see appendix A for a more detailed explanation of census coverage and methodology.

SPECIAL TABULATIONS

Special tabulations of data collected in the 1992 Census of Service Industries may be obtained, depending on availability of time and personnel, on diskette, computer tape, or in tabular form. The data will be in summary form and subject to the same rules prohibiting disclosure of confidential information (including name, address, kind of business, or other data for individual business establishments or companies) as are the regular publications.

Special tabulations are prepared on a cost basis. A request for a cost estimate, as well as exact specifications on the type and format of the data to be provided, should be directed to the Chief, Services Division, Bureau of the Census, Washington, DC 20233.

To discuss a special tabulation before submitting specifications, call 1-800-541-8345.

ABBREVIATIONS AND SYMBOLS

The following abbreviations and symbols are used in this publication:

- * See kind-of-business descriptions for SIC 72 and SIC 7384 in appendix A for treatment of plant outlets.
- Represents zero.
- (D) Withheld to avoid disclosing data for individual companies; data are included in broader kind-of-business totals.

(IC)	Independent city.	Symbol	Employment Size
(NA)	Not available.		
(X)	Not applicable.	AA	0–19
CMSA	Consolidated metropolitan statistical area.	BB	20–99
MA	Metropolitan area.	CC	100–249
MSA	Metropolitan statistical area.	EE	250–499
n.e.c.	Not elsewhere classified.	FF	500–999
PMSA	Primary metropolitan statistical area.	GG	1,000–2,499
pt.	Part.	HH	2,500–4,999
r	Revised.	II	5,000–9,999
SIC	Standard Industrial Classification.	JJ	10,000–24,999

The following symbols are used in this publication to show employment size ranges for employment data that have been withheld to avoid disclosing data for individual companies (employment size range codes are provided for the first time in the 1992 Economic Census):

KK	25,000–49,999
LL	50,000–99,999
MM	100,000 or more

Users' Guide for Locating Statistics in This Report by Table Number

Information shown in tables	Table															
	1a	1b	2a	2b	3a	3b	4	5	6	7a	7b	8a	8b	9	10	
GEOGRAPHIC AREAS																
The State	X	X	X	X	X	X	X								X	X
CMSA's and MSA's in the State										X	X					
PMSA's in the State										X	X					
Area of the State not in any CMSA, PMSA, or MSA												X	X			
Counties in the State							X		X							X
Places in the State							X	X						X		
DATA ITEMS																
Establishments	X	X			X	X	X	X	X	X	X	X	X	X		
Receipts	X				X	X	X	X	X	X	X	X	X	X	X	X
Revenue		X									X		X			
Expenses						X							X			
Annual payroll	X	X			X	X	X	X	X	X	X	X	X	X	X	X
First-quarter payroll	X	X					X	X	X	X	X	X	X	X	X	X
Paid employees for pay period including March 12, 1992	X	X			X	X	X	X	X	X	X	X	X	X	X	X
1987 to 1992 comparative statistics					X	X										
Receipts per establishment			X													
Revenue per establishment				X												
Expenses per establishment				X												
Receipts per employee			X													
Revenue per employee				X												
Expenses per employee				X												
Annual payroll per employee			X	X												
Employees per establishment			X	X												
Counties ranked by volume of receipts																X
Places ranked by volume of receipts														X		

Users' Guide for Locating Statistics in the 1992 Census of Service Industries Reports

Report and geographic area	Information shown in reports by kind of business or industry category										
	Number of establishments	Receipts/Revenue (\$1,000)	Payroll (\$1,000)	Number of employees	Selected ratios	Receipts/revenue lines	Receipts size and employment size of establishments and firms	Concentration ratios of largest firms	Single units and multi-units	Legal form of organization	Selected topics
GEOGRAPHIC AREA SERIES											
United States	X	X	X	X	X						
State	X	X	X	X	X						
CMSA, PMSA, MSA	X	X	X	X	X						
County	X	X	X	X	X						
Place	X	X	X	X	X						
NONEMPLOYER STATISTICS SERIES											
United States	X	X									
State	X	X									
CMSA, PMSA, MSA	X	X									
County	X	X									
Place	X	X									
ESTABLISHMENT AND FIRM SIZE (INCLUDING LEGAL FORM OF ORGANIZATION)											
United States	X	X	X	X			X	X	X	X	
CAPITAL EXPENDITURES, DEPRECIABLE ASSETS, AND OPERATING EXPENSES											
United States		X	X								X
RECEIPTS/REVENUE LINES											
United States	X	X				X					
State	X	X				X					
CMSA, PMSA, MSA	X	X				X					
HOTELS, MOTELS, AND OTHER LODGING PLACES											
United States	X	X	X	X		X					X
State	X	X	X	X		X					X
CMSA, PMSA, MSA	X	X				X					X

Report and geographic area	Information shown in reports by kind of business or industry category										
	Number of establishments	Receipts/Revenue (\$1,000)	Payroll (\$1,000)	Number of employees	Selected ratios	Receipts/revenue lines	Receipts size and employment size of establishments and firms	Concentration ratios of largest firms	Single units and multi-units	Legal form of organization	Selected topics
ZIP CODES											
United States	X	X	X	X							
State	X	X	X	X							
MISCELLANEOUS SUBJECTS											
United States	X	X	X	X							X
State	X	X									X
CMSA, PMSA, MSA	X	X									X

Contents

Illinois

[Page numbers listed here omit the prefix that appears as part of the number of each page]

	Page
Introduction to the Economic Census	III
Census of Service Industries	V
Users' Guide for Locating Statistics in This Report by Table Number	VIII
Users' Guide for Locating Statistics in the 1992 Census of Service Industries Reports ...	IX
Summary of Findings	2

FIGURES

1. Percent Change in Receipts and Annual Payroll for Establishments of Firms Subject to Federal Income Tax: 1987 to 1992	3
2. Annual Payroll per Employee for Establishments of Firms Subject to Federal Income Tax: 1992 and 1987	4
Maps	5

TABLES

1a. Summary Statistics for Firms Subject to Federal Income Tax for the State: 1992 ..	9
1b. Summary Statistics for Firms Exempt From Federal Income Tax for the State: 1992	13
2a. Selected Ratios for Firms Subject to Federal Income Tax for the State: 1992	14
2b. Selected Ratios for Firms Exempt From Federal Income Tax for the State: 1992 ..	17
3a. Comparative Statistics for Firms Subject to Federal Income Tax for the State: 1992 and 1987	17
3b. Comparative Statistics for Firms Exempt From Federal Income Tax for the State: 1992 and 1987	21
4. Summary Statistics for Firms Subject to Federal Income Tax for Counties and for Places With 2,500 Inhabitants or More: 1992	22
5. Summary Statistics for Firms Subject to Federal Income Tax for Places With 350 Establishments or More: 1992	38
6. Summary Statistics for Firms Subject to Federal Income Tax for Counties With 350 Establishments or More: 1992	93
7a. Summary Statistics for Firms Subject to Federal Income Tax for Metropolitan Areas: 1992	123
7b. Summary Statistics for Firms Exempt From Federal Income Tax for Metropolitan Areas: 1992	150
8a. Summary Statistics for Firms Subject to Federal Income Tax for the Area Outside Metropolitan Areas: 1992	157
8b. Summary Statistics for Firms Exempt From Federal Income Tax for the Area Outside Metropolitan Areas: 1992	160
9. Places With 2,500 Inhabitants or More Ranked by Volume of Receipts of Firms Subject to Federal Income Tax: 1992	161
10. Counties Ranked by Volume of Receipts of Firms Subject to Federal Income Tax: 1992	164

APPENDIXES

A. General Explanation	A-1
B. Sample Report Form and Instructions	B-1
C. Kind-of-Business Titles and Reporting-Form Numbers	C-1
D. Metropolitan Areas	D-1
E. Percent of Receipts/Revenue Based on Administrative Records and Estimation for the State: 1992	E-1
F. Geographic Notes	F-1
G. Establishments in Business Any Time During Year and Establishments in Business at End of Year for the State: 1992 and 1987	G-1

Publication Program

Inside back cover

Summary of Findings

FIRMS SUBJECT TO FEDERAL INCOME TAX

Data from the 1992 Census of Service Industries show that Illinois' 79,791 service industries establishments of firms with payroll that were subject to Federal income tax had receipts totaling \$57.9 billion. The 1992 data represent an increase of 58.7 percent in receipts for the State since 1987.

For establishments with payroll in 1992, receipts of offices and clinics of medical doctors totaled \$6.3 billion, compared with \$3.9 billion in 1987. Other leading service kinds of business in 1992 were legal services with \$5.8 billion in receipts, computer programming, data processing, and other computer related services with \$4.5 billion, and engineering services with \$2.2 billion.

There were 901,967 paid employees (full- and part-time) working in service industries in the State as of mid-March 1992, compared with 729,655 employees in 1987. Large employers included help supply services with 92,876 employees, offices and clinics of doctors of medicine with 58,550 employees, and nursing and personal care facilities with 54,688 employees.

ORGANIZATIONS EXEMPT FROM FEDERAL INCOME TAX

Data for the census show that Illinois's 8,964 service industries establishments of firms and other organizations with payroll that were exempt from Federal income tax had revenue totaling \$23.3 billion and expenses of \$22.1 billion in 1992. The 1992 data represent an increase of 53.3 percent in expenses since 1987.

For establishments with payroll in 1992, revenue of hospitals totaled \$13.9 billion, compared with \$9.3 billion in 1987. Other leading classifications in 1992 were business associations with revenue of \$1.2 billion, and individual and family social services with \$836.1 million.

There were 416,968 paid employees (full- and part-time) as of mid-March 1992, compared with 359,969 employees in 1987. Hospitals had 233,937 employees; nursing and personal care facilities, 27,992 employees; and individual and family social services, 26,116 employees.

Figure 1. **Percent Change in Receipts and Annual Payroll for Establishments of Firms Subject to Federal Income Tax: 1987 to 1992**

(Includes only establishments with payroll. For meaning of abbreviations and symbols, see introductory text)

Receipts 
Payroll 

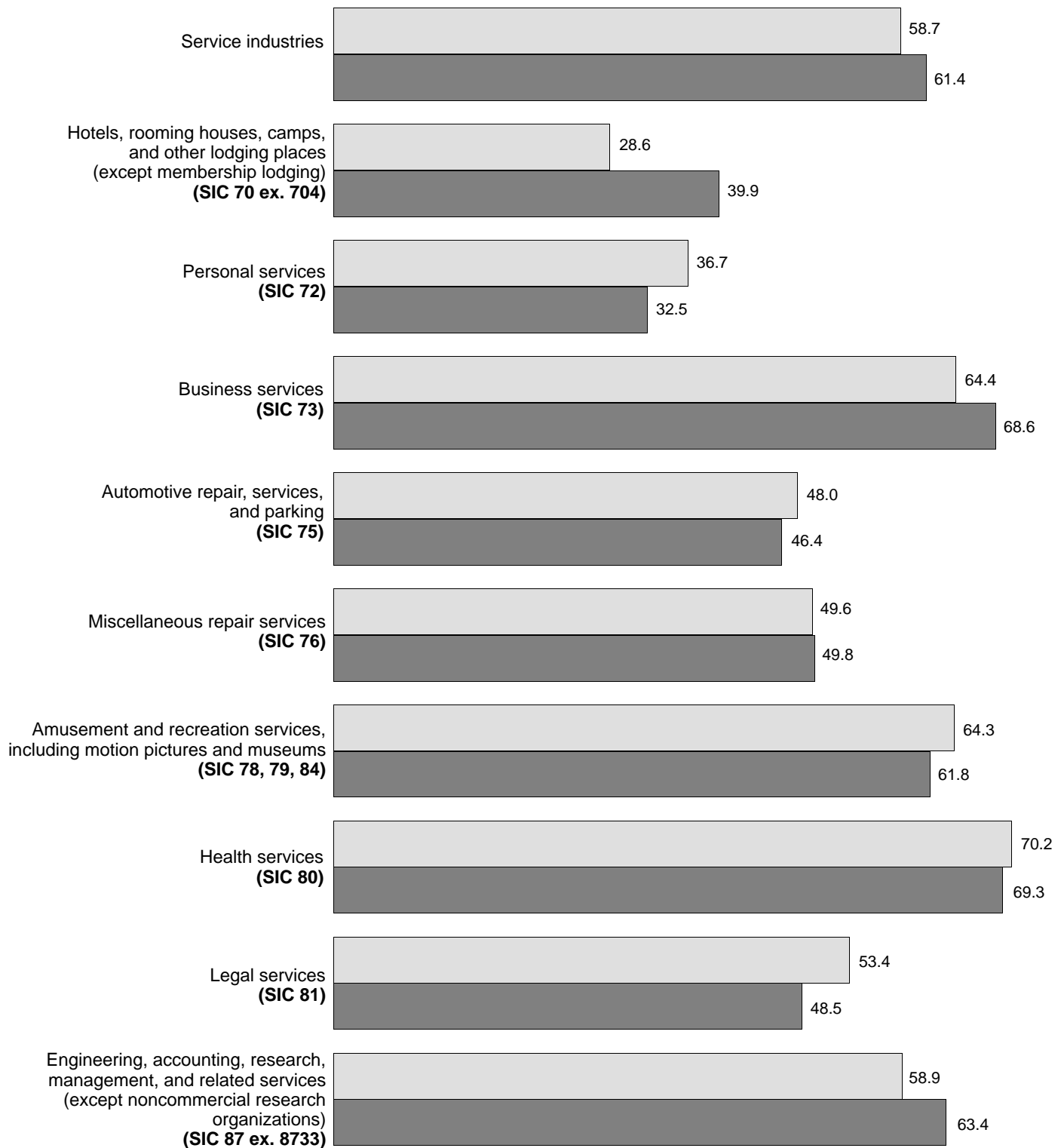




Figure 2. **Annual Payroll per Employee for Establishments of Firms Subject to Federal Income Tax: 1992 and 1987**

(In dollars. For meaning of abbreviations and symbols, see introductory text)

1992 
1987 

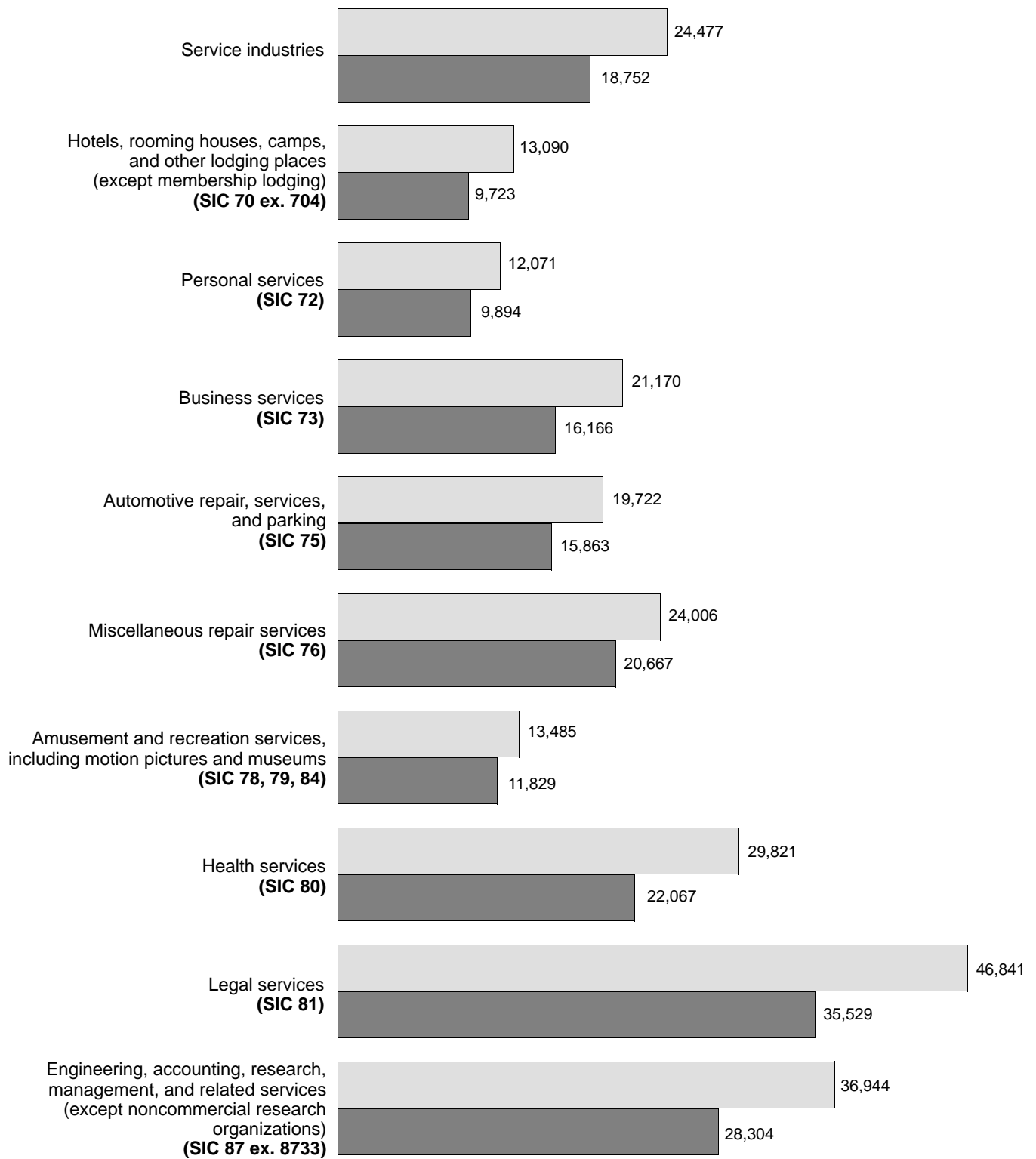




Table 1a. Summary Statistics for Firms Subject to Federal Income Tax for the State: 1992

[Includes only establishments with payroll. For meaning of abbreviations and symbols, see introductory text. For explanation of terms and comparability of 1987 and 1992 censuses, see appendix A]

SIC code	Kind of business or operation	Establishments (number)	Receipts (\$1,000)	Annual payroll (\$1,000)	First-quarter payroll (\$1,000)	Paid employees for pay period including March 12 (number)
	Total	79 791	57 926 563	22 077 457	4 911 172	901 967
70 ex. 704	Hotels, rooming houses, camps, and other lodging places (except membership lodging)	1 220	2 180 475	626 634	142 047	47 870
	Hotels and motels	1 058	2 141 670	618 991	140 548	47 170
7011	Hotels	511	1 839 874	545 685	124 235	39 607
7011 pt.	Hotels, 25 guestrooms or more	433	1 828 854	543 407	123 754	39 233
7011 pt.	Hotels, less than 25 guestrooms	78	11 020	2 278	481	374
7011 pt.	Motels, motor hotels, and tourist courts	547	301 796	73 306	16 313	7 563
7011 pt.	Motels, tourist courts	449	204 958	47 430	10 612	5 088
7011 pt.	Motor hotels	98	96 838	25 876	5 701	2 475
702, 3	Other lodging places	162	38 805	7 643	1 499	700
702	Rooming and boarding houses	65	15 763	3 499	866	385
703	Camps and recreational vehicle parks	97	23 042	4 144	633	315
7032	Sporting and recreational camps	24	5 114	1 049	153	65
7033	Recreational vehicle parks and campsites	73	17 928	3 095	480	250
72	Personal services	8 805	2 084 612	677 403	163 261	56 117
721	Laundry, cleaning, and garment services	2 670	811 908	256 165	60 864	19 014
7211	Power laundries, family and commercial*	83	34 539	14 336	3 397	1 131
7213	Linen supply*	65	134 878	47 870	10 810	2 336
7215	Coin-operated laundries and drycleaning	720	117 219	23 735	5 640	2 618
7215 pt.	Coin-operated laundries and drycleaning stores	681	82 804	17 857	4 172	2 368
7215 pt.	Coin-operated laundry routes	39	34 415	5 878	1 468	250
7216	Drycleaning plants, except rug cleaning*	1 043	231 475	79 832	18 534	7 125
7217	Carpet and upholstery cleaning	348	67 463	20 692	5 067	1 639
7218	Industrial laundries*	66	176 080	54 113	13 750	2 754
7212, 9	Other laundry, cleaning, and garment services*	345	50 254	15 587	3 666	1 411
7212	Garment pressing, and agents for laundries and drycleaners	192	25 729	6 086	1 461	645
7219	Laundry and garment services, n.e.c.*	153	24 525	9 501	2 205	766
722	Photographic studios, portrait	523	142 404	35 110	7 569	2 835
723, 4	Beauty and barber shops	3 589	478 997	213 926	49 855	18 652
723	Beauty shops	3 437	463 593	207 538	48 401	18 119
724	Barber shops	152	15 404	6 388	1 454	533
725	Shoe repair shops and shoeshine parlors	96	10 138	2 864	708	261
726	Funeral service and crematories	848	392 217	89 025	20 435	3 899
729	Miscellaneous personal services	1 079	248 948	80 313	23 830	11 456
7291	Tax return preparation services	286	46 318	21 230	9 030	6 194
7299	Miscellaneous personal services, n.e.c.	793	202 630	59 083	14 800	5 262
7299 pt.	Massage parlors, tanning salons, and saunas	237	20 447	5 450	1 180	840
7299 pt.	Other personal services	556	182 183	53 633	13 620	4 422
7299 pt.	Diet and weight reducing services	154	85 813	23 922	6 790	2 066
7299 pt.	Formal wear rental	133	38 016	12 296	2 738	981
7299 pt.	Other personal services, n.e.c.	269	58 354	17 415	4 092	1 375
73	Business services	15 264	15 335 778	6 177 230	1 421 781	291 787
731	Advertising	1 201	1 799 667	680 183	154 789	17 604
7311	Advertising agencies	868	1 324 247	546 617	122 867	11 601
7312	Outdoor advertising services	73	104 961	28 121	6 606	827
7313	Radio, television, publishers' advertising representatives	152	173 063	60 290	14 040	1 875
7313 pt.	Radio, television advertising representatives	65	80 630	29 551	6 758	790
7313 pt.	Publishers' advertising representatives	87	92 433	30 739	7 282	1 085
7319	Advertising, n.e.c.	108	197 396	45 155	11 276	3 301
732	Consumer credit reporting agencies, mercantile reporting agencies, and adjustment and collection agencies	335	401 049	118 375	28 787	4 884
7322	Adjustment and collection services	266	203 848	78 693	19 030	3 502
7323	Credit reporting services	69	197 201	39 682	9 757	1 382
733	Mailing, reproduction, commercial art and photography, and stenographic services	2 066	1 347 310	439 302	103 886	15 991
7331	Direct mail advertising services	260	441 811	146 732	36 734	5 971
7331 pt.	Mailing list compilers, brokers, and managers	57	119 422	34 463	9 306	1 009
7334	Direct mail advertising services, except mailing list services	203	322 389	112 269	27 428	4 962
7334 pt.	Photocopying and duplicating services	207	169 210	54 513	13 615	2 574
7334 pt.	Blueprinting and photocopying services	186	140 388	45 992	11 553	2 181
7334 pt.	Duplicating services, except printing and photocopying	21	28 822	8 521	2 062	393
7335, 6	Commercial photography, art, and graphics	1 250	643 749	208 756	46 983	5 975
7335	Commercial photography	310	159 559	48 228	11 469	1 578
7336	Commercial art and graphic design	940	484 190	160 528	35 514	4 397
7336 pt.	Commercial art	184	66 339	22 299	5 017	637
7336 pt.	Graphic arts and related design	756	417 851	138 229	30 497	3 760
7338	Secretarial and court reporting services	349	92 540	29 301	6 554	1 471
734	Services to dwellings and other buildings	2 587	1 074 268	531 883	124 581	41 304
7342	Disinfecting and pest control services	325	114 863	44 528	9 264	2 019
7349	Building cleaning and maintenance services, n.e.c.	2 262	959 405	487 355	115 317	39 285
735	Miscellaneous equipment rental and leasing	933	909 397	212 900	48 813	7 948
7352	Medical equipment rental and leasing	125	145 203	34 238	8 261	1 239
7353	Heavy construction equipment rental and leasing	134	129 270	29 137	6 331	829
7353 pt.	Rental and leasing of heavy construction equipment without operators	80	87 231	15 007	3 220	476
7353 pt.	Rental and leasing of heavy construction equipment with operators	54	42 039	14 130	3 111	353
7359	Equipment rental and leasing, n.e.c.	674	634 924	149 525	34 221	5 880
7359 pt.	Equipment rental	562	500 575	123 351	27 985	4 955
7359 pt.	Rent-to-own	103	39 817	7 798	1 721	496
7359 pt.	Equipment rental, except rent-to-own	459	460 758	115 553	26 264	4 459
7359 pt.	Equipment leasing, except finance leasing	112	134 349	26 174	6 236	925

Table 1a. Summary Statistics for Firms Subject to Federal Income Tax for the State: 1992—Con.

[Includes only establishments with payroll. For meaning of abbreviations and symbols, see introductory text. For explanation of terms and comparability of 1987 and 1992 censuses, see appendix A]

SIC code	Kind of business or operation	Establishments (number)	Receipts (\$1,000)	Annual payroll (\$1,000)	First-quarter payroll (\$1,000)	Paid employees for pay period including March 12 (number)
73	Business services—Con.					
736	Personnel supply services	1 671	2 199 827	1 539 179	330 081	103 714
7361	Employment agencies	769	365 754	183 062	42 485	10 838
7363	Help supply services	902	1 834 073	1 356 117	287 596	92 876
7363 pt.	Temporary help supply	731	1 035 893	705 141	158 932	67 544
7363 pt.	Help supply, except temporary	171	798 180	650 976	128 664	25 332
7363 pt.	Employee leasing	126	654 339	540 829	105 894	20 148
7363 pt.	Other help supply services	45	143 841	110 147	22 770	5 184
737	Computer programming, data processing, and other computer related services	3 050	4 485 270	1 606 837	385 468	40 237
7371, 2, 3	Computer programming, prepackaged software, and integrated systems	1 811	2 324 261	953 051	229 285	20 527
7371	Computer programming services	1 289	894 820	454 690	112 112	9 772
7372	Prepackaged software	315	800 112	301 329	70 525	5 985
7373	Computer integrated systems	207	629 329	197 032	46 648	4 770
7374, 5, 6	Data processing services	461	1 128 899	355 584	86 522	12 879
7374, 5	Computer processing, information retrieval	434	1 062 152	332 834	81 604	12 376
7374	Computer processing and data preparation and processing services	385	821 832	256 824	63 976	10 087
7375	Information retrieval services	49	240 320	76 010	17 628	2 289
7376	Computer facilities management services	27	66 747	22 750	4 918	503
7377, 8, 9	Computer rental and leasing, maintenance, and related services, n.e.c.	778	1 032 110	298 202	69 661	6 831
7377	Computer rental and leasing	58	366 607	43 127	10 429	793
7378	Computer maintenance and repair	210	333 082	100 971	24 421	2 849
7379	Computer related services, n.e.c.	510	332 421	154 104	34 811	3 189
7379 pt.	Computer consultants	431	281 320	138 816	31 906	2 776
7379 pt.	Miscellaneous computer services, n.e.c.	79	51 101	15 288	2 905	413
738	Miscellaneous business services	3 421	3 118 990	1 048 571	245 376	60 105
7381, 2	Detective agencies and protective services	573	646 804	374 160	90 892	27 982
7381	Detective, guard, and armored car services	454	499 113	321 374	77 909	25 763
7381 pt.	Detective agencies and guard services	434	457 438	297 755	71 846	24 720
7381 pt.	Armored car services	20	41 675	23 619	6 063	1 043
7382	Security systems services	119	147 691	52 786	12 983	2 219
7383	News syndicates	33	35 255	10 172	2 550	323
7384	Photofinishing laboratories*	275	201 188	54 506	13 861	3 160
7384 pt.	Photofinishing laboratories, except "one-hour" (mini) labs*	152	175 923	49 079	12 529	2 646
7384 pt.	One-hour (mini) photofinishing*	123	25 265	5 427	1 332	514
7389	Business services, n.e.c.	2 540	2 235 743	609 733	138 073	28 640
7389 pt.	Sign painting shops	134	33 144	11 525	2 612	522
7389 pt.	Interior designing	335	114 506	26 718	6 096	1 072
7389 pt.	Telephone answering services	147	53 019	22 814	5 604	1 935
7389 pt.	Other business services	1 924	2 035 074	548 676	123 761	25 111
7389 pt.	Water softening and conditioning services	96	(D)	(D)	(D)	FF
7389 pt.	Packaging and labeling services	163	456 032	106 585	24 908	5 326
7389 pt.	Trading stamp services	4	(D)	(D)	(D)	BB
7389 pt.	Miscellaneous business services	1 661	1 524 134	426 403	95 372	19 104
7389 pt.	Convention and trade show services	156	278 089	90 969	20 085	2 949
7389 pt.	Private mail centers	85	57 383	16 659	3 848	1 250
7389 pt.	Miscellaneous business services, n.e.c.	1 420	1 188 662	318 775	71 439	14 905
75	Automotive repair, services, and parking	7 733	3 936 585	850 679	201 816	43 134
751	Automotive rental and leasing, without drivers	441	1 331 972	134 840	31 572	5 802
7513	Truck rental and leasing, without drivers	203	347 332	51 964	12 128	1 844
7513 pt.	Truck rental, without drivers	100	178 749	21 836	5 174	917
7513 pt.	Truck leasing, except finance leasing	103	168 583	30 128	6 954	927
7514, 5	Passenger car rental and leasing	223	976 469	81 678	19 164	3 889
7514	Passenger car rental	174	389 412	61 279	14 101	3 196
7515	Passenger car leasing	49	587 057	20 399	5 063	693
7519	Utility trailer and recreational vehicle rental	15	8 171	1 198	280	69
752	Automobile parking	438	208 888	45 114	11 169	2 811
7521 pt.	Parking lots	208	48 921	10 469	2 561	748
7521 pt.	Parking structures	230	159 967	34 645	8 608	2 063
753	Automotive repair shops	5 654	2 072 718	578 546	136 873	26 122
7532	Top, body, and upholstery repair shops and paint shops	1 788	764 982	232 416	55 118	9 783
7532 pt.	Top and body repair shops	1 691	738 669	223 646	53 254	9 413
7532 pt.	Paint shops	97	26 313	8 770	1 864	370
7538	General automotive repair shops	2 647	797 567	205 492	48 154	10 115
7538 pt.	General automotive repair shops, except diesel	2 398	690 155	174 280	40 865	8 738
7538 pt.	Diesel repair shops	249	107 412	31 212	7 289	1 377
7533, 4, 6, 7, 9	Other automotive repair shops	1 219	510 169	140 638	33 601	6 224
7533	Automotive exhaust system repair shops	358	163 603	38 616	8 977	1 758
7534	Tire retreading and repair shops	67	41 730	11 227	2 579	524
7536	Automotive glass replacement shops	188	91 495	25 660	6 718	1 087
7537	Automotive transmission repair shops	241	78 231	26 605	6 336	1 160
7539	Automotive repair shops, n.e.c.	365	135 110	38 530	8 991	1 695
7539 pt.	Radiator repair	106	32 780	8 676	2 022	450
7539 pt.	Brake, front end, and wheel alignment	119	46 718	14 570	3 335	558
7539 pt.	Automotive electrical and fuel system services	95	23 019	6 842	1 670	372
7539 pt.	Carburetor repair shops	53	12 698	4 031	991	211
7539 pt.	Automotive electrical repair shops	42	10 321	2 811	679	161
7539 pt.	Other automotive repair shops, n.e.c.	45	32 593	8 442	1 964	315
754	Automotive services, except repair	1 200	323 007	92 179	22 202	8 399
7542	Carwashes	631	131 842	37 027	8 923	4 401
7549	Automotive services, except repair and carwashes	569	191 165	55 152	13 279	3 998
7549 pt.	Lubrication shops	280	102 123	28 647	6 772	2 445
7549 pt.	Other automotive services	289	89 042	26 505	6 507	1 553
7549 pt.	Towing services	199	54 752	17 394	4 347	1 053
7549 pt.	Other automotive services, n.e.c.	90	34 290	9 111	2 160	500

Table 1a. Summary Statistics for Firms Subject to Federal Income Tax for the State: 1992—Con.

[Includes only establishments with payroll. For meaning of abbreviations and symbols, see introductory text. For explanation of terms and comparability of 1987 and 1992 censuses, see appendix A]

SIC code	Kind of business or operation	Establishments (number)	Receipts (\$1,000)	Annual payroll (\$1,000)	First-quarter payroll (\$1,000)	Paid employees for pay period including March 12 (number)
76	Miscellaneous repair services	3 164	1 579 381	527 197	125 087	21 961
762	Electrical repair shops	947	587 570	223 442	55 092	9 502
7622	Radio and television repair shops	269	102 694	37 083	9 517	1 748
7623, 9	Other electrical and electronic repair shops	678	484 876	186 359	45 575	7 754
7623	Refrigeration and air-conditioning service and repair shops	128	148 928	59 017	13 954	1 614
7629	Electrical and electronic repair shops, n.e.c.	550	335 948	127 342	31 621	6 140
763	Watch, clock, and jewelry repair	88	13 768	3 558	966	300
764	Reupholstery and furniture repair	291	51 540	16 675	3 744	1 023
769	Miscellaneous repair and related services	1 838	926 503	283 522	65 285	11 136
7692	Welding repair	217	74 429	24 000	5 049	985
7694	Armature rewinding shops	103	108 749	33 363	8 135	1 156
7699	Repair shops and related services, n.e.c.	1 518	743 325	226 159	52 101	8 995
7699 pt.	Farm machinery and equipment repair	69	25 589	4 272	949	233
7699 pt.	Lawnmower and other small gasoline engine repair	112	33 272	8 892	1 827	387
7699 pt.	Sewer and septic tank cleaning services	104	51 697	18 360	4 032	683
7699 pt.	Other repair and related services, n.e.c.	1 233	632 767	194 635	45 293	7 692
78, 79, 84	Amusement and recreation services, including motion pictures and museums	4 672	4 011 073	1 019 295	213 305	75 587
781, 2	Motion picture production, distribution, and services	481	1 399 741	314 345	73 985	28 734
7812 pt.	Motion picture production, except for television	182	95 636	27 485	6 117	863
7812 pt.	Motion picture and tape production for television	100	97 662	34 742	8 120	833
7819	Services allied to motion picture production	113	653 632	217 415	51 136	25 882
7822 pt.	Motion picture film and tape distributors	62	511 896	28 432	6 943	1 026
7822 pt.	Motion picture film exchanges	42	330 743	18 396	4 442	567
7822 pt.	Video tape wholesalers	20	181 153	10 036	2 501	459
7822 pt.	Film and tape distribution for television	12	(D)	(D)	(D)	BB
7829	Services allied to motion picture distribution	12	(D)	(D)	(D)	BB
783	Motion picture theaters	274	242 855	41 723	9 892	4 258
7832	Motion picture theaters, except drive-in	256	236 844	40 501	9 800	4 136
7833	Drive-in motion picture theaters	18	6 011	1 222	92	122
784	Video tape rental	1 057	259 924	47 077	11 566	6 315
792	Theatrical producers (except motion picture), bands, orchestras, and entertainers	364	214 449	54 962	11 207	2 189
7922	Theatrical producers (except motion picture) and miscellaneous theatrical services	165	131 569	32 873	7 060	1 284
7922 pt.	Producers of live theatrical productions	48	39 620	11 834	2 601	620
7922 pt.	Producers of radio and television shows, except tape producers	19	26 037	8 325	1 847	85
7922 pt.	Artists' and entertainers' managers or agents, concert bureaus, booking agents	55	13 404	4 088	998	214
7922 pt.	Other theatrical services	43	52 508	8 626	1 614	365
7929	Bands, orchestras, actors, and other entertainers and entertainment groups	199	82 880	22 089	4 147	905
7929 pt.	Dance groups and artists	7	1 685	788	159	50
7929 pt.	Symphony orchestras, opera companies, and chamber music organizations	-	-	-	-	-
7929 pt.	Other music and entertainment presentations	192	81 195	21 301	3 988	855
7929 pt.	Other music groups and artists	93	22 346	8 480	1 879	538
7929 pt.	Other entertainers and entertainment groups	99	58 849	12 821	2 109	317
793	Bowling centers	392	174 339	48 687	13 199	5 621
79 ex. 792, 3, 84	Commercial sports and other amusement and recreation services, including museums	2 104	1 719 765	512 501	93 456	28 470
794	Commercial sports	171	417 110	208 538	35 492	3 975
7941	Professional sports clubs, managers, promoters	47	208 446	171 189	26 528	1 547
7941 pt.	Baseball clubs	4	(D)	(D)	(D)	FF
7941 pt.	Football clubs	1	(D)	(D)	(D)	CC
7941 pt.	Other professional sports clubs	6	(D)	(D)	(D)	EE
7941 pt.	Managers and promoters	36	46 751	10 890	1 825	283
7948	Racing, including track operation	124	208 664	37 349	8 964	2 428
7948 pt.	Auto racetrack operation	19	7 962	1 430	178	189
7948 pt.	Horse racetrack operation	12	156 841	27 123	7 199	1 826
7948 pt.	Dog racetrack operation	-	-	-	-	-
7948 pt.	Racing stables and racing, n.e.c.	93	43 861	8 796	1 587	413
79 ex. 792, 3, 4; 84	Other amusement and recreation services, including museums	1 933	1 302 655	303 963	57 964	24 495
791	Dance studios, schools, and halls	159	20 293	5 753	1 484	882
7991	Physical fitness facilities	378	197 841	53 458	13 494	6 384
7991 pt.	Physical fitness centers, except gymnasiums and athletic clubs	331	166 365	42 705	11 135	4 903
7991 pt.	Gymnasiums and athletic clubs	47	31 476	10 753	2 359	1 481
7992	Public golf courses	137	99 747	26 414	3 945	1 331
7993	Coin-operated amusement devices	238	104 787	22 788	4 936	1 232
7996	Amusement parks	27	102 935	14 641	979	1 029
7997	Membership sports and recreation clubs	280	214 521	72 353	14 315	5 706
7999, 84	Amusement and recreation services, including museums, n.e.c.	714	562 531	108 556	18 811	7 931
7999 pt.	Concession operators of amusement devices and rides	29	5 613	1 035	129	81
7999 pt.	Carnivals, circuses, and fairs	35	15 021	2 143	185	134
7999 pt.	Carnivals and circuses	32	14 840	2 120	183	132
7999 pt.	Fairs	3	181	23	2	2
7999 pt., 84	Other recreation and amusements, including museums	650	541 897	105 378	18 497	7 716
84	Museums, art galleries, and botanical and zoological gardens	19	2 871	540	109	43
841	Museums and art galleries	17	(D)	(D)	(D)	BB
842	Arboreta and botanical or zoological gardens	2	(D)	(D)	(D)	AA
7999 pt.	Roller skating rinks	57	11 983	2 669	761	591
7999 pt.	Ice skating rinks	8	3 502	1 073	296	154
7999 pt.	Other amusement and recreation services, n.e.c.	566	523 541	101 096	17 331	6 928

Table 1a. Summary Statistics for Firms Subject to Federal Income Tax for the State: 1992—Con.

[Includes only establishments with payroll. For meaning of abbreviations and symbols, see introductory text. For explanation of terms and comparability of 1987 and 1992 censuses, see appendix A]

SIC code	Kind of business or operation	Establishments (number)	Receipts (\$1,000)	Annual payroll (\$1,000)	First-quarter payroll (\$1,000)	Paid employees for pay period including March 12 (number)
80	Health services	18 703	12 372 586	5 594 894	1 160 013	187 616
801	Offices and clinics of doctors of medicine	8 424	6 252 042	3 201 945	611 799	58 550
8011 pt.	Offices of doctors of medicine	8 235	5 927 252	3 084 310	584 506	54 643
8011 pt.	General medical clinics	189	324 790	117 635	27 293	3 907
802	Offices and clinics of dentists	5 156	1 510 700	575 553	125 319	24 961
8021 pt.	Offices of dentists	5 130	1 501 011	571 474	124 514	24 817
8021 pt.	Dental clinics	26	9 689	4 079	805	144
803	Offices and clinics of doctors of osteopathy	173	62 781	29 429	5 301	778
8031 pt.	Offices of osteopathic physicians	164	56 223	25 711	4 540	715
8031 pt.	Osteopathic clinics	9	6 558	3 718	761	63
804	Offices and clinics of other health practitioners	2 907	760 977	263 444	57 123	11 557
8041	Offices and clinics of chiropractors	1 068	216 560	63 264	13 834	3 447
8042	Offices and clinics of optometrists	698	213 734	59 910	13 212	3 177
8043	Offices and clinics of podiatrists	419	105 745	35 880	7 078	1 370
8049	Offices and clinics of health practitioners, n.e.c.	722	224 938	104 390	22 999	3 563
805	Nursing and personal care facilities	663	1 677 862	703 178	167 216	54 688
8051	Skilled nursing care facilities	410	1 298 126	551 829	131 172	41 446
8052	Intermediate care facilities	218	327 927	130 487	31 362	11 795
8059	Nursing and personal care facilities, n.e.c.	35	51 809	20 862	4 682	1 447
806	Hospitals	28	766 083	298 170	72 725	11 116
8062	General medical and surgical hospitals	10	475 784	189 905	47 139	7 218
8063, 9	Specialty hospitals	18	290 299	108 265	25 586	3 898
8063	Psychiatric hospitals	14	193 915	73 768	18 690	2 850
8069	Specialty hospitals, except psychiatric	4	96 384	34 497	6 896	1 048
807, 8, 9	Other health services	1 352	1 342 141	523 175	120 530	25 966
807	Medical and dental laboratories	638	465 747	157 973	36 587	6 173
8071	Medical laboratories	310	376 662	116 293	26 614	4 356
8072	Dental laboratories	328	89 085	41 680	9 973	1 817
808	Home health care services	292	507 002	220 316	51 958	14 648
809	Miscellaneous health and allied services, n.e.c.	422	369 392	144 886	31 985	5 145
8092	Kidney dialysis centers	38	62 963	19 618	4 292	781
8093	Specialty outpatient facilities, n.e.c.	233	192 625	82 416	17 924	2 870
8099	Health and allied services, n.e.c.	151	113 804	42 852	9 769	1 494
81	Legal services	6 845	5 784 638	2 205 364	472 686	47 082
823, 4, 9	Selected educational services	613	282 586	99 497	23 834	4 705
823	Libraries	17	601	179	41	46
824	Vocational schools	189	147 778	55 695	13 581	1 993
8243	Data processing schools	58	84 608	30 964	7 831	822
8244	Business and secretarial schools	26	13 692	5 233	1 256	276
8249	Vocational schools, n.e.c.	105	49 478	19 498	4 494	895
829	Schools and educational services, n.e.c.	407	134 207	43 623	10 212	2 666
83	Social services	1 613	421 962	170 820	39 830	15 061
835	Child day care services	1 056	183 878	82 892	19 805	9 578
832, 3, 6, 9	Other social services	557	238 084	87 928	20 025	5 483
832	Individual and family social services	265	80 155	27 850	6 244	1 630
833	Job training and vocational rehabilitation services	71	49 063	24 181	5 949	1 074
836	Residential care	160	81 810	31 247	6 724	2 548
839	Social services, n.e.c.	61	27 056	4 650	1 108	231
87 ex. 8733	Engineering, accounting, research, management, and related services (except noncommercial research organizations)	10 582	9 613 745	4 004 712	925 005	108 399
871	Engineering, architectural, and surveying services	2 687	2 876 070	1 279 076	301 408	31 501
8711	Engineering services	1 597	2 245 972	1 006 568	240 714	23 853
8712	Architectural services	864	550 206	231 538	51 874	6 144
8713	Surveying services	226	79 892	40 970	8 820	1 504
872	Accounting, auditing, and bookkeeping services	3 461	2 219 171	919 063	225 090	27 590
873 ex. 8733	Research, development, and testing services (except noncommercial research organizations)	594	947 029	385 145	92 698	13 094
8731	Commercial physical and biological research	88	216 870	100 889	24 802	2 287
8731 pt.	Commercial physical research	53	198 536	94 250	23 438	2 072
8731 pt.	Commercial medical and biological research	35	18 334	6 639	1 364	215
8732	Commercial economic, sociological, and educational research	339	530 373	210 465	50 807	8 294
8734	Testing laboratories	167	199 786	73 791	17 089	2 513
874	Management and public relations services	3 840	3 571 475	1 421 428	305 809	36 214
8741	Management services	931	1 444 428	502 063	113 720	17 374
8742	Management consulting services	2 013	1 718 767	748 682	155 896	14 366
8743	Public relations services	271	156 961	67 584	15 149	1 631
8744	Facilities support management services	20	23 414	11 764	2 719	489
8748	Business consulting services, n.e.c.	605	227 905	91 335	18 325	2 334
89	Services, n.e.c.	577	323 142	123 732	22 507	2 648
8999 pt.	Scientific and related consulting services, except environmental	113	60 541	30 716	6 329	518
8999 pt.	Other services	464	262 601	93 016	16 178	2 130
8999 pt.	Environmental consulting	125	134 864	47 317	10 726	1 297
8999 pt.	Authors, composers, and other arts-related services	110	48 098	11 867	2 054	235
8999 pt.	Other services, n.e.c.	229	79 639	33 832	3 398	598

Table 1b. Summary Statistics for Firms Exempt From Federal Income Tax for the State: 1992

[Includes only establishments with payroll. For meaning of abbreviations and symbols, see introductory text. For explanation of terms and comparability of 1987 and 1992 censuses, see appendix A]

SIC code	Kind of business or operation	Establishments (number)	Revenue (\$1,000)	Annual payroll (\$1,000)	First-quarter payroll (\$1,000)	Paid employees for pay period including March 12 (number)
	Total	8 964	23 340 947	9 521 237	2 292 877	416 968
7032, 704	Camps and membership lodging	146	40 957	10 242	2 431	824
7032	Sporting and recreational camps	37	8 628	2 763	427	187
704	Organization hotels and lodging houses, on membership basis	109	32 329	7 479	2 004	637
792, 7991 pt., 7997, 7999 pt., 84	Selected amusement, recreation, and related services	593	727 891	272 289	56 747	15 539
792	Theatrical producers (except motion picture), bands, orchestras, and entertainers	141	123 415	49 397	12 361	3 214
7922	Theatrical producers (except motion picture) and miscellaneous theatrical services	80	47 060	14 447	3 261	1 564
7922 pt.	Producers of live theatrical productions	64	30 329	11 598	2 687	1 386
7922 pt.	Producers of radio and television shows, except tape	-	-	-	-	-
7922 pt.	Artists' and entertainers' managers or agents, concert bureaus, booking agents	1	(D)	(D)	(D)	AA
7922 pt.	Other theatrical services	15	(D)	(D)	(D)	CC
7929	Bands, orchestras, actors, and other entertainers and entertainment groups	61	76 355	34 950	9 100	1 650
7929 pt.	Dance groups and artists	9	2 897	1 170	253	64
7929 pt.	Symphony orchestras, opera companies, and chamber music organizations	36	70 973	32 806	8 563	1 490
7929 pt.	Other music groups and artists	11	1 852	732	220	70
7929 pt.	Other entertainers and entertainment groups	5	633	242	64	26
7991 pt., 7997	Gymnasiums, athletic clubs, and membership sports and recreation clubs	324	284 567	118 168	20 707	7 098
7991 pt.	Gymnasiums and athletic clubs	5	(D)	(D)	(D)	EE
7997	Membership sports and recreation clubs	319	(D)	(D)	(D)	II
7999 pt.	Fairs	34	12 308	1 295	148	137
84	Museums, art galleries, and botanical and zoological gardens	94	307 601	103 429	23 531	5 090
841	Museums and art galleries	88	235 058	76 215	17 873	3 956
842	Arboreta and botanical or zoological gardens	6	72 543	27 214	5 658	1 134
8011 pt.; 8021 pt.; 805, 6, 8, 9	Selected health services	1 054	15 589 411	6 900 360	1 669 912	277 853
8011 pt., 8021 pt.	Clinics of doctors of medicine and dentists	88	355 690	107 401	24 934	3 352
8011 pt.	General medical clinics	88	355 690	107 401	24 934	3 352
8021 pt.	Dental clinics	-	-	-	-	-
805	Nursing and personal care facilities	351	814 109	389 309	95 213	27 992
8051	Skilled nursing care facilities	154	517 908	250 698	61 741	17 870
8052	Intermediate care facilities	166	257 716	121 828	29 288	8 861
8059	Nursing and personal care facilities, n.e.c.	31	38 485	16 783	4 184	1 261
806	Hospitals	229	13 949 196	6 169 021	1 492 659	233 937
8062	General medical and surgical hospitals	205	13 186 555	5 700 581	1 378 863	218 065
8062 pt.	General medical and surgical hospitals, nongovernment	160	11 440 377	4 710 285	1 141 775	185 687
8062 pt.	General medical and surgical hospitals, government	45	1 746 178	990 296	237 088	32 378
8063, 9	Specialty hospitals	24	762 641	468 440	113 796	15 872
8063	Psychiatric hospitals	14	364 382	274 817	66 901	9 357
8063 pt.	Psychiatric hospitals, nongovernment	1	(D)	(D)	(D)	CC
8063 pt.	Psychiatric hospitals, government	13	(D)	(D)	(D)	II
8069	Specialty hospitals, except psychiatric	10	398 259	193 623	46 895	6 515
8069 pt.	Specialty hospitals, except psychiatric; nongovernment	9	(D)	(D)	(D)	II
8069 pt.	Specialty hospitals, except psychiatric; government	1	(D)	(D)	(D)	FF
808, 9	Other health services	386	470 416	234 629	57 106	12 572
808	Home health care services	95	158 194	88 093	21 211	5 132
809	Miscellaneous health and allied services, n.e.c.	291	312 222	146 536	35 895	7 440
8092	Kidney dialysis centers	-	-	-	-	-
8093	Specialty outpatient facilities, n.e.c.	233	211 969	112 164	27 831	5 978
8099	Health and allied services, n.e.c.	58	100 253	34 372	8 064	1 462
8111 pt.	Legal aid societies and similar legal services	65	35 234	20 395	4 977	721
823, 4, 9	Selected educational services	217	114 876	40 407	10 046	2 702
823	Libraries	22	13 415	6 192	1 488	337
824	Vocational schools	62	35 688	12 362	3 125	1 035
8243	Data processing schools	2	(D)	(D)	(D)	AA
8244	Business and secretarial schools	-	-	-	-	-
8249	Vocational schools, n.e.c.	60	(D)	(D)	(D)	GG
829	Schools and educational services, n.e.c.	133	65 773	21 853	5 433	1 330
83	Social services	3 390	2 592 993	954 943	228 696	67 428
835	Child day care services	604	155 451	89 477	22 130	7 965
832, 3, 6, 9	Other social services	2 786	2 437 542	865 466	206 566	59 463
832	Individual and family social services	1 284	836 061	382 662	90 917	26 116
833	Job training and vocational rehabilitation services	294	265 403	122 714	29 390	12 103
836	Residential care	544	476 487	209 774	49 421	13 114
839	Social services, n.e.c.	664	859 591	150 316	36 838	8 130
861, 2, 4, 9	Selected membership organizations	3 273	3 039 006	823 707	200 122	37 755
861	Business associations	700	1 212 376	334 054	82 073	10 090
864	Civic, social, and fraternal associations	1 795	659 898	191 877	46 345	17 177
862, 9	Other membership organizations	778	1 166 732	297 776	71 704	10 488
862	Professional membership organizations	327	752 185	206 770	49 102	6 070
869	Membership organizations, n.e.c.	451	414 547	91 006	22 602	4 418

Table 1b. Summary Statistics for Firms Exempt From Federal Income Tax for the State: 1992—Con.

[Includes only establishments with payroll. For meaning of abbreviations and symbols, see introductory text. For explanation of terms and comparability of 1987 and 1992 censuses, see appendix A]

SIC code	Kind of business or operation	Establishments (number)	Revenue (\$1,000)	Annual payroll (\$1,000)	First-quarter payroll (\$1,000)	Paid employees for pay period including March 12 (number)
873, 4 ex. 8744	Research, testing, and consulting services, except facilities support management services	226	1 200 579	498 894	119 946	14 146
873	Research, development, and testing services	147	1 118 088	464 334	111 214	12 972
8731	Commercial physical and biological research	9	670 039	322 669	77 061	8 549
8732	Commercial economic, sociological, and educational research	28	46 838	19 827	3 731	942
8733	Noncommercial research organizations	103	(D)	(D)	(D)	GG
8734	Testing laboratories	7	(D)	(D)	(D)	GG
874 ex. 8744	Management and public relations services, except facilities support management services	79	82 491	34 560	8 732	1 174
8741	Management services	22	36 931	15 084	4 129	578
8742	Management consulting services	13	17 496	12 375	2 854	301
8743	Public relations services	8	1 502	607	195	27
8748	Business consulting services, n.e.c.	36	26 562	6 494	1 554	268

Table 2a. Selected Ratios for Firms Subject to Federal Income Tax for the State: 1992

[Includes only establishments with payroll. For meaning of abbreviations and symbols, see introductory text. For explanation of terms and comparability of 1987 and 1992 censuses, see appendix A]

SIC code	Kind of business or operation	Receipts		Annual payroll per employee ¹ (dollars)	Employees per establishment ¹ (number)
		Per establishment (dollars)	Per employee ¹ (dollars)		
	Total	725 979	64 222	24 477	11
70 ex. 704	Hotels, rooming houses, camps, and other lodging places (except membership lodging)	1 787 275	45 550	13 090	39
7011	Hotels and motels	2 024 263	45 403	13 123	45
7011 pt.	Hotels	3 600 536	46 453	13 777	78
7011 pt.	Hotels, 25 guestrooms or more	4 223 681	46 615	13 851	91
7011 pt.	Hotels, less than 25 guestrooms	141 282	29 465	6 091	5
7011 pt.	Motels, motor hotels, and tourist courts	551 729	39 904	9 693	14
7011 pt.	Motels, tourist courts	456 477	40 283	9 322	11
7011 pt.	Motor hotels	988 143	39 126	10 455	25
702, 3	Other lodging places	239 537	55 436	10 919	4
702	Rooming and boarding houses	242 508	40 943	9 088	6
703	Camps and recreational vehicle parks	237 546	73 149	13 156	3
72	Personal services	236 753	37 148	12 071	6
721	Laundry, cleaning, and garment services	304 085	42 701	13 472	7
7211	Power laundries, family and commercial*	416 133	30 538	12 676	14
7213	Linen supply*	2 075 046	57 739	20 492	36
7215	Coin-operated laundries and drycleaning	162 804	44 774	9 066	4
7216	Drycleaning plants, except rug cleaning*	221 932	32 488	11 204	7
7217	Carpet and upholstery cleaning	193 859	41 161	12 625	5
7218	Industrial laundriers*	2 667 879	63 936	19 649	42
7212, 9	Other laundry, cleaning, and garment services*	145 664	35 616	11 047	4
7212	Garment pressing, and agents for laundries and drycleaners	134 005	39 890	9 436	3
7219	Laundry and garment services, n.e.c.*	160 294	32 017	12 403	5
722	Photographic studios, portrait	272 283	50 231	12 384	5
723, 4	Beauty and barber shops	133 463	25 681	11 469	5
723	Beauty shops	134 883	25 586	11 454	5
724	Barber shops	101 342	28 901	11 985	4
725	Shoe repair shops and shoeshine parlors	105 604	38 843	10 973	3
726	Funeral service and crematories	462 520	100 594	22 833	5
729	Miscellaneous personal services	230 721	21 731	7 011	11
7291	Tax return preparation services	161 951	7 478	3 428	22
7299	Miscellaneous personal services, n.e.c.	255 523	38 508	11 228	7
73	Business services	1 004 702	52 558	21 170	19
731	Advertising	1 498 474	102 231	38 638	15
7311	Advertising agencies	1 525 630	114 149	47 118	13
7312	Outdoor advertising services	1 437 822	126 918	34 004	11
7313	Radio, television, publishers' advertising representatives	1 138 572	92 300	32 155	12
7319	Advertising, n.e.c.	1 827 741	59 799	13 679	31
732	Consumer credit reporting agencies, mercantile reporting agencies, and adjustment and collection agencies	1 197 161	82 115	24 237	15
7322	Adjustment and collection services	766 346	58 209	22 471	13
7323	Credit reporting services	2 857 986	142 692	28 713	20
733	Mailing, reproduction, commercial art and photography, and stenographic services	652 135	84 254	27 472	8
7331	Direct mail advertising services	1 699 273	73 993	24 574	23
7334	Photocopying and duplicating services	817 440	65 738	21 178	12
7335, 6	Commercial photography, art, and graphics	514 999	107 740	34 938	5
7335	Commercial photography	514 706	101 115	30 563	5
7336	Commercial art and graphic design	515 096	110 118	36 509	5
7338	Secretarial and court reporting services	265 158	62 910	19 919	4
734	Services to dwellings and other buildings	415 256	26 009	12 877	16
7342	Disinfecting and pest control services	353 425	56 891	22 054	6
7349	Building cleaning and maintenance services, n.e.c.	424 140	24 422	12 406	17

See footnotes at end of table.

Table 2a. **Selected Ratios for Firms Subject to Federal Income Tax for the State: 1992** — Con.

[Includes only establishments with payroll. For meaning of abbreviations and symbols, see introductory text. For explanation of terms and comparability of 1987 and 1992 censuses, see appendix A]

SIC code	Kind of business or operation	Receipts		Annual payroll per employee ¹ (dollars)	Employees per establishment ¹ (number)
		Per establishment (dollars)	Per employee ¹ (dollars)		
73	Business services—Con.				
735	Miscellaneous equipment rental and leasing -----	974 702	114 418	26 787	9
7352	Medical equipment rental and leasing -----	1 161 624	117 194	27 634	10
7353	Heavy construction equipment rental and leasing -----	964 701	155 935	35 147	6
7359	Equipment rental and leasing, n.e.c. -----	942 024	107 980	25 429	9
736	Personnel supply services -----	1 316 473	21 211	14 841	62
7361	Employment agencies -----	475 623	33 747	16 891	14
7363	Help supply services -----	2 033 340	19 748	14 601	103
7363 pt.	Temporary help supply -----	1 417 090	15 337	10 440	92
7363 pt.	Help supply, except temporary -----	4 667 719	31 509	25 698	148
737	Computer programming, data processing, and other computer related services -----	1 470 580	111 471	39 934	13
7371, 2, 3	Computer programming, prepackaged software, and integrated systems -----	1 283 413	113 229	46 429	11
7371	Computer programming services -----	694 197	91 570	46 530	8
7372	Prepackaged software -----	2 540 038	133 686	50 347	19
7373	Computer integrated systems -----	3 040 237	131 935	41 306	23
7374, 5, 6	Data processing services -----	2 448 805	87 654	27 610	28
7374, 5	Computer processing, information retrieval -----	2 447 355	85 824	26 894	29
7376	Computer facilities management services -----	2 472 111	132 698	45 229	19
7377, 8, 9	Computer rental and leasing, maintenance, and related services, n.e.c. -----	1 326 620	151 092	43 654	9
7377	Computer rental and leasing -----	6 320 810	462 304	54 385	14
7378	Computer maintenance and repair -----	1 586 105	116 912	35 441	14
7379	Computer related services, n.e.c. -----	651 806	104 240	48 324	6
738	Miscellaneous business services -----	911 719	51 892	17 446	18
7381, 2	Detective agencies and protective services -----	1 128 803	23 115	13 371	49
7381	Detective, guard, and armored car services -----	1 099 368	19 373	12 474	57
7382	Security systems services -----	1 241 101	66 557	23 788	19
7383	News syndicates -----	1 068 333	109 149	31 492	10
7384	Photofinishing laboratories* -----	731 593	63 667	17 249	11
7389	Business services, n.e.c. -----	880 214	78 064	21 290	11
7389 pt.	Sign painting shops -----	247 343	63 494	22 079	4
7389 pt.	Interior designing -----	341 809	106 815	24 924	3
7389 pt.	Telephone answering services -----	360 673	27 400	11 790	13
7389 pt.	Other business services -----	1 057 731	81 043	21 850	13
75	Automotive repair, services, and parking -----	509 063	91 264	19 722	6
751	Automotive rental and leasing, without drivers -----	3 020 345	229 571	23 240	13
7513	Truck rental and leasing, without drivers -----	1 710 995	188 358	28 180	9
7514, 5	Passenger car rental and leasing -----	4 378 785	251 085	21 002	17
7514	Passenger car rental -----	2 238 000	121 844	19 174	18
7515	Passenger car leasing -----	11 980 755	847 124	29 436	14
7519	Utility trailer and recreational vehicle rental -----	544 733	118 420	17 362	5
752	Automobile parking -----	476 913	74 311	16 049	6
753	Automotive repair shops -----	366 593	79 348	22 148	5
7532	Top, body, and upholstery repair shops and paint shops -----	427 842	78 195	23 757	5
7532 pt.	Top and body repair shops -----	436 824	78 473	23 759	6
7532 pt.	Paint shops -----	271 268	71 116	23 703	4
7538	General automotive repair shops -----	301 310	78 850	20 316	4
7538 pt.	General automotive repair shops, except diesel -----	287 804	78 983	19 945	4
7538 pt.	Diesel repair shops -----	431 373	78 004	22 667	6
7533, 4, 6, 7, 9	Other automotive repair shops -----	418 514	81 968	22 596	5
7533	Automotive exhaust system repair shops -----	456 992	93 062	21 966	5
7534	Tire retreading and repair shops -----	622 836	79 637	21 426	8
7536	Automotive glass replacement shops -----	486 676	84 172	23 606	6
7537	Automotive transmission repair shops -----	324 610	67 441	22 935	5
7539	Automotive repair shops, n.e.c. -----	370 164	79 711	22 732	5
7539 pt.	Radiator repair -----	309 245	72 844	19 280	4
7539 pt.	Brake, front end, and wheel alignment -----	392 588	83 724	26 111	5
7539 pt.	Automotive electrical and fuel system services -----	242 305	61 879	18 392	4
7539 pt.	Other automotive repair shops, n.e.c. -----	724 289	103 470	26 800	7
754	Automotive services, except repair -----	269 173	38 458	10 975	7
7542	Carwashes -----	208 941	29 957	8 413	7
7549	Automotive services, except repair and carwashes -----	335 967	47 815	13 795	7
76	Miscellaneous repair services -----	499 172	71 918	24 006	7
762	Electrical repair shops -----	620 454	61 836	23 515	10
7622	Radio and television repair shops -----	381 762	58 749	21 215	6
7623, 9	Other electrical and electronic repair shops -----	715 156	62 532	24 034	11
7623	Refrigeration and air-conditioning service and repair shops -----	1 163 500	92 273	36 566	13
7629	Electrical and electronic repair shops, n.e.c. -----	610 815	54 715	20 740	11
763	Watch, clock, and jewelry repair -----	156 455	45 893	11 860	3
764	Reupholstery and furniture repair -----	177 113	50 381	16 300	4
769	Miscellaneous repair and related services -----	504 082	83 199	25 460	6
7692	Welding repair -----	342 991	75 562	24 365	5
7694	Armature rewinding shops -----	1 055 816	94 074	28 861	11
7699	Repair shops and related services, n.e.c. -----	489 674	82 638	25 143	6
78, 79, 84	Amusement and recreation services, including motion pictures and museums -----	858 534	53 066	13 485	16
781, 2	Motion picture production, distribution, and services -----	2 910 064	48 714	10 940	60
783	Motion picture theaters -----	886 332	57 035	9 799	16
7832	Motion picture theaters, except drive-in -----	925 172	57 264	9 792	16
7833	Drive-in motion picture theaters -----	333 944	49 270	10 016	7
784	Video tape rental -----	245 907	41 160	7 455	6

See footnotes at end of table.

SERVICE INDUSTRIES—GEOGRAPHIC AREA SERIES

ILLINOIS IL-15

Table 2a. **Selected Ratios for Firms Subject to Federal Income Tax for the State: 1992** —Con.

[Includes only establishments with payroll. For meaning of abbreviations and symbols, see introductory text. For explanation of terms and comparability of 1987 and 1992 censuses, see appendix A]

SIC code	Kind of business or operation	Receipts		Annual payroll per employee ¹ (dollars)	Employees per establishment ¹ (number)
		Per establishment (dollars)	Per employee ¹ (dollars)		
78, 79, 84	Amusement and recreation services, including motion pictures and museums—Con.				
792	Theatrical producers (except motion picture), bands, orchestras, and entertainers -----	589 146	97 967	25 108	6
7922	Theatrical producers (except motion picture) and miscellaneous theatrical services -----	797 388	102 468	25 602	8
7929	Bands, orchestras, actors, and other entertainers and entertainment groups -----	416 482	91 580	24 408	5
793	Bowling centers -----	444 742	31 016	8 662	14
79 ex. 792, 3, 4	Commercial sports and other amusement and recreation services, including museums -----	817 379	60 406	18 001	14
794	Commercial sports -----	2 439 240	104 933	52 462	23
7941	Professional sports clubs, managers, promoters -----	4 435 021	134 742	110 659	33
7948	Racing, including track operation -----	1 682 774	85 941	15 383	20
79 ex. 792, 3, 4; 84	Other amusement and recreation services, including museums -----	673 903	53 180	12 409	13
791	Dance studios, schools, and halls -----	127 629	23 008	6 523	6
7991	Physical fitness facilities -----	523 389	30 990	8 374	17
7992	Public golf courses -----	728 080	74 941	19 845	10
7993	Coin-operated amusement devices -----	440 282	85 054	18 497	5
7996	Amusement parks -----	3 812 407	100 034	14 228	38
7997	Membership sports and recreation clubs -----	766 146	37 596	12 680	20
7999, 84	Amusement and recreation services, including museums, n.e.c. -----	787 859	70 928	13 688	11
7999 pt.	Concession operators of amusement devices and rides -----	193 552	69 296	12 778	3
7999 pt.	Carnivals, circuses, and fairs -----	429 171	112 097	15 993	4
7999 pt., 84	Other recreation and amusements, including museums -----	833 688	70 230	13 657	12
80	Health services -----	661 529	65 946	29 821	10
801	Offices and clinics of doctors of medicine -----	742 170	106 781	54 687	7
8011 pt.	Offices of doctors of medicine -----	719 763	108 472	56 445	7
8011 pt.	General medical clinics -----	1 718 466	83 130	30 109	21
802	Offices and clinics of dentists -----	292 998	60 522	23 058	5
803	Offices and clinics of doctors of osteopathy -----	362 896	80 695	37 826	4
804	Offices and clinics of other health practitioners -----	261 774	65 846	22 795	4
8041	Offices and clinics of chiropractors -----	202 772	62 826	18 353	3
8042	Offices and clinics of optometrists -----	306 209	67 275	18 857	5
8043	Offices and clinics of podiatrists -----	252 375	77 186	26 190	3
8049	Offices and clinics of health practitioners, n.e.c. -----	311 548	63 132	29 298	5
805	Nursing and personal care facilities -----	2 530 712	30 681	12 858	82
8051	Skilled nursing care facilities -----	3 166 161	31 321	13 314	101
8052	Intermediate care facilities -----	1 504 252	27 802	11 063	54
8059	Nursing and personal care facilities, n.e.c. -----	1 480 257	35 804	14 417	41
806	Hospitals -----	27 360 107	68 917	26 823	397
8062	General medical and surgical hospitals -----	47 578 400	65 916	26 310	722
8063, 9	Specialty hospitals -----	16 127 722	74 474	27 774	217
807, 8, 9	Other health services -----	992 708	51 688	20 148	19
807	Medical and dental laboratories -----	730 011	75 449	25 591	10
8071	Medical laboratories -----	1 215 039	86 470	26 697	14
8072	Dental laboratories -----	271 601	49 029	22 939	6
808	Home health care services -----	1 736 308	34 612	15 041	50
809	Miscellaneous health and allied services, n.e.c. -----	875 336	71 796	28 161	12
8092	Kidney dialysis centers -----	1 656 921	80 618	25 119	21
8093	Specialty outpatient facilities, n.e.c. -----	826 717	67 117	28 716	12
8099	Health and allied services, n.e.c. -----	753 669	76 174	28 683	10
81	Legal services -----	845 090	122 863	46 841	7
823, 4, 9	Selected educational services -----	460 989	60 061	21 147	8
823	Libraries -----	35 353	13 065	3 891	3
824	Vocational schools -----	781 894	74 149	27 945	11
829	Schools and educational services, n.e.c. -----	329 747	50 340	16 363	7
83	Social services -----	261 601	28 017	11 342	9
835	Child day care services -----	174 127	19 198	8 654	9
832, 3, 6, 9	Other social services -----	427 440	43 422	16 036	10
87 ex. 8733	Engineering, accounting, research, management, and related services (except noncommercial research organizations) -----	908 500	88 689	36 944	10
871	Engineering, architectural, and surveying services -----	1 070 365	91 301	40 604	12
8711	Engineering services -----	1 406 369	94 159	42 199	15
8712	Architectural services -----	636 813	89 552	37 685	7
8713	Surveying services -----	353 504	53 120	27 241	7
872	Accounting, auditing, and bookkeeping services -----	641 194	80 434	33 311	8
873 ex. 8733	Research, development, and testing services (except noncommercial research organizations) -----	1 594 325	72 325	29 414	22
8731	Commercial physical and biological research -----	2 464 432	94 827	44 114	26
8732	Commercial economic, sociological, and educational research -----	1 564 522	63 947	25 376	24
8734	Testing laboratories -----	1 196 323	79 501	29 364	15
874	Management and public relations services -----	930 072	98 621	39 251	9
8741	Management services -----	1 551 480	83 137	28 897	19
8742	Management consulting services -----	853 834	119 475	52 042	7
8743	Public relations services -----	579 192	96 236	41 437	6
8744	Facilities support management services -----	1 170 700	47 881	24 057	24
8748	Business consulting services, n.e.c. -----	376 702	97 646	39 132	4
89	Services, n.e.c. -----	560 038	122 032	46 727	5

¹Based on number of employees for pay period including March 12.

Table 2b. Selected Ratios for Firms Exempt From Federal Income Tax for the State: 1992

[Includes only establishments with payroll. For meaning of abbreviations and symbols, see introductory text. For explanation of terms and comparability of 1987 and 1992 censuses, see appendix A]

SIC code	Kind of business or operation	Revenue		Expenses		Annual payroll per employee ¹ (dollars)	Employees per establishment ¹ (number)
		Per establishment (dollars)	Per employee ¹ (dollars)	Per establishment (dollars)	Per employee ¹ (dollars)		
	Total	2 603 854	55 978	2 460 827	52 903	22 834	47
7032, 704	Camps and membership lodging	280 527	49 705	269 459	47 744	12 430	6
792, 7991 pt., 7997, 7999 pt., 84	Selected amusement, recreation, and related services	1 227 472	46 843	1 169 867	44 645	17 523	26
8011 pt.; 8021 pt.; 805, 6, 8, 9	Selected health services	14 790 713	56 107	14 177 523	53 781	24 835	264
8011 pt., 8021 pt. 805	Clinics of doctors of medicine and dentists	4 041 932	106 113	3 988 955	104 722	32 041	38
	Nursing and personal care facilities	2 319 399	29 084	2 256 675	28 297	13 908	80
806	Hospitals	60 913 520	59 628	58 294 996	57 065	26 370	1 022
8062	General medical and surgical hospitals	64 324 659	60 471	61 521 556	57 836	26 142	1 064
8063, 9	Specialty hospitals	31 776 708	48 049	30 734 792	46 474	29 514	661
808, 9	Other health services	1 218 694	37 418	1 166 927	35 828	18 663	33
8111 pt.	Legal aid societies and similar legal services	542 062	48 868	529 631	47 748	28 287	11
823, 4, 9	Selected educational services	529 382	42 515	527 659	42 377	14 954	12
83	Social services	764 895	38 456	654 367	32 899	14 162	20
835	Child day care services	257 369	19 517	258 228	19 582	11 234	13
832, 3, 6, 9	Other social services	874 925	40 993	740 249	34 683	14 555	21
832	Individual and family social services	651 138	32 013	637 896	31 362	14 652	20
833	Job training and vocational rehabilitation services	902 731	21 929	878 204	21 333	10 139	41
836	Residential care	875 895	36 334	837 807	34 754	15 996	24
839	Social services, n.e.c.	1 294 565	105 731	797 164	65 107	18 489	12
861, 2, 4, 9	Selected membership organizations	928 508	80 493	872 633	75 649	21 817	12
861	Business associations	1 731 966	120 156	1 675 851	116 263	33 107	14
864	Civic, social, and fraternal associations	367 631	38 418	347 782	36 343	11 171	10
862, 9	Other membership organizations	1 499 656	111 244	1 360 879	100 950	28 392	13
873, 4 ex. 8744	Research, testing, and consulting services, except facilities support management services	5 312 296	84 871	5 129 690	81 953	35 267	63
873	Research, development, and testing services	7 606 041	86 192	7 265 422	82 332	35 795	88
874 ex. 8744	Management and public relations services, except facilities support management services	1 044 190	70 265	1 155 608	77 762	29 438	15

¹Based on number of employees for pay period including March 12.

Table 3a. Comparative Statistics for Firms Subject to Federal Income Tax for the State: 1992 and 1987

[Includes only establishments with payroll. For meaning of abbreviations and symbols, see introductory text. For explanation of terms and comparability of 1987 and 1992 censuses, see appendix A]

SIC code	Kind of business or operation	Establishments		Receipts			Annual payroll			Paid employees for pay period including March 12	
		1992 (number)	1987 (number)	1992 (\$1,000)	1987 (\$1,000)	Percent change 1987 to 1992	1992 (\$1,000)	1987 (\$1,000)	Percent change 1987 to 1992	1992 (number)	1987 (number)
	Total	79 791	70 738	57 926 563	36 499 630	58.7	22 077 457	13 682 542	61.4	901 967	729 655
70 ex. 704	Hotels, rooming houses, camps, and other lodging places (except membership lodging)	1 220	1 149	2 180 475	1 695 421	28.6	626 634	447 934	39.9	47 870	46 069
7011	Hotels and motels	1 058	1 000	2 141 670	1 667 560	28.4	618 991	442 915	39.8	47 170	45 542
7011 pt.	Hotels	511	406	1 839 874	1 392 915	32.1	545 685	379 918	43.6	39 607	37 139
7011 pt.	Hotels, 25 guestrooms or more	433	324	1 828 854	1 384 548	32.1	543 407	378 200	43.7	39 233	36 872
7011 pt.	Hotels, less than 25 guestrooms	78	82	11 020	8 367	31.7	2 278	1 718	32.6	374	267
7011 pt.	Motels, motor hotels, and tourist courts	547	594	301 796	274 645	9.9	73 306	62 997	16.4	7 563	8 403
7011 pt.	Motels, tourist courts	449	503	204 958	198 612	3.2	47 430	43 379	9.3	5 088	5 920
7011 pt.	Motor hotels	98	91	96 838	76 033	27.4	25 876	19 618	31.9	2 475	2 483
702, 3	Other lodging places	162	149	38 805	27 861	39.3	7 643	5 019	52.3	700	527
702	Rooming and boarding houses	65	50	15 763	7 230	118.0	3 499	1 745	100.5	385	221
703	Camps and recreational vehicle parks	97	99	23 042	20 631	11.7	4 144	3 274	26.6	315	306

Table 3a. **Comparative Statistics for Firms Subject to Federal Income Tax for the State: 1992 and 1987 – Con.**

[Includes only establishments with payroll. For meaning of abbreviations and symbols, see introductory text. For explanation of terms and comparability of 1987 and 1992 censuses, see appendix A]

SIC code	Kind of business or operation	Establishments		Receipts			Annual payroll			Paid employees for pay period including March 12	
		1992 (number)	1987 (number)	1992 (\$1,000)	1987 (\$1,000)	Percent change 1987 to 1992	1992 (\$1,000)	1987 (\$1,000)	Percent change 1987 to 1992	1992 (number)	1987 (number)
80	Health services	18 703	17 576	12 372 586	7 270 398	70.2	5 594 894	3 304 108	69.3	187 616	149 733
801	Offices and clinics of doctors of medicine	8 424	8 651	6 252 042	3 871 354	61.5	3 201 945	1 962 311	63.2	58 550	48 486
8011 pt.	Offices of doctors of medicine	8 235	8 424	5 927 252	3 658 454	62.0	3 084 310	1 879 846	64.1	54 643	45 251
8011 pt.	General medical clinics	189	227	324 790	212 900	52.6	117 635	82 465	42.6	3 907	3 235
802	Offices and clinics of dentists	5 156	4 771	1 510 700	1 044 784	44.6	575 553	391 078	47.2	24 961	21 802
803	Offices and clinics of doctors of osteopathy	173	122	62 781	34 026	84.5	29 429	16 218	81.5	778	589
804	Offices and clinics of other health practitioners	2 907	2 202	760 977	444 028	71.4	263 444	150 962	74.5	11 557	8 112
8041	Offices and clinics of chiropractors	1 068	798	216 560	122 014	77.5	63 264	35 035	80.6	3 447	2 352
8042	Offices and clinics of optometrists	698	632	213 734	161 164	32.6	59 910	51 773	15.7	3 177	2 783
8043	Offices and clinics of podiatrists	419	377	105 745	63 773	65.8	35 880	20 347	76.3	1 370	1 064
8049	Offices and clinics of health practitioners, n.e.c.	722	395	224 938	97 077	131.7	104 390	43 807	138.3	3 563	1 913
805	Nursing and personal care facilities	663	588	1 677 862	933 793	79.7	703 178	415 977	69.0	54 688	45 740
8051	Skilled nursing care facilities	410	429	1 298 126	775 046	67.5	551 829	343 719	60.5	41 446	37 594
8052	Intermediate care facilities	218	106	327 927	115 860	183.0	130 487	52 799	147.1	11 795	5 895
8059	Nursing and personal care facilities, n.e.c.	35	53	51 809	42 887	20.8	20 862	19 459	7.2	1 447	2 251
806	Hospitals	28	24	766 083	357 905	114.0	298 170	134 099	122.4	11 116	7 274
807, 8, 9	Other health services	1 352	1 218	1 342 141	584 508	129.6	523 175	233 463	124.1	25 966	17 730
807	Medical and dental laboratories	638	626	465 747	274 669	69.6	157 973	101 479	55.7	6 173	5 703
8071	Medical laboratories	310	280	376 662	190 479	97.7	116 293	67 111	73.3	4 356	3 820
8072	Dental laboratories	328	346	89 085	84 190	5.8	41 680	34 368	21.3	1 817	1 953
808	Home health care services	292	200	507 002	101 527	399.4	220 316	56 433	290.4	14 648	7 731
809	Miscellaneous health and allied services, n.e.c.	422	392	369 392	208 312	77.3	144 886	75 551	91.8	5 145	4 226
8092	Kidney dialysis centers	38	25	62 963	34 947	80.2	19 618	8 488	131.1	781	428
8093	Specialty outpatient facilities, n.e.c.	233	208	192 625	93 643	105.7	82 416	31 835	158.9	2 870	1 644
8099	Health and allied services, n.e.c.	151	159	113 804	79 722	42.8	42 852	35 228	21.6	1 494	2 154
81	Legal services	6 845	6 483	5 784 638	3 771 886	53.4	2 205 364	1 485 178	48.5	47 082	41 802
823, 4, 9	Selected educational services	613	443	282 586	255 027	10.8	99 497	84 704	17.5	4 705	4 403
823	Libraries	17	8	601	572	5.1	179	107	67.3	46	20
824	Vocational schools	189	166	147 778	151 594	-2.5	55 695	54 953	1.4	1 993	2 738
829	Schools and educational services, n.e.c.	407	269	134 207	102 861	30.5	43 623	29 644	47.2	2 666	1 645
83	Social services	1 613	1 222	421 962	255 873	64.9	170 820	105 554	61.8	15 061	12 754
835	Child day care services	1 056	846	183 878	110 868	65.9	82 892	48 539	70.8	9 578	6 996
832, 3, 6, 9	Other social services	557	376	238 084	145 005	64.2	87 928	57 015	54.2	5 483	5 758
87 ex. 8733	Engineering, accounting, research, management, and related services (except noncommercial research organizations)	10 582	9 145	9 613 745	6 051 990	58.9	4 004 712	2 451 226	63.4	108 399	86 603
871	Engineering, architectural, and surveying services	2 687	2 368	2 876 070	1 775 227	62.0	1 279 076	833 754	53.4	31 501	25 352
8711	Engineering services	1 597	1 359	2 245 972	1 249 670	79.7	1 006 568	609 015	65.3	23 853	17 677
8712	Architectural services	864	780	550 206	470 825	16.9	231 538	196 716	17.7	6 144	6 405
8713	Surveying services	226	229	79 892	54 732	46.0	40 970	28 023	46.2	1 504	1 270
872	Accounting, auditing, and bookkeeping services	3 461	2 942	2 219 171	1 433 034	54.9	919 063	605 865	51.7	27 590	23 479
873 ex. 8733	Research, development, and testing services (except noncommercial research organizations)	594	592	947 029	465 554	103.4	385 145	172 439	123.4	13 094	8 341
8731	Commercial physical and biological research	88	130	216 870	71 967	201.3	100 889	29 625	240.6	2 287	1 141
8732	Commercial economic, sociological, and educational research	339	333	530 373	314 771	68.5	210 465	108 032	94.8	8 294	5 731
8734	Testing laboratories	167	129	199 786	78 816	153.5	73 791	34 782	112.2	2 513	1 469
874	Management and public relations services	3 840	3 243	3 571 475	2 378 175	50.2	1 421 428	839 168	69.4	36 214	29 431
8741	Management services	931	860	1 444 428	1 092 705	32.2	502 063	321 671	56.1	17 374	12 470
8742	Management consulting services	2 013	1 600	1 718 767	974 396	76.4	748 682	390 662	91.6	14 386	11 559
8743	Public relations services	271	258	156 961	131 937	19.0	67 584	53 769	25.7	1 631	1 867
8744	Facilities support management services	20	19	23 414	17 472	34.0	11 764	10 543	11.6	489	597
8748	Business consulting services, n.e.c.	605	506	227 905	161 665	41.0	91 335	62 523	46.1	2 334	2 938
89	Services, n.e.c.	577	1 014	323 142	189 562	70.5	123 732	65 783	88.1	2 648	3 059

Table 3b. Comparative Statistics for Firms Exempt From Federal Income Tax for the State: 1992 and 1987

[Includes only establishments with payroll. For meaning of abbreviations and symbols, see introductory text. For explanation of terms and comparability of 1987 and 1992 censuses, see appendix A]

SIC code	Kind of business or operation	Establishments		Expenses			Annual payroll			Paid employees for pay period including March 12	
		1992 (number)	1987 (number)	1992 (\$1,000)	1987 (\$1,000)	Percent change 1987 to 1992	1992 (\$1,000)	1987 (\$1,000)	Percent change 1987 to 1992	1992 (number)	1987 (number)
	Total -----	8 964	7 907	22 058 852	14 390 399	53.3	9 521 237	6 456 604	47.5	416 968	359 969
7032, 704	Camps and membership lodging -----	146	170	39 341	31 882	23.4	10 242	9 853	3.9	824	873
792, 7991 pt., 7997, 7999 pt., 84	Selected amusement, recreation, and related services -----	593	504	693 731	473 668	46.5	272 289	178 567	52.5	15 539	11 784
792	Theatrical producers (except motion picture), bands, orchestras, and entertainers -----	141	86	123 737	66 349	86.5	49 397	27 532	79.4	3 214	1 049
7991 pt., 7997	Gymnasiums, athletic clubs, and membership sports and recreation clubs -----	324	303	285 539	207 522	37.6	118 168	83 596	41.4	7 098	6 359
7999 pt. 84	Fairs -----	34	31	11 098	8 019	38.4	1 295	884	46.5	137	121
	Museums, art galleries, and botanical and zoological gardens -----	94	84	273 357	191 778	42.5	103 429	66 555	55.4	5 090	4 255
8011 pt.; 8021 pt.; 805, 6, 8, 9	Selected health services -----	1 054	842	14 943 109	9 839 714	51.9	6 900 360	4 759 541	45.0	277 853	245 156
8011 pt., 8021 pt.	Clinics of doctors of medicine and dentists -----	88	63	351 028	212 064	65.5	107 401	57 900	85.5	3 352	2 503
805	Nursing and personal care facilities -----	351	231	792 093	423 066	87.2	389 309	216 073	80.2	27 992	21 231
806	Hospitals -----	229	247	13 349 554	8 982 120	48.6	6 169 021	4 362 285	41.4	233 937	212 689
808, 9	Other health services -----	386	301	450 434	222 464	102.5	234 629	123 283	90.3	12 572	8 733
808	Home health care services -----	95	79	147 165	51 982	183.1	88 093	30 395	189.8	5 132	2 923
809	Miscellaneous health and allied services, n.e.c. -----	291	222	303 269	170 482	77.9	146 536	92 888	57.8	7 440	5 810
8111 pt.	Legal aid societies and similar legal services -----	65	41	34 426	18 290	88.2	20 395	11 091	83.9	721	534
823, 4, 9	Selected educational services -----	217	169	114 502	70 550	62.3	40 407	23 015	75.6	2 702	2 608
83	Social services -----	3 390	2 775	2 218 304	1 218 422	82.1	954 943	560 345	70.4	67 428	52 640
835	Child day care services -----	604	553	155 970	97 147	60.6	89 477	57 149	56.6	7 965	6 805
832, 3, 6, 9	Other social services -----	2 786	2 222	2 062 334	1 121 275	83.9	865 466	503 196	72.0	59 463	45 835
861, 2, 4, 9	Selected membership organizations -----	3 273	3 243	2 856 129	1 974 787	44.6	823 707	592 626	39.0	37 755	35 677
861	Business associations -----	700	623	1 173 096	625 729	87.5	334 054	179 950	85.6	10 090	7 044
864	Civic, social, and fraternal associations -----	1 795	1 892	624 269	482 234	29.5	191 877	163 663	17.2	17 177	17 689
862, 9	Other membership organizations -----	778	728	1 058 764	866 824	22.1	297 776	249 013	19.6	10 488	10 944
873, 4 ex. 8744	Research, testing, and consulting services, except facilities support management services -----	226	163	1 159 310	763 086	51.9	498 894	321 566	55.1	14 146	10 697
873	Research, development, and testing services -----	147	113	1 068 017	725 859	47.1	464 334	305 936	51.8	12 972	10 130
8731	Commercial physical and biological research -----	9	10	627 446	442 453	41.8	322 669	226 092	42.7	8 549	6 554
8732	Commercial economic, sociological, and educational research -----	28	14	45 048	23 243	93.8	19 827	10 938	81.3	942	892
8733	Noncommercial research organizations -----	103	82	(D)	(D)	(D)	(D)	(D)	(D)	GG	GG
8734	Testing laboratories -----	7	7	(D)	(D)	(D)	(D)	(D)	(D)	GG	GG
874 ex. 8744	Management and public relations services, except facilities support management services -----	79	50	91 293	37 227	145.2	34 560	15 630	121.1	1 174	567

Places With 2,500 Inhabitants or More: 1992 —Con.

appendix A. For information on geographic areas followed by ▲, see appendix F]

Selected kind-of-business or operation groups —Con.													
Miscellaneous repair services (SIC 76)		Amusement and recreation services, including motion pictures and museums (SIC 78, 79, 84)		Health services (SIC 80)		Legal services (SIC 81)		Selected educational services (SIC 823, 4, 9)		Social services (SIC 83)		Engineering, accounting, research, management, and related services (except noncommercial research organizations) (SIC 87 ex. 8733)	
Number	Receipts (\$1,000)	Number	Receipts (\$1,000)	Number	Receipts (\$1,000)	Number	Receipts (\$1,000)	Number	Receipts (\$1,000)	Number	Receipts (\$1,000)	Number	Receipts (\$1,000)
5	2 241	10	2 914	19	16 065	5	759	1	(D)	3	(D)	6	1 755
1	(D)	5	1 349	19	8 686	—	—	—	—	2	(D)	5	672
45	(D)	18	90 363	78	59 430	3	(D)	2	(D)	8	2 680	53	(D)
6	529	2	(D)	43	19 893	2	(D)	1	(D)	2	(D)	12	2 380
10	3 191	46	16 787	265	158 189	29	10 153	15	3 431	18	3 028	132	80 870
11	2 986	13	9 093	84	52 727	8	2 315	—	—	—	—	17	3 410
3	(D)	3	(D)	59	29 205	16	2 773	1	(D)	—	—	13	2 228
—	—	—	—	—	—	—	—	—	—	—	—	—	—
4	1 285	7	2 210	19	7 410	4	403	1	(D)	3	(D)	12	2 182
21	12 787	7	1 831	28	7 314	6	1 122	—	—	3	(D)	9	745
2	(D)	4	288	36	16 365	2	(D)	2	(D)	2	(D)	20	3 157
16	4 089	33	14 517	121	75 701	23	6 878	8	1 614	4	1 235	81	25 801
—	(D)	8	3 720	8	5 466	—	—	—	—	2	(D)	4	(D)
2	(D)	5	2 331	20	(D)	4	1 192	2	(D)	2	(D)	6	(D)
10	10 559	3	(D)	49	51 897	1	(D)	2	(D)	6	(D)	13	20 820
2	(D)	3	(D)	6	(D)	1	(D)	—	—	—	—	6	(D)
1	(D)	3	(D)	37	24 716	2	(D)	—	—	4	(D)	8	3 151
8	5 349	5	3 196	18	6 318	9	2 229	—	—	—	—	14	6 609
5	5 511	14	17 577	10	6 143	4	797	1	(D)	3	210	10	10 769
1	(D)	1	(D)	11	3 485	2	(D)	—	—	1	(D)	5	2 511
10	2 598	17	23 417	127	185 547	9	2 666	3	(D)	9	5 826	51	37 737
—	(D)	1	(D)	3	(D)	—	—	—	—	—	—	—	—
3	(D)	14	7 508	75	61 479	27	10 766	3	(D)	5	1 419	39	20 985
—	(D)	—	—	8	8 184	1	(D)	—	—	—	—	4	(D)
—	(D)	3	(D)	9	3 209	6	2 454	1	(D)	2	(D)	18	5 875
3	(D)	4	400	15	3 325	—	—	—	—	1	(D)	4	506
6	1 219	5	5 181	67	37 004	16	2 940	2	(D)	4	(D)	33	8 184
1	(D)	1	(D)	23	14 585	1	(D)	—	—	1	(D)	7	1 718
11	9 991	16	8 371	34	14 713	17	3 251	—	—	5	(D)	26	22 880
6	(D)	9	5 718	18	19 112	3	(D)	1	(D)	4	574	10	1 992
6	(D)	7	4 671	42	12 188	14	6 923	—	—	2	(D)	81	49 099
3	215	4	446	1	(D)	—	—	—	—	—	—	2	(D)
4	912	6	3 975	4	598	2	(D)	1	(D)	2	(D)	2	(D)
2	(D)	2	(D)	6	1 850	1	(D)	—	—	2	(D)	3	(D)
3	(D)	4	(D)	10	3 323	5	1 913	2	(D)	6	1 536	7	(D)
—	(D)	1	(D)	23	13 788	2	(D)	—	—	3	(D)	8	3 619
11	9 226	6	9 899	80	57 765	10	(D)	—	—	1	(D)	7	(D)
1	(D)	3	(D)	8	3 584	3	755	1	(D)	2	(D)	3	237
13	10 216	15	14 524	34	15 093	7	857	2	(D)	3	(D)	22	10 788
15	4 807	24	10 975	75	39 865	20	3 066	3	(D)	6	1 541	91	33 898
15	19 446	14	58 282	84	71 770	13	3 297	3	(D)	4	(D)	38	38 228
3	(D)	10	1 941	23	18 859	1	(D)	—	—	1	(D)	6	1 630
18	6 998	37	(D)	189	101 990	62	25 454	11	7 357	8	(D)	280	243 623
3	114	10	3 544	19	6 293	17	4 488	1	(D)	6	763	68	26 932
4	(D)	—	—	7	(D)	2	(D)	—	—	1	(D)	4	(D)
4	(D)	6	8 199	10	2 399	2	(D)	—	—	—	—	7	1 477
1	(D)	1	(D)	28	17 404	4	(D)	1	(D)	—	—	16	8 385
4	2 521	6	(D)	31	9 973	11	2 519	1	(D)	3	(D)	12	6 452
18	4 681	19	11 090	221	155 845	34	4 784	5	3 775	8	1 566	35	9 780
10	8 138	28	8 304	204	110 700	36	8 161	6	7 058	23	(D)	70	39 685
1	(D)	6	10 306	82	47 917	8	1 420	—	—	1	(D)	11	11 278
2	(D)	—	—	1	(D)	—	—	—	—	—	—	7	1626
12	3 615	23	17 243	135	67 145	26	6 142	5	1 120	9	1 986	56	30 880
12	5 538	33	15 007	67	30 128	32	6 675	3	(D)	8	3 561	89	53 174
2	(D)	8	2 506	122	91 587	29	6 664	1	(D)	2	(D)	38	10 410
6	1 072	10	2 341	32	16 934	10	1 851	1	(D)	3	(D)	17	5 572
—	(D)	4	1 521	25	15 467	8	1 268	—	—	2	(D)	12	1 255
2	(D)	5	(D)	4	756	2	(D)	—	—	7	1 055	6	(D)
8	3 008	17	10 064	165	158 628	33	10 551	7	935	3	795	108	86 214
3	(D)	—	—	2	(D)	—	—	—	—	—	—	1	(D)
4	1 158	4	(D)	8	2 010	—	—	1	(D)	2	(D)	10	725
2	(D)	8	1 860	7	(D)	1	(D)	—	—	1	(D)	12	2 254
8	14 739	4	(D)	6	2 227	—	—	—	—	—	—	2	(D)
—	(D)	3	(D)	52	22 832	8	1 386	2	(D)	1	(D)	14	1 711
4	352	5	1 464	10	2 541	2	(D)	1	(D)	—	—	7	1 335
1	(D)	4	1 010	46	23 889	6	(D)	1	(D)	2	(D)	14	4 235
—	(D)	—	—	1	(D)	—	—	1	(D)	—	—	—	—
12	7 371	12	14 056	25	18 940	10	4 541	4	5 839	4	(D)	50	104 461
1	(D)	3	(D)	2	(D)	1	(D)	—	—	2	(D)	2	(D)
1	(D)	3	(D)	2	(D)	6	2 966	2	(D)	2	(D)	26	51 117
69	64 826	34	21 933	139	139 942	38	11 316	16	6 737	18	8 533	161	(D)
9	4 282	2	(D)	7	3 206	3	352	—	—	2	(D)	11	4 083
25	8 863	42	19 635	252	172 761	54	15 706	3	(D)	10	(D)	164	90 563
2	(D)	1	(D)	7	4 838	1	(D)	1	(D)	—	—	4	(D)
2	(D)	1	(D)	1	(D)	—	—	—	—	—	—	1	(D)
14	16 886	5	1 084	42	23 248	7	3 036	—	—	3	(D)	27	24 213
1	(D)	1	(D)	—	—	—	—	—	—	1	(D)	1	(D)

SERVICE INDUSTRIES—GEOGRAPHIC AREA SERIES

Places With 2,500 Inhabitants or More: 1992 —Con.

appendix A. For information on geographic areas followed by ▲, see appendix F]

Selected kind-of-business or operation groups —Con.													
Miscellaneous repair services (SIC 76)		Amusement and recreation services, including motion pictures and museums (SIC 78, 79, 84)		Health services (SIC 80)		Legal services (SIC 81)		Selected educational services (SIC 823, 4, 9)		Social services (SIC 83)		Engineering, accounting, research, management, and related services (except noncommercial research organizations) (SIC 87 ex. 8733)	
Number	Receipts (\$1,000)	Number	Receipts (\$1,000)	Number	Receipts (\$1,000)	Number	Receipts (\$1,000)	Number	Receipts (\$1,000)	Number	Receipts (\$1,000)	Number	Receipts (\$1,000)
4	2 878	2	(D)	1	(D)	—	—	—	—	—	—	—	1
8	3 850	6	2 859	27	17 352	—	—	—	—	4	(D)	10	(D) 2
4	(D)	1	(D)	4	1 553	4	(D)	—	—	1	(D)	2	(D) 3
1	(D)	1	(D)	1	(D)	—	—	—	—	—	—	—	4
10	2 798	16	9 136	56	(D)	9	(D)	2	(D)	4	(D)	20	7 979 5
—	—	—	—	—	—	—	—	—	—	—	—	—	(D) 6
—	—	—	—	60	28 548	8	3 016	2	(D)	3	1 348	31	43 205 7
—	—	5	765	26	6 779	3	(D)	2	(D)	2	(D)	20	6 958 8
17	14 393	16	4 842	37	55 271	8	2 042	3	(D)	7	2 031	59	(D) 9
2	(D)	5	2 077	4	1 335	3	(D)	—	—	—	—	1	(D) 10
4	2 046	16	5 572	82	41 305	15	3 182	1	(D)	10	1 709	68	19 438 11
5	1 104	4	1 336	65	23 545	8	2 086	4	802	1	(D)	21	5 074 12
10	5 038	6	506	17	6 155	3	(D)	1	(D)	—	—	9	2 657 13
45	(D)	48	(D)	153	123 761	10	(D)	6	(D)	21	(D)	118	(D) 14
10	2 367	10	3 162	38	13 729	7	1 815	1	(D)	3	(D)	10	2 844 15
3	578	7	(D)	29	9 496	6	(D)	1	(D)	1	(D)	9	(D) 16
7	1 789	3	(D)	9	4 233	1	(D)	—	—	2	(D)	1	(D) 17
5	870	6	496	7	2 484	3	383	—	—	—	—	2	(D) 18
5	870	6	496	7	2 484	3	383	—	—	—	—	2	(D) 20
19	2 450	35	7 789	93	78 563	31	6 516	4	(D)	6	(D)	39	6 442 21
10	925	17	2 296	29	20 656	16	3 638	3	224	2	(D)	23	4 353 22
2	(D)	3	(D)	7	3 975	2	(D)	—	—	—	—	1	(D) 23
1	(D)	6	2 044	14	8 122	3	234	1	(D)	1	(D)	1	(D) 24
1	(D)	6	1 765	30	41 610	8	1 884	—	—	1	(D)	9	1 657 25
5	(D)	3	(D)	13	4 200	2	(D)	—	—	2	(D)	5	(D) 26
3	(D)	6	820	16	5 998	7	2 060	—	—	—	—	5	1 407 27
1	(D)	5	(D)	13	5 479	6	(D)	—	—	—	—	4	(D) 28
2	(D)	1	(D)	3	519	1	(D)	—	—	—	—	1	(D) 29
8	1 585	5	(D)	33	12 377	9	1 106	1	(D)	—	—	4	836 30
2	(D)	2	(D)	7	3 210	2	(D)	1	(D)	—	—	—	31
1	(D)	1	(D)	13	5 400	4	522	—	—	—	—	1	(D) 32
2	(D)	1	(D)	4	642	1	(D)	—	—	—	—	—	33
3	573	1	(D)	9	3 125	2	(D)	—	—	—	—	3	(D) 34
330	233 315	341	231 794	1 770	1 172 261	470	160 783	85	82 897	185	60 173	1 373	1 544 799 35
34	34 601	11	5 315	41	14 344	15	3 625	2	(D)	7	1 289	41	23 419 36
2	(D)	7	5 017	10	5 573	—	—	—	—	3	1 245	6	6 655 37
—	—	2	(D)	6	3 273	—	—	—	—	—	—	6	(D) 38
25	(D)	10	2 168	17	(D)	4	980	1	(D)	1	(D)	24	28 345 39
2	(D)	6	3 208	63	37 921	16	3 609	3	(D)	2	(D)	33	11 067 41
6	(D)	4	(D)	26	(D)	2	(D)	—	—	—	—	17	20 809 42
14	13 417	15	10 906	54	35 393	7	(D)	—	—	7	2 559	22	13 979 44
—	—	—	—	—	—	—	—	—	—	—	—	—	45
1	(D)	2	(D)	8	2 385	2	(D)	2	(D)	2	(D)	14	9 606 46
9	3 358	6	3 857	25	8 524	3	868	2	(D)	6	1 654	21	7 369 47
22	27 785	16	3 964	159	101 806	29	6 516	7	3 181	11	(D)	106	510 043 48
3	(D)	4	(D)	4	3 190	—	—	—	—	—	—	4	(D) 49
20	17 761	13	6 892	158	121 257	22	5 387	3	(D)	11	5 398	89	39 971 50
5	3 241	12	6 910	22	7 542	2	(D)	—	—	3	(D)	13	3 925 51
5	(D)	16	3 863	65	63 326	25	7 830	5	524	7	2 401	75	56 705 52
3	(D)	14	(D)	1	(D)	—	—	—	—	1	(D)	3	(D) 53
9	5 872	7	(D)	137	121 936	24	(D)	8	(D)	6	(D)	61	31 779 54
—	—	—	—	7	4 545	3	(D)	—	—	3	(D)	30	51 815 55
1	(D)	—	—	—	—	—	—	—	—	—	—	—	(D) 56
9	3 527	9	3 951	33	10 300	12	6 553	2	(D)	5	1 532	50	164 683 57
21	14 799	28	38 866	91	70 603	14	3 479	6	2 817	15	3 251	75	43 077 58
29	(D)	35	(D)	228	128 231	53	17 790	14	2 423	31	7 764	164	92 006 59
6	(D)	10	(D)	160	79 569	43	(D)	3	(D)	4	4 992	136	205 474 60
10	(D)	8	(D)	30	(D)	7	(D)	—	—	—	—	3	(D) 61
1	(D)	—	—	1	(D)	—	—	—	—	—	—	—	(D) 62
—	—	—	—	5	1 598	3	435	—	—	—	—	—	(D) 63
16	6 409	8	4 128	30	15 088	5	840	1	(D)	3	(D)	20	5 586 64
2	(D)	11	2 319	17	3 503	6	953	3	947	5	548	8	1 607 65
8	1 417	7	2 801	11	11 254	5	1 142	1	(D)	1	(D)	15	4 967 66
11	7 616	16	6 368	42	34 458	8	3 116	5	1 974	6	1 611	40	32 978 67
15	3 223	16	11 130	115	88 691	117	51 773	6	(D)	14	4 947	98	37 413 68
2	(D)	5	1 710	37	23 281	1	(D)	—	—	1	(D)	28	25 937 69
5	870	3	889	25	21 566	5	(D)	—	—	3	(D)	5	5 334 70
6	3 393	6	(D)	20	(D)	2	(D)	—	—	4	529	15	7 989 71
5	2 192	7	8 200	36	11 156	3	(D)	1	(D)	6	1 633	14	1 796 72
23	(D)	31	(D)	86	52 982	32	(D)	9	6 025	14	9 108	102	83 251 73
4	427	6	1 301	21	8 216	10	2 459	—	—	2	(D)	11	2 759 74
2	(D)	6	1 301	16	7 297	10	2 459	—	—	2	(D)	10	(D) 75
2	(D)	—	—	5	919	—	—	—	—	—	—	1	(D) 76
3	(D)	2	(D)	6	1 899	4	311	—	—	1	(D)	6	346 77
8	4 115	20	3 628	59	35 982	11	3 504	—	—	6	658	17	3 064 78
3	(D)	15	2 673	55	34 329	11	3 504	—	—	5	(D)	14	2 701 79
5	(D)	5	955	4	1 653	—	—	—	—	1	(D)	3	363 80
5	1 290	9	974	22	8 136	6	2 049	—	—	5	1 155	5	937 81
—	—	4	474	20	(D)	5	(D)	—	—	2	(D)	3	(D) 82
5	1 290	5	500	2	(D)	1	(D)	—	—	3	(D)	2	(D) 83

Table 4. Summary Statistics for Firms Subject to Federal Income Tax for Counties and for

[Includes only establishments with payroll. For meaning of abbreviations and symbols, see introductory text. For explanation of terms and comparability of 1987 and 1992 censuses, see

	Geographic area	Establishments (number)	Receipts (\$1,000)	Annual payroll (\$1,000)	First-quarter payroll (\$1,000)	Paid employees for pay period including March 12 (number)	Selected kind-of-business or operation groups							
							Hotels, rooming houses, camps, and other lodging places (except membership lodging) (SIC 70 ex. 704)		Personal services (SIC 72)		Business services (SIC 73)		Automotive repair, services, and parking (SIC 75)	
							Number	Receipts (\$1,000)	Number	Receipts (\$1,000)	Number	Receipts (\$1,000)	Number	Receipts (\$1,000)
1	Ford County -----	80	21 272	6 522	1 590	446	2	(D)	10	1 223	9	4 870	9	1 452
2	Gibson -----	35	8 719	2 730	673	180	1	(D)	3	(D)	5	1 495	4	589
3	Paxton -----	33	8 517	2 901	719	200	1	(D)	7	(D)	2	(D)	3	(D)
4	Balance of county -----	12	4 036	891	198	66	-	-	-	-	2	(D)	2	(D)
5	Franklin County -----	170	49 427	17 542	4 083	1 188	6	4 868	25	3 202	18	6 459	12	961
6	Benton -----	65	16 178	5 254	1 245	349	3	(D)	9	1 087	6	2 460	-	-
7	Christopher -----	9	736	227	56	18	-	(D)	1	(D)	-	-	1	(D)
8	West Frankfort -----	58	18 974	6 189	1 468	387	1	(D)	11	1 400	6	732	3	254
9	Balance of county -----	38	13 539	5 872	1 314	434	2	(D)	4	(D)	6	3 267	8	(D)
10	Fulton County -----	153	48 911	18 101	4 206	1 249	2	(D)	21	3 200	9	989	20	3 836
11	Canton -----	82	32 639	12 584	2 915	747	1	(D)	15	2 099	4	408	9	1 844
12	Farmington -----	17	4 799	1 837	132	2	-	(D)	2	(D)	-	-	1	(D)
13	Lewistown -----	19	4 252	1 235	278	140	1	(D)	1	(D)	-	-	2	(D)
14	Balance of county -----	35	7 221	2 445	575	230	-	-	3	(D)	5	581	8	(D)
15	Gallatin County -----	21	5 491	2 004	477	198	2	(D)	2	(D)	1	(D)	2	(D)
16	Greene County -----	52	8 699	2 617	643	263	2	(D)	7	1 348	2	(D)	3	281
17	Carrollton -----	19	2 768	792	190	60	1	(D)	2	(D)	-	-	1	(D)
18	White Hall -----	12	3 347	1 181	310	136	-	(D)	1	(D)	1	(D)	1	(D)
19	Balance of county -----	21	2 584	644	143	67	1	(D)	4	(D)	1	(D)	1	(D)
20	Grundy County -----	186	68 154	27 208	6 733	1 419	5	2 633	22	7 450	25	17 752	20	4 503
21	Channahon (part) -----	1	(D)	(D)	(D)	AA	-	-	1	(D)	-	-	-	-
22	Coal City (part) ▲ -----	30	6 837	3 019	672	146	-	-	3	242	2	(D)	4	611
23	Dwight (part) ▲ -----	-	-	-	-	-	-	-	-	-	-	-	-	-
24	Minooka (part) ▲ -----	6	(D)	(D)	(D)	BB	-	-	-	-	1	(D)	-	-
25	Morris -----	117	49 215	18 090	4 602	960	4	(D)	14	6 865	14	10 595	11	3 154
26	Balance of county -----	32	(D)	(D)	(D)	EE	1	(D)	4	(D)	8	(D)	5	738
27	Hamilton County -----	24	4 124	1 179	259	62	-	-	3	(D)	-	-	4	493
28	McLeansboro -----	21	(D)	(D)	(D)	BB	-	-	3	(D)	-	-	1	(D)
29	Balance of county -----	3	(D)	(D)	(D)	AA	-	-	-	-	-	-	3	(D)
30	Hancock County -----	81	18 749	5 921	1 202	395	6	547	11	1 264	6	3 347	11	1 569
31	Carthage -----	27	7 026	1 638	387	115	3	(D)	1	(D)	2	(D)	2	(D)
32	Hamilton -----	14	5 386	2 149	466	167	-	(D)	3	(D)	1	(D)	1	(D)
33	Balance of county -----	40	6 337	2 134	349	113	3	(D)	7	724	3	(D)	8	1 161
34	Hardin County -----	18	3 374	1 014	192	114	2	(D)	2	(D)	-	-	1	(D)
35	Henderson County -----	18	1 902	538	142	39	-	-	6	433	-	-	4	512
36	Henry County -----	221	46 677	13 136	3 234	1 138	8	(D)	34	4 737	21	5 827	28	4 794
37	Coal Valley (part) ▲ -----	-	-	-	-	-	-	-	-	-	-	-	-	-
38	Galva -----	11	2 211	684	164	45	1	(D)	1	(D)	-	-	1	(D)
39	Geneseo -----	53	12 252	3 558	914	244	1	(D)	7	1 601	6	1 600	6	796
40	Green Rock -----	3	128	26	9	2	1	(D)	-	-	1	(D)	1	(D)
41	Kewanee -----	79	18 570	6 273	1 549	526	3	736	14	1 881	7	1 181	8	1 661
42	Balance of county -----	75	13 516	2 595	598	321	2	(D)	12	(D)	7	(D)	12	(D)
43	Iroquois County -----	133	30 884	11 124	2 376	685	3	(D)	17	2 454	15	2 165	16	2 711
44	Watseka -----	53	13 504	6 186	1 295	284	2	(D)	8	1 330	5	477	4	598
45	Balance of county -----	80	17 380	4 938	1 081	401	1	(D)	9	1 124	10	1 688	12	2 113
46	Jackson County -----	347	129 447	50 221	10 670	2 619	10	4 226	44	7 388	51	12 094	35	8 185
47	Carbondale -----	218	99 168	39 847	8 562	1 967	6	3 321	31	5 467	30	8 840	17	4 615
48	Murphysboro -----	69	18 552	6 684	1 229	370	1	(D)	8	1 409	8	997	8	1 977
49	Balance of county -----	60	11 727	3 690	879	282	3	(D)	5	512	13	2 257	10	1 593
50	Jasper County -----	39	7 388	2 024	453	183	-	-	5	843	3	(D)	6	1 102
51	Newton -----	33	6 252	1 784	404	169	5	-	5	843	3	(D)	5	(D)
52	Balance of county -----	6	1 136	240	49	14	-	-	-	-	-	-	1	(D)
53	Jefferson County -----	253	125 172	46 097	10 800	3 009	9	8 869	22	3 442	26	21 661	24	5 716
54	Mount Vernon -----	218	118 770	44 682	10 518	2 852	8	(D)	18	3 127	20	20 450	19	5 186
55	Balance of county -----	35	6 402	1 415	282	157	1	(D)	4	315	6	1 211	5	530
56	Jersey County -----	87	22 621	7 306	1 596	588	9	4 341	11	1 543	9	(D)	9	1 811
57	Jerseyville -----	75	16 550	5 658	1 276	432	4	(D)	11	1 543	8	313	8	(D)
58	Balance of county -----	12	6 071	1 648	320	156	5	(D)	-	-	1	(D)	1	(D)
59	Jo Daviess County -----	126	71 289	22 429	3 278	1 366	25	27 501	12	1 067	8	892	19	3 309
60	Galena -----	57	32 527	9 656	1 934	752	14	19 377	5	(D)	5	718	4	(D)
61	Balance of county -----	69	38 762	12 773	1 344	614	11	8 124	7	(D)	3	174	15	(D)
62	Johnson County -----	31	6 970	1 842	538	180	3	299	3	(D)	3	(D)	4	816
63	Kane County -----	2 385	1 177 951	481 271	102 533	20 854	17	9 947	273	65 107	473	276 939	227	95 613
64	Algonquin (part) ▲ -----	8	2 281	668	143	19	-	-	-	-	2	(D)	3	1 190
65	Aurora (part) ▲ -----	578	321 426	144 577	31 845	6 745	5	2 389	74	18 021	96	44 166	64	29 508
66	Barrington Hills (part) ▲ -----	1	(D)	(D)	(D)	AA	-	-	-	-	-	-	-	-
67	Bartlett (part) ▲ -----	3	(D)	(D)	(D)	AA	-	-	-	-	-	(D)	-	-
68	Batavia (part) ▲ -----	146	39 737	13 333	2 858	834	-	-	10	2 593	43	10 860	16	7 002
69	Carpentersville -----	40	10 740	3 188	696	179	-	-	8	537	5	1 716	6	1 565
70	East Dundee (part) ▲ -----	40	(D)	(D)	(D)	EE	-	-	3	310	7	(D)	7	3 116
71	Elgin (part) ▲ -----	532	331 860	131 162	25 991	4 681	3	(D)	51	10 046	109	(D)	46	21 101
72	Geneva -----	235	95 282	40 966	8 680	1 620	3	(D)	21	2 819	42	14 773	11	3 350
73	Hoffman Estates (part) ▲ -----	1	(D)	(D)	(D)	AA	-	-	-	-	1	(D)	-	-

Places With 2,500 Inhabitants or More: 1992 —Con.

appendix A. For information on geographic areas followed by ▲, see appendix F]

Selected kind-of-business or operation groups —Con.														
Miscellaneous repair services (SIC 76)		Amusement and recreation services, including motion pictures and museums (SIC 78, 79, 84)		Health services (SIC 80)		Legal services (SIC 81)		Selected educational services (SIC 823, 4, 9)		Social services (SIC 83)		Engineering, accounting, research, management, and related services (except noncommercial research organizations) (SIC 87 ex. 8733)		
Number	Receipts (\$1,000)	Number	Receipts (\$1,000)	Number	Receipts (\$1,000)	Number	Receipts (\$1,000)	Number	Receipts (\$1,000)	Number	Receipts (\$1,000)	Number	Receipts (\$1,000)	
2	(D)	8	1 229	22	9 756	5	1 687	—	—	1	(D)	12	656	1
1	(D)	3	(D)	12	4 342	2	(D)	—	—	1	(D)	3	(D)	2
1	(D)	2	(D)	7	(D)	3	(D)	—	—	—	—	7	378	3
—	—	3	(D)	3	(D)	—	—	—	—	—	—	2	(D)	4
11	6 523	16	1 272	47	15 863	18	3 706	—	—	3	124	14	6 449	5
3	(D)	5	633	21	5 446	13	2 409	—	—	2	(D)	3	(D)	6
1	(D)	3	(D)	1	(D)	1	(D)	—	—	—	—	1	(D)	7
4	(D)	5	230	18	6 389	3	(D)	—	—	—	—	7	5 111	8
3	(D)	3	(D)	7	(D)	1	(D)	—	—	1	(D)	3	(D)	9
5	1 042	18	3 532	46	30 218	14	3 473	—	—	8	(D)	10	1 989	10
4	(D)	7	2 063	24	21 364	8	1 920	—	—	4	(D)	6	1 467	11
—	—	3	(D)	8	3 674	2	(D)	—	—	1	(D)	—	—	12
—	—	3	(D)	6	1 885	4	(D)	—	—	—	—	2	(D)	13
1	(D)	5	976	8	3 295	—	—	—	—	3	64	2	(D)	14
2	(D)	1	(D)	3	(D)	4	383	—	—	1	(D)	3	214	15
—	—	8	496	15	4 237	9	998	—	—	2	(D)	4	496	16
—	—	2	(D)	6	920	6	825	—	—	—	—	1	(D)	17
—	—	1	(D)	3	(D)	3	173	—	—	—	—	2	(D)	18
—	—	5	(D)	6	(D)	—	—	—	—	2	(D)	1	(D)	19
7	2 324	21	3 332	45	17 943	18	5 904	1	(D)	3	(D)	18	5 804	20
1	(D)	3	246	6	2 098	4	761	—	—	2	(D)	5	(D)	21
1	(D)	1	(D)	1	(D)	—	—	—	—	—	—	2	(D)	23
3	899	12	2 369	33	14 764	14	5 143	1	(D)	—	—	10	2 585	24
2	(D)	5	(D)	5	(D)	—	—	—	—	1	(D)	1	(D)	25
—	—	—	—	8	1 859	6	871	—	—	—	—	3	(D)	27
—	—	—	—	8	1 859	6	871	—	—	—	—	3	(D)	28
—	—	—	—	—	—	—	—	—	—	—	—	—	—	29
2	(D)	5	455	22	7 798	5	1 734	2	(D)	2	(D)	9	783	30
—	—	2	(D)	9	3 168	3	(D)	—	—	2	(D)	3	412	31
—	—	1	(D)	6	3 849	1	(D)	—	—	—	—	1	(D)	32
2	(D)	2	(D)	7	781	1	(D)	2	(D)	—	—	5	(D)	33
—	—	4	267	6	1 952	1	(D)	—	—	1	(D)	1	(D)	34
1	(D)	2	(D)	3	482	2	(D)	—	—	—	—	—	—	35
12	1 879	18	3 355	58	16 828	22	4 205	—	—	6	(D)	13	1 973	36
—	—	1	(D)	5	1 188	2	(D)	—	—	—	—	—	—	37
2	(D)	2	(D)	17	4 726	6	1 323	—	—	—	—	5	(D)	38
—	—	2	(D)	—	—	—	—	—	—	—	—	—	—	39
5	828	7	1 102	20	9 275	9	1 119	—	—	1	(D)	5	(D)	40
5	(D)	8	(D)	16	1 639	5	(D)	—	—	5	(D)	3	(D)	41
—	—	—	—	—	—	—	—	—	—	—	—	—	—	42
14	3 354	15	1 823	32	13 259	8	1 370	—	—	1	(D)	12	2 242	43
2	(D)	3	(D)	17	7 457	6	(D)	—	—	1	(D)	5	1 580	44
12	(D)	12	(D)	15	5 802	2	(D)	—	—	—	—	7	662	45
12	2 305	21	5 567	89	52 369	32	15 571	2	(D)	9	(D)	40	12 936	46
5	(D)	11	4 713	63	44 868	20	10 020	1	(D)	4	(D)	29	9 130	47
2	(D)	4	455	19	5 789	12	5 551	—	—	1	(D)	6	1 876	48
5	(D)	6	399	7	1 712	—	—	1	(D)	4	288	5	1 930	49
7	1 282	4	(D)	7	1 088	4	301	—	—	2	(D)	1	(D)	50
2	(D)	4	(D)	7	1 088	4	301	—	—	2	(D)	1	(D)	51
5	(D)	—	—	—	—	—	—	—	—	—	—	—	—	52
8	2 566	20	3 910	81	53 133	17	7 572	—	—	8	(D)	34	16 180	53
3	(D)	15	3 302	80	(D)	17	7 572	—	—	7	1 220	29	15 297	54
5	(D)	5	608	1	(D)	—	—	—	—	1	(D)	5	883	55
2	(D)	12	2 566	20	9 235	8	1 497	—	—	5	199	2	(D)	56
1	(D)	8	(D)	20	9 235	8	1 497	—	—	5	199	2	(D)	57
—	—	4	(D)	—	—	—	—	—	—	—	—	—	—	58
5	416	16	24 015	24	6 974	9	1 605	1	(D)	1	(D)	6	(D)	59
3	(D)	6	(D)	10	2 398	5	1 156	—	—	1	(D)	4	(D)	60
2	(D)	10	(D)	14	4 576	4	449	1	(D)	—	—	2	(D)	61
1	(D)	1	(D)	12	4 219	1	(D)	—	—	1	(D)	2	(D)	62
111	33 594	138	81 211	572	357 089	185	65 816	15	3 290	48	11 267	306	169 678	63
1	(D)	—	—	1	(D)	—	—	—	—	—	—	1	(D)	64
21	(D)	33	13 283	160	136 662	55	26 600	3	(D)	9	1 493	55	43 131	65
—	—	—	—	1	(D)	—	—	—	—	—	—	2	(D)	66
7	1 707	7	2 716	23	7 894	9	1 091	—	—	5	822	26	5 052	67
—	—	—	—	—	—	—	—	—	—	—	—	—	—	68
3	(D)	3	2 320	8	1 975	3	798	—	—	—	—	4	(D)	69
1	(D)	4	(D)	7	3 146	2	(D)	—	—	1	(D)	7	1 299	70
16	(D)	21	20 585	159	106 706	50	17 929	6	(D)	11	(D)	58	30 133	71
10	2 741	6	1 959	69	34 499	23	6 144	—	—	6	2 388	39	25 552	72

Places With 2,500 Inhabitants or More: 1992 —Con.

appendix A. For information on geographic areas followed by ▲, see appendix F]

Selected kind-of-business or operation groups —Con.													
Miscellaneous repair services (SIC 76)		Amusement and recreation services, including motion pictures and museums (SIC 78, 79, 84)		Health services (SIC 80)		Legal services (SIC 81)		Selected educational services (SIC 823, 4, 9)		Social services (SIC 83)		Engineering, accounting, research, management, and related services (except noncommercial research organizations) (SIC 87 ex. 8733)	
Number	Receipts (\$1,000)	Number	Receipts (\$1,000)	Number	Receipts (\$1,000)	Number	Receipts (\$1,000)	Number	Receipts (\$1,000)	Number	Receipts (\$1,000)	Number	Receipts (\$1,000)
5	3 424	3	(D)	5	3 532	1	(D)	—	—	1	(D)	1	(D)
2	(D)	4	8 673	12	6 111	3	(D)	—	—	4	577	4	577
13	(D)	27	11 267	71	(D)	24	7 313	2	(D)	4	(D)	56	(D)
—	—	—	—	—	—	—	—	1	(D)	—	—	3	(D)
3	(D)	3	(D)	8	8 254	—	—	—	—	2	(D)	4	(D)
6	653	3	1 119	13	3 615	9	3 289	1	(D)	3	(D)	10	4 676
23	6 939	24	9 223	35	9 659	6	759	1	(D)	6	875	36	10 295
36	8 316	39	11 860	157	86 513	48	9 231	3	(D)	18	2 233	45	11 490
4	(D)	6	(D)	37	(D)	2	(D)	1	(D)	5	(D)	11	1 475
7	1 928	6	662	13	(D)	1	(D)	1	(D)	1	(D)	3	1 406
12	3 165	16	7 863	87	(D)	41	8 002	1	(D)	8	1 140	21	7 383
1	(D)	5	(D)	6	(D)	—	—	—	—	3	(D)	1	(D)
1	(D)	1	(D)	3	820	3	(D)	—	—	—	—	1	(D)
11	2 127	5	1 078	11	(D)	—	—	—	—	1	(D)	8	(D)
6	882	13	3 312	24	10 359	7	1 310	—	—	7	(D)	16	2 092
—	—	—	—	—	—	—	—	—	—	—	—	—	—
3	214	2	(D)	7	4 424	1	(D)	—	—	1	(D)	4	(D)
1	(D)	2	(D)	5	970	3	334	—	—	2	(D)	3	357
—	—	—	—	—	—	—	—	—	—	—	—	—	—
1	(D)	3	1 036	12	4 965	2	(D)	—	—	1	(D)	3	(D)
1	(D)	6	(D)	—	—	1	(D)	—	—	3	189	6	678
11	2 159	25	5 317	75	56 874	12	5 583	3	36	4	358	23	10 305
—	—	1	(D)	3	(D)	—	—	—	—	—	—	—	—
9	(D)	21	4 751	68	53 797	11	(D)	—	—	3	(D)	20	(D)
1	(D)	1	(D)	4	(D)	1	(D)	—	—	1	(D)	—	—
1	(D)	2	(D)	—	—	—	—	2	(D)	—	—	3	(D)
147	45 486	269	275 670	972	760 147	263	91 228	47	14 330	79	19 599	690	660 681
5	896	14	3 274	14	5 030	5	915	2	(D)	1	(D)	10	3 944
6	(D)	11	10 866	63	47 802	12	2 056	7	(D)	1	(D)	47	16 546
1	(D)	2	(D)	—	—	—	—	—	—	—	—	1	(D)
1	(D)	—	—	—	—	—	—	—	—	—	—	—	—
3	(D)	4	795	19	9 776	3	(D)	1	(D)	1	(D)	11	7 052
—	—	—	—	—	—	—	—	—	—	—	—	—	—
1	(D)	20	(D)	51	41 209	16	3 289	6	3 382	2	(D)	93	77 267
—	—	4	967	4	1 930	2	(D)	—	—	2	(D)	3	(D)
2	(D)	5	720	19	5 889	3	(D)	2	(D)	3	(D)	7	1 551
3	(D)	5	(D)	47	30 632	7	(D)	1	(D)	3	(D)	24	13 608
1	(D)	1	(D)	2	(D)	—	—	—	—	—	—	3	193
6	1 604	23	5 929	156	89 220	30	11 431	8	1 015	3	(D)	85	22 608
—	—	3	516	3	(D)	1	(D)	—	—	1	(D)	1	(D)
2	(D)	1	(D)	2	(D)	2	(D)	—	—	1	(D)	3	(D)
—	—	—	—	—	—	—	—	1	(D)	—	—	—	(D)
6	(D)	2	(D)	8	2 783	1	(D)	—	—	2	(D)	30	9 225
4	1 227	16	26 304	70	63 191	15	6 967	3	598	4	1 017	45	15 905
2	(D)	2	(D)	1	(D)	1	(D)	—	—	—	—	4	450
4	(D)	10	4 038	38	12 259	5	2 007	1	(D)	7	1 202	15	2 835
13	5 945	13	2 964	100	64 054	32	7 558	2	(D)	10	1 983	60	21 167
3	(D)	3	(D)	15	(D)	3	(D)	3	259	1	(D)	39	16 427
2	(D)	2	(D)	5	(D)	1	(D)	—	—	3	219	1	(D)
—	—	2	(D)	5	1 364	2	(D)	—	—	—	—	7	3 835
10	3 815	14	12 210	16	4 968	9	1 472	1	(D)	4	(D)	16	5 460
4	859	2	(D)	7	2 883	1	(D)	—	—	1	(D)	—	—
1	(D)	—	—	1	(D)	—	—	—	—	—	—	—	(D)
—	—	4	1 199	11	15 217	—	—	—	—	2	(D)	7	2 013
1	(D)	2	(D)	6	1 714	1	(D)	—	—	—	—	2	(D)
2	(D)	3	(D)	9	6 271	—	—	—	—	1	(D)	3	(D)
—	—	—	—	—	—	—	—	—	—	—	—	—	—
3	(D)	1	(D)	—	—	—	—	—	—	—	—	—	—
10	1 569	11	15 449	48	22 492	5	3 211	3	358	5	(D)	26	24 100
16	4 244	8	(D)	17	6 139	1	(D)	—	—	1	(D)	9	1 900
—	—	25	13 011	130	93 138	90	40 306	2	(D)	3	332	37	20 912
—	—	—	—	—	—	—	—	—	—	—	—	—	(D)
—	—	3	(D)	2	(D)	1	(D)	—	—	—	—	3	329
3	(D)	7	1 618	25	85 487	7	(D)	—	—	—	—	5	(D)
31	(D)	46	(D)	78	81 201	7	1 496	4	308	16	(D)	89	380 509
25	17 543	63	13 372	186	74 979	57	17 396	5	(D)	12	(D)	61	19 902
7	3 389	9	1 635	25	7 222	9	2 094	1	(D)	2	(D)	10	4 354
—	—	3	(D)	4	624	3	(D)	—	—	—	—	3	(D)
2	(D)	2	(D)	19	7 316	7	997	1	(D)	2	(D)	4	686
—	—	—	—	5	1 028	1	(D)	—	—	—	—	2	(D)
3	961	20	3 731	56	26 151	20	8 407	1	(D)	4	(D)	22	6 986
3	(D)	10	3 081	27	12 940	10	4 010	—	—	—	—	12	4 602
5	(D)	9	2 429	36	15 194	7	1 416	—	—	3	(D)	7	(D)
5	(D)	10	2 054	14	4 504	—	—	1	(D)	1	(D)	1	(D)
—	—	—	—	—	—	—	—	—	—	—	—	—	—
5	494	2	(D)	23	10 444	7	2 693	—	—	1	(D)	3	(D)
—	—	1	(D)	11	3 571	6	(D)	—	—	—	—	2	(D)
5	494	1	(D)	12	6 873	1	(D)	—	—	—	—	1	(D)
—	—	—	—	—	—	—	—	—	—	—	—	—	—
14	4 860	12	2 074	38	41 635	15	2 414	3	(D)	5	425	10	10 908
10	2 662	6	670	29	34 627	14	(D)	2	(D)	4	(D)	10	10 908
4	2 198	6	1 404	9	7 008	1	(D)	1	(D)	1	(D)	—	—
8	1 687	14	2 347	46	17 294	21	4 903	1	(D)	4	(D)	14	4 241
—	—	1	(D)	9	3 515	3	470	—	—	—	—	2	(D)
1	(D)	3	145	13	3 554	6	1 476	—	—	2	(D)	2	(D)
2	(D)	7	846	19	9 491	12	2 957	1	(D)	1	(D)	6	2 726
—	—	—	—	—	—	—	—	—	—	—	—	—	—
5	(D)	3	(D)	5	734	—	—	—	—	1	(D)	4	1 020

Places With 2,500 Inhabitants or More: 1992 —Con.

appendix A. For information on geographic areas followed by ▲, see appendix F]

Selected kind-of-business or operation groups —Con.														
Miscellaneous repair services (SIC 76)		Amusement and recreation services, including motion pictures and museums (SIC 78, 79, 84)		Health services (SIC 80)		Legal services (SIC 81)		Selected educational services (SIC 823, 4, 9)		Social services (SIC 83)		Engineering, accounting, research, management, and related services (except noncommercial research organizations) (SIC 87 ex. 8733)		
Number	Receipts (\$1,000)	Number	Receipts (\$1,000)	Number	Receipts (\$1,000)	Number	Receipts (\$1,000)	Number	Receipts (\$1,000)	Number	Receipts (\$1,000)	Number	Receipts (\$1,000)	
4	270	10	1 785	29	14 361	13	5 515	1	(D)	3	(D)	9	1 468	1
2	(D)	8	(D)	25	13 837	13	5 515	1	(D)	2	(D)	9	1 468	2
2	(D)	2	(D)	4	524	—	—	—	—	1	(D)	—	—	3
8	1 028	13	2 027	49	18 697	10	2 317	1	(D)	10	(D)	18	3 452	4
2	(D)	5	512	3	683	4	747	—	—	1	(D)	1	(D)	5
4	(D)	5	1 201	43	15 874	6	1 570	1	(D)	7	(D)	16	(D)	6
2	(D)	3	314	3	2 140	—	—	—	—	2	(D)	1	(D)	7
70	16 567	93	39 068	296	134 566	85	28 243	5	535	32	6 383	183	94 075	8
4	(D)	7	3 876	19	(D)	4	(D)	—	—	3	1 061	9	(D)	9
—	—	—	—	2	(D)	1	(D)	—	—	—	—	—	—	10
4	1 223	2	(D)	11	2 512	2	(D)	—	—	5	873	17	4 102	11
12	2 111	22	5 867	102	44 114	31	13 358	2	(D)	6	1 434	47	50 470	12
—	—	—	—	—	—	—	—	—	—	—	—	—	—	13
5	2 996	3	354	2	(D)	1	(D)	—	—	—	—	4	(D)	14
2	(D)	2	(D)	11	2 660	3	494	—	—	1	(D)	7	506	15
—	—	2	(D)	2	(D)	—	—	—	—	—	—	1	(D)	16
3	(D)	2	(D)	4	1 020	—	—	—	—	1	(D)	5	834	17
10	(D)	15	4 629	56	39 297	12	3 327	—	—	11	2 552	41	24 903	18
5	639	3	(D)	9	2 578	3	(D)	—	—	1	(D)	4	1 081	19
10	1 026	10	4 557	39	15 866	20	6 941	—	—	3	(D)	25	3 734	20
15	4 372	25	(D)	39	18 426	8	(D)	3	(D)	1	(D)	23	5 359	21
33	12 267	57	19 897	188	125 428	56	25 121	3	(D)	28	4 643	79	49 530	22
17	10 237	31	11 595	130	86 127	49	23 645	3	(D)	18	(D)	48	31 935	23
—	—	1	(D)	4	(D)	1	(D)	—	—	1	(D)	1	(D)	24
11	1 372	15	3 367	43	32 342	1	(D)	—	—	2	(D)	15	(D)	25
5	658	10	(D)	11	(D)	5	(D)	2	(D)	7	587	15	(D)	26
33	15 053	47	15 307	181	105 504	54	20 298	1	(D)	13	(D)	71	32 421	27
20	11 387	38	13 785	166	100 349	53	(D)	1	(D)	13	(D)	61	29 170	28
—	—	3	351	4	(D)	—	—	—	—	—	—	1	(D)	29
13	3 666	6	1 171	11	(D)	1	(D)	—	—	—	—	9	(D)	30
10	3 222	17	1 592	51	22 965	11	2 969	2	(D)	8	883	14	2 156	31
4	(D)	2	(D)	14	3 369	4	1 691	1	(D)	1	(D)	5	673	32
—	—	2	(D)	4	1 850	2	(D)	—	—	1	(D)	—	—	33
1	(D)	2	(D)	10	4 911	1	(D)	—	—	1	(D)	1	(D)	34
1	(D)	3	(D)	7	3 630	1	(D)	1	(D)	2	(D)	2	(D)	35
4	769	8	592	16	9 205	3	696	—	—	3	(D)	6	(D)	36
77	36 361	121	119 127	431	200 454	128	64 383	9	(D)	43	(D)	116	45 980	37
9	4 322	21	(D)	115	67 501	31	12 878	—	—	7	428	21	6 617	38
3	363	3	(D)	13	6 531	3	(D)	—	—	1	(D)	1	(D)	39
12	(D)	9	(D)	45	14 793	16	3 487	1	(D)	2	(D)	22	(D)	40
1	(D)	5	1 181	19	5 297	4	1 017	3	(D)	1	(D)	5	780	41
6	698	14	2 397	51	27 815	25	15 624	1	(D)	7	1 074	22	7 205	42
—	—	—	—	5	1 149	1	(D)	—	—	1	(D)	2	(D)	43
3	608	4	143	9	5 345	—	—	—	—	2	(D)	—	—	44
11	4 782	16	6 502	75	34 899	23	15 218	1	(D)	6	(D)	14	14 879	45
2	(D)	6	997	17	8 089	5	994	1	(D)	3	(D)	7	1 700	46
2	(D)	2	(D)	—	—	1	(D)	—	—	—	—	—	—	47
—	—	1	(D)	3	1 434	—	—	—	—	—	—	—	—	48
—	—	1	(D)	—	—	—	—	—	—	—	—	—	—	49
1	(D)	3	1 021	12	2 256	3	(D)	—	—	2	(D)	2	(D)	50
1	(D)	—	(D)	2	(D)	—	—	—	—	—	—	—	—	51
6	8 187	6	(D)	21	8 475	8	7 524	—	—	1	(D)	5	(D)	52
20	(D)	30	(D)	44	(D)	8	(D)	2	(D)	10	(D)	15	2 780	53
14	3 164	21	3 280	83	43 078	17	4 615	—	—	9	(D)	24	7 068	54
9	(D)	5	833	59	(D)	10	(D)	—	—	5	(D)	12	5 092	55
2	(D)	8	626	20	9 230	6	813	—	—	2	(D)	7	1 617	56
3	2 115	8	1 821	4	(D)	1	(D)	—	—	2	(D)	5	359	57
4	619	8	1 366	21	8 431	8	872	—	—	1	(D)	3	(D)	58
1	(D)	2	(D)	7	3 760	3	(D)	—	—	—	—	1	(D)	59
3	(D)	6	(D)	14	4 671	5	(D)	—	—	1	(D)	2	(D)	60
4	402	8	718	19	4 737	10	1 336	—	—	2	(D)	3	(D)	61
3	(D)	2	(D)	11	3 792	5	982	—	—	—	—	1	(D)	62
1	(D)	6	(D)	8	945	5	354	—	—	2	(D)	2	(D)	63
2	(D)	3	364	22	8 176	6	1 145	—	—	—	—	5	(D)	64
1	(D)	3	364	20	(D)	6	1 145	—	—	—	—	4	(D)	65
1	(D)	—	—	2	(D)	—	—	—	—	—	—	4	(D)	66
1	(D)	6	666	7	2 896	2	(D)	1	(D)	1	(D)	5	(D)	67
4	1 602	5	927	8	4 808	5	779	—	—	1	(D)	2	(D)	68
2	(D)	5	927	8	4 808	5	779	—	—	1	(D)	1	(D)	69
2	(D)	—	—	—	—	—	—	—	—	—	—	—	(D)	70
3	(D)	12	4 843	24	7 163	14	3 707	—	—	3	(D)	11	(D)	71
1	(D)	5	2 585	13	(D)	7	2 337	—	—	2	(D)	10	(D)	72
1	(D)	6	(D)	9	3 404	7	1 370	—	—	1	(D)	1	(D)	73
1	(D)	1	(D)	2	(D)	—	—	—	—	—	—	—	—	74
8	2 881	8	(D)	43	21 572	18	2 705	1	(D)	5	(D)	16	6 220	75
1	(D)	1	(D)	13	6 318	7	781	—	—	—	—	8	(D)	76
—	—	5	603	25	12 144	7	1 326	—	—	2	(D)	4	(D)	77
—	—	2	(D)	3	(D)	1	(D)	—	—	—	—	1	(D)	78
7	(D)	—	—	2	(D)	3	(D)	1	(D)	3	124	3	(D)	79
12	1 672	18	3 281	67	25 346	11	3 875	2	(D)	8	(D)	13	6 575	80
7	(D)	18	3 281	67	25 346	11	3 875	1	(D)	7	(D)	13	6 575	81
—	—	—	—	—	—	—	—	—	—	—	—	—	—	82
5	(D)	—	—	—	—	—	—	1	(D)	1	(D)	—	—	83
2	(D)	3	(D)	9	3 823	6	1 583	—	—	—	—	4	659	84
2	(D)	—	—	8	(D)	6	1 583	—	—	—	—	2	(D)	85
—	—	3	(D)	1	(D)	—	—	—	—	—	—	2	(D)	86

Places With 2,500 Inhabitants or More: 1992 —Con.

appendix A. For information on geographic areas followed by ▲, see appendix F]

Selected kind-of-business or operation groups —Con.														
Miscellaneous repair services (SIC 76)		Amusement and recreation services, including motion pictures and museums (SIC 78, 79, 84)		Health services (SIC 80)		Legal services (SIC 81)		Selected educational services (SIC 823, 4, 9)		Social services (SIC 83)		Engineering, accounting, research, management, and related services (except noncommercial research organizations) (SIC 87 ex. 8733)		
Number	Receipts (\$1,000)	Number	Receipts (\$1,000)	Number	Receipts (\$1,000)	Number	Receipts (\$1,000)	Number	Receipts (\$1,000)	Number	Receipts (\$1,000)	Number	Receipts (\$1,000)	
9	931	21	4 088	57	19 281	15	3 182	1	(D)	6	(D)	23	1 934	1
—	—	3	468	4	1 003	2	(D)	—	(D)	2	(D)	1	(D)	2
—	—	4	348	11	3 566	4	1 433	—	—	—	—	6	192	3
—	—	1	(D)	4	838	2	(D)	—	—	—	—	1	(D)	4
—	—	6	1 535	24	7 896	4	(D)	—	—	1	(D)	8	1 023	5
9	931	7	(D)	14	5 978	3	305	1	(D)	3	(D)	7	(D)	6
60	31 890	84	33 896	350	285 441	137	83 828	12	(D)	48	13 603	126	91 500	7
7	5 836	6	1 092	7	2 192	1	(D)	1	(D)	1	2 792	4	2 792	8
4	1 159	6	1 203	8	2 266	4	(D)	1	(D)	3	134	4	591	9
—	—	1	(D)	1	(D)	—	—	—	—	—	—	—	—	10
36	20 157	49	20 730	296	268 070	126	81 529	7	2 592	36	11 774	101	79 236	11
3	(D)	2	(D)	12	6 843	3	926	1	(D)	—	—	4	472	12
10	(D)	20	(D)	26	(D)	3	(D)	2	(D)	8	(D)	13	8 409	13
2	(D)	6	498	25	11 152	7	939	—	—	3	131	12	799	14
1	(D)	2	(D)	18	6 951	5	(D)	—	—	1	(D)	8	(D)	15
1	(D)	2	(D)	7	4 201	2	(D)	—	—	1	(D)	3	(D)	16
—	—	2	(D)	—	—	—	—	—	—	—	(D)	1	(D)	17
3	(D)	5	556	14	5 586	7	1 980	—	—	2	(D)	8	2 112	18
—	—	3	(D)	9	3 198	7	1 980	—	—	1	(D)	5	(D)	19
3	(D)	2	(D)	5	2 388	—	—	—	—	1	(D)	3	(D)	20
2	(D)	7	776	19	9 254	9	944	—	—	3	191	6	734	21
1	(D)	5	(D)	14	6 380	9	944	—	—	—	—	4	(D)	22
1	(D)	2	(D)	5	2 874	—	—	—	—	3	191	2	(D)	23
—	—	—	—	5	1 502	2	(D)	—	—	—	—	2	(D)	24
—	—	2	(D)	3	1 171	1	(D)	—	—	—	—	—	—	25
—	—	1	(D)	1	(D)	1	(D)	—	—	1	(D)	2	(D)	26
5	630	15	1 329	41	15 560	9	1 993	—	—	5	222	14	1 486	27
1	(D)	2	(D)	14	7 363	5	1 325	—	—	1	(D)	6	592	28
—	—	3	350	10	3 040	2	(D)	—	—	—	(D)	—	—	29
—	—	2	(D)	10	3 486	2	(D)	—	—	1	(D)	3	(D)	30
4	(D)	8	688	7	1 671	—	—	—	—	2	(D)	5	(D)	31
6	(D)	6	648	21	15 349	10	1 395	—	—	—	—	10	1 509	32
1	(D)	4	(D)	20	(D)	10	1 395	—	—	—	—	9	(D)	33
5	202	1	(D)	1	(D)	—	—	—	—	—	—	1	(D)	34
47	19 051	63	98 912	287	162 957	75	31 672	6	914	20	(D)	86	46 876	35
1	(D)	2	(D)	2	(D)	—	—	—	—	3	146	2	(D)	36
6	(D)	8	(D)	29	14 026	6	(D)	—	—	2	(D)	4	2 019	37
1	(D)	4	(D)	7	2 126	1	(D)	—	—	—	—	1	(D)	38
20	10 143	23	11 954	149	96 071	22	8 639	5	(D)	7	(D)	42	24 890	39
15	(D)	18	(D)	71	29 740	44	20 363	—	—	5	1 358	30	17 547	40
1	(D)	1	(D)	18	12 564	1	(D)	—	—	2	(D)	2	(D)	41
3	(D)	7	(D)	11	(D)	1	(D)	—	—	1	(D)	5	(D)	42
59	16 202	104	35 085	366	252 149	129	95 753	10	(D)	27	3 890	129	51 270	43
15	3 797	35	10 418	186	139 411	98	76 499	4	354	9	1 264	55	17 702	44
5	548	8	1 837	17	12 695	1	(D)	—	—	1	(D)	4	272	45
2	(D)	2	(D)	1	(D)	—	—	—	—	1	(D)	1	(D)	47
—	—	—	—	3	(D)	—	—	—	—	—	—	1	(D)	48
—	—	—	—	—	—	—	—	—	—	—	—	—	—	49
3	283	—	—	4	821	1	(D)	—	—	—	—	2	(D)	50
6	3 006	3	(D)	38	10 693	5	(D)	1	(D)	4	(D)	4	1 569	51
5	(D)	5	5 811	31	26 315	7	5 368	1	(D)	—	—	12	3 390	52
1	(D)	2	(D)	4	(D)	1	(D)	—	—	1	(D)	4	(D)	53
—	—	—	—	—	—	—	—	—	—	—	—	—	—	54
1	(D)	3	(D)	7	4 623	3	190	—	—	—	—	—	—	55
1	(D)	1	(D)	1	(D)	—	—	—	—	—	—	—	—	56
—	—	4	(D)	3	(D)	3	872	—	—	—	—	4	(D)	56
—	—	—	—	4	768	—	—	2	(D)	1	(D)	4	133	57
—	—	—	—	—	—	—	—	—	—	—	—	—	—	58
4	417	5	1 842	20	14 619	2	(D)	—	—	4	642	14	(D)	59
—	—	—	—	—	—	—	—	—	—	—	—	—	—	60
2	(D)	4	551	8	4 877	5	1 312	—	—	—	—	4	1 203	61
1	(D)	2	(D)	—	—	—	—	—	—	—	—	—	—	62
12	(D)	29	(D)	39	(D)	3	(D)	1	(D)	6	(D)	19	(D)	63
3	(D)	13	1 675	46	31 565	16	3 431	—	—	5	335	16	4 021	64
—	—	—	—	16	15 925	3	(D)	—	—	3	(D)	2	(D)	65
2	(D)	8	1 341	24	11 957	11	1 933	—	—	1	(D)	12	3 512	66
1	(D)	5	334	6	3 683	2	(D)	—	—	1	(D)	2	(D)	67
51	(D)	91	49 955	305	315 005	105	(D)	13	(D)	49	(D)	190	(D)	68
—	—	1	(D)	4	2 033	—	—	—	—	2	(D)	—	(D)	69
3	(D)	1	(D)	3	528	—	—	—	—	2	(D)	1	(D)	70
—	—	1	(D)	3	702	—	—	—	—	1	(D)	1	(D)	71
1	(D)	1	(D)	1	(D)	—	—	—	—	—	—	—	—	72
30	13 309	62	39 879	266	301 312	105	(D)	10	1 496	37	11 210	159	108 732	73
—	—	—	—	—	—	—	—	—	—	—	—	—	—	74
17	(D)	25	9 776	28	(D)	—	—	3	(D)	7	(D)	29	14 103	75
3	(D)	4	187	10	3 405	6	2 783	—	—	1	(D)	1	(D)	76
2	(D)	4	187	9	(D)	6	2 783	—	—	1	(D)	1	(D)	77
1	(D)	—	—	1	(D)	—	—	—	—	—	—	—	—	78
1	(D)	2	(D)	2	(D)	3	236	—	—	1	(D)	1	(D)	79
7	1 814	6	(D)	19	10 243	11	1 044	1	(D)	3	(D)	7	2 462	80
4	(D)	3	179	14	6 742	11	1 044	1	(D)	2	(D)	4	(D)	81
3	(D)	3	(D)	5	3 501	—	—	—	—	1	(D)	3	(D)	82
—	—	1	(D)	5	1 161	5	1 009	—	—	1	(D)	3	1 457	83
9	1 272	13	4 186	75	39 888	21	4 691	—	—	4	303	22	5 283	84
7	(D)	10	(D)	65	36 186	20	(D)	—	—	2	(D)	12	4 037	85
1	(D)	4	(D)	4	581	1	(D)	—	—	—	—	3	402	86
1	(D)	2	(D)	6	3 121	—	—	—	—	2	(D)	7	844	87

SERVICE INDUSTRIES—GEOGRAPHIC AREA SERIES

ILLINOIS IL-35

Table 4. Summary Statistics for Firms Subject to Federal Income Tax for Counties and for

[Includes only establishments with payroll. For meaning of abbreviations and symbols, see introductory text. For explanation of terms and comparability of 1987 and 1992 censuses, see

Geographic area	Establishments (number)	Receipts (\$1,000)	Annual payroll (\$1,000)	First-quarter payroll (\$1,000)	Paid employees for pay period including March 12 (number)	Selected kind-of-business or operation groups							
						Hotels, rooming houses, camps, and other lodging places (except membership lodging) (SIC 70 ex. 704)		Personal services (SIC 72)		Business services (SIC 73)		Automotive repair, services, and parking (SIC 75)	
						Number	Receipts (\$1,000)	Number	Receipts (\$1,000)	Number	Receipts (\$1,000)	Number	Receipts (\$1,000)
1 Tazewell County	606	223 683	81 616	19 011	4 689	9	(D)	96	15 701	87	62 302	77	19 501
2 Creve Coeur	17	3 889	1 152	234	62			2	(D)			6	1 708
3 East Peoria	106	80 278	28 855	7 103	1 449	3	(D)	17	2 987	22	40 424	13	3 700
4 Marquette Heights	6	502	109	2	3			2	(D)				
5 Morton	125	39 588	15 000	3 411	894	2	(D)	18	4 808	21	5 688	14	4 338
6 Pekin (part) ▲	204	(D)	(D)	(D)	GG	2	(D)	35	(D)	28	(D)	17	4 465
7 Peoria Heights (part) ▲													
8 Washington	72	14 951	5 532	1 139	339	1	(D)	16	1 940	7	2 839	12	1 538
9 Balance of county	76	(D)	(D)	(D)	EE	1	(D)	6	(D)	9	(D)	15	3 752
10 Union County	86	23 208	8 665	2 035	890	1	(D)	11	2 403	10	3 363	8	2 124
11 Anna	50	14 779	5 448	1 289	600	1	(D)	7	1 853	5	2 324	1	(D)
12 Balance of county	36	8 429	3 217	746	290			4	550	5	1 039	7	(D)
13 Vermilion County	421	216 806	73 778	15 740	4 320	10	7 782	71	11 555	62	82 006	59	15 641
14 Danville	301	133 104	56 906	11 744	3 305	7	(D)	45	8 527	42	(D)	35	10 556
15 Georgetown	12	2 389	846	190	53			3	(D)			2	(D)
16 Hoopeston	27	4 238	1 281	300	90			7	(D)	3	(D)	2	(D)
17 Tilton	3	589	205	58	7							2	(D)
18 Westville	5	(D)	(D)	(D)	BB			1	(D)			1	(D)
19 Balance of county	73	(D)	(D)	(D)	FF	3	(D)	15	(D)	17	(D)	17	(D)
20 Wabash County	74	19 869	6 668	1 492	506	1	(D)	6	1 269	5	2 036	11	2 501
21 Mount Carmel	71	(D)	(D)	(D)	EE	1	(D)	6	1 269	4	(D)	11	2 501
22 Balance of county	3	(D)	(D)	(D)	AA					1	(D)		
23 Warren County	84	19 321	5 672	1 376	543	1	(D)	15	2 318	5	1 858	13	1 167
24 Monmouth	64	15 635	4 896	1 213	478	1	(D)	11	1 699	3	(D)	10	818
25 Balance of county	20	3 686	776	163	65			4	619	2	(D)	3	349
26 Washington County	61	20 189	6 641	1 482	429	4	1 340	9	1 196	4	391	13	2 702
27 Centralia (part) ▲													
28 Nashville	39	14 093	4 940	1 161	300	1	(D)	7	(D)	2	(D)	4	383
29 Balance of county	22	6 096	1 701	321	129	3	(D)	2	(D)	2	(D)	9	2 319
30 Wayne County	79	14 901	4 234	936	306	1	(D)	12	1 951	3	(D)	12	1 465
31 Fairfield	58	12 068	3 500	766	249	1	(D)	10	(D)	1	(D)	8	1 107
32 Balance of county	21	2 833	734	170	57			2	(D)	2	(D)	4	358
33 White County	75	14 998	3 805	907	297	2	(D)	8	1 347	7	(D)	11	3 029
34 Carmi	50	8 132	2 291	531	165	2	(D)	7	(D)	5	(D)	6	1 588
35 Balance of county	25	6 866	1 514	376	132			1	(D)	2	(D)	5	1 441
36 Whiteside County	304	89 238	29 699	6 578	2 042	6	2 679	48	6 270	23	6 838	78	15 252
37 Fulton	18	4 192	1 531	320	98			2	(D)	3	269	5	692
38 Morrison	52	8 922	2 020	476	197	1	(D)	4	477	2	(D)	19	4 319
39 Rock Falls	56	22 086	6 165	1 355	451	4	(D)	5	374	7	1 519	12	2 507
40 Sterling	121	47 232	18 422	4 090	1 137	1	(D)	25	4 227	9	4 966	19	4 336
41 Balance of county	57	6 806	1 561	357	159			12	(D)	2	(D)	23	3 398
42 Will County	1 881	1 025 997	373 038	79 159	19 331	27	13 782	229	42 361	304	161 837	254	80 729
43 Bolingbrook (part) ▲	153	56 867	18 112	3 786	1 189			22	6 508	32	18 819	19	6 999
44 Braidwood	13	2 662	660	110	78			6	628	2	(D)	1	(D)
45 Channahon (part) ▲	21	(D)	(D)	(D)	CC			3	(D)	4	(D)	5	(D)
46 Coal City (part) ▲													
47 Crest Hill	58	17 262	5 188	1 182	346			10	3 611	7	3 283	13	4 633
48 Crete	61	26 804	8 350	1 699	312			11	1 127	12	1 010	4	638
49 Frankfort	101	56 534	27 208	5 768	3 566			10	1 601	20	7 893	7	1 957
50 Joliet	630	546 018	208 013	43 046	8 537	14	9 718	75	16 805	61	42 414	57	21 579
51 Lemont (part) ▲	3	2 825	1 414	181	32							1	(D)
52 Lockport	144	32 422	11 195	2 218	547	1	(D)	26	3 131	19	4 472	23	4 719
53 Minooka (part) ▲	2	(D)	(D)	(D)	BB			1	(D)				
54 Mokena	62	16 134	4 196	973	335	1	(D)	11	1 636	11	4 597	14	3 651
55 Naperville (part) ▲	22	8 906	4 426	921	251					11	2 501	2	(D)
56 New Lenox	85	25 705	7 742	1 868	488	1	(D)	10	1 031	12	7 289	10	2 851
57 Park Forest (part) ▲	3	458	149	33	6								
58 Peotone	19	4 230	1 177	278	72			1	(D)	2	(D)	2	(D)
59 Plainfield	77	23 401	7 435	1 851	397	2	(D)	5	(D)	11	9 680	19	4 925
60 Romeoville	50	31 039	8 816	2 165	398			6	(D)	12	7 414	6	2 543
61 Sauk Village (part) ▲	1	(D)	(D)	(D)	BB							1	(D)
62 Shorewood	39	11 084	4 206	945	282			6	686	9	3 567	7	1 112
63 Steger (part) ▲	23	4 411	1 149	200	75			4	(D)	4	505	4	(D)
64 Tinley Park (part) ▲	3	(D)	(D)	(D)	BB							1	(D)
65 University Park (part) ▲	6	31 941	12 080	2 843	316			1	(D)	3	(D)		
66 Wilmington	26	9 022	3 027	658	211	3	(D)	4	379			2	(D)
67 Woodridge (part) ▲	1	(D)	(D)	(D)	BB					1	(D)		
68 Balance of county	278	104 573	34 003	7 461	1 650	5	(D)	17	(D)	71	(D)	56	15 656
69 Williamson County	332	121 490	43 063	8 822	2 976	15	7 065	33	10 474	43	17 788	22	5 231
70 Carterville	22	5 966	1 836	428	156	1	(D)	3	(D)			1	(D)
71 Herrin	70	21 445	10 447	2 321	986	1	(D)	9	780	4	(D)	8	2 244
72 Johnston City	9	1 244	361	90	37			3	(D)	1	(D)		
73 Marion	176	72 870	26 055	5 117	1 403	8	5 312	15	6 917	29	9 601	11	2 829
74 Balance of county	55	19 965	4 364	866	394	5	(D)	3	(D)	9	(D)	2	(D)
75 Winnebago County	1 827	1 077 615	427 154	93 606	22 485	28	32 295	217	76 695	352	290 042	210	72 349
76 Loves Park	156	72 357	18 879	4 271	1 316			26	4 927	25	27 558	24	7 017
77 Machesney Park	50	13 317	3 490	775	256			9	1 719	12	3 165	10	2 530
78 Rockford	1 317	887 017	369 785	80 457	18 041	21	(D)	147	65 470	248	234 389	138	48 463
79 Rockton	4	(D)	(D)	(D)	BB					1	(D)		
80 South Beloit	32	10 929	3 721	783	676	1	(D)	6	501	3	(D)	8	2 957
81 Balance of county	268	(D)	(D)	(D)	GG	6	(D)	29	4 078	63	(D)	29	(D)
82 Woodford County	100	28 575	8 501	1 804	497	2	(D)	13	1 991	9	1 080	15	3 565
83 Eureka	28	11 354	3 791	849	163			4	601	2	(D)	5	793
84 Metamora	7	2 677	715	139	42			2	(D)				
85 Peoria Heights (part) ▲													
86 Balance of county	65	14 544	3 995	816	292	2	(D)	7	(D)	7	(D)	10	2 772

Places With 2,500 Inhabitants or More: 1992 —Con.

appendix A. For information on geographic areas followed by ▲, see appendix F]

Selected kind-of-business or operation groups —Con.														
Miscellaneous repair services (SIC 76)		Amusement and recreation services, including motion pictures and museums (SIC 78, 79, 84)		Health services (SIC 80)		Legal services (SIC 81)		Selected educational services (SIC 823, 4, 9)		Social services (SIC 83)		Engineering, accounting, research, management, and related services (except noncommercial research organizations) (SIC 87 ex. 8733)		
Number	Receipts (\$1,000)	Number	Receipts (\$1,000)	Number	Receipts (\$1,000)	Number	Receipts (\$1,000)	Number	Receipts (\$1,000)	Number	Receipts (\$1,000)	Number	Receipts (\$1,000)	
31	12 274	61	13 457	137	67 073	39	8 445	3	(D)	15	5 415	46	14 445	1
1	(D)	3	416	3	1 144	3	—	—	—	—	—	1	(D)	2
6	5 717	13	2 554	14	14 411	4	(D)	—	—	3	(D)	10	5 138	3
—	—	2	(D)	2	(D)	—	—	—	—	—	—	—	—	4
7	2 867	9	1 706	31	12 784	5	979	1	(D)	3	(D)	14	4 508	5
7	1 537	17	(D)	59	(D)	23	5 182	—	—	4	(D)	12	3 134	6
—	—	—	—	—	—	—	—	—	—	—	—	—	—	7
1	(D)	7	2 470	15	3 474	5	824	2	(D)	—	—	5	1 425	8
9	(D)	10	605	13	3 337	2	(D)	—	—	5	(D)	4	(D)	9
4	(D)	7	516	22	5 546	7	1 867	2	(D)	10	1 697	4	548	10
2	(D)	5	(D)	16	6 417	5	(D)	1	(D)	3	(D)	4	548	11
2	(D)	2	(D)	6	3 129	2	(D)	1	(D)	7	(D)	—	—	12
20	6 451	29	7 892	102	66 834	35	9 922	1	(D)	7	(D)	25	8 412	13
15	(D)	20	(D)	83	63 081	30	9 093	—	—	5	(D)	19	(D)	14
2	(D)	2	(D)	3	705	—	—	—	—	—	—	—	—	15
1	(D)	2	(D)	8	1 548	3	(D)	—	—	—	—	1	(D)	16
—	—	1	(D)	—	—	—	—	—	—	—	—	—	—	17
1	(D)	—	—	1	(D)	—	—	—	—	—	—	—	—	18
1	(D)	4	(D)	7	(D)	2	(D)	1	(D)	2	(D)	4	(D)	19
6	1 623	3	(D)	19	6 540	9	1 316	—	—	3	1 293	10	2 749	20
4	(D)	3	(D)	19	6 540	9	1 316	—	—	3	1 293	10	2 749	21
2	(D)	—	—	—	—	—	—	—	—	—	—	—	—	22
6	2 523	7	1 009	24	7 963	7	1 754	—	—	1	(D)	5	(D)	23
2	(D)	4	723	22	(D)	7	1 754	—	—	—	—	4	463	24
4	(D)	3	286	2	(D)	—	—	—	—	1	(D)	1	(D)	25
—	—	—	—	—	—	—	—	—	—	—	—	—	—	26
2	(D)	5	1 090	14	8 626	3	(D)	—	—	2	(D)	5	1 753	27
—	—	—	—	—	—	—	—	—	—	—	—	—	—	28
1	(D)	3	(D)	12	(D)	3	(D)	—	—	2	(D)	4	(D)	29
1	(D)	2	(D)	2	(D)	—	—	—	—	—	—	1	(D)	30
10	2 216	9	1 615	15	3 511	8	1 191	—	—	—	—	9	2 294	31
3	805	8	(D)	13	(D)	7	(D)	—	—	—	—	7	(D)	32
7	1 411	1	(D)	2	(D)	1	(D)	—	—	—	—	2	(D)	33
4	516	3	364	19	4 681	7	1 052	—	—	4	394	9	1 154	34
1	(D)	2	(D)	14	2 202	4	(D)	—	—	2	(D)	7	(D)	35
3	(D)	1	(D)	5	2 479	3	(D)	—	—	2	(D)	2	(D)	36
11	2 459	22	5 856	71	28 240	16	7 274	—	—	6	(D)	21	12 461	37
—	—	1	(D)	4	2 209	1	(D)	—	—	1	(D)	1	(D)	38
2	(D)	5	406	11	1 708	5	1 492	—	—	—	—	3	(D)	39
1	(D)	5	1 789	14	4 573	2	(D)	—	—	1	(D)	3	(D)	40
3	669	8	3 002	37	18 889	6	3 859	—	—	4	(D)	9	6 085	41
5	(D)	3	(D)	5	861	2	(D)	—	—	—	—	5	(D)	42
114	50 322	139	162 865	431	265 116	115	47 628	9	(D)	40	13 329	196	179 804	43
4	(D)	16	2 960	32	12 176	7	3 551	2	(D)	4	1 380	15	3 752	44
—	—	1	(D)	3	438	—	—	—	—	—	—	—	—	45
1	(D)	2	(D)	4	795	—	—	—	—	1	(D)	1	(D)	46
2	(D)	6	1 019	12	3 147	3	540	—	—	1	(D)	3	767	47
3	612	8	16 976	13	3 397	1	(D)	—	—	2	(D)	5	1 118	48
3	754	10	4 807	28	30 659	3	(D)	—	—	3	(D)	14	3 138	49
28	12 005	31	(D)	207	170 176	81	35 523	3	(D)	15	7 858	52	117 282	50
1	(D)	—	—	—	—	—	—	—	—	—	—	—	—	51
11	2 630	10	4 555	35	9 912	2	(D)	—	—	3	(D)	14	2 301	52
—	—	—	—	—	—	—	—	—	—	—	—	—	—	53
5	2 216	3	(D)	6	941	1	(D)	—	—	4	937	5	481	54
7	(D)	1	(D)	3	625	—	—	—	—	—	—	4	1003	55
—	—	8	1 798	15	5 618	5	831	—	—	1	(D)	14	4 063	56
—	—	1	(D)	—	—	—	—	—	—	—	—	2	(D)	57
2	(D)	1	(D)	8	1 430	1	(D)	—	—	—	—	2	(D)	58
6	2 351	7	910	12	2 845	6	900	1	(D)	—	—	8	1 235	59
6	5 812	4	(D)	7	1 685	—	—	—	—	—	—	9	12 448	60
—	—	—	—	—	—	—	—	—	—	1	(D)	5	185	61
1	(D)	6	(D)	2	(D)	—	—	—	—	1	(D)	1	(D)	62
—	—	—	—	1	(D)	—	—	—	—	1	(D)	—	—	63
—	—	—	—	—	—	—	—	—	—	—	—	—	—	64
1	(D)	2	(D)	9	4 369	3	787	—	—	1	(D)	1	(D)	65
—	—	—	—	—	—	—	—	—	—	—	—	—	—	66
31	(D)	20	(D)	26	(D)	2	(D)	2	(D)	2	(D)	37	(D)	67
13	5 666	33	6 826	93	44 702	30	7 767	3	(D)	15	(D)	32	12 926	68
1	(D)	6	1 786	5	1 757	2	(D)	—	—	—	—	3	826	69
2	(D)	3	(D)	28	8 731	3	(D)	2	(D)	5	709	5	826	70
—	—	—	—	2	(D)	—	—	—	—	3	218	—	—	71
5	4 569	14	1 780	47	23 921	24	6 685	—	—	3	804	20	10 452	72
5	(D)	10	(D)	11	(D)	1	(D)	1	(D)	4	(D)	4	895	73
98	33 010	109	32 763	391	328 368	145	62 434	14	(D)	41	(D)	212	136 756	74
12	1 383	15	7 162	25	10 249	6	(D)	—	—	2	(D)	20	12 882	75
3	325	7	(D)	2	(D)	—	—	1	(D)	1	(D)	5	1 743	76
55	19 415	54	17 111	315	297 117	137	60 886	12	2 080	33	8 169	150	108 431	77
—	—	2	(D)	—	—	—	—	—	—	—	—	—	—	78
4	890	4	652	4	713	1	(D)	—	—	—	—	1	(D)	79
24	10 997	27	(D)	45	(D)	1	(D)	1	(D)	5	(D)	36	(D)	80
9	3 384	12	1 631	21	9 859	8	1 402	—	—	3	141	7	4 963	81
—	(D)	2	(D)	5	3 897	4	800	—	—	—	—	4	(D)	82
—	—	2	(D)	3	(D)	—	—	—	—	—	—	—	—	83
—	—	—	—	—	—	—	—	—	—	—	—	—	—	84
7	(D)	8	1 473	13	(D)	4	602	—	—	3	141	3	(D)	85

Table 5. Summary Statistics for Firms Subject to Federal Income Tax for Places With 350 Establishments or More: 1992

[Includes only establishments with payroll. For meaning of abbreviations and symbols, see introductory text. For explanation of terms and comparability of 1987 and 1992 censuses, see appendix A. For information on geographic areas followed by ▲, see appendix F]

SIC code	Geographic area and kind of business or operation	Establishments (number)	Receipts (\$1,000)	Annual payroll (\$1,000)	First-quarter payroll (\$1,000)	Paid employees for pay period including March 12 (number)
ARLINGTON HEIGHTS						
	Total	951	685 816	289 055	63 835	10 109
70 ex. 704	Hotels, rooming houses, camps, and other lodging places (except membership lodging)	10	(D)	(D)	(D)	FF
7011	Hotels and motels	9	28 472	8 085	1 626	571
7011 pt.	Hotels	5	24 114	7 202	1 429	499
7011 pt.	Motels, motor hotels, and tourist courts	4	4 358	883	197	72
702, 3	Other lodging places	1	(D)	(D)	(D)	AA
72	Personal services	85	18 791	7 573	2 027	863
721	Laundry, cleaning, and garment services	24	4 302	1 222	320	135
7211	Power laundries, family and commercial*	—	—	—	—	—
7213	Linen supply*	—	—	—	—	—
7215	Coin-operated laundries and drycleaning	3	347	95	23	17
7216	Drycleaning plants, except rug cleaning*	15	3 232	968	231	105
7217	Carpet and upholstery cleaning	2	(D)	(D)	(D)	AA
7218	Industrial laundriers*	1	(D)	(D)	(D)	AA
7212, 9	Other laundry, cleaning, and garment services*	3	283	21	4	4
722	Photographic studios, portrait	2	(D)	(D)	(D)	AA
723, 4	Beauty and barber shops	48	10 172	4 781	1 099	348
723	Beauty shops	43	9 550	4 588	1 051	323
724	Barber shops	5	622	193	48	25
725	Shoe repair shops and shoeshine parlors	—	—	—	—	—
726	Funeral service and crematories	3	1 397	350	142	26
729	Miscellaneous personal services	8	(D)	(D)	(D)	EE
73	Business services	230	207 380	71 632	17 493	2 621
731	Advertising	23	15 072	5 679	1 247	135
732	Consumer credit reporting agencies, mercantile reporting agencies, and adjustment and collection agencies	11	26 667	5 507	1 598	213
733	Mailing, reproduction, commercial art and photography, and stenographic services	34	16 026	4 138	1 140	196
734	Services to dwellings and other buildings	20	4 864	1 889	405	116
735	Miscellaneous equipment rental and leasing	8	11 390	2 530	536	108
736	Personnel supply services	19	12 736	8 754	2 151	759
737	Computer programming, data processing, and other computer related services	70	100 546	38 151	9 172	898
7371, 2, 3	Computer programming, prepackaged software, and integrated systems	39	19 838	11 459	2 626	346
7374, 5, 6	Data processing services	11	(D)	(D)	(D)	EE
7377, 8, 9	Computer rental and leasing, maintenance, and related services, n.e.c.	20	(D)	(D)	(D)	CC
738	Miscellaneous business services	45	20 079	4 984	1 244	196
75	Automotive repair, services, and parking	47	31 122	6 334	1 581	313
751	Automotive rental and leasing, without drivers	5	11 975	594	159	20
752	Automobile parking	—	—	—	—	—
753	Automotive repair shops	31	15 748	4 709	1 124	196
7532	Top, body, and upholstery repair shops and paint shops	7	5 715	2 018	482	68
7538	General automotive repair shops	12	4 467	1 151	274	50
7533, 4, 6, 7, 9	Other automotive repair shops	12	5 566	1 540	368	78
754	Automotive services, except repair	11	3 399	1 031	298	97
76	Miscellaneous repair services	25	11 727	3 756	868	147
762	Electrical repair shops	15	9 749	3 256	755	124
7622	Radio and television repair shops	6	6 867	2 307	544	91
7623, 9	Other electrical and electronic repair shops	9	2 882	949	211	33
763	Watch, clock, and jewelry repair	1	(D)	(D)	(D)	AA
764	Reupholstery and furniture repair	2	(D)	(D)	(D)	AA
769	Miscellaneous repair and related services	7	1 760	450	105	21
78, 79, 84	Amusement and recreation services, including motion pictures and museums	39	32 968	7 304	2 100	560
781, 2	Motion picture production, distribution, and services	6	(D)	(D)	(D)	AA
783	Motion picture theaters	2	(D)	(D)	(D)	BB
784	Video tape rental	7	2 570	378	91	52
792	Theatrical producers (except motion picture), bands, orchestras, and entertainers	3	370	126	26	28
793	Bowling centers	2	(D)	(D)	(D)	BB
79 ex. 792, 3, 84	Commercial sports and other amusement and recreation services, including museums	19	20 466	4 552	1 481	352
80	Health services	243	183 826	94 625	18 935	2 262
801	Offices and clinics of doctors of medicine	109	120 177	66 508	12 944	1 027
802	Offices and clinics of dentists	70	24 585	10 682	2 301	453
803	Offices and clinics of doctors of osteopathy	2	(D)	(D)	(D)	AA
804	Offices and clinics of other health practitioners	37	13 894	5 732	1 210	203
805	Nursing and personal care facilities	3	(D)	(D)	(D)	CC
806	Hospitals	—	—	—	—	—
807, 8, 9	Other health services	22	(D)	(D)	(D)	EE
81	Legal services	59	17 954	7 937	1 890	208
823, 4, 9	Selected educational services	4	(D)	(D)	(D)	BB

Table 5. Summary Statistics for Firms Subject to Federal Income Tax for Places With 350 Establishments or More: 1992 — Con.

[Includes only establishments with payroll. For meaning of abbreviations and symbols, see introductory text. For explanation of terms and comparability of 1987 and 1992 censuses, see appendix A. For information on geographic areas followed by ▲, see appendix F]

SIC code	Geographic area and kind of business or operation	Establishments (number)	Receipts (\$1,000)	Annual payroll (\$1,000)	First-quarter payroll (\$1,000)	Paid employees for pay period including March 12 (number)
ARLINGTON HEIGHTS — Con.						
83	Social services	10	3 039	1 709	422	92
835	Child day care services	5	1 223	606	153	66
832, 3, 6, 9	Other social services	5	1 816	1 103	269	26
87 ex. 8733	Engineering, accounting, research, management, and related services (except noncommercial research organizations)	191	148 285	79 123	16 657	2 413
871	Engineering, architectural, and surveying services	58	76 647	44 832	10 249	947
872	Accounting, auditing, and bookkeeping services	61	20 835	11 213	1 569	152
873 ex. 8733	Research, development, and testing services (except noncommercial research organizations)	8	15 869	7 413	1 740	773
874	Management and public relations services	64	34 934	15 665	3 099	541
89	Services, n.e.c.	8	(D)	(D)	(D)	AA
AURORA ▲						
Total		637	348 496	155 518	34 105	7 380
70 ex. 704	Hotels, rooming houses, camps, and other lodging places (except membership lodging)	5	2 389	592	87	51
7011	Hotels and motels	5	2 389	592	87	51
7011 pt.	Hotels	3	(D)	(D)	(D)	BB
7011 pt.	Motels, motor hotels, and tourist courts	2	(D)	(D)	(D)	BB
702, 3	Other lodging places	—	—	—	—	—
72	Personal services	85	20 694	7 230	1 772	866
721	Laundry, cleaning, and garment services	28	7 963	2 666	587	189
7211	Power laundries, family and commercial*	1	(D)	(D)	(D)	BB
7213	Linen supply*	1	(D)	(D)	(D)	AA
7215	Coin-operated laundries and drycleaning	9	704	135	35	28
7216	Drycleaning plants, except rug cleaning*	11	1 694	609	112	42
7217	Carpet and upholstery cleaning	3	315	77	13	15
7218	Industrial launderers*	—	—	—	—	—
7212, 9	Other laundry, cleaning, and garment services*	3	(D)	(D)	(D)	AA
722	Photographic studios, portrait	11	2 758	497	117	143
723, 4	Beauty and barber shops	29	3 788	1 790	424	172
723	Beauty shops	27	(D)	(D)	(D)	CC
724	Barber shops	2	(D)	(D)	(D)	AA
725	Shoe repair shops and shoeshine parlors	1	(D)	(D)	(D)	AA
726	Funeral service and crematories	3	(D)	(D)	(D)	BB
729	Miscellaneous personal services	13	(D)	(D)	(D)	EE
73	Business services	109	47 333	24 889	5 961	1 949
731	Advertising	3	(D)	(D)	(D)	AA
732	Consumer credit reporting agencies, mercantile reporting agencies, and adjustment and collection agencies	—	—	—	—	—
733	Mailing, reproduction, commercial art and photography, and stenographic services	15	4 208	1 329	353	77
734	Services to dwellings and other buildings	28	4 414	1 740	384	232
735	Miscellaneous equipment rental and leasing	7	2 752	632	147	32
736	Personnel supply services	16	20 825	13 502	3 240	1 175
737	Computer programming, data processing, and other computer related services	11	5 008	3 173	750	78
7371, 2, 3	Computer programming, prepackaged software, and integrated systems	9	(D)	(D)	(D)	BB
7374, 5, 6	Data processing services	2	(D)	(D)	(D)	BB
7377, 8, 9	Computer rental and leasing, maintenance, and related services, n.e.c.	—	—	—	—	—
738	Miscellaneous business services	29	(D)	(D)	(D)	EE
75	Automotive repair, services, and parking	70	31 983	7 986	2 147	397
751	Automotive rental and leasing, without drivers	4	(D)	(D)	(D)	BB
752	Automobile parking	—	—	—	—	—
753	Automotive repair shops	54	21 669	6 035	1 448	259
7532	Top, body, and upholstery repair shops and paint shops	12	8 405	2 349	562	105
7538	General automotive repair shops	23	6 870	2 076	519	85
7533, 4, 6, 7, 9	Other automotive repair shops	19	6 394	1 610	367	69
754	Automotive services, except repair	12	(D)	(D)	(D)	CC
76	Miscellaneous repair services	23	4 524	1 770	429	107
762	Electrical repair shops	6	1 678	751	197	40
7622	Radio and television repair shops	3	(D)	(D)	(D)	AA
7623, 9	Other electrical and electronic repair shops	3	(D)	(D)	(D)	BB
763	Watch, clock, and jewelry repair	3	(D)	(D)	(D)	AA
764	Reupholstery and furniture repair	3	222	50	8	5
769	Miscellaneous repair and related services	11	(D)	(D)	(D)	BB

Table 5. Summary Statistics for Firms Subject to Federal Income Tax for Places With 350 Establishments or More: 1992 — Con.

[Includes only establishments with payroll. For meaning of abbreviations and symbols, see introductory text. For explanation of terms and comparability of 1987 and 1992 censuses, see appendix A. For information on geographic areas followed by ▲, see appendix F]

SIC code	Geographic area and kind of business or operation	Establishments (number)	Receipts (\$1,000)	Annual payroll (\$1,000)	First-quarter payroll (\$1,000)	Paid employees for pay period including March 12 (number)
	AURORA ▲—Con.					
78, 79, 84	Amusement and recreation services, including motion pictures and museums -----	40	18 300	5 782	1 058	341
781, 2	Motion picture production, distribution, and services -----	7	3 076	1 324	241	33
783	Motion picture theaters -----	4	(D)	(D)	(D)	BB
784	Video tape rental -----	6	(D)	(D)	(D)	BB
792	Theatrical producers (except motion picture), bands, orchestras, and entertainers -----	2	—	—	—	—
793	Bowling centers -----	—	(D)	(D)	(D)	AA
79 ex. 792, 3; 84	Commercial sports and other amusement and recreation services, including museums -----	21	9 316	3 291	554	184
80	Health services -----	170	142 235	70 448	14 028	2 300
801	Offices and clinics of doctors of medicine -----	68	92 266	49 617	8 847	1 071
802	Offices and clinics of dentists -----	62	18 988	7 685	1 538	328
803	Offices and clinics of doctors of osteopathy -----	—	—	—	—	—
804	Offices and clinics of other health practitioners -----	23	4 352	1 518	346	66
805	Nursing and personal care facilities -----	5	13 038	5 132	1 179	382
806	Hospitals -----	—	—	—	—	—
807, 8, 9	Other health services -----	12	13 591	6 496	2 118	453
81	Legal services -----	55	26 600	10 610	2 334	295
823, 4, 9	Selected educational services -----	3	(D)	(D)	(D)	BB
83	Social services -----	12	2 738	787	165	68
835	Child day care services -----	6	1 283	548	132	54
832, 3, 6, 9	Other social services -----	6	1 455	239	33	14
87 ex. 8733	Engineering, accounting, research, management, and related services (except noncommercial research organizations) -----	61	49 786	24 383	5 820	969
871	Engineering, architectural, and surveying services -----	20	12 004	5 997	1 385	179
872	Accounting, auditing, and bookkeeping services -----	25	24 642	12 171	3 097	548
873 ex. 8733	Research, development, and testing services (except noncommercial research organizations) -----	3	(D)	(D)	(D)	CC
874	Management and public relations services -----	13	(D)	(D)	(D)	CC
89	Services, n.e.c. -----	4	(D)	(D)	(D)	AA
	BARRINGTON ▲					
	Total -----	387	161 085	70 179	14 147	2 076
70 ex. 704	Hotels, rooming houses, camps, and other lodging places (except membership lodging) -----	1	(D)	(D)	(D)	AA
7011	Hotels and motels -----	1	(D)	(D)	(D)	AA
7011 pt.	Hotels -----	—	—	—	—	—
7011 pt.	Motels, motor hotels, and tourist courts -----	1	(D)	(D)	(D)	AA
702, 3	Other lodging places -----	—	—	—	—	—
72	Personal services -----	38	9 144	2 842	659	183
721	Laundry, cleaning, and garment services -----	8	1 217	257	60	24
7211	Power laundries, family and commercial* -----	—	—	—	—	—
7213	Linen supply* -----	—	—	—	—	—
7215	Coin-operated laundries and drycleaning -----	1	(D)	(D)	(D)	AA
7216	Drycleaning plants, except rug cleaning* -----	3	611	94	23	11
7217	Carpet and upholstery cleaning -----	—	—	—	—	—
7218	Industrial laundriers* -----	—	—	—	—	—
7212, 9	Other laundry, cleaning, and garment services* -----	4	(D)	(D)	(D)	AA
722	Photographic studios, portrait -----	5	4 323	943	206	43
723, 4	Beauty and barber shops -----	18	2 915	1 477	349	100
723	Beauty shops -----	18	2 915	1 477	349	100
724	Barber shops -----	—	—	—	—	—
725	Shoe repair shops and shoeshine parlors -----	—	—	—	—	—
726	Funeral service and crematories -----	1	(D)	(D)	(D)	AA
729	Miscellaneous personal services -----	6	(D)	(D)	(D)	AA
73	Business services -----	87	31 796	14 516	3 084	488
731	Advertising -----	4	4 663	1 621	286	25
732	Consumer credit reporting agencies, mercantile reporting agencies, and adjustment and collection agencies -----	1	(D)	(D)	(D)	AA
733	Mailing, reproduction, commercial art and photography, and stenographic services -----	11	2 059	905	126	28
734	Services to dwellings and other buildings -----	12	3 108	1 457	282	103
735	Miscellaneous equipment rental and leasing -----	3	(D)	(D)	(D)	BB
736	Personnel supply services -----	11	6 796	4 776	1 140	196
737	Computer programming, data processing, and other computer related services -----	26	9 797	4 247	803	82
7371, 2, 3	Computer programming, prepackaged software, and integrated systems -----	17	6 538	3 064	640	58
7374, 5, 6	Data processing services -----	2	(D)	(D)	(D)	AA
7377, 8, 9	Computer rental and leasing, maintenance, and related services, n.e.c. -----	7	(D)	(D)	(D)	BB
738	Miscellaneous business services -----	19	(D)	(D)	(D)	BB

Table 5. Summary Statistics for Firms Subject to Federal Income Tax for Places With 350 Establishments or More: 1992 — Con.

[Includes only establishments with payroll. For meaning of abbreviations and symbols, see introductory text. For explanation of terms and comparability of 1987 and 1992 censuses, see appendix A. For information on geographic areas followed by ▲, see appendix F]

SIC code	Geographic area and kind of business or operation	Establishments (number)	Receipts (\$1,000)	Annual payroll (\$1,000)	First-quarter payroll (\$1,000)	Paid employees for pay period including March 12 (number)
BARRINGTON ▲—Con.						
75	Automotive repair, services, and parking	30	12 826	4 006	921	149
751	Automotive rental and leasing, without drivers	—	—	—	—	—
752	Automobile parking	—	—	—	—	—
753	Automotive repair shops	24	11 259	3 410	784	112
7532	Top, body, and upholstery repair shops and paint shops	10	(D)	(D)	(D)	BB
7538	General automotive repair shops	11	5 128	1 512	333	48
7533, 4, 6, 7, 9	Other automotive repair shops	3	(D)	(D)	(D)	AA
754	Automotive services, except repair	6	1 567	596	137	37
76	Miscellaneous repair services	9	1 226	327	68	15
762	Electrical repair shops	1	(D)	(D)	(D)	AA
7622	Radio and television repair shops	—	—	—	—	—
7623, 9	Other electrical and electronic repair shops	1	(D)	(D)	(D)	AA
763	Watch, clock, and jewelry repair	—	—	—	—	—
764	Reupholstery and furniture repair	4	328	72	15	6
769	Miscellaneous repair and related services	4	(D)	(D)	(D)	AA
78, 79, 84	Amusement and recreation services, including motion pictures and museums	17	11 554	2 654	527	172
781, 2	Motion picture production, distribution, and services	3	(D)	(D)	(D)	AA
783	Motion picture theaters	1	(D)	(D)	(D)	AA
784	Video tape rental	3	(D)	(D)	(D)	AA
792	Theatrical producers (except motion picture), bands, orchestras, and entertainers	—	—	—	—	—
793	Bowling centers	1	(D)	(D)	(D)	AA
79 ex. 792, 3; 84	Commercial sports and other amusement and recreation services, including museums	9	10 118	2 355	458	142
80	Health services	89	56 417	29 950	5 391	561
801	Offices and clinics of doctors of medicine	51	42 369	23 331	4 129	313
802	Offices and clinics of dentists	15	6 776	2 832	598	86
803	Offices and clinics of doctors of osteopathy	—	—	—	—	—
804	Offices and clinics of other health practitioners	13	3 881	2 042	296	50
805	Nursing and personal care facilities	1	(D)	(D)	(D)	BB
806	Hospitals	—	—	—	—	—
807, 8, 9	Other health services	9	(D)	(D)	(D)	BB
81	Legal services	18	4 112	1 168	258	48
823, 4, 9	Selected educational services	8	1 862	626	342	90
83	Social services	3	(D)	(D)	(D)	BB
835	Child day care services	3	(D)	(D)	(D)	BB
832, 3, 6, 9	Other social services	—	—	—	—	—
87 ex. 8733	Engineering, accounting, research, management, and related services (except noncommercial research organizations)	82	31 132	13 643	2 801	332
871	Engineering, architectural, and surveying services	31	9 699	3 613	851	108
872	Accounting, auditing, and bookkeeping services	20	(D)	(D)	(D)	BB
873 ex. 8733	Research, development, and testing services (except noncommercial research organizations)	1	(D)	(D)	(D)	AA
874	Management and public relations services	30	16 520	7 458	1 314	130
89	Services, n.e.c.	5	(D)	(D)	(D)	AA
BELLEVILLE						
	Total	611	317 077	142 433	30 440	5 385
70 ex. 704	Hotels, rooming houses, camps, and other lodging places (except membership lodging)	5	2 108	590	137	70
7011	Hotels and motels	5	2 108	590	137	70
7011 pt.	Hotels	2	(D)	(D)	(D)	AA
7011 pt.	Motels, motor hotels, and tourist courts	3	(D)	(D)	(D)	BB
702, 3	Other lodging places	—	—	—	—	—
72	Personal services	66	12 017	4 360	1 239	498
721	Laundry, cleaning, and garment services	17	2 410	817	171	81
7211	Power laundries, family and commercial*	1	(D)	(D)	(D)	AA
7213	Linen supply*	—	—	—	—	—
7215	Coin-operated laundries and drycleaning	5	(D)	(D)	(D)	BB
7216	Drycleaning plants, except rug cleaning*	7	1 346	503	119	43
7217	Carpet and upholstery cleaning	2	(D)	(D)	(D)	AA
7218	Industrial launderers*	—	—	—	—	—
7212, 9	Other laundry, cleaning, and garment services*	2	(D)	(D)	(D)	AA
722	Photographic studios, portrait	5	785	194	37	20
723, 4	Beauty and barber shops	31	3 023	1 264	279	132
723	Beauty shops	30	(D)	(D)	(D)	CC
724	Barber shops	1	(D)	(D)	(D)	AA
725	Shoe repair shops and shoeshine parlors	—	—	—	—	—
726	Funeral service and crematories	5	3 840	1 323	425	54
729	Miscellaneous personal services	8	1 959	762	327	211

Table 5. Summary Statistics for Firms Subject to Federal Income Tax for Places With 350 Establishments or More: 1992 — Con.

[Includes only establishments with payroll. For meaning of abbreviations and symbols, see introductory text. For explanation of terms and comparability of 1987 and 1992 censuses, see appendix A. For information on geographic areas followed by ▲, see appendix F]

SIC code	Geographic area and kind of business or operation	Establishments (number)	Receipts (\$1,000)	Annual payroll (\$1,000)	First-quarter payroll (\$1,000)	Paid employees for pay period including March 12 (number)
BELLEVILLE—Con.						
73	Business services	70	31 253	12 666	3 153	836
731	Advertising	2	(D)	(D)	(D)	AA
732	Consumer credit reporting agencies, mercantile reporting agencies, and adjustment and collection agencies	2	(D)	(D)	(D)	BB
733	Mailing, reproduction, commercial art and photography, and stenographic services	10	2 564	299	91	21
734	Services to dwellings and other buildings	18	3 744	1 498	344	119
735	Miscellaneous equipment rental and leasing	10	2 948	736	136	39
736	Personnel supply services	4	(D)	(D)	(D)	CC
737	Computer programming, data processing, and other computer related services	5	10 200	4 205	1 239	119
7371, 2, 3	Computer programming, prepackaged software, and integrated systems	4	(D)	(D)	(D)	BB
7374, 5, 6	Data processing services	1	(D)	(D)	(D)	BB
7377, 8, 9	Computer rental and leasing, maintenance, and related services, n.e.c.	—	—	—	—	—
738	Miscellaneous business services	19	5 713	2 681	629	268
75	Automotive repair, services, and parking	68	22 254	6 392	1 610	315
751	Automotive rental and leasing, without drivers	2	(D)	(D)	(D)	AA
752	Automobile parking	—	—	—	—	—
753	Automotive repair shops	51	17 772	5 241	1 334	216
7532	Top, body, and upholstery repair shops and paint shops	18	6 906	2 264	541	96
7538	General automotive repair shops	24	6 438	1 494	345	65
7533, 4, 6, 7, 9	Other automotive repair shops	9	4 428	1 483	448	55
754	Automotive services, except repair	15	(D)	(D)	(D)	BB
76	Miscellaneous repair services	15	3 797	1 053	227	53
762	Electrical repair shops	3	956	390	85	15
7622	Radio and television repair shops	—	—	—	—	—
7623, 9	Other electrical and electronic repair shops	3	956	390	85	15
763	Watch, clock, and jewelry repair	—	—	—	—	—
764	Reupholstery and furniture repair	2	(D)	(D)	(D)	AA
769	Miscellaneous repair and related services	10	(D)	(D)	(D)	BB
78, 79, 84	Amusement and recreation services, including motion pictures and museums	35	10 418	2 687	522	316
781, 2	Motion picture production, distribution, and services	—	—	—	—	—
783	Motion picture theaters	4	(D)	(D)	(D)	BB
784	Video tape rental	8	2 212	361	91	38
792	Theatrical producers (except motion picture), bands, orchestras, and entertainers	—	—	—	—	—
793	Bowling centers	2	(D)	(D)	(D)	BB
79 ex. 792, 3; 84	Commercial sports and other amusement and recreation services, including museums	21	4 589	1 530	243	167
80	Health services	186	139 411	69 023	14 002	2 182
801	Offices and clinics of doctors of medicine	91	78 527	44 517	8 539	701
802	Offices and clinics of dentists	35	10 978	4 525	910	189
803	Offices and clinics of doctors of osteopathy	—	—	—	—	—
804	Offices and clinics of other health practitioners	25	7 143	2 705	616	115
805	Nursing and personal care facilities	9	21 870	10 017	2 321	813
806	Hospitals	—	—	—	—	—
807, 8, 9	Other health services	26	20 893	7 259	1 616	364
81	Legal services	98	76 499	36 579	7 359	708
823, 4, 9	Selected educational services	4	354	78	25	11
83	Social services	9	1 264	630	146	90
835	Child day care services	6	(D)	(D)	(D)	BB
832, 3, 6, 9	Other social services	3	(D)	(D)	(D)	BB
87 ex. 8733	Engineering, accounting, research, management, and related services (except noncommercial research organizations)	55	17 702	8 375	2 020	306
871	Engineering, architectural, and surveying services	18	7 748	3 186	739	95
872	Accounting, auditing, and bookkeeping services	29	7 945	4 000	992	168
873 ex. 8733	Research, development, and testing services (except noncommercial research organizations)	3	545	212	50	12
874	Management and public relations services	5	1 464	977	239	31
89	Services, n.e.c.	—	—	—	—	—

Table 5. Summary Statistics for Firms Subject to Federal Income Tax for Places With 350 Establishments or More: 1992 — Con.

[Includes only establishments with payroll. For meaning of abbreviations and symbols, see introductory text. For explanation of terms and comparability of 1987 and 1992 censuses, see appendix A. For information on geographic areas followed by ▲, see appendix F]

SIC code	Geographic area and kind of business or operation	Establishments (number)	Receipts (\$1,000)	Annual payroll (\$1,000)	First-quarter payroll (\$1,000)	Paid employees for pay period including March 12 (number)
BLOOMINGTON						
	Total	517	267 670	110 972	22 529	5 876
70 ex. 704	Hotels, rooming houses, camps, and other lodging places (except membership lodging)	15	(D)	(D)	(D)	FF
7011	Hotels and motels	12	14 992	4 239	1 039	528
7011 pt.	Hotels	3	3 801	1 056	272	141
7011 pt.	Motels, motor hotels, and tourist courts	9	11 191	3 183	767	387
702, 3	Other lodging places	3	(D)	(D)	(D)	AA
72	Personal services	64	13 031	4 008	909	334
721	Laundry, cleaning, and garment services	20	3 260	988	229	108
7211	Power laundries, family and commercial*	—	—	—	—	—
7213	Linen supply*	—	—	—	—	—
7215	Coin-operated laundries and drycleaning	5	(D)	(D)	(D)	BB
7216	Drycleaning plants, except rug cleaning*	8	1 560	553	127	57
7217	Carpet and upholstery cleaning	4	579	102	24	12
7218	Industrial laundriers*	—	—	—	—	—
7212, 9	Other laundry, cleaning, and garment services*	3	(D)	(D)	(D)	AA
722	Photographic studios, portrait	4	(D)	(D)	(D)	AA
723, 4	Beauty and barber shops	23	4 229	1 831	416	144
723	Beauty shops	23	4 229	1 831	416	144
724	Barber shops	—	—	—	—	—
725	Shoe repair shops and shoeshine parlors	1	(D)	(D)	(D)	AA
726	Funeral service and crematories	4	2 747	640	138	24
729	Miscellaneous personal services	12	1 974	368	91	39
73	Business services	92	47 340	22 498	5 097	2 146
731	Advertising	8	3 025	1 392	193	35
732	Consumer credit reporting agencies, mercantile reporting agencies, and adjustment and collection agencies	3	(D)	(D)	(D)	BB
733	Mailing, reproduction, commercial art and photography, and stenographic services	6	3 083	786	173	44
734	Services to dwellings and other buildings	24	7 092	3 214	718	304
735	Miscellaneous equipment rental and leasing	10	3 248	693	132	40
736	Personnel supply services	10	9 222	6 408	1 411	816
737	Computer programming, data processing, and other computer related services	5	1 285	574	97	19
7371, 2, 3	Computer programming, prepackaged software, and integrated systems	4	(D)	(D)	(D)	AA
7374, 5, 6	Data processing services	—	—	—	—	—
7377, 8, 9	Computer rental and leasing, maintenance, and related services, n.e.c.	1	(D)	(D)	(D)	AA
738	Miscellaneous business services	26	(D)	(D)	(D)	FF
75	Automotive repair, services, and parking	51	24 115	5 923	1 556	325
751	Automotive rental and leasing, without drivers	4	(D)	(D)	(D)	BB
752	Automobile parking	—	—	—	—	—
753	Automotive repair shops	34	(D)	(D)	(D)	CC
7532	Top, body, and upholstery repair shops and paint shops	8	4 446	1 616	474	48
7538	General automotive repair shops	11	(D)	(D)	(D)	BB
7533, 4, 6, 7, 9	Other automotive repair shops	15	(D)	(D)	(D)	CC
754	Automotive services, except repair	13	2 867	803	186	100
76	Miscellaneous repair services	17	10 237	2 198	543	114
762	Electrical repair shops	6	(D)	(D)	(D)	BB
7622	Radio and television repair shops	1	(D)	(D)	(D)	AA
7623, 9	Other electrical and electronic repair shops	5	(D)	(D)	(D)	BB
763	Watch, clock, and jewelry repair	—	—	—	—	—
764	Reupholstery and furniture repair	—	—	—	—	—
769	Miscellaneous repair and related services	11	(D)	(D)	(D)	BB
78, 79, 84	Amusement and recreation services, including motion pictures and museums	31	11 595	3 169	652	271
781, 2	Motion picture production, distribution, and services	2	(D)	(D)	(D)	AA
783	Motion picture theaters	1	(D)	(D)	(D)	AA
784	Video tape rental	3	(D)	(D)	(D)	BB
792	Theatrical producers (except motion picture), bands, orchestras, and entertainers	1	(D)	(D)	(D)	AA
793	Bowling centers	3	(D)	(D)	(D)	BB
79 ex. 792, 3, 84	Commercial sports and other amusement and recreation services, including museums	21	6 673	1 737	279	152
80	Health services	130	86 127	42 081	7 336	1 269
801	Offices and clinics of doctors of medicine	49	48 147	27 551	4 557	469
802	Offices and clinics of dentists	42	14 156	4 781	1 059	244
803	Offices and clinics of doctors of osteopathy	—	—	—	—	—
804	Offices and clinics of other health practitioners	25	7 695	2 155	443	123
805	Nursing and personal care facilities	3	(D)	(D)	(D)	EE
806	Hospitals	—	—	—	—	—
807, 8, 9	Other health services	11	(D)	(D)	(D)	CC
81	Legal services	49	23 645	10 489	1 903	260
823, 4, 9	Selected educational services	1	(D)	(D)	(D)	AA

Table 5. Summary Statistics for Firms Subject to Federal Income Tax for Places With 350 Establishments or More: 1992 — Con.

[Includes only establishments with payroll. For meaning of abbreviations and symbols, see introductory text. For explanation of terms and comparability of 1987 and 1992 censuses, see appendix A. For information on geographic areas followed by ▲, see appendix F]

SIC code	Geographic area and kind of business or operation	Establishments (number)	Receipts (\$1,000)	Annual payroll (\$1,000)	First-quarter payroll (\$1,000)	Paid employees for pay period including March 12 (number)
BLOOMINGTON—Con.						
83	Social services	18	(D)	(D)	(D)	CC
835	Child day care services	12	(D)	(D)	(D)	CC
832, 3, 6, 9	Other social services	6	992	531	128	49
87 ex. 8733	Engineering, accounting, research, management, and related services (except noncommercial research organizations)	48	31 935	14 376	3 011	414
871	Engineering, architectural, and surveying services	10	(D)	(D)	(D)	CC
872	Accounting, auditing, and bookkeeping services	21	14 019	6 689	1 323	217
873 ex. 8733	Research, development, and testing services (except noncommercial research organizations)	2	(D)	(D)	(D)	AA
874	Management and public relations services	15	6 898	2 185	600	56
89	Services, n.e.c.	1	(D)	(D)	(D)	AA
CHAMPAIGN						
	Total	540	311 894	130 018	28 656	6 654
70 ex. 704	Hotels, rooming houses, camps, and other lodging places (except membership lodging)	16	19 732	5 540	1 282	578
7011	Hotels and motels	13	(D)	(D)	(D)	FF
7011 pt.	Hotels	6	11 637	4 088	951	410
7011 pt.	Motels, motor hotels, and tourist courts	7	(D)	(D)	(D)	CC
702, 3	Other lodging places	3	(D)	(D)	(D)	AA
72	Personal services	87	16 966	5 448	1 337	512
721	Laundry, cleaning, and garment services	16	4 267	1 380	321	124
7211	Power laundries, family and commercial*	—	—	—	—	—
7213	Linen supply*	—	—	—	—	—
7215	Coin-operated laundries and drycleaning	3	439	107	26	16
7216	Drycleaning plants, except rug cleaning*	8	2 645	879	214	74
7217	Carpet and upholstery cleaning	3	(D)	(D)	(D)	BB
7218	Industrial laundriers*	—	—	—	—	—
7212, 9	Other laundry, cleaning, and garment services*	2	(D)	(D)	(D)	AA
722	Photographic studios, portrait	11	(D)	(D)	(D)	BB
723, 4	Beauty and barber shops	45	6 751	2 971	750	263
723	Beauty shops	43	(D)	(D)	(D)	CC
724	Barber shops	2	(D)	(D)	(D)	AA
725	Shoe repair shops and shoeshine parlors	1	(D)	(D)	(D)	AA
726	Funeral service and crematories	4	1 946	176	42	7
729	Miscellaneous personal services	10	1 547	383	97	45
73	Business services	117	85 634	36 238	8 748	2 280
731	Advertising	7	(D)	(D)	(D)	BB
732	Consumer credit reporting agencies, mercantile reporting agencies, and adjustment and collection agencies	3	(D)	(D)	(D)	BB
733	Mailing, reproduction, commercial art and photography, and stenographic services	10	6 054	2 173	535	148
734	Services to dwellings and other buildings	19	4 166	1 736	426	219
735	Miscellaneous equipment rental and leasing	8	4 506	1 097	340	53
736	Personnel supply services	13	(D)	(D)	(D)	FF
737	Computer programming, data processing, and other computer related services	28	47 347	18 730	4 194	551
7371, 2, 3	Computer programming, prepackaged software, and integrated systems	19	38 333	15 645	3 493	432
7374, 5, 6	Data processing services	2	(D)	(D)	(D)	BB
7377, 8, 9	Computer rental and leasing, maintenance, and related services, n.e.c.	7	(D)	(D)	(D)	BB
738	Miscellaneous business services	29	8 729	3 814	1 024	323
75	Automotive repair, services, and parking	38	12 232	3 678	918	274
751	Automotive rental and leasing, without drivers	4	1 328	259	55	32
752	Automobile parking	—	—	—	—	—
753	Automotive repair shops	23	8 196	2 495	651	168
7532	Top, body, and upholstery repair shops and paint shops	8	3 128	1 082	291	46
7538	General automotive repair shops	8	2 293	747	197	84
7533, 4, 6, 7, 9	Other automotive repair shops	7	2 775	666	163	38
754	Automotive services, except repair	11	2 708	924	212	74
76	Miscellaneous repair services	20	8 803	2 506	659	133
762	Electrical repair shops	7	3 026	1 194	296	72
7622	Radio and television repair shops	2	(D)	(D)	(D)	AA
7623, 9	Other electrical and electronic repair shops	5	(D)	(D)	(D)	BB
763	Watch, clock, and jewelry repair	—	—	—	—	—
764	Reupholstery and furniture repair	1	(D)	(D)	(D)	AA
769	Miscellaneous repair and related services	12	(D)	(D)	(D)	BB

Table 5. Summary Statistics for Firms Subject to Federal Income Tax for Places With 350 Establishments or More: 1992 — Con.

[Includes only establishments with payroll. For meaning of abbreviations and symbols, see introductory text. For explanation of terms and comparability of 1987 and 1992 censuses, see appendix A. For information on geographic areas followed by ▲, see appendix F]

SIC code	Geographic area and kind of business or operation	Establishments (number)	Receipts (\$1,000)	Annual payroll (\$1,000)	First-quarter payroll (\$1,000)	Paid employees for pay period including March 12 (number)
CHAMPAIGN—Con.						
78, 79, 84	Amusement and recreation services, including motion pictures and museums -----	32	12 441	3 263	700	425
781, 2	Motion picture production, distribution, and services -----	2	(D)	(D)	(D)	AA
783	Motion picture theaters -----	4	(D)	(D)	(D)	BB
784	Video tape rental -----	8	4 085	941	241	134
792	Theatrical producers (except motion picture), bands, orchestras, and entertainers -----	1	(D)	(D)	(D)	AA
793	Bowling centers -----	1	(D)	(D)	(D)	BB
79 ex. 792, 3, 84	Commercial sports and other amusement and recreation services, including museums -----	16	5 230	1 660	281	199
80	Health services -----	95	89 862	43 263	8 541	1 303
801	Offices and clinics of doctors of medicine -----	27	62 357	30 997	5 760	720
802	Offices and clinics of dentists -----	40	(D)	(D)	(D)	CC
803	Offices and clinics of doctors of osteopathy -----	—	—	—	—	—
804	Offices and clinics of other health practitioners -----	14	3 961	1 380	331	67
805	Nursing and personal care facilities -----	2	(D)	(D)	(D)	CC
806	Hospitals -----	—	—	—	—	—
807, 8, 9	Other health services -----	12	4 616	2 455	639	138
81	Legal services -----	38	18 898	8 415	1 666	264
823, 4, 9	Selected educational services -----	3	(D)	(D)	(D)	BB
83	Social services -----	18	5 175	2 655	540	217
835	Child day care services -----	13	2 132	953	230	124
832, 3, 6, 9	Other social services -----	5	3 043	1 702	310	93
87 ex. 8733	Engineering, accounting, research, management, and related services (except noncommercial research organizations) -----	75	41 757	18 869	4 234	644
871	Engineering, architectural, and surveying services -----	30	20 258	10 728	2 257	291
872	Accounting, auditing, and bookkeeping services -----	23	11 480	3 858	1 052	183
873 ex. 8733	Research, development, and testing services (except noncommercial research organizations) -----	4	1 257	474	105	26
874	Management and public relations services -----	18	8 762	3 809	820	144
89	Services, n.e.c. -----	1	(D)	(D)	(D)	AA
CHICAGO ▲						
	Total -----	17 744	20 325 014	8 015 936	1 809 490	279 373
70 ex. 704	Hotels, rooming houses, camps, and other lodging places (except membership lodging) -----	200	929 246	281 103	61 870	16 654
7011	Hotels and motels -----	176	922 893	279 109	61 483	16 539
7011 pt.	Hotels -----	116	887 186	269 543	59 003	15 762
7011 pt.	Hotels, 25 guestrooms or more -----	109	885 698	269 110	58 904	15 723
7011 pt.	Hotels, less than 25 guestrooms -----	7	1 488	433	99	39
7011 pt.	Motels, motor hotels, and tourist courts -----	60	35 707	9 566	2 480	777
7011 pt.	Motels, tourist courts -----	53	28 832	8 554	2 094	698
7011 pt.	Motor hotels -----	7	6 875	1 012	386	79
702, 3	Other lodging places -----	24	6 353	1 994	387	115
702	Rooming and boarding houses -----	17	4 580	1 314	302	104
703	Camps and recreational vehicle parks -----	7	1 773	680	85	11
7032	Sporting and recreational camps -----	6	(D)	(D)	(D)	AA
7033	Recreational vehicle parks and campsites -----	1	(D)	(D)	(D)	AA
72	Personal services -----	1 555	477 875	163 015	38 906	11 816
721	Laundry, cleaning, and garment services -----	595	224 870	81 408	18 704	5 237
7211	Power laundries, family and commercial* -----	20	10 782	4 874	1 181	306
7213	Linen supply* -----	22	74 683	31 953	7 109	1 482
7215	Coin-operated laundries and drycleaning -----	210	41 380	8 488	2 052	819
7215 pt.	Coin-operated laundries and drycleaning stores -----	196	30 212	6 441	1 518	728
7215 pt.	Coin-operated laundry routes -----	14	11 168	2 047	534	91
7216	Drycleaning plants, except rug cleaning* -----	185	44 089	16 427	3 796	1 363
7217	Carpet and upholstery cleaning -----	28	6 106	2 510	570	169
7218	Industrial launderers* -----	10	24 549	9 400	2 135	451
7212, 9	Other laundry, cleaning, and garment services* -----	120	23 281	7 756	1 861	647
7212	Garment pressing, and agents for laundries and drycleaners -----	69	9 672	2 485	637	260
7219	Laundry and garment services, n.e.c.* -----	51	13 609	5 271	1 224	387
722	Photographic studios, portrait -----	68	22 815	6 745	1 683	369
723, 4	Beauty and barber shops -----	569	87 761	35 857	8 165	2 564
723	Beauty shops -----	532	84 457	34 397	7 808	2 453
724	Barber shops -----	37	3 304	1 460	357	111
725	Shoe repair shops and shoeshine parlors -----	28	4 160	1 242	325	109
726	Funeral service and crematories -----	142	87 157	19 459	4 503	845
729	Miscellaneous personal services -----	153	51 112	18 304	5 526	2 692
7291	Tax return preparation services -----	46	12 483	6 275	2 598	1 796
7299	Miscellaneous personal services, n.e.c. -----	107	38 629	12 029	2 928	896
7299 pt.	Massage parlors, tanning salons, and saunas -----	21	2 334	543	127	60
7299 pt.	Other personal services -----	86	36 295	11 486	2 801	836
7299 pt.	Diet and weight reducing services -----	16	9 992	2 597	676	149
7299 pt.	Formal wear rental -----	18	7 684	2 337	441	180
7299 pt.	Other personal services, n.e.c. -----	52	18 619	6 552	1 684	507

Table 5. Summary Statistics for Firms Subject to Federal Income Tax for Places With 350 Establishments or More: 1992 — Con.

[Includes only establishments with payroll. For meaning of abbreviations and symbols, see introductory text. For explanation of terms and comparability of 1987 and 1992 censuses, see appendix A. For information on geographic areas followed by ▲, see appendix F]

SIC code	Geographic area and kind of business or operation	Establishments (number)	Receipts (\$1,000)	Annual payroll (\$1,000)	First-quarter payroll (\$1,000)	Paid employees for pay period including March 12 (number)
CHICAGO ▲—Con.						
73	Business services -----	3 624	5 089 179	2 103 037	491 814	91 156
731	Advertising -----	459	1 255 580	502 971	114 153	10 495
7311	Advertising agencies -----	335	1 041 942	444 728	99 836	8 717
7312	Outdoor advertising services -----	22	60 365	12 520	3 026	339
7313	Radio, television, publishers' advertising representatives -----	72	96 743	32 741	7 473	807
7313 pt.	Radio, television advertising representatives -----	32	58 768	21 520	4 955	531
7313 pt.	Publishers' advertising representatives -----	40	37 975	11 221	2 518	276
7319	Advertising, n.e.c. -----	30	56 530	12 982	3 818	632
732	Consumer credit reporting agencies, mercantile reporting agencies, and adjustment and collection agencies -----	62	92 655	32 463	7 786	1 264
7322	Adjustment and collection services -----	47	(D)	(D)	(D)	FF
7323	Credit reporting services -----	15	(D)	(D)	(D)	EE
733	Mailing, reproduction, commercial art and photography, and stenographic services -----	769	558 633	191 043	43 900	6 075
7331	Direct mail advertising services -----	64	84 354	33 604	7 970	1 407
7331 pt.	Mailing list compilers, brokers, and managers -----	14	10 363	2 822	693	99
7334	Direct mail advertising services, except mailing list services -----	50	73 991	30 782	7 277	1 308
7334 pt.	Photocopying and duplicating services -----	77	91 556	28 969	7 298	1 401
7334 pt.	Blueprinting and photocopying services -----	68	70 185	22 672	5 799	1 154
7334 pt.	Duplicating services, except printing and photocopying -----	9	21 371	6 297	1 499	247
7335, 6	Commercial photography, art, and graphics -----	522	336 736	114 752	25 452	2 820
7335	Commercial photography -----	157	114 951	34 922	8 211	1 013
7336	Commercial art and graphic design -----	365	221 785	79 830	17 241	1 807
7336 pt.	Commercial art -----	79	32 322	10 388	2 153	242
7336 pt.	Graphic arts and related design -----	286	189 463	69 442	15 088	1 565
7338	Secretarial and court reporting services -----	106	45 987	13 718	3 180	447
734	Services to dwellings and other buildings -----	384	329 398	174 773	41 913	9 994
7342	Disinfecting and pest control services -----	42	23 268	10 083	2 104	393
7349	Building cleaning and maintenance services, n.e.c. -----	342	306 130	164 690	39 809	9 601
735	Miscellaneous equipment rental and leasing -----	96	129 362	30 536	6 960	1 032
7352	Medical equipment rental and leasing -----	10	4 661	1 286	292	42
7353	Heavy construction equipment rental and leasing -----	8	13 983	2 952	634	73
7353 pt.	Rental and leasing of heavy construction equipment without operators -----	5	(D)	(D)	(D)	BB
7353 pt.	Rental and leasing of heavy construction equipment with operators -----	3	(D)	(D)	(D)	AA
7359	Equipment rental and leasing, n.e.c. -----	78	110 718	26 298	6 034	917
7359 pt.	Equipment rental -----	58	62 417	16 060	3 555	559
7359 pt.	Rent-to-own -----	—	—	—	—	—
7359 pt.	Equipment rental, except rent-to-own -----	58	62 417	16 060	3 555	559
7359 pt.	Equipment leasing, except finance leasing -----	20	48 301	10 238	2 479	358
736	Personnel supply services -----	484	557 940	357 620	83 028	30 196
7361	Employment agencies -----	272	151 025	79 987	18 846	4 891
7363	Help supply services -----	212	406 915	277 633	64 182	25 305
7363 pt.	Temporary help supply -----	177	292 224	194 295	45 761	20 634
7363 pt.	Help supply, except temporary -----	35	114 691	83 338	18 421	4 671
7363 pt.	Employee leasing -----	25	99 880	73 428	16 625	3 847
7363 pt.	Other help supply services -----	10	14 811	9 910	1 796	824
737	Computer programming, data processing, and other computer related services -----	535	1 228 720	429 304	106 180	10 076
7371, 2, 3	Computer programming, prepackaged software, and integrated systems -----	295	677 344	273 317	70 429	5 703
7371	Computer programming services -----	210	242 655	100 540	28 124	1 924
7372	Prepackaged software -----	52	170 868	79 670	19 846	1 386
7373	Computer integrated systems -----	33	263 821	93 107	22 459	2 393
7374, 5, 6	Data processing services -----	105	360 195	92 767	21 501	3 037
7374, 5	Computer processing, information retrieval -----	97	345 577	88 217	20 649	2 942
7374	Computer processing and data preparation and processing services -----	74	181 487	42 567	10 411	1 645
7375	Information retrieval services -----	23	164 090	45 650	10 238	1 297
7376	Computer facilities management services -----	8	14 618	4 550	852	95
7377, 8, 9	Computer rental and leasing, maintenance, and related services, n.e.c. -----	135	191 181	63 220	14 250	1 336
7377	Computer rental and leasing -----	5	(D)	(D)	(D)	AA
7378	Computer maintenance and repair -----	29	104 941	20 478	4 622	520
7379	Computer related services, n.e.c. -----	101	(D)	(D)	(D)	FF
7379 pt.	Computer consultants -----	87	69 594	37 222	8 624	690
7379 pt.	Miscellaneous computer services, n.e.c. -----	14	(D)	(D)	(D)	CC
738	Miscellaneous business services -----	835	936 891	384 327	87 894	22 024
7381, 2	Detective agencies and protective services -----	167	253 902	152 015	37 291	13 056
7381	Detective, guard, and armored car services -----	145	215 194	139 607	34 473	12 532
7381 pt.	Detective agencies and guard services -----	140	197 449	128 680	31 603	12 107
7381 pt.	Armored car services -----	5	17 745	10 927	2 870	425
7382	Security systems services -----	22	38 708	12 408	2 818	524
7383	News syndicates -----	12	30 864	9 017	2 276	255
7384	Photofinishing laboratories* -----	63	86 154	27 273	6 773	1 212
7384 pt.	Photofinishing laboratories, except "one-hour" (mini) labs* -----	45	82 584	26 357	6 545	1 133
7384 pt.	One-hour (mini) photofinishing* -----	18	3 570	916	228	79
7389	Business services, n.e.c. -----	593	565 971	196 022	41 554	7 501
7389 pt.	Sign painting shops -----	18	5 423	1 953	488	77
7389 pt.	Interior designing -----	111	53 696	13 459	3 138	420
7389 pt.	Telephone answering services -----	31	6 975	2 999	746	240
7389 pt.	Other business services -----	433	499 877	177 611	37 182	6 764
7389 pt.	Water softening and conditioning services -----	3	381	71	22	4
7389 pt.	Packaging and labeling services -----	23	17 006	5 463	1 286	271
7389 pt.	Trading stamp services -----	—	—	—	—	—
7389 pt.	Miscellaneous business services -----	407	482 490	172 077	35 874	6 489
7389 pt.	Convention and trade show services -----	43	131 295	53 063	11 533	1 825
7389 pt.	Private mail centers -----	15	19 687	8 954	1 965	771
7389 pt.	Miscellaneous business services, n.e.c. -----	349	331 508	110 060	22 376	3 893

Table 5. Summary Statistics for Firms Subject to Federal Income Tax for Places With 350 Establishments or More: 1992 — Con.

[Includes only establishments with payroll. For meaning of abbreviations and symbols, see introductory text. For explanation of terms and comparability of 1987 and 1992 censuses, see appendix A. For information on geographic areas followed by ▲, see appendix F]

SIC code	Geographic area and kind of business or operation	Establishments (number)	Receipts (\$1,000)	Annual payroll (\$1,000)	First-quarter payroll (\$1,000)	Paid employees for pay period including March 12 (number)
CHICAGO ▲—Con.						
75	Automotive repair, services, and parking	1 558	931 791	214 388	51 191	10 670
751	Automotive rental and leasing, without drivers	88	311 057	47 954	11 146	2 147
7513	Truck rental and leasing, without drivers	34	61 540	10 633	2 600	288
7513 pt.	Truck rental, without drivers	16	22 526	1 925	497	91
7513 pt.	Truck leasing, except finance leasing	18	39 014	8 708	2 103	197
7514, 5	Passenger car rental and leasing	48	248 055	37 055	8 485	1 840
7514	Passenger car rental	42	237 060	34 201	7 911	1 778
7515	Passenger car leasing	6	10 995	2 854	574	62
7519	Utility trailer and recreational vehicle rental	6	1 462	266	61	19
752	Automobile parking	378	193 904	41 365	10 174	2 431
7521 pt.	Parking lots	170	41 144	8 512	2 065	554
7521 pt.	Parking structures	208	152 760	32 853	8 109	1 877
753	Automotive repair shops	944	376 496	111 350	26 554	4 992
7532	Top, body, and upholstery repair shops and paint shops	267	140 475	44 615	10 373	1 774
7532 pt.	Top and body repair shops	250	135 150	42 661	9 931	1 710
7532 pt.	Paint shops	17	5 325	1 954	442	64
7538	General automotive repair shops	418	123 105	33 176	7 873	1 692
7538 pt.	General automotive repair shops, except diesel	382	108 635	28 962	6 865	1 474
7538 pt.	Diesel repair shops	36	14 470	4 214	1 008	218
7533, 4, 6, 7, 9	Other automotive repair shops	259	112 916	33 559	8 308	1 526
7533	Automotive exhaust system repair shops	67	35 467	9 077	2 025	391
7534	Tire retreading and repair shops	17	7 488	2 927	731	132
7536	Automotive glass replacement shops	28	18 948	5 620	1 644	260
7537	Automotive transmission repair shops	54	15 997	5 179	1 260	245
7539	Automotive repair shops, n.e.c.	93	35 016	10 756	2 648	498
7539 pt.	Radiator repair	21	7 168	1 990	421	84
7539 pt.	Brake, front end, and wheel alignment	38	14 270	3 842	965	170
7539 pt.	Automotive electrical and fuel system services	25	6 287	2 127	536	125
7539 pt.	Carburetor repair shops	19	4 425	1 434	359	84
7539 pt.	Automotive electrical repair shops	6	1 862	693	177	41
7539 pt.	Other automotive repair shops, n.e.c.	9	7 291	2 797	726	119
754	Automotive services, except repair	148	50 334	13 719	3 317	1 100
7542	Carwashes	75	19 144	4 790	1 168	449
7549	Automotive services, except repair and carwashes	73	31 190	8 929	2 149	651
7549 pt.	Lubrication shops	37	16 088	4 511	1 093	396
7549 pt.	Other automotive services	36	15 102	4 418	1 056	255
7549 pt.	Towing services	25	9 393	2 807	670	169
7549 pt.	Other automotive services, n.e.c.	11	5 709	1 611	386	86
76	Miscellaneous repair services	435	279 554	109 000	25 432	3 659
762	Electrical repair shops	121	105 516	47 527	11 659	1 496
7622	Radio and television repair shops	37	13 419	6 360	1 611	261
7623, 9	Other electrical and electronic repair shops	84	92 097	41 167	10 448	1 235
7623	Refrigeration and air-conditioning service and repair shops	17	52 814	28 263	6 929	637
7629	Electrical and electronic repair shops, n.e.c.	67	39 283	12 904	3 119	598
763	Watch, clock, and jewelry repair	35	5 645	1 361	362	113
764	Reupholstery and furniture repair	55	13 319	4 636	1 137	251
769	Miscellaneous repair and related services	224	155 074	55 476	12 274	1 799
7692	Welding repair	15	7 111	2 804	571	104
7694	Armature rewinding shops	16	33 984	10 452	2 599	297
7699	Repair shops and related services, n.e.c.	193	113 979	42 220	9 104	1 398
7699 pt.	Farm machinery and equipment repair	2	(D)	(D)	(D)	AA
7699 pt.	Lawnmower and other small gasoline engine repair	16	5 928	1 487	341	80
7699 pt.	Sewer and septic tank cleaning services	10	11 302	5 699	892	141
7699 pt.	Other repair and related services, n.e.c.	165	(D)	(D)	(D)	GG
78, 79, 84	Amusement and recreation services, including motion pictures and museums	865	1 394 086	483 862	104 818	35 221
781, 2	Motion picture production, distribution, and services	253	761 067	243 177	57 616	26 105
7812 pt.	Motion picture production, except for television	80	(D)	(D)	(D)	EE
7812 pt.	Motion picture and tape production for television	68	91 881	32 447	7 776	731
7819	Services allied to motion picture production	66	(D)	(D)	(D)	JJ
7822 pt.	Motion picture film and tape distributors	22	184 350	8 031	1 863	230
7822 pt.	Motion picture film exchanges	17	(D)	(D)	(D)	CC
7822 pt.	Video tape wholesalers	5	(D)	(D)	(D)	BB
7822 pt.	Film and tape distribution for television	12	(D)	(D)	(D)	BB
7829	Services allied to motion picture distribution	5	(D)	(D)	(D)	AA
783	Motion picture theaters	36	65 367	11 351	2 770	809
7832	Motion picture theaters, except drive-in	34	(D)	(D)	(D)	FF
7833	Drive-in motion picture theaters	2	(D)	(D)	(D)	BB
784	Video tape rental	130	37 126	6 281	1 553	715
792	Theatrical producers (except motion picture), bands, orchestras, and entertainers	158	117 347	30 452	6 099	1 100
7922	Theatrical producers (except motion picture) and miscellaneous theatrical services	95	57 120	17 190	3 674	754
7922 pt.	Producers of live theatrical productions	26	23 140	6 874	1 388	354
7922 pt.	Producers of radio and television shows, except tape producers	13	(D)	(D)	(D)	BB
7922 pt.	Artists' and entertainers' managers or agents, concert bureaus, booking agents	30	9 457	3 105	795	152
7922 pt.	Other theatrical services	26	(D)	(D)	(D)	CC
7929	Bands, orchestras, actors, and other entertainers and entertainment groups	63	60 227	13 262	2 425	346
7929 pt.	Dance groups and artists	3	(D)	(D)	(D)	BB
7929 pt.	Symphony orchestras, opera companies, and chamber music organizations	—	—	—	—	—
7929 pt.	Other music and entertainment presentations	60	(D)	(D)	(D)	EE
7929 pt.	Other music groups and artists	30	(D)	(D)	(D)	CC
7929 pt.	Other entertainers and entertainment groups	30	45 773	7 969	1 118	163

Table 5. Summary Statistics for Firms Subject to Federal Income Tax for Places With 350 Establishments or More: 1992 — Con.

[Includes only establishments with payroll. For meaning of abbreviations and symbols, see introductory text. For explanation of terms and comparability of 1987 and 1992 censuses, see appendix A. For information on geographic areas followed by ▲, see appendix F]

SIC code	Geographic area and kind of business or operation	Establishments (number)	Receipts (\$1,000)	Annual payroll (\$1,000)	First-quarter payroll (\$1,000)	Paid employees for pay period including March 12 (number)
CHICAGO ▲—Con.						
78, 79, 84	Amusement and recreation services, including motion pictures and museums—Con.					
793	Bowling centers	38	15 565	4 294	1 195	420
79 ex. 792, 3; 84	Commercial sports and other amusement and recreation services, including museums	250	397 614	188 307	35 585	6 072
794	Commercial sports	24	153 666	128 470	21 394	1 223
7941	Professional sports clubs, managers, promoters	21	153 533	128 433	21 374	1 217
7941 pt.	Baseball clubs	2	(D)	(D)	(D)	FF
7941 pt.	Football clubs	—	—	—	—	—
7941 pt.	Other professional sports clubs	4	(D)	(D)	(D)	CC
7941 pt.	Managers and promoters	15	(D)	(D)	(D)	CC
7948	Racing, including track operation	3	133	37	20	6
7948 pt.	Auto racetrack operation	—	—	—	—	—
7948 pt.	Horse racetrack operation	—	—	—	—	—
7948 pt.	Dog racetrack operation	—	—	—	—	—
7948 pt.	Racing stables and racing, n.e.c.	3	133	37	20	6
79 ex. 792, 3, 4; 84	Other amusement and recreation services, including museums	226	243 948	59 837	14 191	4 849
791	Dance studios, schools, and halls	17	5 589	1 717	487	129
7991	Physical fitness facilities	49	57 081	15 399	3 974	1 667
7991 pt.	Physical fitness centers, except gymnasiums and athletic clubs	42	40 616	9 883	2 635	842
7991 pt.	Gymnasiums and athletic clubs	7	16 465	5 516	1 339	825
7992	Public golf courses	3	(D)	(D)	(D)	BB
7993	Coin-operated amusement devices	47	23 504	5 340	1 277	271
7996	Amusement parks	1	(D)	(D)	(D)	AA
7997	Membership sports and recreation clubs	14	42 111	14 859	3 624	1 133
7999, 84	Amusement and recreation services, including museums, n.e.c.	95	113 338	21 699	4 663	1 608
7999 pt.	Concession operators of amusement devices and rides	4	(D)	(D)	(D)	AA
7999 pt.	Carnivals, circuses, and fairs	2	(D)	(D)	(D)	AA
7999 pt.	Carnivals and circuses	1	(D)	(D)	(D)	AA
7999 pt.	Fairs	1	(D)	(D)	(D)	AA
7999 pt., 84	Other recreation and amusements, including museums	89	112 228	21 489	4 661	1 606
84	Museums, art galleries, and botanical and zoological gardens	6	1 287	248	50	15
841	Museums and art galleries	5	(D)	(D)	(D)	AA
842	Arboreta and botanical or zoological gardens	1	(D)	(D)	(D)	AA
7999 pt.	Roller skating rinks	2	(D)	(D)	(D)	BB
7999 pt.	Ice skating rinks	—	—	—	—	—
7999 pt.	Other amusement and recreation services, n.e.c.	81	(D)	(D)	(D)	GG
80	Health services	3 700	2 589 858	1 102 828	237 618	36 009
801	Offices and clinics of doctors of medicine	1 910	1 213 257	573 650	113 083	9 878
8011 pt.	Offices of doctors of medicine	1 868	1 154 622	552 340	107 978	9 017
8011 pt.	General medical clinics	42	58 635	21 310	5 105	861
802	Offices and clinics of dentists	959	248 491	86 986	19 279	3 726
8021 pt.	Offices of dentists	948	245 454	85 224	18 854	3 676
8021 pt.	Dental clinics	11	3 037	1 762	425	50
803	Offices and clinics of doctors of osteopathy	15	4 421	1 823	345	51
8031 pt.	Offices of osteopathic physicians	14	(D)	(D)	(D)	BB
8031 pt.	Osteopathic clinics	1	(D)	(D)	(D)	AA
804	Offices and clinics of other health practitioners	449	113 689	41 397	9 233	1 653
8041	Offices and clinics of chiropractors	99	23 881	7 830	1 773	333
8042	Offices and clinics of optometrists	108	30 270	8 709	1 888	468
8043	Offices and clinics of podiatrists	94	21 360	6 803	1 419	273
8049	Offices and clinics of health practitioners, n.e.c.	148	38 178	18 055	4 153	579
805	Nursing and personal care facilities	91	342 532	132 927	31 535	9 896
8051	Skilled nursing care facilities	59	244 527	96 356	22 960	7 055
8052	Intermediate care facilities	21	73 890	26 918	6 263	2 060
8059	Nursing and personal care facilities, n.e.c.	11	24 115	9 653	2 312	781
806	Hospitals	10	399 195	167 982	41 884	6 146
8062	General medical and surgical hospitals	6	344 173	146 289	36 337	5 276
8063, 9	Specialty hospitals	4	55 022	21 693	5 547	870
8063	Psychiatric hospitals	4	55 022	21 693	5 547	870
8069	Specialty hospitals, except psychiatric	—	—	—	—	—
807, 8, 9	Other health services	266	268 273	98 063	22 259	4 659
807	Medical and dental laboratories	125	54 145	20 128	4 575	731
8071	Medical laboratories	69	44 984	16 007	3 563	546
8072	Dental laboratories	56	9 161	4 121	1 012	185
808	Home health care services	44	124 515	42 097	9 574	2 676
809	Miscellaneous health and allied services, n.e.c.	97	89 613	35 838	8 110	1 252
8092	Kidney dialysis centers	14	30 252	9 349	2 030	338
8093	Specialty outpatient facilities, n.e.c.	42	24 737	9 496	2 041	381
8099	Health and allied services, n.e.c.	41	34 624	16 993	4 039	533
81	Legal services	2 820	4 384 502	1 679 274	364 328	30 774
823, 4, 9	Selected educational services	149	91 372	31 810	7 468	1 676
823	Libraries	1	(D)	(D)	(D)	AA
824	Vocational schools	62	50 918	19 295	4 624	903
8243	Data processing schools	14	11 875	4 429	1 081	196
8244	Business and secretarial schools	7	6 998	2 550	655	125
8249	Vocational schools, n.e.c.	41	32 045	12 316	2 888	582
829	Schools and educational services, n.e.c.	86	(D)	(D)	(D)	FF

Table 5. Summary Statistics for Firms Subject to Federal Income Tax for Places With 350 Establishments or More: 1992 — Con.

[Includes only establishments with payroll. For meaning of abbreviations and symbols, see introductory text. For explanation of terms and comparability of 1987 and 1992 censuses, see appendix A. For information on geographic areas followed by ▲, see appendix F]

SIC code	Geographic area and kind of business or operation	Establishments (number)	Receipts (\$1,000)	Annual payroll (\$1,000)	First-quarter payroll (\$1,000)	Paid employees for pay period including March 12 (number)
CHICAGO ▲—Con.						
83	Social services	227	90 491	31 585	7 486	2 154
835	Child day care services	129	20 556	8 567	2 206	894
832, 3, 6, 9	Other social services	98	69 935	23 018	5 280	1 260
832	Individual and family social services	56	36 474	11 353	2 548	699
833	Job training and vocational rehabilitation services	17	12 078	6 596	1 533	229
836	Residential care	14	9 290	3 281	762	281
839	Social services, n.e.c.	11	12 093	1 788	437	51
87 ex. 8733	Engineering, accounting, research, management, and related services (except noncommercial research organizations)	2 461	3 967 651	1 771 652	410 133	38 802
871	Engineering, architectural, and surveying services	591	1 194 366	542 312	124 827	11 634
8711	Engineering services	270	869 726	404 466	93 618	8 164
8712	Architectural services	297	313 106	132 323	29 942	3 286
8713	Surveying services	24	11 534	5 523	1 267	184
872	Accounting, auditing, and bookkeeping services	614	1 188 730	481 289	123 850	11 656
873 ex. 8733	Research, development, and testing services (except noncommercial research organizations)	151	267 890	113 989	29 895	3 596
8731	Commercial physical and biological research	15	5 744	1 937	490	83
8731 pt.	Commercial physical research	7	1 635	775	238	35
8731 pt.	Commercial medical and biological research	8	4 109	1 162	252	48
8732	Commercial economic, sociological, and educational research	113	249 938	107 038	28 312	3 343
8734	Testing laboratories	23	12 208	5 014	1 093	170
874	Management and public relations services	1 105	1 316 665	634 062	131 561	11 916
8741	Management services	282	390 085	173 967	35 229	4 117
8742	Management consulting services	541	723 057	362 661	75 490	5 673
8743	Public relations services	138	112 569	53 417	12 139	1 223
8744	Facilities support management services	4	(D)	(D)	(D)	BB
8748	Business consulting services, n.e.c.	140	(D)	(D)	(D)	FF
89	Services, n.e.c.	150	99 409	44 382	8 426	782
8999 pt.	Scientific and related consulting services, except environmental	29	36 866	19 719	3 986	270
8999 pt.	Other services	121	62 543	24 663	4 440	512
8999 pt.	Environmental consulting	14	32 026	10 612	2 300	289
8999 pt.	Authors, composers, and other arts-related services	44	14 557	6 480	995	89
8999 pt.	Other services, n.e.c.	63	15 960	7 571	1 145	134
CRYSTAL LAKE						
	Total	388	198 690	67 896	15 659	2 993
70 ex. 704	Hotels, rooming houses, camps, and other lodging places (except membership lodging)	5	(D)	(D)	(D)	CC
7011	Hotels and motels	5	(D)	(D)	(D)	CC
7011 pt.	Hotels	1	(D)	(D)	(D)	CC
7011 pt.	Motels, motor hotels, and tourist courts	4	(D)	(D)	(D)	BB
702, 3	Other lodging places	—	—	—	—	—
72	Personal services	51	8 570	2 780	670	283
721	Laundry, cleaning, and garment services	13	1 862	606	136	72
7211	Power laundries, family and commercial*	—	—	—	—	—
7213	Linen supply*	—	—	—	—	—
7215	Coin-operated laundries and drycleaning	3	370	51	14	13
7216	Drycleaning plants, except rug cleaning*	4	758	195	45	25
7217	Carpet and upholstery cleaning	3	359	139	24	11
7218	Industrial laundriers*	1	(D)	(D)	(D)	AA
7212, 9	Other laundry, cleaning, and garment services*	2	(D)	(D)	(D)	AA
722	Photographic studios, portrait	3	484	97	20	12
723, 4	Beauty and barber shops	21	3 189	1 339	347	132
723	Beauty shops	20	(D)	(D)	(D)	CC
724	Barber shops	1	(D)	(D)	(D)	AA
725	Shoe repair shops and shoeshine parlors	—	—	—	—	—
726	Funeral service and crematories	3	666	99	23	3
729	Miscellaneous personal services	11	2 369	639	144	64
73	Business services	64	51 302	16 383	3 886	854
731	Advertising	6	1 496	134	19	5
732	Consumer credit reporting agencies, mercantile reporting agencies, and adjustment and collection agencies	—	—	—	—	—
733	Mailing, reproduction, commercial art and photography, and stenographic services	7	3 852	964	230	40
734	Services to dwellings and other buildings	15	1 480	431	89	44
735	Miscellaneous equipment rental and leasing	4	(D)	(D)	(D)	AA
736	Personnel supply services	6	5 843	4 234	905	325
737	Computer programming, data processing, and other computer related services	9	(D)	(D)	(D)	EE
7371, 2, 3	Computer programming, prepackaged software, and integrated systems	7	(D)	(D)	(D)	EE
7374, 5, 6	Data processing services	1	(D)	(D)	(D)	AA
7377, 8, 9	Computer rental and leasing, maintenance, and related services, n.e.c.	1	(D)	(D)	(D)	AA
738	Miscellaneous business services	17	(D)	(D)	(D)	CC

Table 5. Summary Statistics for Firms Subject to Federal Income Tax for Places With 350 Establishments or More: 1992 — Con.

[Includes only establishments with payroll. For meaning of abbreviations and symbols, see introductory text. For explanation of terms and comparability of 1987 and 1992 censuses, see appendix A. For information on geographic areas followed by ▲, see appendix F]

SIC code	Geographic area and kind of business or operation	Establishments (number)	Receipts (\$1,000)	Annual payroll (\$1,000)	First-quarter payroll (\$1,000)	Paid employees for pay period including March 12 (number)
CRYSTAL LAKE—Con.						
75	Automotive repair, services, and parking	44	14 332	3 587	795	169
751	Automotive rental and leasing, without drivers	3	(D)	(D)	(D)	AA
752	Automobile parking	1	(D)	(D)	(D)	AA
753	Automotive repair shops	33	9 795	2 759	621	105
7532	Top, body, and upholstery repair shops and paint shops	8	1 449	484	124	20
7538	General automotive repair shops	14	4 636	1 297	264	44
7533, 4, 6, 7, 9	Other automotive repair shops	11	3 710	978	233	41
754	Automotive services, except repair	7	(D)	(D)	(D)	BB
76	Miscellaneous repair services	12	2 111	697	169	54
762	Electrical repair shops	1	(D)	(D)	(D)	AA
7622	Radio and television repair shops	—	—	—	—	—
7623, 9	Other electrical and electronic repair shops	1	(D)	(D)	(D)	AA
763	Watch, clock, and jewelry repair	—	—	—	—	—
764	Reupholstery and furniture repair	—	—	—	—	—
769	Miscellaneous repair and related services	11	(D)	(D)	(D)	BB
78, 79, 84	Amusement and recreation services, including motion pictures and museums	22	5 867	1 287	214	152
781, 2	Motion picture production, distribution, and services	—	—	—	—	—
783	Motion picture theaters	1	(D)	(D)	(D)	AA
784	Video tape rental	8	(D)	(D)	(D)	BB
792	Theatrical producers (except motion picture), bands, orchestras, and entertainers	—	—	—	—	—
793	Bowling centers	1	(D)	(D)	(D)	AA
79 ex. 792, 3; 84	Commercial sports and other amusement and recreation services, including museums	12	2 785	644	93	72
80	Health services	102	44 114	19 922	4 889	677
801	Offices and clinics of doctors of medicine	42	22 834	11 181	2 883	242
802	Offices and clinics of dentists	34	11 567	5 179	1 156	200
803	Offices and clinics of doctors of osteopathy	1	(D)	(D)	(D)	AA
804	Offices and clinics of other health practitioners	20	5 684	1 361	306	82
805	Nursing and personal care facilities	2	(D)	(D)	(D)	CC
806	Hospitals	—	—	—	—	—
807, 8, 9	Other health services	3	(D)	(D)	(D)	AA
81	Legal services	31	13 358	5 398	1 224	149
823, 4, 9	Selected educational services	2	(D)	(D)	(D)	BB
83	Social services	6	1 434	580	139	74
835	Child day care services	4	(D)	(D)	(D)	BB
832, 3, 6, 9	Other social services	2	(D)	(D)	(D)	AA
87 ex. 8733	Engineering, accounting, research, management, and related services (except noncommercial research organizations)	47	50 470	15 135	3 156	360
871	Engineering, architectural, and surveying services	11	(D)	(D)	(D)	EE
872	Accounting, auditing, and bookkeeping services	18	(D)	(D)	(D)	BB
873 ex. 8733	Research, development, and testing services (except noncommercial research organizations)	—	—	—	—	—
874	Management and public relations services	18	3 150	991	187	37
89	Services, n.e.c.	2	(D)	(D)	(D)	AA
DECATUR						
	Total	621	289 936	118 164	25 623	5 627
70 ex. 704	Hotels, rooming houses, camps, and other lodging places (except membership lodging)	12	(D)	(D)	(D)	EE
7011	Hotels and motels	12	(D)	(D)	(D)	EE
7011 pt.	Hotels	4	(D)	(D)	(D)	EE
7011 pt.	Motels, motor hotels, and tourist courts	8	3 724	854	190	109
702, 3	Other lodging places	—	—	—	—	—
72	Personal services	79	26 317	8 952	2 265	769
721	Laundry, cleaning, and garment services	22	(D)	(D)	(D)	EE
7211	Power laundries, family and commercial*	1	(D)	(D)	(D)	AA
7213	Linen supply*	1	(D)	(D)	(D)	BB
7215	Coin-operated laundries and drycleaning	4	(D)	(D)	(D)	BB
7216	Drycleaning plants, except rug cleaning*	6	2 144	707	157	63
7217	Carpet and upholstery cleaning	5	(D)	(D)	(D)	AA
7218	Industrial launderers*	1	(D)	(D)	(D)	CC
7212, 9	Other laundry, cleaning, and garment services*	4	(D)	(D)	(D)	BB
722	Photographic studios, portrait	7	(D)	(D)	(D)	BB
723, 4	Beauty and barber shops	28	3 199	1 334	339	127
723	Beauty shops	22	2 720	1 169	291	111
724	Barber shops	6	479	165	48	16
725	Shoe repair shops and shoeshine parlors	—	—	—	—	—
726	Funeral service and crematories	5	(D)	(D)	(D)	BB
729	Miscellaneous personal services	17	(D)	(D)	(D)	CC

Table 5. Summary Statistics for Firms Subject to Federal Income Tax for Places With 350 Establishments or More: 1992 — Con.

[Includes only establishments with payroll. For meaning of abbreviations and symbols, see introductory text. For explanation of terms and comparability of 1987 and 1992 censuses, see appendix A. For information on geographic areas followed by ▲, see appendix F]

SIC code	Geographic area and kind of business or operation	Establishments (number)	Receipts (\$1,000)	Annual payroll (\$1,000)	First-quarter payroll (\$1,000)	Paid employees for pay period including March 12 (number)
DECATUR—Con.						
73	Business services	101	46 513	18 226	3 892	1 140
731	Advertising	5	(D)	(D)	(D)	BB
732	Consumer credit reporting agencies, mercantile reporting agencies, and adjustment and collection agencies	6	3 437	1 178	285	70
733	Mailing, reproduction, commercial art and photography, and stenographic services	6	(D)	(D)	(D)	AA
734	Services to dwellings and other buildings	22	6 570	3 068	618	225
735	Miscellaneous equipment rental and leasing	13	9 098	1 666	390	79
736	Personnel supply services	6	5 590	2 943	590	249
737	Computer programming, data processing, and other computer related services	19	10 838	4 669	1 058	204
7371, 2, 3	Computer programming, prepackaged software, and integrated systems	7	4 228	1 535	370	43
7374, 5, 6	Data processing services	4	(D)	(D)	(D)	CC
7377, 8, 9	Computer rental and leasing, maintenance, and related services, n.e.c.	8	(D)	(D)	(D)	AA
738	Miscellaneous business services	24	(D)	(D)	(D)	EE
75	Automotive repair, services, and parking	76	26 018	7 821	1 878	430
751	Automotive rental and leasing, without drivers	8	5 267	1 324	322	91
752	Automobile parking	—	—	—	—	—
753	Automotive repair shops	54	17 367	5 460	1 320	248
7532	Top, body, and upholstery repair shops and paint shops	13	6 192	2 112	482	75
7538	General automotive repair shops	20	(D)	(D)	(D)	BB
7533, 4, 6, 7, 9	Other automotive repair shops	21	(D)	(D)	(D)	BB
754	Automotive services, except repair	14	3 384	1 037	236	91
76	Miscellaneous repair services	20	11 387	3 927	952	169
762	Electrical repair shops	10	(D)	(D)	(D)	BB
7622	Radio and television repair shops	3	(D)	(D)	(D)	AA
7623, 9	Other electrical and electronic repair shops	7	(D)	(D)	(D)	BB
763	Watch, clock, and jewelry repair	1	(D)	(D)	(D)	AA
764	Reupholstery and furniture repair	1	(D)	(D)	(D)	AA
769	Miscellaneous repair and related services	8	(D)	(D)	(D)	CC
78, 79, 84	Amusement and recreation services, including motion pictures and museums	38	13 785	3 678	891	410
781, 2	Motion picture production, distribution, and services	—	—	—	—	—
783	Motion picture theaters	2	(D)	(D)	(D)	BB
784	Video tape rental	9	(D)	(D)	(D)	BB
792	Theatrical producers (except motion picture), bands, orchestras, and entertainers	—	—	—	—	—
793	Bowling centers	5	(D)	(D)	(D)	CC
79 ex. 792, 3; 84	Commercial sports and other amusement and recreation services, including museums	22	(D)	(D)	(D)	CC
80	Health services	166	100 349	51 516	10 177	1 527
801	Offices and clinics of doctors of medicine	81	58 345	34 199	6 607	526
802	Offices and clinics of dentists	39	13 287	6 666	1 363	235
803	Offices and clinics of doctors of osteopathy	1	(D)	(D)	(D)	AA
804	Offices and clinics of other health practitioners	23	(D)	(D)	(D)	BB
805	Nursing and personal care facilities	9	(D)	(D)	(D)	EE
806	Hospitals	—	—	—	—	—
807, 8, 9	Other health services	13	(D)	(D)	(D)	CC
81	Legal services	53	(D)	(D)	(D)	CC
823, 4, 9	Selected educational services	1	(D)	(D)	(D)	AA
83	Social services	13	(D)	(D)	(D)	CC
835	Child day care services	7	(D)	(D)	(D)	BB
832, 3, 6, 9	Other social services	6	1 916	540	127	62
87 ex. 8733	Engineering, accounting, research, management, and related services (except noncommercial research organizations)	61	29 170	12 861	2 967	450
871	Engineering, architectural, and surveying services	18	17 950	8 144	1 734	243
872	Accounting, auditing, and bookkeeping services	29	(D)	(D)	(D)	CC
873 ex. 8733	Research, development, and testing services (except noncommercial research organizations)	4	(D)	(D)	(D)	AA
874	Management and public relations services	10	3 076	1 170	379	37
89	Services, n.e.c.	1	(D)	(D)	(D)	AA

Table 5. Summary Statistics for Firms Subject to Federal Income Tax for Places With 350 Establishments or More: 1992 — Con.

[Includes only establishments with payroll. For meaning of abbreviations and symbols, see introductory text. For explanation of terms and comparability of 1987 and 1992 censuses, see appendix A. For information on geographic areas followed by ▲, see appendix F]

SIC code	Geographic area and kind of business or operation	Establishments (number)	Receipts (\$1,000)	Annual payroll (\$1,000)	First-quarter payroll (\$1,000)	Paid employees for pay period including March 12 (number)
	DEERFIELD ▲					
	Total	368	402 011	112 892	24 925	4 003
70 ex. 704	Hotels, rooming houses, camps, and other lodging places (except membership lodging)	7	(D)	(D)	(D)	EE
7011	Hotels and motels	5	(D)	(D)	(D)	EE
7011 pt.	Hotels	5	(D)	(D)	(D)	EE
7011 pt.	Motels, motor hotels, and tourist courts	—	—	—	—	—
702, 3	Other lodging places	2	(D)	(D)	(D)	AA
72	Personal services	31	9 813	4 590	960	247
721	Laundry, cleaning, and garment services	9	(D)	(D)	(D)	BB
7211	Power laundries, family and commercial*	—	—	—	—	—
7213	Linen supply*	1	(D)	(D)	(D)	BB
7215	Coin-operated laundries and drycleaning	—	—	—	—	—
7216	Drycleaning plants, except rug cleaning*	5	(D)	(D)	(D)	AA
7217	Carpet and upholstery cleaning	1	(D)	(D)	(D)	AA
7218	Industrial laundriers*	—	—	—	—	—
7212, 9	Other laundry, cleaning, and garment services*	2	(D)	(D)	(D)	AA
722	Photographic studios, portrait	—	—	—	—	—
723, 4	Beauty and barber shops	20	5 906	3 101	676	188
723	Beauty shops	19	(D)	(D)	(D)	CC
724	Barber shops	1	(D)	(D)	(D)	AA
725	Shoe repair shops and shoeshine parlors	—	—	—	—	—
726	Funeral service and crematories	—	—	—	—	—
729	Miscellaneous personal services	2	(D)	(D)	(D)	AA
73	Business services	90	179 907	30 075	7 145	1 036
731	Advertising	15	(D)	(D)	(D)	CC
732	Consumer credit reporting agencies, mercantile reporting agencies, and adjustment and collection agencies	3	(D)	(D)	(D)	AA
733	Mailing, reproduction, commercial art and photography, and stenographic services	14	(D)	(D)	(D)	BB
734	Services to dwellings and other buildings	6	(D)	(D)	(D)	BB
735	Miscellaneous equipment rental and leasing	3	(D)	(D)	(D)	CC
736	Personnel supply services	12	7 700	3 987	959	462
737	Computer programming, data processing, and other computer related services	25	62 177	11 728	2 496	167
7371, 2, 3	Computer programming, prepackaged software, and integrated systems	14	(D)	(D)	(D)	CC
7374, 5, 6	Data processing services	1	(D)	(D)	(D)	BB
7377, 8, 9	Computer rental and leasing, maintenance, and related services, n.e.c.	10	(D)	(D)	(D)	AA
738	Miscellaneous business services	12	(D)	(D)	(D)	BB
75	Automotive repair, services, and parking	3	(D)	(D)	(D)	AA
751	Automotive rental and leasing, without drivers	1	(D)	(D)	(D)	AA
752	Automobile parking	—	—	—	—	—
753	Automotive repair shops	2	(D)	(D)	(D)	AA
7532	Top, body, and upholstery repair shops and paint shops	1	(D)	(D)	(D)	AA
7538	General automotive repair shops	1	(D)	(D)	(D)	AA
7533, 4, 6, 7, 9	Other automotive repair shops	—	—	—	—	—
754	Automotive services, except repair	—	—	—	—	—
76	Miscellaneous repair services	4	811	167	47	5
762	Electrical repair shops	3	(D)	(D)	(D)	AA
7622	Radio and television repair shops	1	(D)	(D)	(D)	AA
7623, 9	Other electrical and electronic repair shops	2	(D)	(D)	(D)	AA
763	Watch, clock, and jewelry repair	—	—	—	—	—
764	Reupholstery and furniture repair	—	—	—	—	—
769	Miscellaneous repair and related services	1	(D)	(D)	(D)	AA
78, 79, 84	Amusement and recreation services, including motion pictures and museums	21	36 123	7 790	1 766	397
781, 2	Motion picture production, distribution, and services	2	(D)	(D)	(D)	CC
783	Motion picture theaters	1	(D)	(D)	(D)	AA
784	Video tape rental	3	(D)	(D)	(D)	BB
792	Theatrical producers (except motion picture), bands, orchestras, and entertainers	6	1 432	208	19	22
793	Bowling centers	1	(D)	(D)	(D)	BB
79 ex. 792, 3, 84	Commercial sports and other amusement and recreation services, including museums	8	11 337	2 865	585	181
80	Health services	62	45 694	22 314	3 983	587
801	Offices and clinics of doctors of medicine	30	15 944	8 272	1 180	130
802	Offices and clinics of dentists	21	6 826	3 622	734	118
803	Offices and clinics of doctors of osteopathy	—	—	—	—	—
804	Offices and clinics of other health practitioners	6	2 920	593	125	28
805	Nursing and personal care facilities	2	(D)	(D)	(D)	CC
806	Hospitals	—	—	—	—	—
807, 8, 9	Other health services	3	(D)	(D)	(D)	CC
81	Legal services	21	4 766	1 900	254	38
823, 4, 9	Selected educational services	6	3 382	1 161	325	42

Table 5. Summary Statistics for Firms Subject to Federal Income Tax for Places With 350 Establishments or More: 1992 — Con.

[Includes only establishments with payroll. For meaning of abbreviations and symbols, see introductory text. For explanation of terms and comparability of 1987 and 1992 censuses, see appendix A. For information on geographic areas followed by ▲, see appendix F]

SIC code	Geographic area and kind of business or operation	Establishments (number)	Receipts (\$1,000)	Annual payroll (\$1,000)	First-quarter payroll (\$1,000)	Paid employees for pay period including March 12 (number)
	DEERFIELD ▲—Con.					
83	Social services	3	160	22	5	3
835	Child day care services	2	(D)	(D)	(D)	AA
832, 3, 6, 9	Other social services	1	(D)	(D)	(D)	AA
87 ex. 8733	Engineering, accounting, research, management, and related services (except noncommercial research organizations)	113	96 061	38 011	8 670	1 159
871	Engineering, architectural, and surveying services	20	30 790	15 101	3 531	323
872	Accounting, auditing, and bookkeeping services	38	18 342	6 904	1 506	439
873 ex. 8733	Research, development, and testing services (except noncommercial research organizations)	10	5 399	2 253	348	90
874	Management and public relations services	45	41 530	13 753	3 285	307
89	Services, n.e.c.	7	(D)	(D)	(D)	AA
	DES PLAINES					
	Total	770	1 218 010	236 167	53 829	11 435
70 ex. 704	Hotels, rooming houses, camps, and other lodging places (except membership lodging)	11	16 248	3 783	881	328
7011	Hotels and motels	11	16 248	3 783	881	328
7011 pt.	Hotels	4	11 813	2 886	697	232
7011 pt.	Motels, motor hotels, and tourist courts	7	4 435	897	184	96
702, 3	Other lodging places	—	—	—	—	—
72	Personal services	55	(D)	(D)	(D)	EE
721	Laundry, cleaning, and garment services	17	(D)	(D)	(D)	BB
7211	Power laundries, family and commercial*	—	—	—	—	—
7213	Linen supply*	—	—	—	—	—
7215	Coin-operated laundries and drycleaning	1	(D)	(D)	(D)	AA
7216	Drycleaning plants, except rug cleaning*	8	(D)	(D)	(D)	BB
7217	Carpet and upholstery cleaning	4	(D)	(D)	(D)	AA
7218	Industrial laundriers*	—	—	—	—	—
7212, 9	Other laundry, cleaning, and garment services*	4	650	189	52	19
722	Photographic studios, portrait	—	—	—	—	—
723, 4	Beauty and barber shops	31	(D)	(D)	(D)	CC
723	Beauty shops	27	(D)	(D)	(D)	CC
724	Barber shops	4	414	198	38	10
725	Shoe repair shops and shoeshine parlors	—	—	—	—	—
726	Funeral service and crematories	2	(D)	(D)	(D)	AA
729	Miscellaneous personal services	5	(D)	(D)	(D)	BB
73	Business services	211	240 429	94 671	21 178	6 299
731	Advertising	17	63 256	17 036	3 858	1 838
732	Consumer credit reporting agencies, mercantile reporting agencies, and adjustment and collection agencies	5	2 211	881	133	17
733	Mailing, reproduction, commercial art and photography, and stenographic services	33	27 498	9 583	2 255	331
734	Services to dwellings and other buildings	26	4 204	1 548	328	122
735	Miscellaneous equipment rental and leasing	8	26 125	8 587	2 032	215
736	Personnel supply services	36	34 241	24 888	4 638	2 281
737	Computer programming, data processing, and other computer related services	48	24 291	11 937	2 862	354
7371, 2, 3	Computer programming, prepackaged software, and integrated systems	28	14 633	7 394	1 752	179
7374, 5, 6	Data processing services	10	5 014	2 183	621	108
7377, 8, 9	Computer rental and leasing, maintenance, and related services, n.e.c.	10	4 644	2 360	489	67
738	Miscellaneous business services	38	58 603	20 211	5 072	1 141
75	Automotive repair, services, and parking	89	(D)	(D)	(D)	FF
751	Automotive rental and leasing, without drivers	18	(D)	(D)	(D)	FF
752	Automobile parking	—	—	—	—	—
753	Automotive repair shops	59	21 440	6 135	1 395	240
7532	Top, body, and upholstery repair shops and paint shops	17	9 013	3 376	756	105
7538	General automotive repair shops	32	8 555	1 826	385	84
7533, 4, 6, 7, 9	Other automotive repair shops	10	3 872	933	254	51
754	Automotive services, except repair	12	(D)	(D)	(D)	CC
76	Miscellaneous repair services	28	(D)	(D)	(D)	CC
762	Electrical repair shops	9	5 308	1 338	289	69
7622	Radio and television repair shops	1	(D)	(D)	(D)	BB
7623, 9	Other electrical and electronic repair shops	8	(D)	(D)	(D)	BB
763	Watch, clock, and jewelry repair	1	(D)	(D)	(D)	AA
764	Reupholstery and furniture repair	6	1 205	434	156	28
769	Miscellaneous repair and related services	12	(D)	(D)	(D)	BB

Table 5. Summary Statistics for Firms Subject to Federal Income Tax for Places With 350 Establishments or More: 1992 — Con.

[Includes only establishments with payroll. For meaning of abbreviations and symbols, see introductory text. For explanation of terms and comparability of 1987 and 1992 censuses, see appendix A. For information on geographic areas followed by ▲, see appendix F]

SIC code	Geographic area and kind of business or operation	Establishments (number)	Receipts (\$1,000)	Annual payroll (\$1,000)	First-quarter payroll (\$1,000)	Paid employees for pay period including March 12 (number)
DES PLAINES—Con.						
78, 79, 84	Amusement and recreation services, including motion pictures and museums	28	129 381	8 285	1 549	271
781, 2	Motion picture production, distribution, and services	5	(D)	(D)	(D)	CC
783	Motion picture theaters	1	(D)	(D)	(D)	AA
784	Video tape rental	7	(D)	(D)	(D)	BB
792	Theatrical producers (except motion picture), bands, orchestras, and entertainers	1	(D)	(D)	(D)	AA
793	Bowling centers	4	(D)	(D)	(D)	BB
79 ex. 792, 3; 84	Commercial sports and other amusement and recreation services, including museums	10	4 220	1 075	140	54
80	Health services	158	134 169	55 589	13 015	1 855
801	Offices and clinics of doctors of medicine	61	54 592	23 057	5 388	575
802	Offices and clinics of dentists	41	13 561	5 156	1 144	205
803	Offices and clinics of doctors of osteopathy	1	(D)	(D)	(D)	AA
804	Offices and clinics of other health practitioners	36	12 365	5 134	1 082	149
805	Nursing and personal care facilities	2	(D)	(D)	(D)	EE
806	Hospitals	1	(D)	(D)	(D)	EE
807, 8, 9	Other health services	16	11 243	4 532	993	171
81	Legal services	38	(D)	(D)	(D)	CC
823, 4, 9	Selected educational services	3	(D)	(D)	(D)	BB
83	Social services	10	(D)	(D)	(D)	BB
835	Child day care services	4	(D)	(D)	(D)	BB
832, 3, 6, 9	Other social services	6	486	121	41	13
87 ex. 8733	Engineering, accounting, research, management, and related services (except noncommercial research organizations)	134	85 625	34 531	8 073	1 039
871	Engineering, architectural, and surveying services	35	38 425	15 504	3 596	434
872	Accounting, auditing, and bookkeeping services	33	10 153	4 252	986	141
873 ex. 8733	Research, development, and testing services (except noncommercial research organizations)	8	4 477	1 909	396	77
874	Management and public relations services	58	32 570	12 866	3 095	387
89	Services, n.e.c.	5	(D)	(D)	(D)	BB
DOWNERS GROVE						
	Total	593	880 119	208 048	47 064	8 089
70 ex. 704	Hotels, rooming houses, camps, and other lodging places (except membership lodging)	9	19 139	5 291	1 087	398
7011	Hotels and motels	8	(D)	(D)	(D)	EE
7011 pt.	Hotels	3	(D)	(D)	(D)	EE
7011 pt.	Motels, motor hotels, and tourist courts	5	(D)	(D)	(D)	BB
702, 3	Other lodging places	1	(D)	(D)	(D)	AA
72	Personal services	61	12 354	3 967	885	343
721	Laundry, cleaning, and garment services	15	2 062	618	150	62
7211	Power laundries, family and commercial*	—	—	—	—	—
7213	Linen supply*	—	—	—	—	—
7215	Coin-operated laundries and drycleaning	1	(D)	(D)	(D)	AA
7216	Drycleaning plants, except rug cleaning*	11	1 386	357	77	35
7217	Carpet and upholstery cleaning	2	(D)	(D)	(D)	AA
7218	Industrial launderers*	—	—	—	—	—
7212, 9	Other laundry, cleaning, and garment services*	1	(D)	(D)	(D)	AA
722	Photographic studios, portrait	2	(D)	(D)	(D)	AA
723, 4	Beauty and barber shops	29	4 756	2 230	496	207
723	Beauty shops	29	4 756	2 230	496	207
724	Barber shops	—	—	—	—	—
725	Shoe repair shops and shoeshine parlors	—	—	—	—	—
726	Funeral service and crematories	4	2 266	420	107	18
729	Miscellaneous personal services	11	(D)	(D)	(D)	BB
73	Business services	129	169 589	51 532	12 710	1 988
731	Advertising	5	(D)	(D)	(D)	AA
732	Consumer credit reporting agencies, mercantile reporting agencies, and adjustment and collection agencies	—	—	—	—	—
733	Mailing, reproduction, commercial art and photography, and stenographic services	16	15 575	4 557	1 113	282
734	Services to dwellings and other buildings	20	6 021	2 588	547	187
735	Miscellaneous equipment rental and leasing	10	22 827	4 346	1 401	105
736	Personnel supply services	10	6 311	4 171	898	369
737	Computer programming, data processing, and other computer related services	46	104 363	29 679	7 276	664
7371, 2, 3	Computer programming, prepackaged software, and integrated systems	30	55 875	14 797	3 747	316
7374, 5, 6	Data processing services	4	(D)	(D)	(D)	CC
7377, 8, 9	Computer rental and leasing, maintenance, and related services, n.e.c.	12	(D)	(D)	(D)	CC
738	Miscellaneous business services	22	(D)	(D)	(D)	EE

Table 5. Summary Statistics for Firms Subject to Federal Income Tax for Places With 350 Establishments or More: 1992 — Con.

[Includes only establishments with payroll. For meaning of abbreviations and symbols, see introductory text. For explanation of terms and comparability of 1987 and 1992 censuses, see appendix A. For information on geographic areas followed by ▲, see appendix F]

SIC code	Geographic area and kind of business or operation	Establishments (number)	Receipts (\$1,000)	Annual payroll (\$1,000)	First-quarter payroll (\$1,000)	Paid employees for pay period including March 12 (number)
DOWNERS GROVE—Con.						
75	Automotive repair, services, and parking	41	21 752	6 513	1 568	283
751	Automotive rental and leasing, without drivers	5	(D)	(D)	(D)	AA
752	Automobile parking	1	(D)	(D)	(D)	AA
753	Automotive repair shops	29	16 307	4 980	1 207	192
7532	Top, body, and upholstery repair shops and paint shops	9	8 498	2 904	687	91
7538	General automotive repair shops	15	5 073	1 360	328	66
7533, 4, 6, 7, 9	Other automotive repair shops	5	2 736	716	192	35
754	Automotive services, except repair	6	3 469	1 209	274	69
76	Miscellaneous repair services	22	27 785	8 959	2 156	353
762	Electrical repair shops	10	22 673	8 046	1 926	299
7622	Radio and television repair shops	4	(D)	(D)	(D)	BB
7623, 9	Other electrical and electronic repair shops	6	(D)	(D)	(D)	CC
763	Watch, clock, and jewelry repair	—	—	—	—	—
764	Reupholstery and furniture repair	1	(D)	(D)	(D)	AA
769	Miscellaneous repair and related services	11	(D)	(D)	(D)	BB
78, 79, 84	Amusement and recreation services, including motion pictures and museums	16	3 964	1 413	362	141
781, 2	Motion picture production, distribution, and services	3	(D)	(D)	(D)	AA
783	Motion picture theaters	2	(D)	(D)	(D)	AA
784	Video tape rental	3	487	126	39	18
792	Theatrical producers (except motion picture), bands, orchestras, and entertainers	—	—	—	—	—
793	Bowling centers	2	(D)	(D)	(D)	BB
79 ex. 792, 3; 84	Commercial sports and other amusement and recreation services, including museums	6	1 404	778	201	70
80	Health services	159	101 806	51 304	9 472	1 207
801	Offices and clinics of doctors of medicine	82	63 528	33 824	5 691	576
802	Offices and clinics of dentists	34	12 576	5 544	1 073	225
803	Offices and clinics of doctors of osteopathy	1	(D)	(D)	(D)	AA
804	Offices and clinics of other health practitioners	30	8 043	3 027	638	93
805	Nursing and personal care facilities	—	—	—	—	—
806	Hospitals	—	—	—	—	—
807, 8, 9	Other health services	12	(D)	(D)	(D)	EE
81	Legal services	29	6 516	2 321	456	81
823, 4, 9	Selected educational services	7	3 181	1 253	288	46
83	Social services	11	(D)	(D)	(D)	CC
835	Child day care services	7	1 835	724	164	89
832, 3, 6, 9	Other social services	4	(D)	(D)	(D)	AA
87 ex. 8733	Engineering, accounting, research, management, and related services (except noncommercial research organizations)	106	510 043	73 643	17 635	3 122
871	Engineering, architectural, and surveying services	31	(D)	(D)	(D)	CC
872	Accounting, auditing, and bookkeeping services	26	(D)	(D)	(D)	CC
873 ex. 8733	Research, development, and testing services (except noncommercial research organizations)	5	(D)	(D)	(D)	CC
874	Management and public relations services	44	(D)	(D)	(D)	HH
89	Services, n.e.c.	3	(D)	(D)	(D)	AA
ELGIN ▲						
	Total	591	359 578	142 731	28 299	5 110
70 ex. 704	Hotels, rooming houses, camps, and other lodging places (except membership lodging)	4	3 107	638	153	89
7011	Hotels and motels	4	3 107	638	153	89
7011 pt.	Hotels	2	(D)	(D)	(D)	BB
7011 pt.	Motels, motor hotels, and tourist courts	2	(D)	(D)	(D)	BB
702, 3	Other lodging places	—	—	—	—	—
72	Personal services	56	10 898	4 197	982	388
721	Laundry, cleaning, and garment services	19	3 761	1 324	285	88
7211	Power laundries, family and commercial*	—	—	—	—	—
7213	Linen supply*	—	—	—	—	—
7215	Coin-operated laundries and drycleaning	8	(D)	(D)	(D)	BB
7216	Drycleaning plants, except rug cleaning*	5	1 152	304	74	29
7217	Carpet and upholstery cleaning	5	1 732	830	167	30
7218	Industrial launderers*	1	(D)	(D)	(D)	AA
7212, 9	Other laundry, cleaning, and garment services*	—	—	—	—	—
722	Photographic studios, portrait	4	759	191	47	19
723, 4	Beauty and barber shops	26	3 643	1 734	390	152
723	Beauty shops	25	(D)	(D)	(D)	CC
724	Barber shops	1	(D)	(D)	(D)	AA
725	Shoe repair shops and shoeshine parlors	—	—	—	—	—
726	Funeral service and crematories	4	1 995	533	117	35
729	Miscellaneous personal services	3	740	415	143	94

Table 5. Summary Statistics for Firms Subject to Federal Income Tax for Places With 350 Establishments or More: 1992 — Con.

[Includes only establishments with payroll. For meaning of abbreviations and symbols, see introductory text. For explanation of terms and comparability of 1987 and 1992 censuses, see appendix A. For information on geographic areas followed by ▲, see appendix F]

SIC code	Geographic area and kind of business or operation	Establishments (number)	Receipts (\$1,000)	Annual payroll (\$1,000)	First-quarter payroll (\$1,000)	Paid employees for pay period including March 12 (number)
	ELGIN ▲—Con.					
73	Business services	118	123 211	28 657	6 494	1 817
731	Advertising	7	3 860	1 171	170	21
732	Consumer credit reporting agencies, mercantile reporting agencies, and adjustment and collection agencies	1	(D)	(D)	(D)	AA
733	Mailing, reproduction, commercial art and photography, and stenographic services	10	2 437	614	148	30
734	Services to dwellings and other buildings	34	6 980	2 862	691	292
735	Miscellaneous equipment rental and leasing	7	20 186	4 354	1 094	115
736	Personnel supply services	12	11 371	5 910	1 404	560
737	Computer programming, data processing, and other computer related services	22	22 108	3 401	706	118
7371, 2, 3	Computer programming, prepackaged software, and integrated systems	11	(D)	(D)	(D)	BB
7374, 5, 6	Data processing services	3	(D)	(D)	(D)	AA
7377, 8, 9	Computer rental and leasing, maintenance, and related services, n.e.c.	8	(D)	(D)	(D)	AA
738	Miscellaneous business services	25	(D)	(D)	(D)	FF
75	Automotive repair, services, and parking	58	24 678	6 342	1 487	325
751	Automotive rental and leasing, without drivers	3	2 367	506	111	19
752	Automobile parking	—	—	—	—	—
753	Automotive repair shops	45	18 808	4 968	1 159	229
7532	Top, body, and upholstery repair shops and paint shops	12	6 477	1 658	414	86
7538	General automotive repair shops	21	7 670	1 782	375	82
7533, 4, 6, 7, 9	Other automotive repair shops	12	4 661	1 528	370	61
754	Automotive services, except repair	10	3 503	868	217	77
76	Miscellaneous repair services	17	4 750	1 580	365	70
762	Electrical repair shops	3	444	184	37	13
7622	Radio and television repair shops	1	(D)	(D)	(D)	AA
7623, 9	Other electrical and electronic repair shops	2	(D)	(D)	(D)	AA
763	Watch, clock, and jewelry repair	—	—	—	—	—
764	Reupholstery and furniture repair	2	(D)	(D)	(D)	AA
769	Miscellaneous repair and related services	12	(D)	(D)	(D)	BB
78, 79, 84	Amusement and recreation services, including motion pictures and museums	26	21 934	14 331	773	149
781, 2	Motion picture production, distribution, and services	3	(D)	(D)	(D)	AA
783	Motion picture theaters	—	—	—	—	—
784	Video tape rental	4	920	227	49	23
792	Theatrical producers (except motion picture), bands, orchestras, and entertainers	2	(D)	(D)	(D)	AA
793	Bowling centers	3	1 419	247	83	30
79 ex. 792, 3; 84	Commercial sports and other amusement and recreation services, including museums	14	(D)	(D)	(D)	BB
80	Health services	178	115 392	62 830	12 544	1 441
801	Offices and clinics of doctors of medicine	96	73 495	44 041	7 979	567
802	Offices and clinics of dentists	41	14 919	5 247	1 211	205
803	Offices and clinics of doctors of osteopathy	—	—	—	—	—
804	Offices and clinics of other health practitioners	23	6 952	2 835	788	103
805	Nursing and personal care facilities	4	(D)	(D)	(D)	EE
806	Hospitals	1	(D)	(D)	(D)	BB
807, 8, 9	Other health services	13	(D)	(D)	(D)	CC
81	Legal services	50	17 929	7 439	1 483	195
823, 4, 9	Selected educational services	6	(D)	(D)	(D)	AA
83	Social services	13	3 875	1 861	430	200
835	Child day care services	7	1 973	1 033	235	108
832, 3, 6, 9	Other social services	6	1 902	828	195	92
87 ex. 8733	Engineering, accounting, research, management, and related services (except noncommercial research organizations)	63	30 805	13 986	3 376	396
871	Engineering, architectural, and surveying services	24	15 095	8 186	1 852	207
872	Accounting, auditing, and bookkeeping services	22	10 263	4 217	1 191	144
873 ex. 8733	Research, development, and testing services (except noncommercial research organizations)	2	(D)	(D)	(D)	AA
874	Management and public relations services	15	(D)	(D)	(D)	BB
89	Services, n.e.c.	2	(D)	(D)	(D)	BB

Table 5. Summary Statistics for Firms Subject to Federal Income Tax for Places With 350 Establishments or More: 1992 — Con.

[Includes only establishments with payroll. For meaning of abbreviations and symbols, see introductory text. For explanation of terms and comparability of 1987 and 1992 censuses, see appendix A. For information on geographic areas followed by ▲, see appendix F]

SIC code	Geographic area and kind of business or operation	Establishments (number)	Receipts (\$1,000)	Annual payroll (\$1,000)	First-quarter payroll (\$1,000)	Paid employees for pay period including March 12 (number)
	ELK GROVE VILLAGE ▲					
	Total	435	446 954	138 017	31 833	5 390
70 ex. 704	Hotels, rooming houses, camps, and other lodging places (except membership lodging)	7	12 553	3 407	1 007	377
7011	Hotels and motels	7	12 553	3 407	1 007	377
7011 pt.	Hotels	3	7 369	2 170	698	253
7011 pt.	Motels, motor hotels, and tourist courts	4	5 184	1 237	309	124
702, 3	Other lodging places	—	—	—	—	—
72	Personal services	30	7 234	1 968	484	145
721	Laundry, cleaning, and garment services	12	4 060	925	225	47
7211	Power laundries, family and commercial*	—	—	—	—	—
7213	Linen supply*	—	—	—	—	—
7215	Coin-operated laundries and drycleaning	2	(D)	(D)	(D)	AA
7216	Drycleaning plants, except rug cleaning*	6	799	191	46	18
7217	Carpet and upholstery cleaning	2	(D)	(D)	(D)	AA
7218	Industrial laundriers*	1	(D)	(D)	(D)	BB
7212, 9	Other laundry, cleaning, and garment services*	1	(D)	(D)	(D)	AA
722	Photographic studios, portrait	1	(D)	(D)	(D)	AA
723, 4	Beauty and barber shops	15	1 872	917	236	82
723	Beauty shops	12	1 534	690	183	68
724	Barber shops	3	338	227	53	14
725	Shoe repair shops and shoeshine parlors	1	(D)	(D)	(D)	AA
726	Funeral service and crematories	1	(D)	(D)	(D)	AA
729	Miscellaneous personal services	—	—	—	—	—
73	Business services	145	148 745	50 328	12 153	2 174
731	Advertising	5	(D)	(D)	(D)	AA
732	Consumer credit reporting agencies, mercantile reporting agencies, and adjustment and collection agencies	2	(D)	(D)	(D)	BB
733	Mailing, reproduction, commercial art and photography, and stenographic services	23	25 061	5 417	1 205	233
734	Services to dwellings and other buildings	19	9 055	3 915	794	377
735	Miscellaneous equipment rental and leasing	12	5 819	1 868	414	79
736	Personnel supply services	8	9 278	6 300	821	301
737	Computer programming, data processing, and other computer related services	37	41 193	11 375	3 036	382
7371, 2, 3	Computer programming, prepackaged software, and integrated systems	18	27 994	6 687	1 633	172
7374, 5, 6	Data processing services	9	7 352	2 845	927	154
7377, 8, 9	Computer rental and leasing, maintenance, and related services, n.e.c.	10	5 847	1 843	476	56
738	Miscellaneous business services	39	(D)	(D)	(D)	FF
75	Automotive repair, services, and parking	32	25 786	6 336	1 485	272
751	Automotive rental and leasing, without drivers	5	11 584	1 726	404	52
752	Automobile parking	—	—	—	—	—
753	Automotive repair shops	18	9 839	3 323	775	123
7532	Top, body, and upholstery repair shops and paint shops	5	4 421	1 640	398	60
7538	General automotive repair shops	10	4 206	1 374	275	45
7533, 4, 6, 7, 9	Other automotive repair shops	3	1 212	309	102	18
754	Automotive services, except repair	9	4 363	1 287	306	97
76	Miscellaneous repair services	48	48 654	18 135	4 075	642
762	Electrical repair shops	14	13 542	5 153	1 245	166
7622	Radio and television repair shops	2	(D)	(D)	(D)	BB
7623, 9	Other electrical and electronic repair shops	12	(D)	(D)	(D)	CC
763	Watch, clock, and jewelry repair	—	—	—	—	—
764	Reupholstery and furniture repair	4	811	369	59	13
769	Miscellaneous repair and related services	30	34 301	12 613	2 771	463
78, 79, 84	Amusement and recreation services, including motion pictures and museums	18	90 363	7 862	1 924	345
781, 2	Motion picture production, distribution, and services	5	82 111	6 279	1 627	245
783	Motion picture theaters	1	(D)	(D)	(D)	AA
784	Video tape rental	—	—	—	—	—
792	Theatrical producers (except motion picture), bands, orchestras, and entertainers	4	(D)	(D)	(D)	BB
793	Bowling centers	1	(D)	(D)	(D)	BB
79 ex. 792, 3, 84	Commercial sports and other amusement and recreation services, including museums	7	5 600	762	87	26
80	Health services	82	62 620	27 286	5 885	762
801	Offices and clinics of doctors of medicine	48	36 606	17 996	3 628	323
802	Offices and clinics of dentists	13	5 311	2 221	518	99
803	Offices and clinics of doctors of osteopathy	1	(D)	(D)	(D)	AA
804	Offices and clinics of other health practitioners	11	2 174	616	115	29
805	Nursing and personal care facilities	1	(D)	(D)	(D)	CC
806	Hospitals	—	—	—	—	—
807, 8, 9	Other health services	8	(D)	(D)	(D)	CC
81	Legal services	3	(D)	(D)	(D)	AA
823, 4, 9	Selected educational services	2	(D)	(D)	(D)	AA

Table 5. Summary Statistics for Firms Subject to Federal Income Tax for Places With 350 Establishments or More: 1992 — Con.

[Includes only establishments with payroll. For meaning of abbreviations and symbols, see introductory text. For explanation of terms and comparability of 1987 and 1992 censuses, see appendix A. For information on geographic areas followed by ▲, see appendix F]

SIC code	Geographic area and kind of business or operation	Establishments (number)	Receipts (\$1,000)	Annual payroll (\$1,000)	First-quarter payroll (\$1,000)	Paid employees for pay period including March 12 (number)
ELK GROVE VILLAGE ▲—Con.						
83	Social services	8	2 680	875	202	79
835	Child day care services	5	(D)	(D)	(D)	BB
832, 3, 6, 9	Other social services	3	(D)	(D)	(D)	AA
87 ex. 8733	Engineering, accounting, research, management, and related services (except noncommercial research organizations)	57	43 230	20 165	4 232	529
871	Engineering, architectural, and surveying services	17	21 751	9 208	1 831	244
872	Accounting, auditing, and bookkeeping services	8	3 802	1 623	425	45
873 ex. 8733	Research, development, and testing services (except noncommercial research organizations)	7	7 535	4 642	1 050	142
874	Management and public relations services	25	10 142	4 692	926	98
89	Services, n.e.c.	3	(D)	(D)	(D)	BB
ELMHURST						
	Total	553	447 254	157 486	34 709	5 756
70 ex. 704	Hotels, rooming houses, camps, and other lodging places (except membership lodging)	4	6 663	2 044	469	178
7011	Hotels and motels	4	6 663	2 044	469	178
7011 pt.	Hotels	3	(D)	(D)	(D)	CC
7011 pt.	Motels, motor hotels, and tourist courts	1	(D)	(D)	(D)	BB
702, 3	Other lodging places	—	—	—	—	—
72	Personal services	47	12 497	3 485	705	264
721	Laundry, cleaning, and garment services	12	4 075	1 096	202	91
7211	Power laundries, family and commercial*	—	—	—	—	—
7213	Linen supply*	—	—	—	—	—
7215	Coin-operated laundries and drycleaning	2	(D)	(D)	(D)	AA
7216	Drycleaning plants, except rug cleaning*	5	1 948	663	149	66
7217	Carpet and upholstery cleaning	3	(D)	(D)	(D)	AA
7218	Industrial laundriers*	—	—	—	—	—
7212, 9	Other laundry, cleaning, and garment services*	2	(D)	(D)	(D)	AA
722	Photographic studios, portrait	3	368	27	10	6
723, 4	Beauty and barber shops	20	2 787	1 456	326	111
723	Beauty shops	19	(D)	(D)	(D)	CC
724	Barber shops	1	(D)	(D)	(D)	AA
725	Shoe repair shops and shoeshine parlors	3	284	56	3	3
726	Funeral service and crematories	3	2 084	442	98	13
729	Miscellaneous personal services	6	2 899	408	66	40
73	Business services	149	136 444	52 014	12 645	1 976
731	Advertising	7	1 304	479	120	24
732	Consumer credit reporting agencies, mercantile reporting agencies, and adjustment and collection agencies	2	(D)	(D)	(D)	BB
733	Mailing, reproduction, commercial art and photography, and stenographic services	21	12 952	5 063	1 197	125
734	Services to dwellings and other buildings	30	10 120	4 015	958	250
735	Miscellaneous equipment rental and leasing	9	20 867	5 631	1 179	180
736	Personnel supply services	11	5 222	3 613	891	329
737	Computer programming, data processing, and other computer related services	44	55 716	19 030	4 944	517
7371, 2, 3	Computer programming, prepackaged software, and integrated systems	21	19 467	5 890	1 703	144
7374, 5, 6	Data processing services	5	6 031	2 498	596	118
7377, 8, 9	Computer rental and leasing, maintenance, and related services, n.e.c.	18	30 218	10 642	2 645	255
738	Miscellaneous business services	25	(D)	(D)	(D)	FF
75	Automotive repair, services, and parking	31	92 439	19 991	4 373	788
751	Automotive rental and leasing, without drivers	5	(D)	(D)	(D)	FF
752	Automobile parking	—	—	—	—	—
753	Automotive repair shops	20	8 267	2 891	646	120
7532	Top, body, and upholstery repair shops and paint shops	5	3 586	1 406	315	49
7538	General automotive repair shops	12	(D)	(D)	(D)	BB
7533, 4, 6, 7, 9	Other automotive repair shops	3	(D)	(D)	(D)	BB
754	Automotive services, except repair	6	(D)	(D)	(D)	BB
76	Miscellaneous repair services	20	17 761	5 421	1 314	188
762	Electrical repair shops	7	5 367	1 954	507	75
7622	Radio and television repair shops	3	1 868	492	113	18
7623, 9	Other electrical and electronic repair shops	4	3 499	1 462	394	57
763	Watch, clock, and jewelry repair	—	—	—	—	—
764	Reupholstery and furniture repair	1	(D)	(D)	(D)	AA
769	Miscellaneous repair and related services	12	(D)	(D)	(D)	CC

Table 5. Summary Statistics for Firms Subject to Federal Income Tax for Places With 350 Establishments or More: 1992 — Con.

[Includes only establishments with payroll. For meaning of abbreviations and symbols, see introductory text. For explanation of terms and comparability of 1987 and 1992 censuses, see appendix A. For information on geographic areas followed by ▲, see appendix F]

SIC code	Geographic area and kind of business or operation	Establishments (number)	Receipts (\$1,000)	Annual payroll (\$1,000)	First-quarter payroll (\$1,000)	Paid employees for pay period including March 12 (number)
ELMHURST—Con.						
78, 79, 84	Amusement and recreation services, including motion pictures and museums	13	6 892	1 508	346	107
781, 2	Motion picture production, distribution, and services	3	3 423	895	211	34
783	Motion picture theaters	1	(D)	(D)	(D)	AA
784	Video tape rental	2	(D)	(D)	(D)	BB
792	Theatrical producers (except motion picture), bands, orchestras, and entertainers	1	(D)	(D)	(D)	AA
793	Bowling centers	—	—	—	—	—
79 ex. 792, 3; 84	Commercial sports and other amusement and recreation services, including museums	6	1 311	246	52	32
80	Health services	158	121 257	51 995	10 057	1 483
801	Offices and clinics of doctors of medicine	74	68 391	33 233	5 703	616
802	Offices and clinics of dentists	47	18 011	7 573	1 626	277
803	Offices and clinics of doctors of osteopathy	1	(D)	(D)	(D)	AA
804	Offices and clinics of other health practitioners	21	4 235	1 204	245	34
805	Nursing and personal care facilities	3	8 214	4 114	1 074	631
806	Hospitals	—	—	—	—	—
807, 8, 9	Other health services	12	(D)	(D)	(D)	CC
81	Legal services	22	5 387	1 830	400	68
823, 4, 9	Selected educational services	3	(D)	(D)	(D)	AA
83	Social services	11	5 398	1 529	416	136
835	Child day care services	4	(D)	(D)	(D)	BB
832, 3, 6, 9	Other social services	7	(D)	(D)	(D)	CC
87 ex. 8733	Engineering, accounting, research, management, and related services (except noncommercial research organizations)	89	39 971	16 830	3 832	542
871	Engineering, architectural, and surveying services	21	9 683	4 526	988	120
872	Accounting, auditing, and bookkeeping services	28	(D)	(D)	(D)	CC
873 ex. 87333	Research, development, and testing services (except noncommercial research organizations)	5	(D)	(D)	(D)	BB
874	Management and public relations services	35	13 099	4 824	1 020	187
89	Services, n.e.c.	6	(D)	(D)	(D)	AA
EVANSTON						
	Total	793	440 130	174 715	39 271	6 050
70 ex. 704	Hotels, rooming houses, camps, and other lodging places (except membership lodging)	5	(D)	(D)	(D)	EE
7011	Hotels and motels	3	13 194	3 514	931	361
7011 pt.	Hotels	3	13 194	3 514	931	361
7011 pt.	Motels, motor hotels, and tourist courts	—	—	—	—	—
702, 3	Other lodging places	2	(D)	(D)	(D)	AA
72	Personal services	55	12 990	4 724	1 101	289
721	Laundry, cleaning, and garment services	24	6 601	2 401	579	148
7211	Power laundries, family and commercial*	1	(D)	(D)	(D)	AA
7213	Linen supply*	2	(D)	(D)	(D)	BB
7215	Coin-operated laundries and drycleaning	3	(D)	(D)	(D)	AA
7216	Drycleaning plants, except rug cleaning*	15	3 002	1 101	264	84
7217	Carpet and upholstery cleaning	1	(D)	(D)	(D)	AA
7218	Industrial laundriers*	—	—	—	—	—
7212, 9	Other laundry, cleaning, and garment services*	2	(D)	(D)	(D)	AA
722	Photographic studios, portrait	2	(D)	(D)	(D)	AA
723, 4	Beauty and barber shops	19	3 264	1 497	349	94
723	Beauty shops	18	(D)	(D)	(D)	BB
724	Barber shops	1	(D)	(D)	(D)	AA
725	Shoe repair shops and shoeshine parlors	3	293	99	24	7
726	Funeral service and crematories	2	(D)	(D)	(D)	AA
729	Miscellaneous personal services	5	843	84	17	17
73	Business services	169	116 461	44 451	10 874	1 757
731	Advertising	12	8 093	2 131	414	39
732	Consumer credit reporting agencies, mercantile reporting agencies, and adjustment and collection agencies	4	(D)	(D)	(D)	CC
733	Mailing, reproduction, commercial art and photography, and stenographic services	37	12 546	4 539	966	218
734	Services to dwellings and other buildings	16	6 395	2 095	471	113
735	Miscellaneous equipment rental and leasing	5	1 994	513	131	20
736	Personnel supply services	18	11 475	4 810	1 217	403
737	Computer programming, data processing, and other computer related services	46	58 272	23 780	6 009	600
7371, 2, 3	Computer programming, prepackaged software, and integrated systems	31	40 790	17 736	4 446	419
7374, 5, 6	Data processing services	4	(D)	(D)	(D)	BB
7377, 8, 9	Computer rental and leasing, maintenance, and related services, n.e.c.	11	(D)	(D)	(D)	CC
738	Miscellaneous business services	31	(D)	(D)	(D)	EE

Table 5. Summary Statistics for Firms Subject to Federal Income Tax for Places With 350 Establishments or More: 1992 — Con.

[Includes only establishments with payroll. For meaning of abbreviations and symbols, see introductory text. For explanation of terms and comparability of 1987 and 1992 censuses, see appendix A. For information on geographic areas followed by ▲, see appendix F]

SIC code	Geographic area and kind of business or operation	Establishments (number)	Receipts (\$1,000)	Annual payroll (\$1,000)	First-quarter payroll (\$1,000)	Paid employees for pay period including March 12 (number)
EVANSTON—Con.						
75	Automotive repair, services, and parking	43	20 442	5 880	1 480	304
751	Automotive rental and leasing, without drivers	3	2 108	394	98	21
752	Automobile parking	7	2 621	544	132	41
753	Automotive repair shops	28	12 982	4 087	999	188
7532	Top, body, and upholstery repair shops and paint shops	6	4 734	1 667	397	56
7538	General automotive repair shops	13	5 025	1 467	356	80
7533, 4, 6, 7, 9	Other automotive repair shops	9	3 223	953	246	52
754	Automotive services, except repair	5	2 731	855	251	54
76	Miscellaneous repair services	10	3 191	1 193	259	47
762	Electrical repair shops	3	(D)	(D)	(D)	AA
7622	Radio and television repair shops	1	(D)	(D)	(D)	AA
7623, 9	Other electrical and electronic repair shops	2	(D)	(D)	(D)	AA
763	Watch, clock, and jewelry repair	—	—	—	—	—
764	Reupholstery and furniture repair	3	869	344	50	9
769	Miscellaneous repair and related services	4	(D)	(D)	(D)	BB
78, 79, 84	Amusement and recreation services, including motion pictures and museums	46	16 787	5 078	976	257
781, 2	Motion picture production, distribution, and services	8	7 617	2 215	504	63
783	Motion picture theaters	1	(D)	(D)	(D)	BB
784	Video tape rental	8	(D)	(D)	(D)	BB
792	Theatrical producers (except motion picture), bands, orchestras, and entertainers	11	2 259	1 134	116	22
793	Bowling centers	—	—	—	—	—
79 ex. 792, 3; 84	Commercial sports and other amusement and recreation services, including museums	18	2 935	761	126	91
80	Health services	265	158 189	70 831	15 199	1 758
801	Offices and clinics of doctors of medicine	155	103 907	52 473	11 074	740
802	Offices and clinics of dentists	58	18 149	7 565	1 668	258
803	Offices and clinics of doctors of osteopathy	—	—	—	—	—
804	Offices and clinics of other health practitioners	30	5 462	1 922	457	69
805	Nursing and personal care facilities	5	22 066	5 619	1 382	481
806	Hospitals	—	—	—	—	—
807, 8, 9	Other health services	17	8 605	3 252	618	210
81	Legal services	29	10 153	3 875	887	141
823, 4, 9	Selected educational services	15	3 431	1 425	245	44
83	Social services	18	3 028	1 381	313	88
835	Child day care services	5	(D)	(D)	(D)	BB
832, 3, 6, 9	Other social services	13	(D)	(D)	(D)	BB
87 ex. 8733	Engineering, accounting, research, management, and related services (except noncommercial research organizations)	132	80 870	32 020	6 987	994
871	Engineering, architectural, and surveying services	29	23 802	10 892	2 608	280
872	Accounting, auditing, and bookkeeping services	18	4 689	2 295	412	58
873 ex. 8733	Research, development, and testing services (except noncommercial research organizations)	19	18 514	5 176	1 261	354
874	Management and public relations services	66	33 865	13 657	2 706	302
89	Services, n.e.c.	6	(D)	(D)	(D)	AA
GLEN ELLYN						
	Total	359	213 639	95 121	19 369	3 577
70 ex. 704	Hotels, rooming houses, camps, and other lodging places (except membership lodging)	2	(D)	(D)	(D)	BB
7011	Hotels and motels	2	(D)	(D)	(D)	BB
7011 pt. 7011 pt.	Hotels	2	(D)	(D)	(D)	BB
	Motels, motor hotels, and tourist courts	—	—	—	—	—
702, 3	Other lodging places	—	—	—	—	—
72	Personal services	36	7 551	3 126	892	523
721	Laundry, cleaning, and garment services	8	1 337	363	83	39
7211	Power laundries, family and commercial*	—	—	—	—	—
7213	Linen supply*	—	—	—	—	—
7215	Coin-operated laundries and drycleaning	2	(D)	(D)	(D)	AA
7216	Drycleaning plants, except rug cleaning*	3	738	196	48	23
7217	Carpet and upholstery cleaning	1	(D)	(D)	(D)	AA
7218	Industrial launderers*	—	—	—	—	—
7212, 9	Other laundry, cleaning, and garment services*	2	(D)	(D)	(D)	AA
722	Photographic studios, portrait	—	—	—	—	—
723, 4	Beauty and barber shops	17	2 343	1 129	255	92
723	Beauty shops	17	2 343	1 129	255	92
724	Barber shops	—	—	—	—	—
725	Shoe repair shops and shoeshine parlors	1	(D)	(D)	(D)	AA
726	Funeral service and crematories	1	(D)	(D)	(D)	AA
729	Miscellaneous personal services	9	(D)	(D)	(D)	EE

Table 5. Summary Statistics for Firms Subject to Federal Income Tax for Places With 350 Establishments or More: 1992 — Con.

[Includes only establishments with payroll. For meaning of abbreviations and symbols, see introductory text. For explanation of terms and comparability of 1987 and 1992 censuses, see appendix A. For information on geographic areas followed by ▲, see appendix F]

SIC code	Geographic area and kind of business or operation	Establishments (number)	Receipts (\$1,000)	Annual payroll (\$1,000)	First-quarter payroll (\$1,000)	Paid employees for pay period including March 12 (number)
GLEN ELLYN—Con.						
73	Business services	99	61 003	30 925	6 878	1 039
731	Advertising	8	3 484	933	230	28
732	Consumer credit reporting agencies, mercantile reporting agencies, and adjustment and collection agencies	3	(D)	(D)	(D)	CC
733	Mailing, reproduction, commercial art and photography, and stenographic services	17	6 962	2 293	457	81
734	Services to dwellings and other buildings	15	1 798	782	189	143
735	Miscellaneous equipment rental and leasing	—	—	—	—	—
736	Personnel supply services	11	20 196	13 249	2 865	341
737	Computer programming, data processing, and other computer related services	27	13 797	8 719	1 864	186
7371, 2, 3	Computer programming, prepackaged software, and integrated systems	19	11 562	7 446	1 638	155
7374, 5, 6	Data processing services	1	(D)	(D)	(D)	AA
7377, 8, 9	Computer rental and leasing, maintenance, and related services, n.e.c.	7	(D)	(D)	(D)	BB
738	Miscellaneous business services	18	(D)	(D)	(D)	CC
75	Automotive repair, services, and parking	21	7 384	2 230	550	117
751	Automotive rental and leasing, without drivers	2	(D)	(D)	(D)	AA
752	Automobile parking	—	—	—	—	—
753	Automotive repair shops	17	5 470	1 533	381	67
7532	Top, body, and upholstery repair shops and paint shops	7	1 850	590	138	21
7538	General automotive repair shops	6	1 175	371	116	22
7533, 4, 6, 7, 9	Other automotive repair shops	4	2 445	572	127	24
754	Automotive services, except repair	2	(D)	(D)	(D)	BB
76	Miscellaneous repair services	5	(D)	(D)	(D)	AA
762	Electrical repair shops	1	(D)	(D)	(D)	AA
7622	Radio and television repair shops	1	(D)	(D)	(D)	AA
7623, 9	Other electrical and electronic repair shops	—	—	—	—	—
763	Watch, clock, and jewelry repair	—	—	—	—	—
764	Reupholstery and furniture repair	—	—	—	—	—
769	Miscellaneous repair and related services	4	(D)	(D)	(D)	AA
78, 79, 84	Amusement and recreation services, including motion pictures and museums	16	3 863	991	196	88
781, 2	Motion picture production, distribution, and services	5	501	131	17	4
783	Motion picture theaters	1	(D)	(D)	(D)	AA
784	Video tape rental	1	(D)	(D)	(D)	AA
792	Theatrical producers (except motion picture), bands, orchestras, and entertainers	4	475	305	41	5
793	Bowling centers	1	(D)	(D)	(D)	BB
79 ex. 792, 3; 84	Commercial sports and other amusement and recreation services, including museums	4	688	148	34	30
80	Health services	65	63 326	23 926	2 958	367
801	Offices and clinics of doctors of medicine	21	48 907	17 956	1 782	110
802	Offices and clinics of dentists	24	8 854	3 778	671	148
803	Offices and clinics of doctors of osteopathy	1	(D)	(D)	(D)	AA
804	Offices and clinics of other health practitioners	14	(D)	(D)	(D)	BB
805	Nursing and personal care facilities	—	—	—	—	—
806	Hospitals	—	—	—	—	—
807, 8, 9	Other health services	5	(D)	(D)	(D)	BB
81	Legal services	25	7 830	3 168	506	88
823, 4, 9	Selected educational services	5	524	135	35	28
83	Social services	7	2 401	979	232	107
835	Child day care services	7	2 401	979	232	107
832, 3, 6, 9	Other social services	—	—	—	—	—
87 ex. 8733	Engineering, accounting, research, management, and related services (except noncommercial research organizations)	75	56 705	28 671	6 900	1 130
871	Engineering, architectural, and surveying services	23	25 620	11 491	2 227	252
872	Accounting, auditing, and bookkeeping services	16	2 677	1 293	289	67
873 ex. 8733	Research, development, and testing services (except noncommercial research organizations)	4	1 744	441	48	5
874	Management and public relations services	32	26 664	15 446	4 336	806
89	Services, n.e.c.	3	(D)	(D)	(D)	AA

Table 5. Summary Statistics for Firms Subject to Federal Income Tax for Places With 350 Establishments or More: 1992 — Con.

[Includes only establishments with payroll. For meaning of abbreviations and symbols, see introductory text. For explanation of terms and comparability of 1987 and 1992 censuses, see appendix A. For information on geographic areas followed by ▲, see appendix F]

SIC code	Geographic area and kind of business or operation	Establishments (number)	Receipts (\$1,000)	Annual payroll (\$1,000)	First-quarter payroll (\$1,000)	Paid employees for pay period including March 12 (number)
GLENVIEW						
	Total	470	223 029	91 197	19 030	3 558
70 ex. 704	Hotels, rooming houses, camps, and other lodging places (except membership lodging)	6	12 925	3 562	859	278
7011	Hotels and motels	6	12 925	3 562	859	278
7011 pt.	Hotels	4	(D)	(D)	(D)	CC
7011 pt.	Motels, motor hotels, and tourist courts	2	(D)	(D)	(D)	BB
702, 3	Other lodging places	—	—	—	—	—
72	Personal services	43	10 133	3 580	887	274
721	Laundry, cleaning, and garment services	16	4 695	1 299	339	100
7211	Power laundries, family and commercial*	1	(D)	(D)	(D)	AA
7213	Linen supply*	—	—	—	—	—
7215	Coin-operated laundries and drycleaning	5	1 142	157	35	21
7216	Drycleaning plants, except rug cleaning*	8	2 642	825	195	63
7217	Carpet and upholstery cleaning	1	(D)	(D)	(D)	AA
7218	Industrial laundriers*	1	(D)	(D)	(D)	AA
7212, 9	Other laundry, cleaning, and garment services*	—	—	—	—	—
722	Photographic studios, portrait	1	(D)	(D)	(D)	AA
723, 4	Beauty and barber shops	21	3 419	1 706	429	144
723	Beauty shops	20	(D)	(D)	(D)	CC
724	Barber shops	1	(D)	(D)	(D)	AA
725	Shoe repair shops and shoeshine parlors	1	(D)	(D)	(D)	AA
726	Funeral service and crematories	1	(D)	(D)	(D)	AA
729	Miscellaneous personal services	3	231	47	8	7
73	Business services	104	55 416	22 197	5 396	1 095
731	Advertising	6	1 895	398	88	11
732	Consumer credit reporting agencies, mercantile reporting agencies, and adjustment and collection agencies	6	4 957	2 034	510	78
733	Mailing, reproduction, commercial art and photography, and stenographic services	15	15 692	5 755	1 574	141
734	Services to dwellings and other buildings	11	2 820	1 064	222	56
735	Miscellaneous equipment rental and leasing	6	2 543	972	238	34
736	Personnel supply services	8	1 363	640	138	163
737	Computer programming, data processing, and other computer related services	28	4 179	2 115	396	58
7371, 2, 3	Computer programming, prepackaged software, and integrated systems	17	1 666	810	156	20
7374, 5, 6	Data processing services	4	1 275	616	111	24
7377, 8, 9	Computer rental and leasing, maintenance, and related services, n.e.c.	7	1 238	689	129	14
738	Miscellaneous business services	24	21 967	9 219	2 230	554
75	Automotive repair, services, and parking	27	14 376	4 877	1 154	201
751	Automotive rental and leasing, without drivers	2	(D)	(D)	(D)	AA
752	Automobile parking	—	—	—	—	—
753	Automotive repair shops	20	12 492	4 111	962	145
7532	Top, body, and upholstery repair shops and paint shops	6	6 119	2 145	497	74
7538	General automotive repair shops	12	(D)	(D)	(D)	BB
7533, 4, 6, 7, 9	Other automotive repair shops	2	(D)	(D)	(D)	AA
754	Automotive services, except repair	5	(D)	(D)	(D)	BB
76	Miscellaneous repair services	16	4 089	1 407	298	57
762	Electrical repair shops	4	685	149	35	7
7622	Radio and television repair shops	2	(D)	(D)	(D)	AA
7623, 9	Other electrical and electronic repair shops	2	(D)	(D)	(D)	AA
763	Watch, clock, and jewelry repair	—	—	—	—	—
764	Reupholstery and furniture repair	3	491	252	31	10
769	Miscellaneous repair and related services	9	2 913	1 006	232	40
78, 79, 84	Amusement and recreation services, including motion pictures and museums	33	14 517	4 996	732	182
781, 2	Motion picture production, distribution, and services	4	2 757	561	185	29
783	Motion picture theaters	—	—	—	—	—
784	Video tape rental	5	(D)	(D)	(D)	BB
792	Theatrical producers (except motion picture), bands, orchestras, and entertainers	1	(D)	(D)	(D)	AA
793	Bowling centers	—	—	—	—	—
79 ex. 792, 3, 84	Commercial sports and other amusement and recreation services, including museums	23	10 366	4 184	498	113
80	Health services	121	75 701	37 771	7 006	1 055
801	Offices and clinics of doctors of medicine	65	36 847	19 586	2 903	299
802	Offices and clinics of dentists	35	11 588	5 682	1 276	206
803	Offices and clinics of doctors of osteopathy	—	—	—	—	—
804	Offices and clinics of other health practitioners	8	3 491	1 373	317	42
805	Nursing and personal care facilities	2	(D)	(D)	(D)	EE
806	Hospitals	—	—	—	—	—
807, 8, 9	Other health services	11	(D)	(D)	(D)	CC
81	Legal services	23	6 878	1 470	281	42
823, 4, 9	Selected educational services	8	1 614	658	127	55

Table 5. Summary Statistics for Firms Subject to Federal Income Tax for Places With 350 Establishments or More: 1992 — Con.

[Includes only establishments with payroll. For meaning of abbreviations and symbols, see introductory text. For explanation of terms and comparability of 1987 and 1992 censuses, see appendix A. For information on geographic areas followed by ▲, see appendix F]

SIC code	Geographic area and kind of business or operation	Establishments (number)	Receipts (\$1,000)	Annual payroll (\$1,000)	First-quarter payroll (\$1,000)	Paid employees for pay period including March 12 (number)
GLENVIEW—Con.						
83	Social services	4	1 235	671	132	32
835	Child day care services	2	(D)	(D)	(D)	BB
832, 3, 6, 9	Other social services	2	(D)	(D)	(D)	AA
87 ex. 8733	Engineering, accounting, research, management, and related services (except noncommercial research organizations)	81	25 801	9 827	2 116	284
871	Engineering, architectural, and surveying services	20	7 118	3 402	685	82
872	Accounting, auditing, and bookkeeping services	20	2 975	1 609	327	54
873 ex. 8733	Research, development, and testing services (except noncommercial research organizations)	6	2 759	792	168	29
874	Management and public relations services	35	12 949	4 024	936	119
89	Services, n.e.c.	4	344	181	42	3
HIGHLAND PARK						
	Total	481	184 777	77 172	15 142	2 334
70 ex. 704	Hotels, rooming houses, camps, and other lodging places (except membership lodging)	2	(D)	(D)	(D)	BB
7011	Hotels and motels	2	(D)	(D)	(D)	BB
7011 pt.	Hotels	1	(D)	(D)	(D)	BB
7011 pt.	Motels, motor hotels, and tourist courts	1	(D)	(D)	(D)	AA
702, 3	Other lodging places	—	—	—	—	—
72	Personal services	50	10 594	3 700	874	257
721	Laundry, cleaning, and garment services	14	2 865	800	209	70
7211	Power laundries, family and commercial*	—	—	—	—	—
7213	Linen supply*	—	—	—	—	—
7215	Coin-operated laundries and drycleaning	1	(D)	(D)	(D)	AA
7216	Drycleaning plants, except rug cleaning*	10	2 488	746	199	64
7217	Carpet and upholstery cleaning	—	—	—	—	—
7218	Industrial laundries*	—	—	—	—	—
7212, 9	Other laundry, cleaning, and garment services*	3	(D)	(D)	(D)	AA
722	Photographic studios, portrait	4	624	222	47	12
723, 4	Beauty and barber shops	19	3 594	1 836	415	117
723	Beauty shops	18	(D)	(D)	(D)	CC
724	Barber shops	1	(D)	(D)	(D)	AA
725	Shoe repair shops and shoeshine parlors	1	(D)	(D)	(D)	AA
726	Funeral service and crematories	1	(D)	(D)	(D)	AA
729	Miscellaneous personal services	11	(D)	(D)	(D)	BB
73	Business services	84	26 495	8 008	1 690	353
731	Advertising	9	3 541	948	193	26
732	Consumer credit reporting agencies, mercantile reporting agencies, and adjustment and collection agencies	1	(D)	(D)	(D)	AA
733	Mailing, reproduction, commercial art and photography, and stenographic services	15	2 609	866	179	33
734	Services to dwellings and other buildings	5	706	247	71	51
735	Miscellaneous equipment rental and leasing	3	(D)	(D)	(D)	BB
736	Personnel supply services	7	1 333	523	81	20
737	Computer programming, data processing, and other computer related services	12	6 270	1 528	300	43
7371, 2, 3	Computer programming, prepackaged software, and integrated systems	5	(D)	(D)	(D)	AA
7374, 5, 6	Data processing services	5	(D)	(D)	(D)	BB
7377, 8, 9	Computer rental and leasing, maintenance, and related services, n.e.c.	2	(D)	(D)	(D)	AA
738	Miscellaneous business services	32	(D)	(D)	(D)	CC
75	Automotive repair, services, and parking	28	11 788	3 253	753	167
751	Automotive rental and leasing, without drivers	1	(D)	(D)	(D)	AA
752	Automobile parking	—	—	—	—	—
753	Automotive repair shops	22	9 536	2 706	568	96
7532	Top, body, and upholstery repair shops and paint shops	7	3 237	1 034	193	37
7538	General automotive repair shops	11	3 438	1 080	253	35
7533, 4, 6, 7, 9	Other automotive repair shops	4	2 861	592	122	24
754	Automotive services, except repair	5	(D)	(D)	(D)	BB
76	Miscellaneous repair services	6	1 604	368	68	17
762	Electrical repair shops	2	(D)	(D)	(D)	AA
7622	Radio and television repair shops	1	(D)	(D)	(D)	AA
7623, 9	Other electrical and electronic repair shops	1	(D)	(D)	(D)	AA
763	Watch, clock, and jewelry repair	—	—	—	—	—
764	Reupholstery and furniture repair	2	(D)	(D)	(D)	AA
769	Miscellaneous repair and related services	2	(D)	(D)	(D)	AA

Table 5. Summary Statistics for Firms Subject to Federal Income Tax for Places With 350 Establishments or More: 1992 — Con.

[Includes only establishments with payroll. For meaning of abbreviations and symbols, see introductory text. For explanation of terms and comparability of 1987 and 1992 censuses, see appendix A. For information on geographic areas followed by ▲, see appendix F]

SIC code	Geographic area and kind of business or operation	Establishments (number)	Receipts (\$1,000)	Annual payroll (\$1,000)	First-quarter payroll (\$1,000)	Paid employees for pay period including March 12 (number)
HIGHLAND PARK — Con.						
78, 79, 84	Amusement and recreation services, including motion pictures and museums	23	5 929	1 966	379	139
781, 2	Motion picture production, distribution, and services	5	713	161	22	6
783	Motion picture theaters	1	(D)	(D)	(D)	AA
784	Video tape rental	4	754	215	43	15
792	Theatrical producers (except motion picture), bands, orchestras, and entertainers	3	(D)	(D)	(D)	AA
793	Bowling centers	—	—	—	—	—
79 ex. 792, 3; 84	Commercial sports and other amusement and recreation services, including museums	10	3 609	1 395	293	105
80	Health services	156	89 220	45 964	8 853	952
801	Offices and clinics of doctors of medicine	92	60 310	35 603	6 519	480
802	Offices and clinics of dentists	35	10 881	4 614	1 025	165
803	Offices and clinics of doctors of osteopathy	—	—	—	—	—
804	Offices and clinics of other health practitioners	17	3 885	826	138	33
805	Nursing and personal care facilities	1	(D)	(D)	(D)	BB
806	Hospitals	—	—	—	—	—
807, 8, 9	Other health services	11	(D)	(D)	(D)	CC
81	Legal services	30	11 431	3 607	599	98
823, 4, 9	Selected educational services	8	1 015	392	80	18
83	Social services	3	(D)	(D)	(D)	AA
835	Child day care services	—	—	—	—	—
832, 3, 6, 9	Other social services	3	(D)	(D)	(D)	AA
87 ex. 8733	Engineering, accounting, research, management, and related services (except noncommercial research organizations)	85	22 608	8 726	1 594	264
871	Engineering, architectural, and surveying services	18	3 550	1 756	408	51
872	Accounting, auditing, and bookkeeping services	13	(D)	(D)	(D)	BB
873 ex. 87333	Research, development, and testing services (except noncommercial research organizations)	3	(D)	(D)	(D)	AA
874	Management and public relations services	51	14 324	4 967	847	166
89	Services, n.e.c.	6	(D)	(D)	(D)	AA
HINSDALE ▲						
	Total	387	253 462	112 004	21 716	3 039
70 ex. 704	Hotels, rooming houses, camps, and other lodging places (except membership lodging)	1	(D)	(D)	(D)	AA
7011	Hotels and motels	1	(D)	(D)	(D)	AA
7011 pt. 7011 pt.	Hotels	—	—	—	—	—
	Motels, motor hotels, and tourist courts	1	(D)	(D)	(D)	AA
702, 3	Other lodging places	—	—	—	—	—
72	Personal services	27	6 996	2 501	525	154
721	Laundry, cleaning, and garment services	6	2 976	1 067	200	42
7211	Power laundries, family and commercial*	—	—	—	—	—
7213	Linen supply*	—	—	—	—	—
7215	Coin-operated laundries and drycleaning	1	(D)	(D)	(D)	AA
7216	Drycleaning plants, except rug cleaning*	3	(D)	(D)	(D)	AA
7217	Carpet and upholstery cleaning	1	(D)	(D)	(D)	BB
7218	Industrial launderers*	—	—	—	—	—
7212, 9	Other laundry, cleaning, and garment services*	1	(D)	(D)	(D)	AA
722	Photographic studios, portrait	3	425	113	29	5
723, 4	Beauty and barber shops	11	2 110	1 088	241	92
723	Beauty shops	11	2 110	1 088	241	92
724	Barber shops	—	—	—	—	—
725	Shoe repair shops and shoeshine parlors	1	(D)	(D)	(D)	AA
726	Funeral service and crematories	2	(D)	(D)	(D)	AA
729	Miscellaneous personal services	4	(D)	(D)	(D)	AA
73	Business services	75	59 929	22 092	5 464	955
731	Advertising	11	4 120	1 148	261	39
732	Consumer credit reporting agencies, mercantile reporting agencies, and adjustment and collection agencies	2	(D)	(D)	(D)	BB
733	Mailing, reproduction, commercial art and photography, and stenographic services	8	7 854	1 565	344	36
734	Services to dwellings and other buildings	2	(D)	(D)	(D)	BB
735	Miscellaneous equipment rental and leasing	3	274	62	14	3
736	Personnel supply services	18	11 127	8 233	1 954	547
737	Computer programming, data processing, and other computer related services	17	26 200	8 017	2 183	164
7371, 2, 3	Computer programming, prepackaged software, and integrated systems	11	(D)	(D)	(D)	BB
7374, 5, 6	Data processing services	3	(D)	(D)	(D)	BB
7377, 8, 9	Computer rental and leasing, maintenance, and related services, n.e.c.	3	365	185	40	5
738	Miscellaneous business services	14	(D)	(D)	(D)	BB

Table 5. Summary Statistics for Firms Subject to Federal Income Tax for Places With 350 Establishments or More: 1992 — Con.

[Includes only establishments with payroll. For meaning of abbreviations and symbols, see introductory text. For explanation of terms and comparability of 1987 and 1992 censuses, see appendix A. For information on geographic areas followed by ▲, see appendix F]

SIC code	Geographic area and kind of business or operation	Establishments (number)	Receipts (\$1,000)	Annual payroll (\$1,000)	First-quarter payroll (\$1,000)	Paid employees for pay period including March 12 (number)
HINSDALE ▲—Con.						
75	Automotive repair, services, and parking	6	5 789	1 365	305	71
751	Automotive rental and leasing, without drivers	—	—	—	—	—
752	Automobile parking	—	—	—	—	—
753	Automotive repair shops	5	(D)	(D)	(D)	BB
7532	Top, body, and upholstery repair shops and paint shops	1	(D)	(D)	(D)	AA
7538	General automotive repair shops	3	(D)	(D)	(D)	AA
7533, 4, 6, 7, 9	Other automotive repair shops	1	(D)	(D)	(D)	BB
754	Automotive services, except repair	1	(D)	(D)	(D)	AA
76	Miscellaneous repair services	4	762	252	60	16
762	Electrical repair shops	1	(D)	(D)	(D)	AA
7622	Radio and television repair shops	—	—	—	—	—
7623, 9	Other electrical and electronic repair shops	1	(D)	(D)	(D)	AA
763	Watch, clock, and jewelry repair	—	—	—	—	—
764	Reupholstery and furniture repair	—	—	—	—	—
769	Miscellaneous repair and related services	3	(D)	(D)	(D)	AA
78, 79, 84	Amusement and recreation services, including motion pictures and museums	15	4 534	1 888	398	143
781, 2	Motion picture production, distribution, and services	4	(D)	(D)	(D)	AA
783	Motion picture theaters	—	—	—	—	—
784	Video tape rental	1	(D)	(D)	(D)	AA
792	Theatrical producers (except motion picture), bands, orchestras, and entertainers	4	1 974	1 263	242	101
793	Bowling centers	1	(D)	(D)	(D)	AA
79 ex. 792, 3; 84	Commercial sports and other amusement and recreation services, including museums	5	1 803	362	95	32
80	Health services	148	125 421	66 271	11 098	1 142
801	Offices and clinics of doctors of medicine	97	101 408	55 914	8 814	648
802	Offices and clinics of dentists	22	8 028	3 099	657	133
803	Offices and clinics of doctors of osteopathy	—	—	—	—	—
804	Offices and clinics of other health practitioners	17	6 068	3 443	712	120
805	Nursing and personal care facilities	2	(D)	(D)	(D)	CC
806	Hospitals	—	—	—	—	—
807, 8, 9	Other health services	10	(D)	(D)	(D)	BB
81	Legal services	26	6 055	1 696	432	60
823, 4, 9	Selected educational services	8	(D)	(D)	(D)	BB
83	Social services	7	900	416	112	42
835	Child day care services	4	724	355	86	32
832, 3, 6, 9	Other social services	3	176	61	26	10
87 ex. 8733	Engineering, accounting, research, management, and related services (except noncommercial research organizations)	66	34 290	13 350	2 809	386
871	Engineering, architectural, and surveying services	20	(D)	(D)	(D)	BB
872	Accounting, auditing, and bookkeeping services	18	11 379	2 668	584	85
873 ex. 8733	Research, development, and testing services (except noncommercial research organizations)	1	(D)	(D)	(D)	BB
874	Management and public relations services	27	13 180	5 821	1 136	144
89	Services, n.e.c.	4	(D)	(D)	(D)	AA
HOFFMAN ESTATES ▲						
	Total	353	393 310	150 000	34 709	5 972
70 ex. 704	Hotels, rooming houses, camps, and other lodging places (except membership lodging)	3	3 896	708	161	56
7011	Hotels and motels	3	3 896	708	161	56
7011 pt. 7011 pt.	Hotels	—	—	—	—	—
	Motels, motor hotels, and tourist courts	3	3 896	708	161	56
702, 3	Other lodging places	—	—	—	—	—
72	Personal services	26	4 461	1 779	433	160
721	Laundry, cleaning, and garment services	11	(D)	(D)	(D)	BB
7211	Power laundries, family and commercial*	1	(D)	(D)	(D)	AA
7213	Linen supply*	—	—	—	—	—
7215	Coin-operated laundries and drycleaning	1	(D)	(D)	(D)	AA
7216	Drycleaning plants, except rug cleaning*	5	870	250	64	28
7217	Carpet and upholstery cleaning	3	(D)	(D)	(D)	AA
7218	Industrial launderers*	—	—	—	—	—
7212, 9	Other laundry, cleaning, and garment services*	1	(D)	(D)	(D)	AA
722	Photographic studios, portrait	—	—	—	—	—
723, 4	Beauty and barber shops	12	2 099	1 140	258	99
723	Beauty shops	12	2 099	1 140	258	99
724	Barber shops	—	—	—	—	—
725	Shoe repair shops and shoeshine parlors	—	—	—	—	—
726	Funeral service and crematories	—	—	—	—	—
729	Miscellaneous personal services	3	(D)	(D)	(D)	AA

Table 5. Summary Statistics for Firms Subject to Federal Income Tax for Places With 350 Establishments or More: 1992 — Con.

[Includes only establishments with payroll. For meaning of abbreviations and symbols, see introductory text. For explanation of terms and comparability of 1987 and 1992 censuses, see appendix A. For information on geographic areas followed by ▲, see appendix F.]

SIC code	Geographic area and kind of business or operation	Establishments (number)	Receipts (\$1,000)	Annual payroll (\$1,000)	First-quarter payroll (\$1,000)	Paid employees for pay period including March 12 (number)
HOFFMAN ESTATES ▲—Con.						
73	Business services	90	120 132	48 519	11 359	2 208
731	Advertising	2	(D)	(D)	(D)	AA
732	Consumer credit reporting agencies, mercantile reporting agencies, and adjustment and collection agencies	1	(D)	(D)	(D)	AA
733	Mailing, reproduction, commercial art and photography, and stenographic services	7	573	73	6	3
734	Services to dwellings and other buildings	14	2 082	820	205	109
735	Miscellaneous equipment rental and leasing	3	(D)	(D)	(D)	AA
736	Personnel supply services	14	16 853	10 925	2 436	1 138
737	Computer programming, data processing, and other computer related services	29	76 913	31 907	7 526	791
7371, 2, 3	Computer programming, prepackaged software, and integrated systems	19	64 149	27 275	6 530	679
7374, 5, 6	Data processing services	5	(D)	(D)	(D)	BB
7377, 8, 9	Computer rental and leasing, maintenance, and related services, n.e.c.	5	(D)	(D)	(D)	BB
738	Miscellaneous business services	20	21 626	4 154	1 017	141
75	Automotive repair, services, and parking	5	(D)	(D)	(D)	BB
751	Automotive rental and leasing, without drivers	1	(D)	(D)	(D)	AA
752	Automobile parking	—	—	—	—	—
753	Automotive repair shops	2	(D)	(D)	(D)	BB
7532	Top, body, and upholstery repair shops and paint shops	—	—	—	—	—
7538	General automotive repair shops	2	(D)	(D)	(D)	BB
7533, 4, 6, 7, 9	Other automotive repair shops	—	—	—	—	—
754	Automotive services, except repair	2	(D)	(D)	(D)	BB
76	Miscellaneous repair services	10	2 598	789	216	30
762	Electrical repair shops	1	(D)	(D)	(D)	AA
7622	Radio and television repair shops	1	(D)	(D)	(D)	AA
7623, 9	Other electrical and electronic repair shops	—	—	—	—	—
763	Watch, clock, and jewelry repair	—	—	—	—	—
764	Reupholstery and furniture repair	1	(D)	(D)	(D)	AA
769	Miscellaneous repair and related services	8	(D)	(D)	(D)	BB
78, 79, 84	Amusement and recreation services, including motion pictures and museums	17	23 417	4 978	916	257
781, 2	Motion picture production, distribution, and services	—	—	—	—	—
783	Motion picture theaters	1	(D)	(D)	(D)	BB
784	Video tape rental	3	1 001	120	6	20
792	Theatrical producers (except motion picture), bands, orchestras, and entertainers	5	(D)	(D)	(D)	BB
793	Bowling centers	2	(D)	(D)	(D)	BB
79 ex. 792, 3; 84	Commercial sports and other amusement and recreation services, including museums	6	6 123	1 833	316	72
80	Health services	127	185 547	70 707	15 861	2 478
801	Offices and clinics of doctors of medicine	70	55 485	27 230	5 431	734
802	Offices and clinics of dentists	28	10 008	4 392	901	167
803	Offices and clinics of doctors of osteopathy	2	(D)	(D)	(D)	AA
804	Offices and clinics of other health practitioners	16	3 804	1 098	185	59
805	Nursing and personal care facilities	1	(D)	(D)	(D)	CC
806	Hospitals	2	(D)	(D)	(D)	GG
807, 8, 9	Other health services	8	(D)	(D)	(D)	CC
81	Legal services	9	2 666	1 121	183	23
823, 4, 9	Selected educational services	3	(D)	(D)	(D)	AA
83	Social services	9	5 826	1 654	357	221
835	Child day care services	6	(D)	(D)	(D)	BB
832, 3, 6, 9	Other social services	3	(D)	(D)	(D)	CC
87 ex. 8733	Engineering, accounting, research, management, and related services (except noncommercial research organizations)	51	37 737	16 844	4 600	432
871	Engineering, architectural, and surveying services	14	15 254	7 280	1 953	234
872	Accounting, auditing, and bookkeeping services	13	3 809	1 632	333	42
873 ex. 8733	Research, development, and testing services (except noncommercial research organizations)	6	2 819	816	174	41
874	Management and public relations services	18	15 855	7 116	2 140	115
89	Services, n.e.c.	3	(D)	(D)	(D)	BB

Table 5. Summary Statistics for Firms Subject to Federal Income Tax for Places With 350 Establishments or More: 1992 — Con.

[Includes only establishments with payroll. For meaning of abbreviations and symbols, see introductory text. For explanation of terms and comparability of 1987 and 1992 censuses, see appendix A. For information on geographic areas followed by ▲, see appendix F]

SIC code	Geographic area and kind of business or operation	Establishments (number)	Receipts (\$1,000)	Annual payroll (\$1,000)	First-quarter payroll (\$1,000)	Paid employees for pay period including March 12 (number)
JOLIET						
	Total	630	546 018	208 013	43 046	8 537
70 ex. 704	Hotels, rooming houses, camps, and other lodging places (except membership lodging)	14	9 718	2 227	491	241
7011	Hotels and motels	14	9 718	2 227	491	241
7011 pt.	Hotels	7	6 717	1 600	364	176
7011 pt.	Motels, motor hotels, and tourist courts	7	3 001	627	127	65
702, 3	Other lodging places	—	—	—	—	—
72	Personal services	75	16 805	5 261	1 182	448
721	Laundry, cleaning, and garment services	22	5 595	2 040	473	191
7211	Power laundries, family and commercial*	—	—	—	—	—
7213	Linen supply*	—	—	—	—	—
7215	Coin-operated laundries and drycleaning	3	770	204	46	19
7216	Drycleaning plants, except rug cleaning*	10	2 104	731	188	91
7217	Carpet and upholstery cleaning	3	(D)	(D)	(D)	AA
7218	Industrial laundriers*	1	(D)	(D)	(D)	BB
7212, 9	Other laundry, cleaning, and garment services*	5	(D)	(D)	(D)	BB
722	Photographic studios, portrait	5	942	193	42	33
723, 4	Beauty and barber shops	29	3 943	1 663	387	152
723	Beauty shops	27	(D)	(D)	(D)	CC
724	Barber shops	2	(D)	(D)	(D)	AA
725	Shoe repair shops and shoeshine parlors	1	(D)	(D)	(D)	AA
726	Funeral service and crematories	7	4 815	999	207	36
729	Miscellaneous personal services	11	(D)	(D)	(D)	BB
73	Business services	61	42 414	18 581	4 506	1 407
731	Advertising	2	(D)	(D)	(D)	AA
732	Consumer credit reporting agencies, mercantile reporting agencies, and adjustment and collection agencies	4	(D)	(D)	(D)	BB
733	Mailing, reproduction, commercial art and photography, and stenographic services	3	566	62	5	2
734	Services to dwellings and other buildings	10	1 099	618	126	51
735	Miscellaneous equipment rental and leasing	8	2 744	704	130	54
736	Personnel supply services	11	15 089	9 898	2 509	981
737	Computer programming, data processing, and other computer related services	6	(D)	(D)	(D)	CC
7371, 2, 3	Computer programming, prepackaged software, and integrated systems	2	(D)	(D)	(D)	AA
7374, 5, 6	Data processing services	1	(D)	(D)	(D)	BB
7377, 8, 9	Computer rental and leasing, maintenance, and related services, n.e.c.	3	282	34	10	2
738	Miscellaneous business services	17	(D)	(D)	(D)	CC
75	Automotive repair, services, and parking	57	21 579	6 631	1 616	335
751	Automotive rental and leasing, without drivers	2	(D)	(D)	(D)	AA
752	Automobile parking	—	—	—	—	—
753	Automotive repair shops	38	14 716	4 600	1 131	188
7532	Top, body, and upholstery repair shops and paint shops	10	6 003	2 253	578	76
7538	General automotive repair shops	13	2 876	762	173	37
7533, 4, 6, 7, 9	Other automotive repair shops	15	5 837	1 585	380	75
754	Automotive services, except repair	17	(D)	(D)	(D)	CC
76	Miscellaneous repair services	28	12 005	3 577	933	170
762	Electrical repair shops	13	2 610	1 073	277	65
7622	Radio and television repair shops	4	320	49	17	8
7623, 9	Other electrical and electronic repair shops	9	2 290	1 024	260	57
763	Watch, clock, and jewelry repair	—	—	—	—	—
764	Reupholstery and furniture repair	2	(D)	(D)	(D)	AA
769	Miscellaneous repair and related services	13	(D)	(D)	(D)	CC
78, 79, 84	Amusement and recreation services, including motion pictures and museums	31	(D)	(D)	(D)	GG
781, 2	Motion picture production, distribution, and services	—	—	—	—	—
783	Motion picture theaters	3	(D)	(D)	(D)	BB
784	Video tape rental	12	(D)	(D)	(D)	BB
792	Theatrical producers (except motion picture), bands, orchestras, and entertainers	1	(D)	(D)	(D)	AA
793	Bowling centers	4	(D)	(D)	(D)	BB
79 ex. 792, 3, 84	Commercial sports and other amusement and recreation services, including museums	11	(D)	(D)	(D)	GG
80	Health services	207	170 176	86 785	17 646	2 547
801	Offices and clinics of doctors of medicine	108	108 557	58 967	11 142	1 057
802	Offices and clinics of dentists	54	18 070	7 984	1 951	298
803	Offices and clinics of doctors of osteopathy	1	(D)	(D)	(D)	AA
804	Offices and clinics of other health practitioners	22	6 091	1 959	415	95
805	Nursing and personal care facilities	5	17 864	7 799	1 896	584
806	Hospitals	—	—	—	—	—
807, 8, 9	Other health services	17	(D)	(D)	(D)	FF
81	Legal services	81	35 523	13 196	2 825	390
823, 4, 9	Selected educational services	3	(D)	(D)	(D)	AA

Table 5. Summary Statistics for Firms Subject to Federal Income Tax for Places With 350 Establishments or More: 1992 — Con.

[Includes only establishments with payroll. For meaning of abbreviations and symbols, see introductory text. For explanation of terms and comparability of 1987 and 1992 censuses, see appendix A. For information on geographic areas followed by ▲, see appendix F]

SIC code	Geographic area and kind of business or operation	Establishments (number)	Receipts (\$1,000)	Annual payroll (\$1,000)	First-quarter payroll (\$1,000)	Paid employees for pay period including March 12 (number)
JOLIET—Con.						
83	Social services	15	7 858	3 527	877	209
835	Child day care services	8	1 137	494	124	67
832, 3, 6, 9	Other social services	7	6 721	3 033	753	142
87 ex. 8733	Engineering, accounting, research, management, and related services (except noncommercial research organizations)	52	117 282	55 158	10 076	1 274
871	Engineering, architectural, and surveying services	16	21 577	12 625	3 191	297
872	Accounting, auditing, and bookkeeping services	21	(D)	(D)	(D)	CC
873 ex. 8733	Research, development, and testing services (except noncommercial research organizations)	4	(D)	(D)	(D)	BB
874	Management and public relations services	11	(D)	(D)	(D)	FF
89	Services, n.e.c.	6	(D)	(D)	(D)	AA
LIBERTYVILLE						
	Total	378	181 231	75 878	17 003	3 284
70 ex. 704	Hotels, rooming houses, camps, and other lodging places (except membership lodging)	2	(D)	(D)	(D)	BB
7011	Hotels and motels	2	(D)	(D)	(D)	BB
7011 pt. 7011 pt.	Hotels	—	—	—	—	—
	Motels, motor hotels, and tourist courts	2	(D)	(D)	(D)	BB
702, 3	Other lodging places	—	—	—	—	—
72	Personal services	31	6 665	2 466	620	165
721	Laundry, cleaning, and garment services	8	2 572	914	207	50
7211	Power laundries, family and commercial*	—	—	—	—	—
7213	Linen supply*	—	—	—	—	—
7215	Coin-operated laundries and drycleaning	2	(D)	(D)	(D)	AA
7216	Drycleaning plants, except rug cleaning*	3	(D)	(D)	(D)	BB
7217	Carpet and upholstery cleaning	1	(D)	(D)	(D)	AA
7218	Industrial laundriers*	—	—	—	—	—
7212, 9	Other laundry, cleaning, and garment services*	2	(D)	(D)	(D)	AA
722	Photographic studios, portrait	2	(D)	(D)	(D)	AA
723, 4	Beauty and barber shops	14	2 183	1 134	304	95
723	Beauty shops	12	(D)	(D)	(D)	BB
724	Barber shops	2	(D)	(D)	(D)	AA
725	Shoe repair shops and shoeshine parlors	—	—	—	—	—
726	Funeral service and crematories	2	(D)	(D)	(D)	AA
729	Miscellaneous personal services	5	507	120	49	10
73	Business services	76	46 044	20 084	4 630	1 212
731	Advertising	6	1 834	650	141	17
732	Consumer credit reporting agencies, mercantile reporting agencies, and adjustment and collection agencies	—	—	—	—	—
733	Mailing, reproduction, commercial art and photography, and stenographic services	8	2 674	967	221	29
734	Services to dwellings and other buildings	10	5 704	1 660	430	92
735	Miscellaneous equipment rental and leasing	4	(D)	(D)	(D)	AA
736	Personnel supply services	11	12 530	8 941	2 144	846
737	Computer programming, data processing, and other computer related services	22	8 541	3 146	671	84
7371, 2, 3	Computer programming, prepackaged software, and integrated systems	16	7 148	2 676	620	75
7374, 5, 6	Data processing services	1	(D)	(D)	(D)	AA
7377, 8, 9	Computer rental and leasing, maintenance, and related services, n.e.c.	5	(D)	(D)	(D)	AA
738	Miscellaneous business services	15	(D)	(D)	(D)	CC
75	Automotive repair, services, and parking	37	22 006	7 002	1 696	323
751	Automotive rental and leasing, without drivers	4	1 019	148	31	9
752	Automobile parking	—	—	—	—	—
753	Automotive repair shops	28	19 758	6 366	1 549	257
7532	Top, body, and upholstery repair shops and paint shops	9	8 110	3 042	723	118
7538	General automotive repair shops	11	5 721	1 465	347	56
7533, 4, 6, 7, 9	Other automotive repair shops	8	5 927	1 859	479	83
754	Automotive services, except repair	5	1 229	488	116	57
76	Miscellaneous repair services	13	5 945	1 094	252	54
762	Electrical repair shops	4	733	172	40	11
7622	Radio and television repair shops	3	(D)	(D)	(D)	AA
7623, 9	Other electrical and electronic repair shops	1	(D)	(D)	(D)	AA
763	Watch, clock, and jewelry repair	—	—	—	—	—
764	Reupholstery and furniture repair	—	(D)	(D)	(D)	AA
769	Miscellaneous repair and related services	8	(D)	(D)	(D)	BB

Table 5. Summary Statistics for Firms Subject to Federal Income Tax for Places With 350 Establishments or More: 1992 — Con.

[Includes only establishments with payroll. For meaning of abbreviations and symbols, see introductory text. For explanation of terms and comparability of 1987 and 1992 censuses, see appendix A. For information on geographic areas followed by ▲, see appendix F]

SIC code	Geographic area and kind of business or operation	Establishments (number)	Receipts (\$1,000)	Annual payroll (\$1,000)	First-quarter payroll (\$1,000)	Paid employees for pay period including March 12 (number)
LIBERTYVILLE—Con.						
78, 79, 84	Amusement and recreation services, including motion pictures and museums	13	2 964	782	196	75
781, 2	Motion picture production, distribution, and services	—	—	—	—	—
783	Motion picture theaters	1	(D)	(D)	(D)	AA
784	Video tape rental	3	(D)	(D)	(D)	AA
792	Theatrical producers (except motion picture), bands, orchestras, and entertainers	1	(D)	(D)	(D)	AA
793	Bowling centers	2	(D)	(D)	(D)	AA
79 ex. 792, 3; 84	Commercial sports and other amusement and recreation services, including museums	6	1 560	527	126	30
80	Health services	100	64 054	31 064	6 782	935
801	Offices and clinics of doctors of medicine	45	30 372	17 145	3 489	328
802	Offices and clinics of dentists	29	10 290	4 318	885	146
803	Offices and clinics of doctors of osteopathy	—	—	—	—	—
804	Offices and clinics of other health practitioners	15	3 731	1 010	213	52
805	Nursing and personal care facilities	2	(D)	(D)	(D)	CC
806	Hospitals	—	—	—	—	—
807, 8, 9	Other health services	9	(D)	(D)	(D)	CC
81	Legal services	32	7 558	3 285	828	96
823, 4, 9	Selected educational services	2	(D)	(D)	(D)	AA
83	Social services	10	1 983	655	155	92
835	Child day care services	6	1 191	458	114	77
832, 3, 6, 9	Other social services	4	792	197	41	15
87 ex. 8733	Engineering, accounting, research, management, and related services (except noncommercial research organizations)	60	21 167	8 619	1 664	271
871	Engineering, architectural, and surveying services	15	6 163	2 721	508	82
872	Accounting, auditing, and bookkeeping services	23	8 131	3 717	775	132
873 ex. 8733	Research, development, and testing services (except noncommercial research organizations)	5	1 062	319	48	10
874	Management and public relations services	17	5 811	1 862	333	47
89	Services, n.e.c.	2	(D)	(D)	(D)	AA
LOMBARD						
	Total	470	482 780	164 054	37 829	6 227
70 ex. 704	Hotels, rooming houses, camps, and other lodging places (except membership lodging)	3	23 843	7 569	1 746	484
7011	Hotels and motels	3	23 843	7 569	1 746	484
7011 pt. 7011 pt.	Hotels	3	23 843	7 569	1 746	484
	Motels, motor hotels, and tourist courts	—	—	—	—	—
702, 3	Other lodging places	—	—	—	—	—
72	Personal services	46	11 172	2 897	759	278
721	Laundry, cleaning, and garment services	14	4 921	1 140	353	115
7211	Power laundries, family and commercial*	—	—	—	—	—
7213	Linen supply*	—	—	—	—	—
7215	Coin-operated laundries and drycleaning	2	(D)	(D)	(D)	AA
7216	Drycleaning plants, except rug cleaning*	8	800	129	37	21
7217	Carpet and upholstery cleaning	2	(D)	(D)	(D)	BB
7218	Industrial laundriers*	—	—	—	—	—
7212, 9	Other laundry, cleaning, and garment services*	2	(D)	(D)	(D)	AA
722	Photographic studios, portrait	5	1 275	274	65	28
723, 4	Beauty and barber shops	19	1 817	867	202	98
723	Beauty shops	19	1 817	867	202	98
724	Barber shops	—	—	—	—	—
725	Shoe repair shops and shoeshine parlors	1	(D)	(D)	(D)	AA
726	Funeral service and crematories	2	(D)	(D)	(D)	BB
729	Miscellaneous personal services	5	(D)	(D)	(D)	AA
73	Business services	129	245 400	79 779	19 503	2 915
731	Advertising	6	4 547	1 544	303	36
732	Consumer credit reporting agencies, mercantile reporting agencies, and adjustment and collection agencies	3	(D)	(D)	(D)	BB
733	Mailing, reproduction, commercial art and photography, and stenographic services	13	(D)	(D)	(D)	FF
734	Services to dwellings and other buildings	22	8 859	4 672	1 089	469
735	Miscellaneous equipment rental and leasing	3	(D)	(D)	(D)	BB
736	Personnel supply services	12	6 549	3 992	729	234
737	Computer programming, data processing, and other computer related services	48	153 447	42 634	10 247	1 202
7371, 2, 3	Computer programming, prepackaged software, and integrated systems	25	22 811	8 203	1 990	194
7374, 5, 6	Data processing services	10	98 696	19 500	4 789	713
7377, 8, 9	Computer rental and leasing, maintenance, and related services, n.e.c.	13	31 940	14 931	3 468	295
738	Miscellaneous business services	22	5 983	2 703	644	338

Table 5. Summary Statistics for Firms Subject to Federal Income Tax for Places With 350 Establishments or More: 1992 — Con.

[Includes only establishments with payroll. For meaning of abbreviations and symbols, see introductory text. For explanation of terms and comparability of 1987 and 1992 censuses, see appendix A. For information on geographic areas followed by ▲, see appendix F]

SIC code	Geographic area and kind of business or operation	Establishments (number)	Receipts (\$1,000)	Annual payroll (\$1,000)	First-quarter payroll (\$1,000)	Paid employees for pay period including March 12 (number)
LOMBARD—Con.						
75	Automotive repair, services, and parking	39	22 923	5 004	1 336	251
751	Automotive rental and leasing, without drivers	2	(D)	(D)	(D)	AA
752	Automobile parking	—	—	—	—	—
753	Automotive repair shops	29	12 046	3 579	861	159
7532	Top, body, and upholstery repair shops and paint shops	7	4 197	1 367	317	51
7538	General automotive repair shops	16	5 956	1 693	405	81
7533, 4, 6, 7, 9	Other automotive repair shops	6	1 893	519	139	27
754	Automotive services, except repair	8	(D)	(D)	(D)	BB
76	Miscellaneous repair services	21	14 799	3 280	774	150
762	Electrical repair shops	8	4 013	1 228	285	47
7622	Radio and television repair shops	5	2 009	587	140	30
7623, 9	Other electrical and electronic repair shops	3	2 004	641	145	17
763	Watch, clock, and jewelry repair	1	(D)	(D)	(D)	AA
764	Reupholstery and furniture repair	1	(D)	(D)	(D)	AA
769	Miscellaneous repair and related services	11	(D)	(D)	(D)	BB
78, 79, 84	Amusement and recreation services, including motion pictures and museums	28	38 866	6 905	1 477	414
781, 2	Motion picture production, distribution, and services	3	800	173	62	13
783	Motion picture theaters	2	(D)	(D)	(D)	BB
784	Video tape rental	7	2 266	355	87	47
792	Theatrical producers (except motion picture), bands, orchestras, and entertainers	3	(D)	(D)	(D)	AA
793	Bowling centers	1	(D)	(D)	(D)	BB
79 ex. 792, 3; 84	Commercial sports and other amusement and recreation services, including museums	12	31 283	5 328	1 089	273
80	Health services	91	70 603	32 500	6 489	958
801	Offices and clinics of doctors of medicine	37	34 080	19 349	3 593	349
802	Offices and clinics of dentists	32	8 356	2 895	625	149
803	Offices and clinics of doctors of osteopathy	—	—	—	—	—
804	Offices and clinics of other health practitioners	11	3 261	516	130	39
805	Nursing and personal care facilities	1	(D)	(D)	(D)	CC
806	Hospitals	—	—	—	—	—
807, 8, 9	Other health services	10	(D)	(D)	(D)	EE
81	Legal services	14	3 479	985	239	60
823, 4, 9	Selected educational services	6	2 817	811	223	25
83	Social services	15	3 251	1 361	296	60
835	Child day care services	5	307	156	33	14
832, 3, 6, 9	Other social services	10	2 944	1 205	263	46
87 ex. 8733	Engineering, accounting, research, management, and related services (except noncommercial research organizations)	75	43 077	22 061	4 722	604
871	Engineering, architectural, and surveying services	15	9 115	5 063	1 160	118
872	Accounting, auditing, and bookkeeping services	23	9 182	4 589	1 035	174
873 ex. 8733	Research, development, and testing services (except noncommercial research organizations)	10	11 811	4 793	1 035	117
874	Management and public relations services	27	12 969	7 616	1 492	195
89	Services, n.e.c.	3	2 550	902	265	28
MOLINE						
	Total	464	235 392	90 058	18 596	4 601
70 ex. 704	Hotels, rooming houses, camps, and other lodging places (except membership lodging)	11	(D)	(D)	(D)	CC
7011	Hotels and motels	10	(D)	(D)	(D)	CC
7011 pt.	Hotels	1	(D)	(D)	(D)	AA
7011 pt.	Motels, motor hotels, and tourist courts	9	(D)	(D)	(D)	CC
702, 3	Other lodging places	1	(D)	(D)	(D)	AA
72	Personal services	65	11 401	3 957	895	368
721	Laundry, cleaning, and garment services	9	1 687	596	141	52
7211	Power laundries, family and commercial*	—	—	—	—	—
7213	Linen supply*	1	(D)	(D)	(D)	AA
7215	Coin-operated laundries and drycleaning	2	(D)	(D)	(D)	AA
7216	Drycleaning plants, except rug cleaning*	4	(D)	(D)	(D)	BB
7217	Carpet and upholstery cleaning	1	(D)	(D)	(D)	AA
7218	Industrial launderers*	—	—	—	—	—
7212, 9	Other laundry, cleaning, and garment services*	1	(D)	(D)	(D)	AA
722	Photographic studios, portrait	8	(D)	(D)	(D)	BB
723, 4	Beauty and barber shops	31	3 941	1 672	400	165
723	Beauty shops	29	(D)	(D)	(D)	CC
724	Barber shops	2	(D)	(D)	(D)	AA
725	Shoe repair shops and shoeshine parlors	1	(D)	(D)	(D)	AA
726	Funeral service and crematories	5	2 564	987	160	37
729	Miscellaneous personal services	11	(D)	(D)	(D)	BB

Table 5. Summary Statistics for Firms Subject to Federal Income Tax for Places With 350 Establishments or More: 1992 — Con.

[Includes only establishments with payroll. For meaning of abbreviations and symbols, see introductory text. For explanation of terms and comparability of 1987 and 1992 censuses, see appendix A. For information on geographic areas followed by ▲, see appendix F]

SIC code	Geographic area and kind of business or operation	Establishments (number)	Receipts (\$1,000)	Annual payroll (\$1,000)	First-quarter payroll (\$1,000)	Paid employees for pay period including March 12 (number)
	MOLINE—Con.					
73	Business services	69	43 716	17 706	3 717	1 172
731	Advertising	5	(D)	(D)	(D)	BB
732	Consumer credit reporting agencies, mercantile reporting agencies, and adjustment and collection agencies	1	(D)	(D)	(D)	BB
733	Mailing, reproduction, commercial art and photography, and stenographic services	7	1 988	716	180	33
734	Services to dwellings and other buildings	19	1 890	724	150	94
735	Miscellaneous equipment rental and leasing	9	12 857	2 816	627	123
736	Personnel supply services	7	6 378	4 848	960	644
737	Computer programming, data processing, and other computer related services	8	13 760	4 938	930	98
7371, 2, 3	Computer programming, prepackaged software, and integrated systems	6	(D)	(D)	(D)	BB
7374, 5, 6	Data processing services	2	(D)	(D)	(D)	AA
7377, 8, 9	Computer rental and leasing, maintenance, and related services, n.e.c.	—	—	—	—	—
738	Miscellaneous business services	13	(D)	(D)	(D)	CC
75	Automotive repair, services, and parking	49	16 505	3 250	727	220
751	Automotive rental and leasing, without drivers	7	5 910	606	144	54
752	Automobile parking	—	—	—	—	—
753	Automotive repair shops	31	9 182	2 319	493	128
7532	Top, body, and upholstery repair shops and paint shops	8	2 964	599	144	43
7538	General automotive repair shops	14	3 771	898	206	47
7533, 4, 6, 7, 9	Other automotive repair shops	9	2 447	822	143	38
754	Automotive services, except repair	11	1 413	325	90	38
76	Miscellaneous repair services	20	10 143	4 350	1 024	228
762	Electrical repair shops	9	4 849	2 805	696	173
7622	Radio and television repair shops	1	(D)	(D)	(D)	AA
7623, 9	Other electrical and electronic repair shops	8	(D)	(D)	(D)	CC
763	Watch, clock, and jewelry repair	—	—	—	—	—
764	Reupholstery and furniture repair	3	315	56	10	4
769	Miscellaneous repair and related services	8	4 979	1 489	318	51
78, 79, 84	Amusement and recreation services, including motion pictures and museums	23	11 954	2 472	638	297
781, 2	Motion picture production, distribution, and services	1	(D)	(D)	(D)	AA
783	Motion picture theaters	3	(D)	(D)	(D)	BB
784	Video tape rental	6	(D)	(D)	(D)	CC
792	Theatrical producers (except motion picture), bands, orchestras, and entertainers	—	—	—	—	—
793	Bowling centers	2	(D)	(D)	(D)	BB
79 ex. 792, 3; 84	Commercial sports and other amusement and recreation services, including museums	11	(D)	(D)	(D)	CC
80	Health services	149	96 071	42 172	7 930	1 377
801	Offices and clinics of doctors of medicine	64	44 869	23 820	4 222	485
802	Offices and clinics of dentists	37	12 037	5 353	1 005	191
803	Offices and clinics of doctors of osteopathy	2	(D)	(D)	(D)	AA
804	Offices and clinics of other health practitioners	27	10 238	4 115	883	149
805	Nursing and personal care facilities	4	6 520	2 468	596	220
806	Hospitals	—	—	—	—	—
807, 8, 9	Other health services	15	(D)	(D)	(D)	EE
81	Legal services	22	8 639	3 167	687	100
823, 4, 9	Selected educational services	5	(D)	(D)	(D)	BB
83	Social services	7	(D)	(D)	(D)	BB
835	Child day care services	5	(D)	(D)	(D)	BB
832, 3, 6, 9	Other social services	2	(D)	(D)	(D)	AA
87 ex. 8733	Engineering, accounting, research, management, and related services (except noncommercial research organizations)	42	24 890	10 106	2 359	527
871	Engineering, architectural, and surveying services	11	10 335	4 327	920	147
872	Accounting, auditing, and bookkeeping services	20	8 611	3 012	788	144
873 ex. 8733	Research, development, and testing services (except noncommercial research organizations)	—	—	—	—	—
874	Management and public relations services	11	5 944	2 767	651	236
89	Services, n.e.c.	2	(D)	(D)	(D)	AA

Table 5. Summary Statistics for Firms Subject to Federal Income Tax for Places With 350 Establishments or More: 1992 — Con.

[Includes only establishments with payroll. For meaning of abbreviations and symbols, see introductory text. For explanation of terms and comparability of 1987 and 1992 censuses, see appendix A. For information on geographic areas followed by ▲, see appendix F]

SIC code	Geographic area and kind of business or operation	Establishments (number)	Receipts (\$1,000)	Annual payroll (\$1,000)	First-quarter payroll (\$1,000)	Paid employees for pay period including March 12 (number)
MOUNT PROSPECT						
	Total	407	178 802	74 340	17 274	3 930
70 ex. 704	Hotels, rooming houses, camps, and other lodging places (except membership lodging)	1	(D)	(D)	(D)	BB
7011	Hotels and motels	1	(D)	(D)	(D)	BB
7011 pt.	Hotels	—	—	—	—	—
7011 pt.	Motels, motor hotels, and tourist courts	1	(D)	(D)	(D)	BB
702, 3	Other lodging places	—	—	—	—	—
72	Personal services	55	11 282	3 442	770	308
721	Laundry, cleaning, and garment services	17	2 347	647	147	61
7211	Power laundries, family and commercial*	1	(D)	(D)	(D)	AA
7213	Linen supply*	2	(D)	(D)	(D)	BB
7215	Coin-operated laundries and drycleaning	3	219	24	2	1
7216	Drycleaning plants, except rug cleaning*	5	719	211	50	14
7217	Carpet and upholstery cleaning	2	(D)	(D)	(D)	AA
7218	Industrial laundrers*	1	(D)	(D)	(D)	AA
7212, 9	Other laundry, cleaning, and garment services*	3	373	71	17	7
722	Photographic studios, portrait	3	(D)	(D)	(D)	BB
723, 4	Beauty and barber shops	23	3 212	1 443	337	131
723	Beauty shops	23	3 212	1 443	337	131
724	Barber shops	—	—	—	—	—
725	Shoe repair shops and shoeshine parlors	1	(D)	(D)	(D)	AA
726	Funeral service and crematories	2	(D)	(D)	(D)	BB
729	Miscellaneous personal services	9	2 433	573	114	60
73	Business services	90	65 998	32 138	7 805	2 089
731	Advertising	9	3 256	1 223	264	36
732	Consumer credit reporting agencies, mercantile reporting agencies, and adjustment and collection agencies	1	(D)	(D)	(D)	AA
733	Mailing, reproduction, commercial art and photography, and stenographic services	18	7 824	3 120	761	137
734	Services to dwellings and other buildings	7	1 281	760	168	81
735	Miscellaneous equipment rental and leasing	5	766	276	51	12
736	Personnel supply services	11	15 832	10 584	2 082	406
737	Computer programming, data processing, and other computer related services	14	4 542	1 564	581	56
7371, 2, 3	Computer programming, prepackaged software, and integrated systems	8	1 080	479	87	14
7374, 5, 6	Data processing services	3	(D)	(D)	(D)	BB
7377, 8, 9	Computer rental and leasing, maintenance, and related services, n.e.c.	3	(D)	(D)	(D)	AA
738	Miscellaneous business services	25	(D)	(D)	(D)	GG
75	Automotive repair, services, and parking	24	6 258	1 502	320	97
751	Automotive rental and leasing, without drivers	1	(D)	(D)	(D)	AA
752	Automobile parking	—	—	—	—	—
753	Automotive repair shops	12	4 157	994	206	42
7532	Top, body, and upholstery repair shops and paint shops	2	(D)	(D)	(D)	AA
7538	General automotive repair shops	5	1 775	418	72	15
7533, 4, 6, 7, 9	Other automotive repair shops	5	(D)	(D)	(D)	AA
754	Automotive services, except repair	11	(D)	(D)	(D)	BB
76	Miscellaneous repair services	15	4 807	1 191	260	61
762	Electrical repair shops	3	(D)	(D)	(D)	BB
7622	Radio and television repair shops	—	—	—	—	—
7623, 9	Other electrical and electronic repair shops	3	(D)	(D)	(D)	BB
763	Watch, clock, and jewelry repair	1	(D)	(D)	(D)	AA
764	Reupholstery and furniture repair	3	(D)	(D)	(D)	AA
769	Miscellaneous repair and related services	8	2 114	507	90	17
78, 79, 84	Amusement and recreation services, including motion pictures and museums	24	10 975	2 491	536	207
781, 2	Motion picture production, distribution, and services	3	(D)	(D)	(D)	AA
783	Motion picture theaters	1	(D)	(D)	(D)	BB
784	Video tape rental	7	1 718	252	64	23
792	Theatrical producers (except motion picture), bands, orchestras, and entertainers	1	(D)	(D)	(D)	AA
793	Bowling centers	1	(D)	(D)	(D)	BB
79 ex. 792, 3, 84	Commercial sports and other amusement and recreation services, including museums	11	5 761	1 369	284	116
80	Health services	75	39 865	16 762	3 650	506
801	Offices and clinics of doctors of medicine	25	13 427	7 077	1 360	157
802	Offices and clinics of dentists	35	9 437	3 411	766	170
803	Offices and clinics of doctors of osteopathy	—	—	—	—	—
804	Offices and clinics of other health practitioners	10	(D)	(D)	(D)	BB
805	Nursing and personal care facilities	—	—	—	—	—
806	Hospitals	—	—	—	—	—
807, 8, 9	Other health services	5	(D)	(D)	(D)	CC
81	Legal services	20	3 066	1 193	260	45
823, 4, 9	Selected educational services	3	(D)	(D)	(D)	AA

Table 5. Summary Statistics for Firms Subject to Federal Income Tax for Places With 350 Establishments or More: 1992 — Con.

[Includes only establishments with payroll. For meaning of abbreviations and symbols, see introductory text. For explanation of terms and comparability of 1987 and 1992 censuses, see appendix A. For information on geographic areas followed by ▲, see appendix F]

SIC code	Geographic area and kind of business or operation	Establishments (number)	Receipts (\$1,000)	Annual payroll (\$1,000)	First-quarter payroll (\$1,000)	Paid employees for pay period including March 12 (number)
MOUNT PROSPECT—Con.						
83	Social services	6	1 541	673	161	56
835	Child day care services	3	(D)	(D)	(D)	BB
832, 3, 6, 9	Other social services	3	(D)	(D)	(D)	AA
87 ex. 8733	Engineering, accounting, research, management, and related services (except noncommercial research organizations)	91	33 898	14 444	3 321	512
871	Engineering, architectural, and surveying services	22	13 106	6 688	1 651	187
872	Accounting, auditing, and bookkeeping services	39	7 365	2 935	634	101
873 ex. 8733	Research, development, and testing services (except noncommercial research organizations)	6	5 557	1 874	386	56
874	Management and public relations services	24	7 870	2 947	650	168
89	Services, n.e.c.	3	(D)	(D)	(D)	AA
NAPERVILLE ▲						
	Total	977	570 000	241 187	56 436	9 995
70 ex. 704	Hotels, rooming houses, camps, and other lodging places (except membership lodging)	11	16 358	4 979	1 180	433
7011	Hotels and motels	11	16 358	4 979	1 180	433
7011 pt.	Hotels	5	12 296	4 003	955	353
7011 pt.	Motels, motor hotels, and tourist courts	6	4 062	976	225	80
702, 3	Other lodging places	—	—	—	—	—
72	Personal services	79	17 540	6 862	1 525	514
721	Laundry, cleaning, and garment services	26	4 349	1 267	262	96
7211	Power laundries, family and commercial*	—	—	—	—	—
7213	Linen supply*	—	—	—	—	—
7215	Coin-operated laundries and drycleaning	5	921	262	61	21
7216	Drycleaning plants, except rug cleaning*	7	1 367	405	79	30
7217	Carpet and upholstery cleaning	8	1 256	502	94	24
7218	Industrial laundries*	—	—	—	—	—
7212, 9	Other laundry, cleaning, and garment services*	6	805	98	28	21
722	Photographic studios, portrait	4	(D)	(D)	(D)	BB
723, 4	Beauty and barber shops	35	8 551	4 354	1 037	340
723	Beauty shops	35	8 551	4 354	1 037	340
724	Barber shops	—	—	—	—	—
725	Shoe repair shops and shoeshine parlors	—	—	—	—	—
726	Funeral service and crematories	3	(D)	(D)	(D)	AA
729	Miscellaneous personal services	11	2 583	585	125	48
73	Business services	266	230 279	109 221	27 549	4 579
731	Advertising	13	6 489	3 140	630	70
732	Consumer credit reporting agencies, mercantile reporting agencies, and adjustment and collection agencies	6	(D)	(D)	(D)	BB
733	Mailing, reproduction, commercial art and photography, and stenographic services	25	6 048	2 095	513	215
734	Services to dwellings and other buildings	18	3 438	1 254	247	110
735	Miscellaneous equipment rental and leasing	13	7 990	2 348	480	82
736	Personnel supply services	45	51 946	35 833	8 726	1 686
737	Computer programming, data processing, and other computer related services	95	92 683	41 952	11 893	1 114
7371, 2, 3	Computer programming, prepackaged software, and integrated systems	58	63 205	29 422	9 186	797
7374, 5, 6	Data processing services	7	14 022	4 180	954	156
7377, 8, 9	Computer rental and leasing, maintenance, and related services, n.e.c.	30	15 456	8 350	1 753	161
738	Miscellaneous business services	51	(D)	(D)	(D)	GG
75	Automotive repair, services, and parking	50	19 685	5 861	1 344	330
751	Automotive rental and leasing, without drivers	4	(D)	(D)	(D)	AA
752	Automobile parking	1	(D)	(D)	(D)	AA
753	Automotive repair shops	36	14 741	4 499	1 025	199
7532	Top, body, and upholstery repair shops and paint shops	11	5 398	1 699	383	76
7538	General automotive repair shops	16	5 405	1 737	407	69
7533, 4, 6, 7, 9	Other automotive repair shops	9	3 938	1 063	235	54
754	Automotive services, except repair	9	3 423	885	213	102
76	Miscellaneous repair services	30	14 697	4 226	991	145
762	Electrical repair shops	13	4 859	1 426	375	49
7622	Radio and television repair shops	4	321	73	40	9
7623, 9	Other electrical and electronic repair shops	9	4 538	1 353	335	40
763	Watch, clock, and jewelry repair	—	—	—	—	—
764	Reupholstery and furniture repair	3	403	159	34	13
769	Miscellaneous repair and related services	14	9 435	2 641	582	83

Table 5. Summary Statistics for Firms Subject to Federal Income Tax for Places With 350 Establishments or More: 1992 — Con.

[Includes only establishments with payroll. For meaning of abbreviations and symbols, see introductory text. For explanation of terms and comparability of 1987 and 1992 censuses, see appendix A. For information on geographic areas followed by ▲, see appendix F]

SIC code	Geographic area and kind of business or operation	Establishments (number)	Receipts (\$1,000)	Annual payroll (\$1,000)	First-quarter payroll (\$1,000)	Paid employees for pay period including March 12 (number)
NAPERVILLE ▲—Con.						
78, 79, 84	Amusement and recreation services, including motion pictures and museums	36	20 084	5 902	1 289	563
781, 2	Motion picture production, distribution, and services	2	(D)	(D)	(D)	AA
783	Motion picture theaters	3	(D)	(D)	(D)	BB
784	Video tape rental	7	2 959	425	104	52
792	Theatrical producers (except motion picture), bands, orchestras, and entertainers	—	—	—	—	—
793	Bowling centers	2	(D)	(D)	(D)	BB
79 ex. 792, 3; 84	Commercial sports and other amusement and recreation services, including museums	22	11 387	3 606	718	344
80	Health services	231	128 856	51 750	10 698	1 615
801	Offices and clinics of doctors of medicine	95	(D)	(D)	(D)	FF
802	Offices and clinics of dentists	78	23 081	7 680	1 684	361
803	Offices and clinics of doctors of osteopathy	2	(D)	(D)	(D)	AA
804	Offices and clinics of other health practitioners	43	11 735	3 489	798	148
805	Nursing and personal care facilities	3	(D)	(D)	(D)	CC
806	Hospitals	1	(D)	(D)	(D)	CC
807, 8, 9	Other health services	9	6 709	2 933	877	81
81	Legal services	53	17 790	6 795	1 510	200
823, 4, 9	Selected educational services	14	2 423	639	143	25
83	Social services	31	7 764	3 114	753	340
835	Child day care services	23	5 341	2 129	525	274
832, 3, 6, 9	Other social services	8	2 423	985	228	66
87 ex. 8733	Engineering, accounting, research, management, and related services (except noncommercial research organizations)	168	93 009	41 157	9 281	1 230
871	Engineering, architectural, and surveying services	41	39 708	18 544	4 375	425
872	Accounting, auditing, and bookkeeping services	46	(D)	(D)	(D)	CC
873 ex. 8733	Research, development, and testing services (except noncommercial research organizations)	3	(D)	(D)	(D)	EE
874	Management and public relations services	78	29 120	10 043	2 080	296
89	Services, n.e.c.	8	1 515	681	173	21
NORTHBROOK						
	Total	906	937 696	314 170	68 714	9 602
70 ex. 704	Hotels, rooming houses, camps, and other lodging places (except membership lodging)	1	(D)	(D)	(D)	EE
7011	Hotels and motels	1	(D)	(D)	(D)	EE
7011 pt.	Hotels	1	(D)	(D)	(D)	EE
7011 pt.	Motels, motor hotels, and tourist courts	—	—	—	—	—
702, 3	Other lodging places	—	—	—	—	—
72	Personal services	46	17 124	6 873	1 630	426
721	Laundry, cleaning, and garment services	16	10 246	4 059	948	214
7211	Power laundries, family and commercial*	—	—	—	—	—
7213	Linen supply*	—	—	—	—	—
7215	Coin-operated laundries and drycleaning	1	(D)	(D)	(D)	AA
7216	Drycleaning plants, except rug cleaning*	9	7 671	3 284	770	168
7217	Carpet and upholstery cleaning	2	(D)	(D)	(D)	BB
7218	Industrial laundriers*	2	(D)	(D)	(D)	AA
7212, 9	Other laundry, cleaning, and garment services*	2	(D)	(D)	(D)	AA
722	Photographic studios, portrait	5	1 154	312	82	33
723, 4	Beauty and barber shops	15	3 422	1 946	466	129
723	Beauty shops	15	3 422	1 946	466	129
724	Barber shops	—	—	—	—	—
725	Shoe repair shops and shoeshine parlors	1	(D)	(D)	(D)	AA
726	Funeral service and crematories	—	—	—	—	—
729	Miscellaneous personal services	9	(D)	(D)	(D)	BB
73	Business services	228	259 768	90 782	19 319	3 009
731	Advertising	28	19 770	5 708	1 432	143
732	Consumer credit reporting agencies, mercantile reporting agencies, and adjustment and collection agencies	2	(D)	(D)	(D)	AA
733	Mailing, reproduction, commercial art and photography, and stenographic services	39	40 740	11 342	2 630	269
734	Services to dwellings and other buildings	18	4 958	2 914	389	128
735	Miscellaneous equipment rental and leasing	6	13 156	8 037	1 879	327
736	Personnel supply services	27	36 211	20 677	3 874	1 100
737	Computer programming, data processing, and other computer related services	63	112 751	32 172	6 647	710
7371, 2, 3	Computer programming, prepackaged software, and integrated systems	35	42 458	20 474	4 068	415
7374, 5, 6	Data processing services	13	9 853	4 076	929	174
7377, 8, 9	Computer rental and leasing, maintenance, and related services, n.e.c.	15	60 440	7 622	1 650	121
738	Miscellaneous business services	45	(D)	(D)	(D)	EE

Table 5. Summary Statistics for Firms Subject to Federal Income Tax for Places With 350 Establishments or More: 1992 — Con.

[Includes only establishments with payroll. For meaning of abbreviations and symbols, see introductory text. For explanation of terms and comparability of 1987 and 1992 censuses, see appendix A. For information on geographic areas followed by ▲, see appendix F]

SIC code	Geographic area and kind of business or operation	Establishments (number)	Receipts (\$1,000)	Annual payroll (\$1,000)	First-quarter payroll (\$1,000)	Paid employees for pay period including March 12 (number)
NORTHBROOK—Con.						
75	Automotive repair, services, and parking	13	5 510	1 499	348	95
751	Automotive rental and leasing, without drivers	5	(D)	(D)	(D)	AA
752	Automobile parking	—	—	—	—	—
753	Automotive repair shops	5	2 042	682	192	32
7532	Top, body, and upholstery repair shops and paint shops	3	(D)	(D)	(D)	AA
7538	General automotive repair shops	1	(D)	(D)	(D)	AA
7533, 4, 6, 7, 9	Other automotive repair shops	1	(D)	(D)	(D)	AA
754	Automotive services, except repair	3	(D)	(D)	(D)	BB
76	Miscellaneous repair services	18	6 998	2 241	546	84
762	Electrical repair shops	6	4 087	1 214	302	32
7622	Radio and television repair shops	1	(D)	(D)	(D)	AA
7623, 9	Other electrical and electronic repair shops	5	(D)	(D)	(D)	BB
763	Watch, clock, and jewelry repair	—	—	—	—	—
764	Reupholstery and furniture repair	1	(D)	(D)	(D)	AA
769	Miscellaneous repair and related services	11	(D)	(D)	(D)	BB
78, 79, 84	Amusement and recreation services, including motion pictures and museums	37	(D)	(D)	(D)	GG
781, 2	Motion picture production, distribution, and services	9	(D)	(D)	(D)	FF
783	Motion picture theaters	2	(D)	(D)	(D)	AA
784	Video tape rental	2	(D)	(D)	(D)	AA
792	Theatrical producers (except motion picture), bands, orchestras, and entertainers	4	(D)	(D)	(D)	BB
793	Bowling centers	—	—	—	—	—
79 ex. 792, 3; 84	Commercial sports and other amusement and recreation services, including museums	20	19 398	7 633	1 010	293
80	Health services	189	101 990	53 101	10 835	1 674
801	Offices and clinics of doctors of medicine	107	39 786	19 916	3 339	371
802	Offices and clinics of dentists	45	14 130	5 679	1 222	214
803	Offices and clinics of doctors of osteopathy	1	(D)	(D)	(D)	AA
804	Offices and clinics of other health practitioners	16	16 883	11 728	2 584	282
805	Nursing and personal care facilities	3	(D)	(D)	(D)	EE
806	Hospitals	—	—	—	—	—
807, 8, 9	Other health services	17	(D)	(D)	(D)	EE
81	Legal services	62	25 454	10 385	2 316	295
823, 4, 9	Selected educational services	11	7 357	1 889	450	58
83	Social services	8	(D)	(D)	(D)	BB
835	Child day care services	4	(D)	(D)	(D)	BB
832, 3, 6, 9	Other social services	4	(D)	(D)	(D)	BB
87 ex. 8733	Engineering, accounting, research, management, and related services (except noncommercial research organizations)	280	243 623	108 188	25 273	2 345
871	Engineering, architectural, and surveying services	43	69 627	26 544	6 265	649
872	Accounting, auditing, and bookkeeping services	98	53 094	27 183	5 817	586
873 ex. 8733	Research, development, and testing services (except noncommercial research organizations)	12	11 805	6 239	1 484	161
874	Management and public relations services	127	109 097	48 222	11 707	949
89	Services, n.e.c.	13	(D)	(D)	(D)	BB
OAK BROOK ▲						
	Total	637	836 873	387 121	92 019	12 470
70 ex. 704	Hotels, rooming houses, camps, and other lodging places (except membership lodging)	8	73 134	25 737	5 991	1 678
7011	Hotels and motels	8	73 134	25 737	5 991	1 678
7011 pt.	Hotels	6	(D)	(D)	(D)	GG
7011 pt.	Motels, motor hotels, and tourist courts	2	(D)	(D)	(D)	AA
702, 3	Other lodging places	—	—	—	—	—
72	Personal services	17	11 941	7 812	3 271	860
721	Laundry, cleaning, and garment services	—	—	—	—	—
7211	Power laundries, family and commercial*	—	—	—	—	—
7213	Linen supply*	—	—	—	—	—
7215	Coin-operated laundries and drycleaning	—	—	—	—	—
7216	Drycleaning plants, except rug cleaning*	—	—	—	—	—
7217	Carpet and upholstery cleaning	—	—	—	—	—
7218	Industrial launderers*	—	—	—	—	—
7212, 9	Other laundry, cleaning, and garment services*	—	—	—	—	—
722	Photographic studios, portrait	1	(D)	(D)	(D)	AA
723, 4	Beauty and barber shops	6	5 017	2 860	706	157
723	Beauty shops	6	5 017	2 860	706	157
724	Barber shops	—	—	—	—	—
725	Shoe repair shops and shoeshine parlors	1	(D)	(D)	(D)	AA
726	Funeral service and crematories	—	—	—	—	—
729	Miscellaneous personal services	9	(D)	(D)	(D)	FF

Table 5. Summary Statistics for Firms Subject to Federal Income Tax for Places With 350 Establishments or More: 1992 — Con.

[Includes only establishments with payroll. For meaning of abbreviations and symbols, see introductory text. For explanation of terms and comparability of 1987 and 1992 censuses, see appendix A. For information on geographic areas followed by ▲, see appendix F]

SIC code	Geographic area and kind of business or operation	Establishments (number)	Receipts (\$1,000)	Annual payroll (\$1,000)	First-quarter payroll (\$1,000)	Paid employees for pay period including March 12 (number)
	OAK BROOK ▲—Con.					
73	Business services	191	347 919	179 946	44 373	5 409
731	Advertising	23	17 781	8 539	1 828	223
732	Consumer credit reporting agencies, mercantile reporting agencies, and adjustment and collection agencies	4	2 760	1 335	321	46
733	Mailing, reproduction, commercial art and photography, and stenographic services	17	(D)	(D)	(D)	CC
734	Services to dwellings and other buildings	7	1 374	632	259	49
735	Miscellaneous equipment rental and leasing	5	(D)	(D)	(D)	AA
736	Personnel supply services	44	71 635	52 873	13 221	2 527
737	Computer programming, data processing, and other computer related services	71	209 463	101 985	25 286	2 019
7371, 2, 3	Computer programming, prepackaged software, and integrated systems	51	120 389	59 250	14 836	1 094
7374, 5, 6	Data processing services	9	53 228	26 739	6 680	551
7377, 8, 9	Computer rental and leasing, maintenance, and related services, n.e.c.	11	35 846	15 996	3 770	374
738	Miscellaneous business services	20	(D)	(D)	(D)	EE
75	Automotive repair, services, and parking	6	3 301	656	147	16
751	Automotive rental and leasing, without drivers	1	(D)	(D)	(D)	AA
752	Automobile parking	—	—	—	—	—
753	Automotive repair shops	2	(D)	(D)	(D)	AA
7532	Top, body, and upholstery repair shops and paint shops	1	(D)	(D)	(D)	AA
7538	General automotive repair shops	1	(D)	(D)	(D)	AA
7533, 4, 6, 7, 9	Other automotive repair shops	—	—	—	—	—
754	Automotive services, except repair	3	246	57	11	5
76	Miscellaneous repair services	7	(D)	(D)	(D)	EE
762	Electrical repair shops	2	(D)	(D)	(D)	BB
7622	Radio and television repair shops	1	(D)	(D)	(D)	AA
7623, 9	Other electrical and electronic repair shops	1	(D)	(D)	(D)	BB
763	Watch, clock, and jewelry repair	1	(D)	(D)	(D)	AA
764	Reupholstery and furniture repair	1	(D)	(D)	(D)	AA
769	Miscellaneous repair and related services	3	(D)	(D)	(D)	EE
78, 79, 84	Amusement and recreation services, including motion pictures and museums	11	9 963	2 177	580	78
781, 2	Motion picture production, distribution, and services	3	(D)	(D)	(D)	AA
783	Motion picture theaters	2	(D)	(D)	(D)	BB
784	Video tape rental	1	(D)	(D)	(D)	AA
792	Theatrical producers (except motion picture), bands, orchestras, and entertainers	1	(D)	(D)	(D)	BB
793	Bowling centers	—	—	—	—	—
79 ex. 792, 3; 84	Commercial sports and other amusement and recreation services, including museums	4	(D)	(D)	(D)	AA
80	Health services	188	96 973	51 148	10 375	1 409
801	Offices and clinics of doctors of medicine	137	73 457	40 579	7 812	843
802	Offices and clinics of dentists	22	6 608	2 965	660	80
803	Offices and clinics of doctors of osteopathy	—	—	—	—	—
804	Offices and clinics of other health practitioners	15	4 168	1 478	381	31
805	Nursing and personal care facilities	2	(D)	(D)	(D)	CC
806	Hospitals	—	—	—	—	—
807, 8, 9	Other health services	12	(D)	(D)	(D)	EE
81	Legal services	47	16 738	7 651	1 369	148
823, 4, 9	Selected educational services	4	1 144	536	121	24
83	Social services	4	4 992	1 854	447	101
835	Child day care services	1	(D)	(D)	(D)	BB
832, 3, 6, 9	Other social services	3	(D)	(D)	(D)	BB
87 ex. 8733	Engineering, accounting, research, management, and related services (except noncommercial research organizations)	152	213 859	83 883	19 137	2 067
871	Engineering, architectural, and surveying services	31	46 343	24 687	5 445	614
872	Accounting, auditing, and bookkeeping services	48	107 090	33 137	8 217	839
873 ex. 8733	Research, development, and testing services (except noncommercial research organizations)	9	7 468	2 609	545	148
874	Management and public relations services	64	52 958	23 450	4 930	466
89	Services, n.e.c.	2	(D)	(D)	(D)	EE

Table 5. Summary Statistics for Firms Subject to Federal Income Tax for Places With 350 Establishments or More: 1992 — Con.

[Includes only establishments with payroll. For meaning of abbreviations and symbols, see introductory text. For explanation of terms and comparability of 1987 and 1992 censuses, see appendix A. For information on geographic areas followed by ▲, see appendix F]

SIC code	Geographic area and kind of business or operation	Establishments (number)	Receipts (\$1,000)	Annual payroll (\$1,000)	First-quarter payroll (\$1,000)	Paid employees for pay period including March 12 (number)
	OAK LAWN					
	Total	544	275 476	120 011	23 525	5 172
70 ex. 704	Hotels, rooming houses, camps, and other lodging places (except membership lodging)	6	11 724	3 508	775	313
7011	Hotels and motels	6	11 724	3 508	775	313
7011 pt.	Hotels	3	(D)	(D)	(D)	EE
7011 pt.	Motels, motor hotels, and tourist courts	3	(D)	(D)	(D)	BB
702, 3	Other lodging places	—	—	—	—	—
72	Personal services	71	11 931	3 873	872	387
721	Laundry, cleaning, and garment services	10	2 395	830	183	83
7211	Power laundries, family and commercial*	—	—	—	—	—
7213	Linen supply*	—	—	—	—	—
7215	Coin-operated laundries and drycleaning	2	(D)	(D)	(D)	AA
7216	Drycleaning plants, except rug cleaning*	5	1 488	637	145	66
7217	Carpet and upholstery cleaning	2	(D)	(D)	(D)	AA
7218	Industrial laundrers*	—	—	—	—	—
7212, 9	Other laundry, cleaning, and garment services*	1	(D)	(D)	(D)	AA
722	Photographic studios, portrait	6	1 713	337	71	42
723, 4	Beauty and barber shops	37	3 929	1 869	415	198
723	Beauty shops	36	(D)	(D)	(D)	CC
724	Barber shops	1	(D)	(D)	(D)	AA
725	Shoe repair shops and shoeshine parlors	—	—	—	—	—
726	Funeral service and crematories	4	2 636	390	100	24
729	Miscellaneous personal services	14	1 258	447	103	40
73	Business services	88	42 451	17 779	4 242	1 532
731	Advertising	3	(D)	(D)	(D)	BB
732	Consumer credit reporting agencies, mercantile reporting agencies, and adjustment and collection agencies	2	(D)	(D)	(D)	BB
733	Mailing, reproduction, commercial art and photography, and stenographic services	11	2 327	606	128	24
734	Services to dwellings and other buildings	24	4 831	2 460	523	354
735	Miscellaneous equipment rental and leasing	4	2 006	519	88	20
736	Personnel supply services	11	20 951	9 137	2 341	687
737	Computer programming, data processing, and other computer related services	7	2 092	714	150	26
7371, 2, 3	Computer programming, prepackaged software, and integrated systems	2	(D)	(D)	(D)	AA
7374, 5, 6	Data processing services	4	(D)	(D)	(D)	BB
7377, 8, 9	Computer rental and leasing, maintenance, and related services, n.e.c.	1	(D)	(D)	(D)	AA
738	Miscellaneous business services	26	(D)	(D)	(D)	EE
75	Automotive repair, services, and parking	36	17 405	5 444	1 258	224
751	Automotive rental and leasing, without drivers	1	(D)	(D)	(D)	AA
752	Automobile parking	—	—	—	—	—
753	Automotive repair shops	27	13 968	4 543	1 050	147
7532	Top, body, and upholstery repair shops and paint shops	9	7 126	2 357	591	70
7538	General automotive repair shops	10	4 147	1 436	285	43
7533, 4, 6, 7, 9	Other automotive repair shops	8	2 695	750	174	34
754	Automotive services, except repair	8	(D)	(D)	(D)	BB
76	Miscellaneous repair services	18	4 681	1 522	283	71
762	Electrical repair shops	8	3 106	1 081	193	48
7622	Radio and television repair shops	2	(D)	(D)	(D)	BB
7623, 9	Other electrical and electronic repair shops	6	(D)	(D)	(D)	AA
763	Watch, clock, and jewelry repair	—	—	—	—	—
764	Reupholstery and furniture repair	1	(D)	(D)	(D)	AA
769	Miscellaneous repair and related services	9	(D)	(D)	(D)	BB
78, 79, 84	Amusement and recreation services, including motion pictures and museums	19	11 090	2 638	923	277
781, 2	Motion picture production, distribution, and services	1	(D)	(D)	(D)	AA
783	Motion picture theaters	—	—	—	—	—
784	Video tape rental	9	(D)	(D)	(D)	BB
792	Theatrical producers (except motion picture), bands, orchestras, and entertainers	—	—	—	—	—
793	Bowling centers	1	(D)	(D)	(D)	BB
79 ex. 792, 3, 84	Commercial sports and other amusement and recreation services, including museums	8	8 103	2 075	786	208
80	Health services	221	155 845	77 474	13 526	2 021
801	Offices and clinics of doctors of medicine	127	95 258	55 024	8 483	788
802	Offices and clinics of dentists	56	20 465	8 484	1 865	312
803	Offices and clinics of doctors of osteopathy	2	(D)	(D)	(D)	BB
804	Offices and clinics of other health practitioners	19	9 111	2 896	593	104
805	Nursing and personal care facilities	5	22 430	8 236	1 919	557
806	Hospitals	—	—	—	—	—
807, 8, 9	Other health services	12	(D)	(D)	(D)	CC
81	Legal services	34	4 784	1 603	347	64
823, 4, 9	Selected educational services	5	3 775	1 439	274	67

Table 5. Summary Statistics for Firms Subject to Federal Income Tax for Places With 350 Establishments or More: 1992 — Con.

[Includes only establishments with payroll. For meaning of abbreviations and symbols, see introductory text. For explanation of terms and comparability of 1987 and 1992 censuses, see appendix A. For information on geographic areas followed by ▲, see appendix F]

SIC code	Geographic area and kind of business or operation	Establishments (number)	Receipts (\$1,000)	Annual payroll (\$1,000)	First-quarter payroll (\$1,000)	Paid employees for pay period including March 12 (number)
OAK LAWN — Con.						
83	Social services	8	1 566	745	180	73
835	Child day care services	5	912	412	107	54
832, 3, 6, 9	Other social services	3	654	333	73	19
87 ex. 8733	Engineering, accounting, research, management, and related services (except noncommercial research organizations)	35	9 780	3 800	826	131
871	Engineering, architectural, and surveying services	7	(D)	(D)	(D)	BB
872	Accounting, auditing, and bookkeeping services	15	4 012	1 431	319	56
873 ex. 8733	Research, development, and testing services (except noncommercial research organizations)	1	(D)	(D)	(D)	AA
874	Management and public relations services	12	2 773	1 114	213	35
89	Services, n.e.c.	3	444	186	19	12
OAK PARK						
	Total	556	270 241	122 267	28 759	5 110
70 ex. 704	Hotels, rooming houses, camps, and other lodging places (except membership lodging)	2	(D)	(D)	(D)	BB
7011	Hotels and motels	2	(D)	(D)	(D)	BB
7011 pt.	Hotels	1	(D)	(D)	(D)	AA
7011 pt.	Motels, motor hotels, and tourist courts	1	(D)	(D)	(D)	BB
702, 3	Other lodging places	—	—	—	—	—
72	Personal services	49	11 973	3 321	796	282
721	Laundry, cleaning, and garment services	19	4 656	1 271	291	137
7211	Power laundries, family and commercial*	1	(D)	(D)	(D)	AA
7213	Linen supply*	—	—	—	—	—
7215	Coin-operated laundries and drycleaning	7	(D)	(D)	(D)	AA
7216	Drycleaning plants, except rug cleaning*	9	2 408	679	150	80
7217	Carpet and upholstery cleaning	1	(D)	(D)	(D)	BB
7218	Industrial laundriers*	—	—	—	—	—
7212, 9	Other laundry, cleaning, and garment services*	1	(D)	(D)	(D)	AA
722	Photographic studios, portrait	3	(D)	(D)	(D)	BB
723, 4	Beauty and barber shops	15	1 830	825	200	70
723	Beauty shops	15	1 830	825	200	70
724	Barber shops	—	—	—	—	—
725	Shoe repair shops and shoeshine parlors	1	(D)	(D)	(D)	AA
726	Funeral service and crematories	6	2 143	560	143	30
729	Miscellaneous personal services	5	(D)	(D)	(D)	AA
73	Business services	93	55 596	22 666	4 900	1 312
731	Advertising	11	(D)	(D)	(D)	CC
732	Consumer credit reporting agencies, mercantile reporting agencies, and adjustment and collection agencies	2	(D)	(D)	(D)	BB
733	Mailing, reproduction, commercial art and photography, and stenographic services	13	2 231	972	203	51
734	Services to dwellings and other buildings	18	4 245	1 338	347	108
735	Miscellaneous equipment rental and leasing	—	—	—	—	—
736	Personnel supply services	10	15 028	10 425	2 368	815
737	Computer programming, data processing, and other computer related services	22	2 937	1 779	341	38
7371, 2, 3	Computer programming, prepackaged software, and integrated systems	15	2 323	1 450	268	27
7374, 5, 6	Data processing services	—	—	—	—	—
7377, 8, 9	Computer rental and leasing, maintenance, and related services, n.e.c.	7	614	329	73	11
738	Miscellaneous business services	17	5 539	2 523	534	171
75	Automotive repair, services, and parking	32	15 849	4 349	987	184
751	Automotive rental and leasing, without drivers	1	(D)	(D)	(D)	AA
752	Automobile parking	1	(D)	(D)	(D)	AA
753	Automotive repair shops	25	13 106	3 720	856	131
7532	Top, body, and upholstery repair shops and paint shops	11	5 403	1 537	353	54
7538	General automotive repair shops	9	5 279	1 293	321	48
7533, 4, 6, 7, 9	Other automotive repair shops	5	2 424	890	182	29
754	Automotive services, except repair	5	(D)	(D)	(D)	BB
76	Miscellaneous repair services	10	8 138	2 663	656	90
762	Electrical repair shops	2	(D)	(D)	(D)	BB
7622	Radio and television repair shops	—	—	—	—	—
7623, 9	Other electrical and electronic repair shops	2	(D)	(D)	(D)	BB
763	Watch, clock, and jewelry repair	—	—	—	—	—
764	Reupholstery and furniture repair	1	(D)	(D)	(D)	AA
769	Miscellaneous repair and related services	7	(D)	(D)	(D)	BB

Table 5. Summary Statistics for Firms Subject to Federal Income Tax for Places With 350 Establishments or More: 1992 — Con.

[Includes only establishments with payroll. For meaning of abbreviations and symbols, see introductory text. For explanation of terms and comparability of 1987 and 1992 censuses, see appendix A. For information on geographic areas followed by ▲, see appendix F]

SIC code	Geographic area and kind of business or operation	Establishments (number)	Receipts (\$1,000)	Annual payroll (\$1,000)	First-quarter payroll (\$1,000)	Paid employees for pay period including March 12 (number)
OAK PARK—Con.						
78, 79, 84	Amusement and recreation services, including motion pictures and museums	28	8 304	2 017	519	207
781, 2	Motion picture production, distribution, and services	8	940	373	67	12
783	Motion picture theaters	1	(D)	(D)	(D)	AA
784	Video tape rental	8	1 550	363	92	47
792	Theatrical producers (except motion picture), bands, orchestras, and entertainers	3	(D)	(D)	(D)	AA
793	Bowling centers	1	(D)	(D)	(D)	AA
79 ex. 792, 3; 84	Commercial sports and other amusement and recreation services, including museums	7	3 872	925	239	117
80	Health services	204	110 700	63 887	16 440	1 923
801	Offices and clinics of doctors of medicine	107	66 622	43 335	11 515	463
802	Offices and clinics of dentists	53	15 181	6 260	1 373	243
803	Offices and clinics of doctors of osteopathy	—	—	—	—	—
804	Offices and clinics of other health practitioners	30	8 448	3 564	812	173
805	Nursing and personal care facilities	2	(D)	(D)	(D)	CC
806	Hospitals	—	—	—	—	—
807, 8, 9	Other health services	12	(D)	(D)	(D)	FF
81	Legal services	36	8 161	2 974	662	89
823, 4, 9	Selected educational services	6	7 058	2 415	483	192
83	Social services	23	(D)	(D)	(D)	BB
835	Child day care services	15	1 567	521	135	62
832, 3, 6, 9	Other social services	8	(D)	(D)	(D)	AA
87 ex. 8733	Engineering, accounting, research, management, and related services (except noncommercial research organizations)	70	39 685	16 253	2 928	707
871	Engineering, architectural, and surveying services	22	(D)	(D)	(D)	BB
872	Accounting, auditing, and bookkeeping services	19	3 533	1 709	358	74
873 ex. 87333	Research, development, and testing services (except noncommercial research organizations)	6	(D)	(D)	(D)	FF
874	Management and public relations services	23	5 515	2 380	413	76
89	Services, n.e.c.	3	91	46	7	2
ORLAND PARK						
	Total	445	183 235	67 264	12 506	3 105
70 ex. 704	Hotels, rooming houses, camps, and other lodging places (except membership lodging)	2	(D)	(D)	(D)	BB
7011	Hotels and motels	2	(D)	(D)	(D)	BB
7011 pt.	Hotels	2	(D)	(D)	(D)	BB
7011 pt.	Motels, motor hotels, and tourist courts	—	—	—	—	—
702, 3	Other lodging places	—	—	—	—	—
72	Personal services	60	13 537	4 820	1 121	481
721	Laundry, cleaning, and garment services	12	3 450	1 208	271	117
7211	Power laundries, family and commercial*	—	—	—	—	—
7213	Linen supply*	—	—	—	—	—
7215	Coin-operated laundries and drycleaning	3	275	75	21	7
7216	Drycleaning plants, except rug cleaning*	6	1 221	383	92	49
7217	Carpet and upholstery cleaning	2	(D)	(D)	(D)	BB
7218	Industrial laundriers*	—	—	—	—	—
7212, 9	Other laundry, cleaning, and garment services*	1	(D)	(D)	(D)	AA
722	Photographic studios, portrait	4	812	157	33	20
723, 4	Beauty and barber shops	30	5 513	2 665	650	279
723	Beauty shops	30	5 513	2 665	650	279
724	Barber shops	—	—	—	—	—
725	Shoe repair shops and shoeshine parlors	1	(D)	(D)	(D)	AA
726	Funeral service and crematories	4	1 658	343	78	15
729	Miscellaneous personal services	9	(D)	(D)	(D)	BB
73	Business services	78	26 858	8 267	1 700	427
731	Advertising	7	776	285	49	10
732	Consumer credit reporting agencies, mercantile reporting agencies, and adjustment and collection agencies	2	(D)	(D)	(D)	AA
733	Mailing, reproduction, commercial art and photography, and stenographic services	9	5 224	1 577	278	53
734	Services to dwellings and other buildings	18	3 630	1 110	190	56
735	Miscellaneous equipment rental and leasing	5	2 031	428	113	44
736	Personnel supply services	5	1 718	211	36	12
737	Computer programming, data processing, and other computer related services	12	6 617	2 086	447	73
7371, 2, 3	Computer programming, prepackaged software, and integrated systems	9	(D)	(D)	(D)	BB
7374, 5, 6	Data processing services	1	(D)	(D)	(D)	BB
7377, 8, 9	Computer rental and leasing, maintenance, and related services, n.e.c.	2	(D)	(D)	(D)	AA
738	Miscellaneous business services	20	(D)	(D)	(D)	CC

Table 5. Summary Statistics for Firms Subject to Federal Income Tax for Places With 350 Establishments or More: 1992 — Con.

[Includes only establishments with payroll. For meaning of abbreviations and symbols, see introductory text. For explanation of terms and comparability of 1987 and 1992 censuses, see appendix A. For information on geographic areas followed by ▲, see appendix F]

SIC code	Geographic area and kind of business or operation	Establishments (number)	Receipts (\$1,000)	Annual payroll (\$1,000)	First-quarter payroll (\$1,000)	Paid employees for pay period including March 12 (number)
ORLAND PARK—Con.						
75	Automotive repair, services, and parking	36	12 546	3 548	756	182
751	Automotive rental and leasing, without drivers	2	(D)	(D)	(D)	AA
752	Automobile parking	—	—	—	—	—
753	Automotive repair shops	27	9 989	2 783	621	124
7532	Top, body, and upholstery repair shops and paint shops	3	1 730	537	150	19
7538	General automotive repair shops	12	3 599	922	195	53
7533, 4, 6, 7, 9	Other automotive repair shops	12	4 660	1 324	276	52
754	Automotive services, except repair	7	(D)	(D)	(D)	BB
76	Miscellaneous repair services	12	3 615	1 183	256	57
762	Electrical repair shops	6	2 151	724	162	32
7622	Radio and television repair shops	2	(D)	(D)	(D)	AA
7623, 9	Other electrical and electronic repair shops	4	(D)	(D)	(D)	BB
763	Watch, clock, and jewelry repair	—	—	—	—	—
764	Reupholstery and furniture repair	—	—	—	—	—
769	Miscellaneous repair and related services	6	1 464	459	94	25
78, 79, 84	Amusement and recreation services, including motion pictures and museums	23	17 243	4 164	925	432
781, 2	Motion picture production, distribution, and services	3	(D)	(D)	(D)	BB
783	Motion picture theaters	2	(D)	(D)	(D)	BB
784	Video tape rental	4	2 039	465	111	82
792	Theatrical producers (except motion picture), bands, orchestras, and entertainers	—	—	—	—	—
793	Bowling centers	2	(D)	(D)	(D)	BB
79 ex. 792, 3; 84	Commercial sports and other amusement and recreation services, including museums	12	7 561	2 341	446	247
80	Health services	135	67 145	31 467	4 550	796
801	Offices and clinics of doctors of medicine	57	40 661	20 284	2 591	360
802	Offices and clinics of dentists	40	12 449	4 665	959	206
803	Offices and clinics of doctors of osteopathy	10	5 387	3 256	346	72
804	Offices and clinics of other health practitioners	22	7 377	2 587	555	126
805	Nursing and personal care facilities	—	—	—	—	—
806	Hospitals	—	—	—	—	—
807, 8, 9	Other health services	6	1 271	675	99	32
81	Legal services	26	6 142	1 974	423	84
823, 4, 9	Selected educational services	5	1 120	304	81	29
83	Social services	9	1 986	756	180	89
835	Child day care services	5	1 366	533	149	81
832, 3, 6, 9	Other social services	4	620	223	31	8
87 ex. 8733	Engineering, accounting, research, management, and related services (except noncommercial research organizations)	56	30 880	10 349	2 429	490
871	Engineering, architectural, and surveying services	14	4 822	2 178	510	80
872	Accounting, auditing, and bookkeeping services	23	7 262	3 535	763	121
873 ex. 8733	Research, development, and testing services (except noncommercial research organizations)	2	(D)	(D)	(D)	BB
874	Management and public relations services	17	(D)	(D)	(D)	EE
89	Services, n.e.c.	3	(D)	(D)	(D)	AA
PALATINE						
	Total	468	236 703	95 116	20 802	4 704
70 ex. 704	Hotels, rooming houses, camps, and other lodging places (except membership lodging)	4	(D)	(D)	(D)	BB
7011	Hotels and motels	2	(D)	(D)	(D)	AA
7011 pt. 7011 pt.	Hotels	—	—	—	—	—
7011 pt.	Motels, motor hotels, and tourist courts	2	(D)	(D)	(D)	AA
702, 3	Other lodging places	2	(D)	(D)	(D)	AA
72	Personal services	63	19 321	5 459	1 346	422
721	Laundry, cleaning, and garment services	21	10 128	2 073	496	130
7211	Power laundries, family and commercial*	—	—	—	—	—
7213	Linen supply*	1	(D)	(D)	(D)	BB
7215	Coin-operated laundries and drycleaning	3	(D)	(D)	(D)	AA
7216	Drycleaning plants, except rug cleaning*	15	(D)	(D)	(D)	BB
7217	Carpet and upholstery cleaning	—	—	—	—	—
7218	Industrial launderers*	1	(D)	(D)	(D)	AA
7212, 9	Other laundry, cleaning, and garment services*	1	(D)	(D)	(D)	AA
722	Photographic studios, portrait	4	1 242	313	142	46
723, 4	Beauty and barber shops	30	4 873	2 435	550	205
723	Beauty shops	29	(D)	(D)	(D)	CC
724	Barber shops	1	(D)	(D)	(D)	AA
725	Shoe repair shops and shoeshine parlors	—	—	—	—	—
726	Funeral service and crematories	1	(D)	(D)	(D)	AA
729	Miscellaneous personal services	7	(D)	(D)	(D)	BB

Table 5. Summary Statistics for Firms Subject to Federal Income Tax for Places With 350 Establishments or More: 1992 — Con.

[Includes only establishments with payroll. For meaning of abbreviations and symbols, see introductory text. For explanation of terms and comparability of 1987 and 1992 censuses, see appendix A. For information on geographic areas followed by ▲, see appendix F]

SIC code	Geographic area and kind of business or operation	Establishments (number)	Receipts (\$1,000)	Annual payroll (\$1,000)	First-quarter payroll (\$1,000)	Paid employees for pay period including March 12 (number)
	PALATINE—Con.					
73	Business services	112	81 918	41 016	8 895	2 357
731	Advertising	9	5 809	1 276	332	39
732	Consumer credit reporting agencies, mercantile reporting agencies, and adjustment and collection agencies	3	(D)	(D)	(D)	BB
733	Mailing, reproduction, commercial art and photography, and stenographic services	15	11 028	2 168	557	77
734	Services to dwellings and other buildings	14	2 139	1 032	290	156
735	Miscellaneous equipment rental and leasing	4	1 896	334	77	11
736	Personnel supply services	10	3 680	2 595	508	374
737	Computer programming, data processing, and other computer related services	37	47 858	29 719	6 167	1 521
7371, 2, 3	Computer programming, prepackaged software, and integrated systems	19	4 785	2 071	446	45
7374, 5, 6	Data processing services	7	39 684	26 061	5 394	1 443
7377, 8, 9	Computer rental and leasing, maintenance, and related services, n.e.c.	11	3 389	1 587	327	33
738	Miscellaneous business services	20	(D)	(D)	(D)	CC
75	Automotive repair, services, and parking	43	18 164	5 117	1 178	253
751	Automotive rental and leasing, without drivers	1	(D)	(D)	(D)	AA
752	Automobile parking	1	(D)	(D)	(D)	AA
753	Automotive repair shops	31	12 704	3 706	848	149
7532	Top, body, and upholstery repair shops and paint shops	9	4 438	1 500	303	52
7538	General automotive repair shops	14	4 900	1 244	312	52
7533, 4, 6, 7, 9	Other automotive repair shops	8	3 366	962	233	45
754	Automotive services, except repair	10	(D)	(D)	(D)	BB
76	Miscellaneous repair services	12	5 538	1 640	364	60
762	Electrical repair shops	6	2 071	653	142	26
7622	Radio and television repair shops	1	(D)	(D)	(D)	AA
7623, 9	Other electrical and electronic repair shops	5	(D)	(D)	(D)	BB
763	Watch, clock, and jewelry repair	—	—	—	—	—
764	Reupholstery and furniture repair	1	(D)	(D)	(D)	AA
769	Miscellaneous repair and related services	5	(D)	(D)	(D)	BB
78, 79, 84	Amusement and recreation services, including motion pictures and museums	33	15 007	3 959	942	361
781, 2	Motion picture production, distribution, and services	3	(D)	(D)	(D)	AA
783	Motion picture theaters	—	—	—	—	—
784	Video tape rental	7	2 830	528	113	65
792	Theatrical producers (except motion picture), bands, orchestras, and entertainers	2	(D)	(D)	(D)	AA
793	Bowling centers	1	(D)	(D)	(D)	BB
79 ex. 792, 3; 84	Commercial sports and other amusement and recreation services, including museums	20	8 826	2 433	618	245
80	Health services	67	30 128	12 991	2 856	433
801	Offices and clinics of doctors of medicine	14	8 414	4 306	922	78
802	Offices and clinics of dentists	37	15 549	6 482	1 418	229
803	Offices and clinics of doctors of osteopathy	1	(D)	(D)	(D)	AA
804	Offices and clinics of other health practitioners	12	2 815	891	208	37
805	Nursing and personal care facilities	1	(D)	(D)	(D)	BB
806	Hospitals	—	—	—	—	—
807, 8, 9	Other health services	2	(D)	(D)	(D)	AA
81	Legal services	32	6 675	2 270	467	89
823, 4, 9	Selected educational services	3	(D)	(D)	(D)	AA
83	Social services	8	3 561	1 556	350	138
835	Child day care services	8	3 561	1 556	350	138
832, 3, 6, 9	Other social services	—	—	—	—	—
87 ex. 8733	Engineering, accounting, research, management, and related services (except noncommercial research organizations)	89	53 174	20 072	4 086	552
871	Engineering, architectural, and surveying services	28	35 002	12 904	2 596	316
872	Accounting, auditing, and bookkeeping services	24	5 603	2 522	543	90
873 ex. 8733	Research, development, and testing services (except noncommercial research organizations)	—	—	—	—	—
874	Management and public relations services	37	12 569	4 646	947	146
89	Services, n.e.c.	2	(D)	(D)	(D)	AA

Table 5. Summary Statistics for Firms Subject to Federal Income Tax for Places With 350 Establishments or More: 1992 — Con.

[Includes only establishments with payroll. For meaning of abbreviations and symbols, see introductory text. For explanation of terms and comparability of 1987 and 1992 censuses, see appendix A. For information on geographic areas followed by ▲, see appendix F]

SIC code	Geographic area and kind of business or operation	Establishments (number)	Receipts (\$1,000)	Annual payroll (\$1,000)	First-quarter payroll (\$1,000)	Paid employees for pay period including March 12 (number)
PARK RIDGE						
	Total	524	362 630	172 378	36 966	5 227
70 ex. 704	Hotels, rooming houses, camps, and other lodging places (except membership lodging)	2	(D)	(D)	(D)	AA
7011	Hotels and motels	2	(D)	(D)	(D)	AA
7011 pt.	Hotels	—	—	—	—	—
7011 pt.	Motels, motor hotels, and tourist courts	2	(D)	(D)	(D)	AA
702, 3	Other lodging places	—	—	—	—	—
72	Personal services	61	8 704	3 242	703	265
721	Laundry, cleaning, and garment services	13	1 875	571	131	50
7211	Power laundries, family and commercial*	—	—	—	—	—
7213	Linen supply*	—	—	—	—	—
7215	Coin-operated laundries and drycleaning	—	—	—	—	—
7216	Drycleaning plants, except rug cleaning*	9	1 540	463	101	40
7217	Carpet and upholstery cleaning	2	(D)	(D)	(D)	AA
7218	Industrial laundriers*	1	(D)	(D)	(D)	AA
7212, 9	Other laundry, cleaning, and garment services*	1	(D)	(D)	(D)	AA
722	Photographic studios, portrait	2	(D)	(D)	(D)	AA
723, 4	Beauty and barber shops	37	4 071	1 961	444	186
723	Beauty shops	37	4 071	1 961	444	186
724	Barber shops	—	—	—	—	—
725	Shoe repair shops and shoeshine parlors	1	(D)	(D)	(D)	AA
726	Funeral service and crematories	5	2 056	537	86	14
729	Miscellaneous personal services	3	(D)	(D)	(D)	AA
73	Business services	95	74 108	36 472	8 074	1 708
731	Advertising	5	859	285	53	10
732	Consumer credit reporting agencies, mercantile reporting agencies, and adjustment and collection agencies	3	(D)	(D)	(D)	BB
733	Mailing, reproduction, commercial art and photography, and stenographic services	14	2 844	759	191	42
734	Services to dwellings and other buildings	9	2 136	819	176	115
735	Miscellaneous equipment rental and leasing	2	(D)	(D)	(D)	AA
736	Personnel supply services	19	31 759	22 278	4 696	1 153
737	Computer programming, data processing, and other computer related services	23	18 933	8 009	1 973	195
7371, 2, 3	Computer programming, prepackaged software, and integrated systems	14	6 693	3 606	747	66
7374, 5, 6	Data processing services	2	(D)	(D)	(D)	CC
7377, 8, 9	Computer rental and leasing, maintenance, and related services, n.e.c.	7	(D)	(D)	(D)	AA
738	Miscellaneous business services	20	11 546	2 206	496	104
75	Automotive repair, services, and parking	21	7 824	2 026	496	107
751	Automotive rental and leasing, without drivers	—	—	—	—	—
752	Automobile parking	2	(D)	(D)	(D)	BB
753	Automotive repair shops	16	5 125	1 385	330	56
7532	Top, body, and upholstery repair shops and paint shops	3	(D)	(D)	(D)	AA
7538	General automotive repair shops	12	(D)	(D)	(D)	BB
7533, 4, 6, 7, 9	Other automotive repair shops	1	(D)	(D)	(D)	AA
754	Automotive services, except repair	3	(D)	(D)	(D)	BB
76	Miscellaneous repair services	8	3 008	966	221	50
762	Electrical repair shops	2	(D)	(D)	(D)	BB
7622	Radio and television repair shops	—	—	—	—	—
7623, 9	Other electrical and electronic repair shops	2	(D)	(D)	(D)	BB
763	Watch, clock, and jewelry repair	—	—	—	—	—
764	Reupholstery and furniture repair	—	—	—	—	—
769	Miscellaneous repair and related services	6	(D)	(D)	(D)	AA
78, 79, 84	Amusement and recreation services, including motion pictures and museums	17	10 064	3 110	611	255
781, 2	Motion picture production, distribution, and services	2	(D)	(D)	(D)	AA
783	Motion picture theaters	1	(D)	(D)	(D)	BB
784	Video tape rental	3	(D)	(D)	(D)	AA
792	Theatrical producers (except motion picture), bands, orchestras, and entertainers	2	(D)	(D)	(D)	AA
793	Bowling centers	—	—	—	—	—
79 ex. 792, 3, 84	Commercial sports and other amusement and recreation services, including museums	9	7 752	2 599	499	206
80	Health services	165	158 628	84 070	17 489	1 672
801	Offices and clinics of doctors of medicine	81	121 202	68 876	14 063	1 021
802	Offices and clinics of dentists	54	19 066	7 905	1 688	269
803	Offices and clinics of doctors of osteopathy	1	(D)	(D)	(D)	AA
804	Offices and clinics of other health practitioners	19	4 619	2 038	507	58
805	Nursing and personal care facilities	2	(D)	(D)	(D)	BB
806	Hospitals	—	—	—	—	—
807, 8, 9	Other health services	8	(D)	(D)	(D)	CC
81	Legal services	33	10 551	3 479	939	115
823, 4, 9	Selected educational services	7	935	309	43	18

Table 5. Summary Statistics for Firms Subject to Federal Income Tax for Places With 350 Establishments or More: 1992 — Con.

[Includes only establishments with payroll. For meaning of abbreviations and symbols, see introductory text. For explanation of terms and comparability of 1987 and 1992 censuses, see appendix A. For information on geographic areas followed by ▲, see appendix F]

SIC code	Geographic area and kind of business or operation	Establishments (number)	Receipts (\$1,000)	Annual payroll (\$1,000)	First-quarter payroll (\$1,000)	Paid employees for pay period including March 12 (number)
PARK RIDGE—Con.						
83	Social services	3	795	443	111	39
835	Child day care services	3	795	443	111	39
832, 3, 6, 9	Other social services	—	—	—	—	—
87 ex. 8733	Engineering, accounting, research, management, and related services (except noncommercial research organizations)	108	86 214	37 767	8 159	961
871	Engineering, architectural, and surveying services	29	18 459	8 802	1 883	198
872	Accounting, auditing, and bookkeeping services	39	(D)	(D)	(D)	CC
873 ex. 8733	Research, development, and testing services (except noncommercial research organizations)	5	(D)	(D)	(D)	CC
874	Management and public relations services	35	42 609	18 469	3 875	380
89	Services, n.e.c.	4	(D)	(D)	(D)	BB
PEORIA						
	Total	1 039	779 468	333 537	70 304	13 758
70 ex. 704	Hotels, rooming houses, camps, and other lodging places (except membership lodging)	18	(D)	(D)	(D)	GG
7011	Hotels and motels	17	(D)	(D)	(D)	GG
7011 pt.	Hotels	12	(D)	(D)	(D)	GG
7011 pt.	Motels, motor hotels, and tourist courts	5	(D)	(D)	(D)	EE
702, 3	Other lodging places	1	(D)	(D)	(D)	AA
72	Personal services	103	27 617	9 982	2 456	956
721	Laundry, cleaning, and garment services	22	9 563	3 510	827	246
7211	Power laundries, family and commercial*	—	—	—	—	—
7213	Linen supply*	1	(D)	(D)	(D)	AA
7215	Coin-operated laundries and drycleaning	3	(D)	(D)	(D)	AA
7216	Drycleaning plants, except rug cleaning*	11	5 328	2 515	616	179
7217	Carpet and upholstery cleaning	4	928	323	60	28
7218	Industrial laundriers*	1	(D)	(D)	(D)	AA
7212, 9	Other laundry, cleaning, and garment services*	2	(D)	(D)	(D)	AA
722	Photographic studios, portrait	9	2 361	469	106	49
723, 4	Beauty and barber shops	48	6 809	2 989	644	284
723	Beauty shops	47	(D)	(D)	(D)	EE
724	Barber shops	1	(D)	(D)	(D)	BB
725	Shoe repair shops and shoeshine parlors	2	(D)	(D)	(D)	AA
726	Funeral service and crematories	7	5 006	1 608	409	74
729	Miscellaneous personal services	15	(D)	(D)	(D)	EE
73	Business services	194	180 275	66 478	15 643	3 634
731	Advertising	9	(D)	(D)	(D)	FF
732	Consumer credit reporting agencies, mercantile reporting agencies, and adjustment and collection agencies	7	5 897	1 532	353	77
733	Mailing, reproduction, commercial art and photography, and stenographic services	31	44 803	16 480	3 917	601
734	Services to dwellings and other buildings	33	9 900	4 820	1 044	515
735	Miscellaneous equipment rental and leasing	27	(D)	(D)	(D)	CC
736	Personnel supply services	21	17 447	10 839	2 357	851
737	Computer programming, data processing, and other computer related services	23	20 554	5 843	1 378	212
7371, 2, 3	Computer programming, prepackaged software, and integrated systems	7	(D)	(D)	(D)	BB
7374, 5, 6	Data processing services	7	(D)	(D)	(D)	BB
7377, 8, 9	Computer rental and leasing, maintenance, and related services, n.e.c.	9	(D)	(D)	(D)	BB
738	Miscellaneous business services	43	26 524	6 880	1 616	451
75	Automotive repair, services, and parking	67	32 526	7 433	1 910	504
751	Automotive rental and leasing, without drivers	4	(D)	(D)	(D)	BB
752	Automobile parking	8	(D)	(D)	(D)	BB
753	Automotive repair shops	43	21 919	5 161	1 349	247
7532	Top, body, and upholstery repair shops and paint shops	10	4 328	1 031	273	47
7538	General automotive repair shops	17	(D)	(D)	(D)	BB
7533, 4, 6, 7, 9	Other automotive repair shops	16	(D)	(D)	(D)	CC
754	Automotive services, except repair	12	6 182	1 526	352	157
76	Miscellaneous repair services	36	20 157	5 329	1 277	249
762	Electrical repair shops	17	9 736	2 459	580	120
7622	Radio and television repair shops	5	1 105	409	90	23
7623, 9	Other electrical and electronic repair shops	12	8 631	2 050	490	97
763	Watch, clock, and jewelry repair	—	—	—	—	—
764	Reupholstery and furniture repair	—	(D)	(D)	(D)	AA
769	Miscellaneous repair and related services	18	(D)	(D)	(D)	CC

Table 5. Summary Statistics for Firms Subject to Federal Income Tax for Places With 350 Establishments or More: 1992 — Con.

[Includes only establishments with payroll. For meaning of abbreviations and symbols, see introductory text. For explanation of terms and comparability of 1987 and 1992 censuses, see appendix A. For information on geographic areas followed by ▲, see appendix F]

SIC code	Geographic area and kind of business or operation	Establishments (number)	Receipts (\$1,000)	Annual payroll (\$1,000)	First-quarter payroll (\$1,000)	Paid employees for pay period including March 12 (number)
PEORIA—Con.						
78, 79, 84	Amusement and recreation services, including motion pictures and museums	49	20 730	4 819	1 045	530
781, 2	Motion picture production, distribution, and services	—	—	—	—	—
783	Motion picture theaters	4	(D)	(D)	(D)	BB
784	Video tape rental	14	3 447	610	154	90
792	Theatrical producers (except motion picture), bands, orchestras, and entertainers	—	—	—	—	—
793	Bowling centers	5	(D)	(D)	(D)	BB
79 ex. 792, 3; 84	Commercial sports and other amusement and recreation services, including museums	26	12 931	3 227	611	316
80	Health services	296	268 070	148 815	28 024	3 644
801	Offices and clinics of doctors of medicine	144	179 152	112 539	19 759	1 522
802	Offices and clinics of dentists	70	23 882	11 059	2 107	450
803	Offices and clinics of doctors of osteopathy	—	—	—	—	—
804	Offices and clinics of other health practitioners	52	12 664	4 607	938	216
805	Nursing and personal care facilities	8	(D)	(D)	(D)	FF
806	Hospitals	—	—	—	—	—
807, 8, 9	Other health services	22	(D)	(D)	(D)	FF
81	Legal services	126	81 529	35 033	6 543	843
823, 4, 9	Selected educational services	7	2 592	720	171	36
83	Social services	36	11 774	5 102	1 205	452
835	Child day care services	15	2 912	1 325	302	190
832, 3, 6, 9	Other social services	21	8 862	3 777	903	262
87 ex. 8733	Engineering, accounting, research, management, and related services (except noncommercial research organizations)	101	79 236	33 023	8 048	1 251
871	Engineering, architectural, and surveying services	22	24 837	10 855	2 505	353
872	Accounting, auditing, and bookkeeping services	42	27 875	9 767	2 707	449
873 ex. 8733	Research, development, and testing services (except noncommercial research organizations)	11	(D)	(D)	(D)	CC
874	Management and public relations services	26	(D)	(D)	(D)	CC
89	Services, n.e.c.	6	(D)	(D)	(D)	BB
QUINCY						
	Total	393	154 496	65 442	13 556	3 308
70 ex. 704	Hotels, rooming houses, camps, and other lodging places (except membership lodging)	9	(D)	(D)	(D)	CC
7011	Hotels and motels	8	7 764	1 845	431	220
7011 pt.	Hotels	4	(D)	(D)	(D)	CC
7011 pt.	Motels, motor hotels, and tourist courts	4	(D)	(D)	(D)	BB
702, 3	Other lodging places	1	(D)	(D)	(D)	AA
72	Personal services	61	10 694	3 438	787	297
721	Laundry, cleaning, and garment services	18	2 946	1 128	277	114
7211	Power laundries, family and commercial*	—	—	—	—	—
7213	Linen supply*	—	—	—	—	—
7215	Coin-operated laundries and drycleaning	6	506	177	46	17
7216	Drycleaning plants, except rug cleaning*	6	840	294	95	36
7217	Carpet and upholstery cleaning	2	(D)	(D)	(D)	AA
7218	Industrial laundriers*	1	(D)	(D)	(D)	BB
7212, 9	Other laundry, cleaning, and garment services*	3	(D)	(D)	(D)	AA
722	Photographic studios, portrait	5	772	157	34	13
723, 4	Beauty and barber shops	25	2 575	1 012	227	95
723	Beauty shops	25	2 575	1 012	227	95
724	Barber shops	—	—	—	—	—
725	Shoe repair shops and shoeshine parlors	1	(D)	(D)	(D)	AA
726	Funeral service and crematories	4	3 478	958	193	37
729	Miscellaneous personal services	8	(D)	(D)	(D)	BB
73	Business services	58	19 034	8 184	1 620	649
731	Advertising	4	1 258	343	80	19
732	Consumer credit reporting agencies, mercantile reporting agencies, and adjustment and collection agencies	5	2 090	600	133	31
733	Mailing, reproduction, commercial art and photography, and stenographic services	4	395	187	123	10
734	Services to dwellings and other buildings	14	(D)	(D)	(D)	CC
735	Miscellaneous equipment rental and leasing	5	(D)	(D)	(D)	BB
736	Personnel supply services	5	6 728	4 497	717	363
737	Computer programming, data processing, and other computer related services	4	1 156	368	70	17
7371, 2, 3	Computer programming, prepackaged software, and integrated systems	2	(D)	(D)	(D)	AA
7374, 5, 6	Data processing services	2	(D)	(D)	(D)	AA
7377, 8, 9	Computer rental and leasing, maintenance, and related services, n.e.c.	—	—	—	—	—
738	Miscellaneous business services	17	(D)	(D)	(D)	BB

Table 5. Summary Statistics for Firms Subject to Federal Income Tax for Places With 350 Establishments or More: 1992 — Con.

[Includes only establishments with payroll. For meaning of abbreviations and symbols, see introductory text. For explanation of terms and comparability of 1987 and 1992 censuses, see appendix A. For information on geographic areas followed by ▲, see appendix F]

SIC code	Geographic area and kind of business or operation	Establishments (number)	Receipts (\$1,000)	Annual payroll (\$1,000)	First-quarter payroll (\$1,000)	Paid employees for pay period including March 12 (number)
QUINCY—Con.						
75	Automotive repair, services, and parking	42	(D)	(D)	(D)	CC
751	Automotive rental and leasing, without drivers	1	(D)	(D)	(D)	AA
752	Automobile parking	—	—	—	—	—
753	Automotive repair shops	34	(D)	(D)	(D)	CC
7532	Top, body, and upholstery repair shops and paint shops	12	5 184	1 196	291	63
7538	General automotive repair shops	14	3 148	1 189	293	58
7533, 4, 6, 7, 9	Other automotive repair shops	8	(D)	(D)	(D)	BB
754	Automotive services, except repair	7	(D)	(D)	(D)	BB
76	Miscellaneous repair services	16	5 178	1 701	418	118
762	Electrical repair shops	8	2 701	1 158	292	83
7622	Radio and television repair shops	3	(D)	(D)	(D)	AA
7623, 9	Other electrical and electronic repair shops	5	(D)	(D)	(D)	BB
763	Watch, clock, and jewelry repair	—	—	—	—	—
764	Reupholstery and furniture repair	3	(D)	(D)	(D)	AA
769	Miscellaneous repair and related services	5	(D)	(D)	(D)	BB
78, 79, 84	Amusement and recreation services, including motion pictures and museums	31	7 181	1 523	373	323
781, 2	Motion picture production, distribution, and services	1	(D)	(D)	(D)	AA
783	Motion picture theaters	4	(D)	(D)	(D)	BB
784	Video tape rental	5	(D)	(D)	(D)	BB
792	Theatrical producers (except motion picture), bands, orchestras, and entertainers	1	(D)	(D)	(D)	AA
793	Bowling centers	3	1 702	485	135	83
79 ex. 792, 3; 84	Commercial sports and other amusement and recreation services, including museums	17	2 547	514	113	152
80	Health services	100	68 026	36 266	7 204	1 134
801	Offices and clinics of doctors of medicine	44	47 065	28 103	5 464	560
802	Offices and clinics of dentists	28	(D)	(D)	(D)	CC
803	Offices and clinics of doctors of osteopathy	—	—	—	—	—
804	Offices and clinics of other health practitioners	20	5 974	1 943	430	100
805	Nursing and personal care facilities	2	(D)	(D)	(D)	EE
806	Hospitals	—	—	—	—	—
807, 8, 9	Other health services	6	3 239	1 211	288	103
81	Legal services	31	8 729	1 904	424	119
823, 4, 9	Selected educational services	2	(D)	(D)	(D)	AA
83	Social services	5	(D)	(D)	(D)	BB
835	Child day care services	4	(D)	(D)	(D)	AA
832, 3, 6, 9	Other social services	1	(D)	(D)	(D)	BB
87 ex. 8733	Engineering, accounting, research, management, and related services (except noncommercial research organizations)	35	(D)	(D)	(D)	CC
871	Engineering, architectural, and surveying services	9	6 088	3 035	673	102
872	Accounting, auditing, and bookkeeping services	20	(D)	(D)	(D)	CC
873 ex. 8733	Research, development, and testing services (except noncommercial research organizations)	—	—	—	—	—
874	Management and public relations services	6	1 117	702	80	11
89	Services, n.e.c.	3	(D)	(D)	(D)	AA
ROCKFORD						
	Total	1 317	887 017	369 785	80 457	18 041
70 ex. 704	Hotels, rooming houses, camps, and other lodging places (except membership lodging)	21	(D)	(D)	(D)	FF
7011	Hotels and motels	20	24 325	6 802	1 450	719
7011 pt.	Hotels	8	19 841	5 661	1 211	582
7011 pt.	Motels, motor hotels, and tourist courts	12	4 484	1 141	239	137
702, 3	Other lodging places	1	(D)	(D)	(D)	AA
72	Personal services	147	65 470	21 376	5 368	1 579
721	Laundry, cleaning, and garment services	56	45 855	15 197	3 801	892
7211	Power laundries, family and commercial*	4	790	328	81	33
7213	Linen supply*	5	(D)	(D)	(D)	CC
7215	Coin-operated laundries and drycleaning	8	1 168	261	65	34
7216	Drycleaning plants, except rug cleaning*	26	4 936	1 613	383	172
7217	Carpet and upholstery cleaning	5	541	191	27	17
7218	Industrial launderers*	4	23 417	8 454	2 181	407
7212, 9	Other laundry, cleaning, and garment services*	4	(D)	(D)	(D)	BB
722	Photographic studios, portrait	6	1 326	352	77	45
723, 4	Beauty and barber shops	54	7 123	2 977	646	287
723	Beauty shops	52	(D)	(D)	(D)	EE
724	Barber shops	2	(D)	(D)	(D)	AA
725	Shoe repair shops and shoeshine parlors	1	(D)	(D)	(D)	AA
726	Funeral service and crematories	8	5 234	1 188	333	47
729	Miscellaneous personal services	22	(D)	(D)	(D)	EE

Table 5. Summary Statistics for Firms Subject to Federal Income Tax for Places With 350 Establishments or More: 1992 — Con.

[Includes only establishments with payroll. For meaning of abbreviations and symbols, see introductory text. For explanation of terms and comparability of 1987 and 1992 censuses, see appendix A. For information on geographic areas followed by ▲, see appendix F]

SIC code	Geographic area and kind of business or operation	Establishments (number)	Receipts (\$1,000)	Annual payroll (\$1,000)	First-quarter payroll (\$1,000)	Paid employees for pay period including March 12 (number)
ROCKFORD—Con.						
73	Business services	248	234 389	92 775	21 256	7 208
731	Advertising	26	11 531	4 348	1 053	142
732	Consumer credit reporting agencies, mercantile reporting agencies, and adjustment and collection agencies	7	7 821	1 843	471	95
733	Mailing, reproduction, commercial art and photography, and stenographic services	31	6 171	1 821	317	74
734	Services to dwellings and other buildings	35	14 546	4 998	1 254	444
735	Miscellaneous equipment rental and leasing	16	6 502	1 409	328	83
736	Personnel supply services	38	58 468	42 265	8 958	4 130
737	Computer programming, data processing, and other computer related services	39	17 625	6 672	1 577	237
7371, 2, 3	Computer programming, prepackaged software, and integrated systems	20	11 861	4 393	1 035	152
7374, 5, 6	Data processing services	8	2 633	920	223	44
7377, 8, 9	Computer rental and leasing, maintenance, and related services, n.e.c.	11	3 131	1 359	319	41
738	Miscellaneous business services	56	111 725	29 419	7 298	2 003
75	Automotive repair, services, and parking	138	48 463	14 220	3 444	747
751	Automotive rental and leasing, without drivers	7	4 953	1 115	257	42
752	Automobile parking	—	—	—	—	—
753	Automotive repair shops	114	37 484	11 208	2 720	533
7532	Top, body, and upholstery repair shops and paint shops	33	14 207	4 717	1 161	204
7538	General automotive repair shops	52	14 697	3 813	918	202
7533, 4, 6, 7, 9	Other automotive repair shops	29	8 580	2 678	641	127
754	Automotive services, except repair	17	6 026	1 897	467	172
76	Miscellaneous repair services	55	19 415	6 764	1 541	342
762	Electrical repair shops	12	6 251	2 903	706	153
7622	Radio and television repair shops	2	(D)	(D)	(D)	AA
7623, 9	Other electrical and electronic repair shops	10	(D)	(D)	(D)	CC
763	Watch, clock, and jewelry repair	3	(D)	(D)	(D)	AA
764	Reupholstery and furniture repair	8	(D)	(D)	(D)	BB
769	Miscellaneous repair and related services	32	(D)	(D)	(D)	CC
78, 79, 84	Amusement and recreation services, including motion pictures and museums	54	17 111	3 931	993	423
781, 2	Motion picture production, distribution, and services	4	(D)	(D)	(D)	AA
783	Motion picture theaters	5	(D)	(D)	(D)	BB
784	Video tape rental	11	2 703	559	139	81
792	Theatrical producers (except motion picture), bands, orchestras, and entertainers	3	(D)	(D)	(D)	AA
793	Bowling centers	5	3 744	1 179	330	122
79 ex. 792, 3; 84	Commercial sports and other amusement and recreation services, including museums	26	7 249	1 450	363	147
80	Health services	315	297 117	140 503	27 680	3 978
801	Offices and clinics of doctors of medicine	130	197 146	100 479	18 552	1 786
802	Offices and clinics of dentists	103	32 091	12 544	2 864	542
803	Offices and clinics of doctors of osteopathy	2	(D)	(D)	(D)	AA
804	Offices and clinics of other health practitioners	42	10 341	3 435	630	121
805	Nursing and personal care facilities	12	(D)	(D)	(D)	GG
806	Hospitals	1	(D)	(D)	(D)	CC
807, 8, 9	Other health services	25	(D)	(D)	(D)	EE
81	Legal services	137	60 886	21 809	4 522	657
823, 4, 9	Selected educational services	12	2 080	727	171	45
83	Social services	33	8 169	2 534	573	225
835	Child day care services	22	2 999	1 555	376	167
832, 3, 6, 9	Other social services	11	5 170	979	197	58
87 ex. 8733	Engineering, accounting, research, management, and related services (except noncommercial research organizations)	150	108 431	57 790	13 375	2 101
871	Engineering, architectural, and surveying services	46	23 387	10 462	2 459	327
872	Accounting, auditing, and bookkeeping services	60	(D)	(D)	(D)	EE
873 ex. 8733	Research, development, and testing services (except noncommercial research organizations)	7	(D)	(D)	(D)	BB
874	Management and public relations services	37	55 654	35 624	8 021	1 269
89	Services, n.e.c.	7	(D)	(D)	(D)	AA

Table 5. Summary Statistics for Firms Subject to Federal Income Tax for Places With 350 Establishments or More: 1992 — Con.

[Includes only establishments with payroll. For meaning of abbreviations and symbols, see introductory text. For explanation of terms and comparability of 1987 and 1992 censuses, see appendix A. For information on geographic areas followed by ▲, see appendix F]

SIC code	Geographic area and kind of business or operation	Establishments (number)	Receipts (\$1,000)	Annual payroll (\$1,000)	First-quarter payroll (\$1,000)	Paid employees for pay period including March 12 (number)
SCHAUMBURG ▲						
	Total	948	881 917	341 750	79 346	13 210
70 ex. 704	Hotels, rooming houses, camps, and other lodging places (except membership lodging)	8	41 101	12 388	2 937	896
7011	Hotels and motels	8	41 101	12 388	2 937	896
7011 pt.	Hotels	7	(D)	(D)	(D)	FF
7011 pt.	Motels, motor hotels, and tourist courts	1	(D)	(D)	(D)	BB
702, 3	Other lodging places	—	—	—	—	—
72	Personal services	92	32 021	8 077	1 905	690
721	Laundry, cleaning, and garment services	28	16 567	2 956	714	217
7211	Power laundries, family and commercial*	—	—	—	—	—
7213	Linen supply*	—	—	—	—	—
7215	Coin-operated laundries and drycleaning	1	(D)	(D)	(D)	AA
7216	Drycleaning plants, except rug cleaning*	17	2 792	751	178	74
7217	Carpet and upholstery cleaning	6	(D)	(D)	(D)	BB
7218	Industrial launderers*	2	(D)	(D)	(D)	CC
7212, 9	Other laundry, cleaning, and garment services*	2	(D)	(D)	(D)	AA
722	Photographic studios, portrait	8	2 093	567	104	60
723, 4	Beauty and barber shops	40	7 508	3 136	745	280
723	Beauty shops	39	(D)	(D)	(D)	EE
724	Barber shops	1	(D)	(D)	(D)	AA
725	Shoe repair shops and shoeshine parlors	1	(D)	(D)	(D)	AA
726	Funeral service and crematories	3	1 792	350	87	15
729	Miscellaneous personal services	12	(D)	(D)	(D)	CC
73	Business services	296	390 164	160 068	38 253	6 210
731	Advertising	13	11 177	4 436	1 098	110
732	Consumer credit reporting agencies, mercantile reporting agencies, and adjustment and collection agencies	17	39 096	9 058	2 361	374
733	Mailing, reproduction, commercial art and photography, and stenographic services	23	28 107	4 463	1 131	177
734	Services to dwellings and other buildings	35	19 012	7 572	2 261	611
735	Miscellaneous equipment rental and leasing	4	(D)	(D)	(D)	BB
736	Personnel supply services	42	52 786	33 560	7 392	2 448
737	Computer programming, data processing, and other computer related services	112	209 158	91 446	21 849	2 076
7371, 2, 3	Computer programming, prepackaged software, and integrated systems	72	88 678	46 136	10 260	807
7374, 5, 6	Data processing services	10	51 311	20 727	5 116	638
7377, 8, 9	Computer rental and leasing, maintenance, and related services, n.e.c.	30	69 169	24 583	6 473	631
738	Miscellaneous business services	50	(D)	(D)	(D)	EE
75	Automotive repair, services, and parking	60	36 439	8 628	1 975	332
751	Automotive rental and leasing, without drivers	9	10 651	1 067	241	38
752	Automobile parking	—	—	—	—	—
753	Automotive repair shops	42	21 710	6 547	1 489	225
7532	Top, body, and upholstery repair shops and paint shops	15	13 482	4 393	1 067	134
7538	General automotive repair shops	15	4 093	1 182	182	46
7533, 4, 6, 7, 9	Other automotive repair shops	12	4 135	972	240	45
754	Automotive services, except repair	9	4 078	1 014	245	69
76	Miscellaneous repair services	69	64 826	28 407	6 753	1 128
762	Electrical repair shops	42	56 802	25 249	6 128	1 016
7622	Radio and television repair shops	4	(D)	(D)	(D)	CC
7623, 9	Other electrical and electronic repair shops	38	(D)	(D)	(D)	FF
763	Watch, clock, and jewelry repair	2	(D)	(D)	(D)	AA
764	Reupholstery and furniture repair	6	1 568	622	152	29
769	Miscellaneous repair and related services	19	(D)	(D)	(D)	BB
78, 79, 84	Amusement and recreation services, including motion pictures and museums	34	21 933	5 042	1 243	398
781, 2	Motion picture production, distribution, and services	4	1 249	1 403	339	46
783	Motion picture theaters	4	(D)	(D)	(D)	BB
784	Video tape rental	7	2 237	367	90	41
792	Theatrical producers (except motion picture), bands, orchestras, and entertainers	4	(D)	(D)	(D)	AA
793	Bowling centers	1	(D)	(D)	(D)	BB
79 ex. 792, 3, 84	Commercial sports and other amusement and recreation services, including museums	14	8 457	1 587	425	186
80	Health services	144	141 540	58 664	12 553	1 765
801	Offices and clinics of doctors of medicine	44	30 887	14 415	2 903	360
802	Offices and clinics of dentists	51	22 098	8 351	1 925	347
803	Offices and clinics of doctors of osteopathy	1	(D)	(D)	(D)	AA
804	Offices and clinics of other health practitioners	35	10 678	3 584	721	142
805	Nursing and personal care facilities	1	(D)	(D)	(D)	CC
806	Hospitals	—	—	—	—	—
807, 8, 9	Other health services	12	(D)	(D)	(D)	FF
81	Legal services	41	11 751	2 805	660	104
823, 4, 9	Selected educational services	16	6 737	2 099	447	86

Table 5. Summary Statistics for Firms Subject to Federal Income Tax for Places With 350 Establishments or More: 1992 — Con.

[Includes only establishments with payroll. For meaning of abbreviations and symbols, see introductory text. For explanation of terms and comparability of 1987 and 1992 censuses, see appendix A. For information on geographic areas followed by ▲, see appendix F]

SIC code	Geographic area and kind of business or operation	Establishments (number)	Receipts (\$1,000)	Annual payroll (\$1,000)	First-quarter payroll (\$1,000)	Paid employees for pay period including March 12 (number)
SCHAUMBURG ▲—Con.						
83	Social services	18	8 533	3 810	897	292
835	Child day care services	15	(D)	(D)	(D)	CC
832, 3, 6, 9	Other social services	3	(D)	(D)	(D)	BB
87 ex. 8733	Engineering, accounting, research, management, and related services (except noncommercial research organizations)	163	125 196	51 069	11 537	1 286
871	Engineering, architectural, and surveying services	47	43 885	18 230	4 163	400
872	Accounting, auditing, and bookkeeping services	44	39 858	17 948	4 263	549
873 ex. 8733	Research, development, and testing services (except noncommercial research organizations)	14	16 605	4 949	1 091	131
874	Management and public relations services	58	24 848	9 942	2 020	206
89	Services, n.e.c.	7	1 676	693	186	23
SKOKIE						
	Total	880	801 191	303 009	66 793	11 849
70 ex. 704	Hotels, rooming houses, camps, and other lodging places (except membership lodging)	6	25 691	8 359	1 856	602
7011	Hotels and motels	4	(D)	(D)	(D)	FF
7011 pt.	Hotels	3	(D)	(D)	(D)	FF
7011 pt.	Motels, motor hotels, and tourist courts	1	(D)	(D)	(D)	BB
702, 3	Other lodging places	2	(D)	(D)	(D)	AA
72	Personal services	106	28 800	8 861	2 012	638
721	Laundry, cleaning, and garment services	32	7 461	2 243	538	184
7211	Power laundries, family and commercial*	2	(D)	(D)	(D)	BB
7213	Linen supply*	2	(D)	(D)	(D)	AA
7215	Coin-operated laundries and drycleaning	6	(D)	(D)	(D)	BB
7216	Drycleaning plants, except rug cleaning*	11	2 077	728	167	79
7217	Carpet and upholstery cleaning	2	(D)	(D)	(D)	AA
7218	Industrial laundries*	—	—	—	—	—
7212, 9	Other laundry, cleaning, and garment services*	9	818	217	51	19
722	Photographic studios, portrait	6	1 867	633	104	46
723, 4	Beauty and barber shops	52	7 294	3 477	796	301
723	Beauty shops	51	(D)	(D)	(D)	EE
724	Barber shops	1	(D)	(D)	(D)	AA
725	Shoe repair shops and shoeshine parlors	1	(D)	(D)	(D)	AA
726	Funeral service and crematories	6	8 996	1 766	414	49
729	Miscellaneous personal services	9	(D)	(D)	(D)	BB
73	Business services	143	376 743	123 069	30 290	5 807
731	Advertising	17	26 536	12 761	2 648	589
732	Consumer credit reporting agencies, mercantile reporting agencies, and adjustment and collection agencies	2	(D)	(D)	(D)	CC
733	Mailing, reproduction, commercial art and photography, and stenographic services	24	6 416	1 412	293	53
734	Services to dwellings and other buildings	21	11 737	5 516	1 096	430
735	Miscellaneous equipment rental and leasing	7	3 368	809	192	32
736	Personnel supply services	18	(D)	(D)	(D)	HH
737	Computer programming, data processing, and other computer related services	20	(D)	(D)	(D)	CC
7371, 2, 3	Computer programming, prepackaged software, and integrated systems	12	3 921	1 803	343	51
7374, 5, 6	Data processing services	1	(D)	(D)	(D)	AA
7377, 8, 9	Computer rental and leasing, maintenance, and related services, n.e.c.	7	(D)	(D)	(D)	CC
738	Miscellaneous business services	34	32 877	16 091	3 809	1 010
75	Automotive repair, services, and parking	61	30 277	9 556	2 209	394
751	Automotive rental and leasing, without drivers	3	(D)	(D)	(D)	AA
752	Automobile parking	—	—	—	—	—
753	Automotive repair shops	50	25 745	8 242	1 901	319
7532	Top, body, and upholstery repair shops and paint shops	20	12 298	3 911	914	169
7538	General automotive repair shops	20	6 234	1 627	330	72
7533, 4, 6, 7, 9	Other automotive repair shops	10	7 213	2 704	657	78
754	Automotive services, except repair	8	(D)	(D)	(D)	BB
76	Miscellaneous repair services	25	8 863	2 263	574	113
762	Electrical repair shops	7	1 711	313	67	17
7622	Radio and television repair shops	2	(D)	(D)	(D)	AA
7623, 9	Other electrical and electronic repair shops	5	(D)	(D)	(D)	AA
763	Watch, clock, and jewelry repair	1	(D)	(D)	(D)	AA
764	Reupholstery and furniture repair	3	(D)	(D)	(D)	AA
769	Miscellaneous repair and related services	14	5 918	1 560	358	76

Table 5. Summary Statistics for Firms Subject to Federal Income Tax for Places With 350 Establishments or More: 1992 — Con.

[Includes only establishments with payroll. For meaning of abbreviations and symbols, see introductory text. For explanation of terms and comparability of 1987 and 1992 censuses, see appendix A. For information on geographic areas followed by ▲, see appendix F]

SIC code	Geographic area and kind of business or operation	Establishments (number)	Receipts (\$1,000)	Annual payroll (\$1,000)	First-quarter payroll (\$1,000)	Paid employees for pay period including March 12 (number)
SKOKIE—Con.						
78, 79, 84	Amusement and recreation services, including motion pictures and museums	42	19 635	4 573	1 122	419
781, 2	Motion picture production, distribution, and services	8	1 818	892	279	48
783	Motion picture theaters	3	(D)	(D)	(D)	BB
784	Video tape rental	3	(D)	(D)	(D)	BB
792	Theatrical producers (except motion picture), bands, orchestras, and entertainers	9	3 314	682	121	95
793	Bowling centers	3	(D)	(D)	(D)	BB
79 ex. 792, 3; 84	Commercial sports and other amusement and recreation services, including museums	16	6 723	1 791	405	162
80	Health services	252	172 761	80 802	18 021	2 549
801	Offices and clinics of doctors of medicine	113	82 104	42 702	9 081	816
802	Offices and clinics of dentists	81	25 522	10 375	2 496	403
803	Offices and clinics of doctors of osteopathy	—	—	—	—	—
804	Offices and clinics of other health practitioners	20	3 740	1 659	308	47
805	Nursing and personal care facilities	5	16 300	6 402	1 510	477
806	Hospitals	1	(D)	(D)	(D)	CC
807, 8, 9	Other health services	32	(D)	(D)	(D)	FF
81	Legal services	54	15 706	4 299	754	145
823, 4, 9	Selected educational services	3	(D)	(D)	(D)	AA
83	Social services	10	(D)	(D)	(D)	BB
835	Child day care services	9	(D)	(D)	(D)	BB
832, 3, 6, 9	Other social services	1	(D)	(D)	(D)	AA
87 ex. 8733	Engineering, accounting, research, management, and related services (except noncommercial research organizations)	164	90 563	45 235	9 574	1 078
871	Engineering, architectural, and surveying services	30	(D)	(D)	(D)	CC
872	Accounting, auditing, and bookkeeping services	87	38 972	21 397	4 497	518
873 ex. 8733	Research, development, and testing services (except noncommercial research organizations)	4	(D)	(D)	(D)	BB
874	Management and public relations services	43	27 696	13 274	2 599	290
89	Services, n.e.c.	14	(D)	(D)	(D)	BB
SPRINGFIELD						
	Total	1 130	799 069	333 352	71 743	15 619
70 ex. 704	Hotels, rooming houses, camps, and other lodging places (except membership lodging)	30	42 863	12 993	2 923	1 281
7011	Hotels and motels	28	(D)	(D)	(D)	GG
7011 pt.	Hotels	13	(D)	(D)	(D)	GG
7011 pt.	Motels, motor hotels, and tourist courts	15	(D)	(D)	(D)	EE
702, 3	Other lodging places	2	(D)	(D)	(D)	AA
72	Personal services	135	40 278	13 419	3 239	1 063
721	Laundry, cleaning, and garment services	37	19 941	6 563	1 575	432
7211	Power laundries, family and commercial*	3	1 236	374	90	33
7213	Linen supply*	2	(D)	(D)	(D)	AA
7215	Coin-operated laundries and drycleaning	6	(D)	(D)	(D)	BB
7216	Drycleaning plants, except rug cleaning*	13	(D)	(D)	(D)	CC
7217	Carpet and upholstery cleaning	8	1 525	497	105	43
7218	Industrial launderers*	1	(D)	(D)	(D)	CC
7212, 9	Other laundry, cleaning, and garment services*	4	(D)	(D)	(D)	AA
722	Photographic studios, portrait	8	(D)	(D)	(D)	BB
723, 4	Beauty and barber shops	60	8 784	3 580	858	317
723	Beauty shops	57	8 455	3 493	838	311
724	Barber shops	3	329	87	20	6
725	Shoe repair shops and shoeshine parlors	2	(D)	(D)	(D)	AA
726	Funeral service and crematories	6	6 204	1 890	421	50
729	Miscellaneous personal services	22	(D)	(D)	(D)	CC
73	Business services	179	140 693	67 716	14 516	5 004
731	Advertising	9	(D)	(D)	(D)	BB
732	Consumer credit reporting agencies, mercantile reporting agencies, and adjustment and collection agencies	9	7 001	2 757	629	134
733	Mailing, reproduction, commercial art and photography, and stenographic services	22	8 170	2 934	727	209
734	Services to dwellings and other buildings	36	27 274	17 013	4 555	2 643
735	Miscellaneous equipment rental and leasing	16	17 991	3 320	959	172
736	Personnel supply services	17	(D)	(D)	(D)	FF
737	Computer programming, data processing, and other computer related services	36	47 983	26 310	4 418	501
7371, 2, 3	Computer programming, prepackaged software, and integrated systems	18	41 673	23 711	3 865	410
7374, 5, 6	Data processing services	10	(D)	(D)	(D)	BB
7377, 8, 9	Computer rental and leasing, maintenance, and related services, n.e.c.	8	(D)	(D)	(D)	BB
738	Miscellaneous business services	34	(D)	(D)	(D)	EE

Table 5. Summary Statistics for Firms Subject to Federal Income Tax for Places With 350 Establishments or More: 1992 — Con.

[Includes only establishments with payroll. For meaning of abbreviations and symbols, see introductory text. For explanation of terms and comparability of 1987 and 1992 censuses, see appendix A. For information on geographic areas followed by ▲, see appendix F]

SIC code	Geographic area and kind of business or operation	Establishments (number)	Receipts (\$1,000)	Annual payroll (\$1,000)	First-quarter payroll (\$1,000)	Paid employees for pay period including March 12 (number)
SPRINGFIELD—Con.						
75	Automotive repair, services, and parking	110	28 838	7 794	1 826	495
751	Automotive rental and leasing, without drivers	7	(D)	(D)	(D)	BB
752	Automobile parking	18	(D)	(D)	(D)	BB
753	Automotive repair shops	62	20 699	5 713	1 342	265
7532	Top, body, and upholstery repair shops and paint shops	28	10 402	3 135	701	123
7538	General automotive repair shops	18	5 067	1 513	324	81
7533, 4, 6, 7, 9	Other automotive repair shops	16	5 230	1 065	317	61
754	Automotive services, except repair	23	3 615	1 252	283	109
76	Miscellaneous repair services	30	13 309	5 078	1 184	274
762	Electrical repair shops	17	(D)	(D)	(D)	CC
7622	Radio and television repair shops	4	(D)	(D)	(D)	AA
7623, 9	Other electrical and electronic repair shops	13	(D)	(D)	(D)	CC
763	Watch, clock, and jewelry repair	—	—	—	—	—
764	Reupholstery and furniture repair	4	(D)	(D)	(D)	AA
769	Miscellaneous repair and related services	9	(D)	(D)	(D)	BB
78, 79, 84	Amusement and recreation services, including motion pictures and museums	62	39 879	6 578	1 611	739
781, 2	Motion picture production, distribution, and services	3	(D)	(D)	(D)	AA
783	Motion picture theaters	6	(D)	(D)	(D)	CC
784	Video tape rental	17	4 260	666	188	88
792	Theatrical producers (except motion picture), bands, orchestras, and entertainers	4	(D)	(D)	(D)	BB
793	Bowling centers	4	(D)	(D)	(D)	BB
79 ex. 792, 3; 84	Commercial sports and other amusement and recreation services, including museums	28	28 413	4 273	1 036	393
80	Health services	266	301 312	140 453	29 045	3 812
801	Offices and clinics of doctors of medicine	126	206 028	104 648	20 479	1 535
802	Offices and clinics of dentists	69	23 711	8 452	1 665	371
803	Offices and clinics of doctors of osteopathy	1	(D)	(D)	(D)	AA
804	Offices and clinics of other health practitioners	33	9 643	3 406	683	128
805	Nursing and personal care facilities	10	18 031	8 859	2 418	846
806	Hospitals	1	(D)	(D)	(D)	EE
807, 8, 9	Other health services	26	(D)	(D)	(D)	EE
81	Legal services	105	(D)	(D)	(D)	FF
823, 4, 9	Selected educational services	10	1 496	464	106	45
83	Social services	37	11 210	4 826	676	302
835	Child day care services	25	(D)	(D)	(D)	CC
832, 3, 6, 9	Other social services	12	(D)	(D)	(D)	BB
87 ex. 8733	Engineering, accounting, research, management, and related services (except noncommercial research organizations)	159	108 732	51 350	11 920	1 869
871	Engineering, architectural, and surveying services	53	46 002	23 938	5 353	672
872	Accounting, auditing, and bookkeeping services	48	33 883	14 972	3 578	589
873 ex. 8733	Research, development, and testing services (except noncommercial research organizations)	7	2 956	1 048	205	34
874	Management and public relations services	51	25 891	11 392	2 784	574
89	Services, n.e.c.	7	(D)	(D)	(D)	BB
WAUKEGAN						
	Total	493	289 297	125 089	27 330	6 158
70 ex. 704	Hotels, rooming houses, camps, and other lodging places (except membership lodging)	12	11 209	2 512	619	240
7011	Hotels and motels	11	(D)	(D)	(D)	CC
7011 pt.	Hotels	2	(D)	(D)	(D)	CC
7011 pt.	Motels, motor hotels, and tourist courts	9	(D)	(D)	(D)	CC
702, 3	Other lodging places	1	(D)	(D)	(D)	AA
72	Personal services	57	10 143	3 147	810	376
721	Laundry, cleaning, and garment services	16	2 150	518	117	58
7211	Power laundries, family and commercial*	—	—	—	—	—
7213	Linen supply*	—	—	—	—	—
7215	Coin-operated laundries and drycleaning	6	849	169	34	21
7216	Drycleaning plants, except rug cleaning*	7	1 146	322	78	33
7217	Carpet and upholstery cleaning	2	(D)	(D)	(D)	AA
7218	Industrial launderers*	—	—	—	—	—
7212, 9	Other laundry, cleaning, and garment services*	1	(D)	(D)	(D)	AA
722	Photographic studios, portrait	4	671	153	31	33
723, 4	Beauty and barber shops	24	2 709	1 151	267	97
723	Beauty shops	23	(D)	(D)	(D)	BB
724	Barber shops	1	(D)	(D)	(D)	AA
725	Shoe repair shops and shoeshine parlors	—	—	—	—	—
726	Funeral service and crematories	3	1 798	286	56	10
729	Miscellaneous personal services	10	2 815	1 039	339	178

Table 5. Summary Statistics for Firms Subject to Federal Income Tax for Places With 350 Establishments or More: 1992 — Con.

[Includes only establishments with payroll. For meaning of abbreviations and symbols, see introductory text. For explanation of terms and comparability of 1987 and 1992 censuses, see appendix A. For information on geographic areas followed by ▲, see appendix F]

SIC code	Geographic area and kind of business or operation	Establishments (number)	Receipts (\$1,000)	Annual payroll (\$1,000)	First-quarter payroll (\$1,000)	Paid employees for pay period including March 12 (number)
	WAUKEGAN—Con.					
73	Business services	60	71 454	41 805	9 171	2 716
731	Advertising	—	—	—	—	—
732	Consumer credit reporting agencies, mercantile reporting agencies, and adjustment and collection agencies	3	2 000	1 261	292	40
733	Mailing, reproduction, commercial art and photography, and stenographic services	4	2 529	892	221	47
734	Services to dwellings and other buildings	21	7 666	3 336	834	490
735	Miscellaneous equipment rental and leasing	4	1 508	268	61	18
736	Personnel supply services	8	32 573	24 064	5 059	1 644
737	Computer programming, data processing, and other computer related services	5	(D)	(D)	(D)	CC
7371, 2, 3	Computer programming, prepackaged software, and integrated systems	2	(D)	(D)	(D)	AA
7374, 5, 6	Data processing services	2	(D)	(D)	(D)	BB
7377, 8, 9	Computer rental and leasing, maintenance, and related services, n.e.c.	1	(D)	(D)	(D)	CC
738	Miscellaneous business services	15	(D)	(D)	(D)	EE
75	Automotive repair, services, and parking	59	24 069	6 026	1 401	271
751	Automotive rental and leasing, without drivers	6	6 325	825	201	33
752	Automobile parking	—	—	—	—	—
753	Automotive repair shops	40	13 567	4 141	941	159
7532	Top, body, and upholstery repair shops and paint shops	13	4 845	1 636	371	55
7538	General automotive repair shops	14	3 657	825	177	39
7533, 4, 6, 7, 9	Other automotive repair shops	13	5 065	1 680	393	65
754	Automotive services, except repair	13	4 177	1 060	259	79
76	Miscellaneous repair services	16	4 244	1 263	328	69
762	Electrical repair shops	6	1 336	434	97	27
7622	Radio and television repair shops	2	(D)	(D)	(D)	AA
7623, 9	Other electrical and electronic repair shops	4	(D)	(D)	(D)	BB
763	Watch, clock, and jewelry repair	—	—	—	—	—
764	Reupholstery and furniture repair	2	(D)	(D)	(D)	AA
769	Miscellaneous repair and related services	8	(D)	(D)	(D)	BB
78, 79, 84	Amusement and recreation services, including motion pictures and museums	25	13 011	3 017	617	310
781, 2	Motion picture production, distribution, and services	2	(D)	(D)	(D)	AA
783	Motion picture theaters	1	(D)	(D)	(D)	BB
784	Video tape rental	5	2 516	498	104	52
792	Theatrical producers (except motion picture), bands, orchestras, and entertainers	—	—	—	—	—
793	Bowling centers	4	(D)	(D)	(D)	BB
79 ex. 792, 3, 84	Commercial sports and other amusement and recreation services, including museums	13	3 136	1 020	140	113
80	Health services	130	93 138	42 219	8 939	1 459
801	Offices and clinics of doctors of medicine	72	51 335	25 617	4 956	470
802	Offices and clinics of dentists	30	11 190	4 863	1 112	226
803	Offices and clinics of doctors of osteopathy	1	(D)	(D)	(D)	AA
804	Offices and clinics of other health practitioners	15	4 561	1 559	354	73
805	Nursing and personal care facilities	5	21 746	8 888	2 189	551
806	Hospitals	—	—	—	—	—
807, 8, 9	Other health services	7	(D)	(D)	(D)	CC
81	Legal services	90	40 306	15 755	3 326	396
823, 4, 9	Selected educational services	2	(D)	(D)	(D)	AA
83	Social services	3	332	183	38	23
835	Child day care services	3	332	183	38	23
832, 3, 6, 9	Other social services	—	—	—	—	—
87 ex. 8733	Engineering, accounting, research, management, and related services (except noncommercial research organizations)	37	20 912	8 988	2 051	291
871	Engineering, architectural, and surveying services	11	9 362	4 817	975	134
872	Accounting, auditing, and bookkeeping services	14	(D)	(D)	(D)	BB
873 ex. 8733	Research, development, and testing services (except noncommercial research organizations)	1	(D)	(D)	(D)	AA
874	Management and public relations services	11	7 886	2 908	781	96
89	Services, n.e.c.	2	(D)	(D)	(D)	AA

Table 5. Summary Statistics for Firms Subject to Federal Income Tax for Places With 350 Establishments or More: 1992 — Con.

[Includes only establishments with payroll. For meaning of abbreviations and symbols, see introductory text. For explanation of terms and comparability of 1987 and 1992 censuses, see appendix A. For information on geographic areas followed by ▲, see appendix F]

SIC code	Geographic area and kind of business or operation	Establishments (number)	Receipts (\$1,000)	Annual payroll (\$1,000)	First-quarter payroll (\$1,000)	Paid employees for pay period including March 12 (number)
WHEATON						
	Total	594	271 724	116 834	25 335	4 206
70 ex. 704	Hotels, rooming houses, camps, and other lodging places (except membership lodging)					
	Hotels and motels	—	—	—	—	—
7011	Hotels	—	—	—	—	—
7011 pt.	Motels, motor hotels, and tourist courts	—	—	—	—	—
702, 3	Other lodging places	—	—	—	—	—
72	Personal services	64	15 021	5 448	1 159	369
721	Laundry, cleaning, and garment services	19	4 010	1 370	306	112
7211	Power laundries, family and commercial*	1	(D)	(D)	(D)	AA
7213	Linen supply*	—	—	—	—	—
7215	Coin-operated laundries and drycleaning	3	(D)	(D)	(D)	AA
7216	Drycleaning plants, except rug cleaning*	8	1 606	479	89	40
7217	Carpet and upholstery cleaning	2	(D)	(D)	(D)	AA
7218	Industrial launderers*	1	(D)	(D)	(D)	AA
7212, 9	Other laundry, cleaning, and garment services*	4	720	353	86	33
722	Photographic studios, portrait	4	1 721	455	92	23
723, 4	Beauty and barber shops	27	5 004	2 341	487	168
723	Beauty shops	25	(D)	(D)	(D)	CC
724	Barber shops	2	(D)	(D)	(D)	AA
725	Shoe repair shops and shoeshine parlors	1	(D)	(D)	(D)	AA
726	Funeral service and crematories	3	(D)	(D)	(D)	BB
729	Miscellaneous personal services	10	(D)	(D)	(D)	BB
73	Business services	116	44 803	18 292	3 809	629
731	Advertising	11	2 038	670	161	32
732	Consumer credit reporting agencies, mercantile reporting agencies, and adjustment and collection agencies	6	8 391	3 233	726	139
733	Mailing, reproduction, commercial art and photography, and stenographic services	21	5 156	1 780	317	44
734	Services to dwellings and other buildings	11	2 942	1 220	238	112
735	Miscellaneous equipment rental and leasing	3	(D)	(D)	(D)	AA
736	Personnel supply services	8	1 751	902	214	34
737	Computer programming, data processing, and other computer related services	34	8 994	4 865	1 117	101
7371, 2, 3	Computer programming, prepackaged software, and integrated systems	22	5 826	3 024	600	67
7374, 5, 6	Data processing services	1	(D)	(D)	(D)	AA
7377, 8, 9	Computer rental and leasing, maintenance, and related services, n.e.c.	11	(D)	(D)	(D)	BB
738	Miscellaneous business services	22	(D)	(D)	(D)	CC
75	Automotive repair, services, and parking	29	11 624	3 029	758	146
751	Automotive rental and leasing, without drivers	4	(D)	(D)	(D)	AA
752	Automobile parking	—	—	—	—	—
753	Automotive repair shops	20	8 386	2 432	607	108
7532	Top, body, and upholstery repair shops and paint shops	5	3 352	798	214	40
7538	General automotive repair shops	8	2 281	758	176	30
7533, 4, 6, 7, 9	Other automotive repair shops	7	2 753	876	217	38
754	Automotive services, except repair	5	(D)	(D)	(D)	BB
76	Miscellaneous repair services	15	3 223	664	127	41
762	Electrical repair shops	4	1 058	286	64	19
7622	Radio and television repair shops	1	(D)	(D)	(D)	AA
7623, 9	Other electrical and electronic repair shops	3	(D)	(D)	(D)	AA
763	Watch, clock, and jewelry repair	—	—	—	—	—
764	Reupholstery and furniture repair	1	(D)	(D)	(D)	AA
769	Miscellaneous repair and related services	10	(D)	(D)	(D)	AA
78, 79, 84	Amusement and recreation services, including motion pictures and museums	16	11 130	3 183	845	245
781, 2	Motion picture production, distribution, and services	2	(D)	(D)	(D)	AA
783	Motion picture theaters	2	(D)	(D)	(D)	BB
784	Video tape rental	3	(D)	(D)	(D)	BB
792	Theatrical producers (except motion picture), bands, orchestras, and entertainers	1	(D)	(D)	(D)	AA
793	Bowling centers	1	(D)	(D)	(D)	BB
79 ex. 792, 3, 84	Commercial sports and other amusement and recreation services, including museums	7	3 011	1 063	238	125
80	Health services	115	88 691	42 296	9 485	1 518
801	Offices and clinics of doctors of medicine	33	40 620	22 138	4 843	472
802	Offices and clinics of dentists	42	13 878	5 368	1 075	215
803	Offices and clinics of doctors of osteopathy	—	—	—	—	—
804	Offices and clinics of other health practitioners	27	11 460	4 369	1 013	154
805	Nursing and personal care facilities	5	19 015	9 468	2 356	644
806	Hospitals	—	—	—	—	—
807, 8, 9	Other health services	8	3 718	953	198	33
81	Legal services	117	51 773	25 315	4 561	559
823, 4, 9	Selected educational services	6	(D)	(D)	(D)	BB

IL-92 ILLINOIS

SERVICE INDUSTRIES—GEOGRAPHIC AREA SERIES

Table 5. Summary Statistics for Firms Subject to Federal Income Tax for Places With 350 Establishments or More: 1992 — Con.

[Includes only establishments with payroll. For meaning of abbreviations and symbols, see introductory text. For explanation of terms and comparability of 1987 and 1992 censuses, see appendix A. For information on geographic areas followed by ▲, see appendix F]

SIC code	Geographic area and kind of business or operation	Establishments (number)	Receipts (\$1,000)	Annual payroll (\$1,000)	First-quarter payroll (\$1,000)	Paid employees for pay period including March 12 (number)
	WHEATON—Con.					
83	Social services	14	4 947	2 130	563	210
835	Child day care services	7	1 405	674	150	82
832, 3, 6, 9	Other social services	7	3 542	1 456	413	128
87 ex. 8733	Engineering, accounting, research, management, and related services (except noncommercial research organizations)	98	37 413	15 295	3 745	427
871	Engineering, architectural, and surveying services	26	15 519	7 345	1 591	211
872	Accounting, auditing, and bookkeeping services	26	(D)	(D)	(D)	BB
873 ex. 8733	Research, development, and testing services (except noncommercial research organizations)	2	(D)	(D)	(D)	AA
874	Management and public relations services	44	13 824	5 047	1 476	119
89	Services, n.e.c.	4	(D)	(D)	(D)	BB

Table 6. Summary Statistics for Firms Subject to Federal Income Tax for Counties With 350 Establishments or More: 1992

[Includes only establishments with payroll. For meaning of abbreviations and symbols, see introductory text. For explanation of terms and comparability of 1987 and 1992 censuses, see appendix A. For information on geographic areas followed by ▲, see appendix F]

SIC code	Geographic area and kind of business or operation	Establishments (number)	Receipts (\$1,000)	Annual payroll (\$1,000)	First-quarter payroll (\$1,000)	Paid employees for pay period including March 12 (number)
	ADAMS COUNTY					
	Total	440	170 010	68 667	14 299	3 556
70 ex. 704	Hotels, rooming houses, camps, and other lodging places (except membership lodging)	13	(D)	(D)	(D)	CC
7011	Hotels and motels	11	7 979	1 886	440	227
7011 pt.	Hotels	6	5 924	1 564	374	178
7011 pt.	Motels, motor hotels, and tourist courts	5	2 055	322	66	49
702, 3	Other lodging places	2	(D)	(D)	(D)	AA
72	Personal services	64	11 755	3 603	825	311
721	Laundry, cleaning, and garment services	18	2 946	1 128	277	114
7211	Power laundries, family and commercial*	—	—	—	—	—
7213	Linen supply*	—	—	—	—	—
7215	Coin-operated laundries and drycleaning	6	506	177	46	17
7216	Drycleaning plants, except rug cleaning*	6	840	294	95	36
7217	Carpet and upholstery cleaning	2	(D)	(D)	(D)	AA
7218	Industrial laundries*	1	(D)	(D)	(D)	BB
7212, 9	Other laundry, cleaning, and garment services*	3	(D)	(D)	(D)	AA
722	Photographic studios, portrait	5	772	157	34	13
723, 4	Beauty and barber shops	25	2 575	1 012	227	95
723	Beauty shops	25	2 575	1 012	227	95
724	Barber shops	—	—	—	—	—
725	Shoe repair shops and shoeshine parlors	1	(D)	(D)	(D)	AA
726	Funeral service and crematories	7	4 539	1 123	231	51
729	Miscellaneous personal services	8	(D)	(D)	(D)	BB
73	Business services	63	19 840	8 461	1 677	664
731	Advertising	4	1 258	343	80	19
732	Consumer credit reporting agencies, mercantile reporting agencies, and adjustment and collection agencies	5	2 090	600	133	31
733	Mailing, reproduction, commercial art and photography, and stenographic services	4	395	187	123	10
734	Services to dwellings and other buildings	16	2 785	1 078	233	122
735	Miscellaneous equipment rental and leasing	6	2 189	481	115	34
736	Personnel supply services	5	6 728	4 497	717	363
737	Computer programming, data processing, and other computer related services	4	1 156	368	70	17
7371, 2, 3	Computer programming, prepackaged software, and integrated systems	2	(D)	(D)	(D)	AA
7374, 5, 6	Data processing services	2	(D)	(D)	(D)	AA
7377, 8, 9	Computer rental and leasing, maintenance, and related services, n.e.c.	—	—	—	—	—
738	Miscellaneous business services	19	3 239	907	206	68

Table 6. Summary Statistics for Firms Subject to Federal Income Tax for Counties With 350 Establishments or More: 1992 — Con.

[Includes only establishments with payroll. For meaning of abbreviations and symbols, see introductory text. For explanation of terms and comparability of 1987 and 1992 censuses, see appendix A. For information on geographic areas followed by ▲, see appendix F]

SIC code	Geographic area and kind of business or operation	Establishments (number)	Receipts (\$1,000)	Annual payroll (\$1,000)	First-quarter payroll (\$1,000)	Paid employees for pay period including March 12 (number)
ADAMS COUNTY — Con.						
75	Automotive repair, services, and parking	58	20 627	4 333	1 085	254
751	Automotive rental and leasing, without drivers	4	(D)	(D)	(D)	BB
752	Automobile parking	—	—	—	—	—
753	Automotive repair shops	47	13 639	3 602	896	191
7532	Top, body, and upholstery repair shops and paint shops	16	5 792	1 347	321	71
7538	General automotive repair shops	22	4 463	1 419	349	75
7533, 4, 6, 7, 9	Other automotive repair shops	9	3 384	836	226	45
754	Automotive services, except repair	7	(D)	(D)	(D)	BB
76	Miscellaneous repair services	24	6 264	1 878	458	133
762	Electrical repair shops	11	3 382	1 272	321	93
7622	Radio and television repair shops	3	(D)	(D)	(D)	AA
7623, 9	Other electrical and electronic repair shops	8	(D)	(D)	(D)	BB
763	Watch, clock, and jewelry repair	—	—	—	—	—
764	Reupholstery and furniture repair	3	(D)	(D)	(D)	AA
769	Miscellaneous repair and related services	10	(D)	(D)	(D)	BB
78, 79, 84	Amusement and recreation services, including motion pictures and museums	31	7 181	1 523	373	323
781, 2	Motion picture production, distribution, and services	1	(D)	(D)	(D)	AA
783	Motion picture theaters	4	(D)	(D)	(D)	BB
784	Video tape rental	5	(D)	(D)	(D)	BB
792	Theatrical producers (except motion picture), bands, orchestras, and entertainers	1	(D)	(D)	(D)	AA
793	Bowling centers	3	1 702	485	135	83
79 ex. 792, 3, 84	Commercial sports and other amusement and recreation services, including museums	17	2 547	514	113	152
80	Health services	108	71 936	37 666	7 519	1 258
801	Offices and clinics of doctors of medicine	47	47 796	28 337	5 514	571
802	Offices and clinics of dentists	32	7 678	2 495	546	132
803	Offices and clinics of doctors of osteopathy	—	—	—	—	—
804	Offices and clinics of other health practitioners	20	5 974	1 943	430	100
805	Nursing and personal care facilities	3	7 249	3 680	741	352
806	Hospitals	—	—	—	—	—
807, 8, 9	Other health services	6	3 239	1 211	288	103
81	Legal services	31	8 729	1 904	424	119
823, 4, 9	Selected educational services	2	(D)	(D)	(D)	AA
83	Social services	6	740	256	27	35
835	Child day care services	5	(D)	(D)	(D)	AA
832, 3, 6, 9	Other social services	1	(D)	(D)	(D)	BB
87 ex. 8733	Engineering, accounting, research, management, and related services (except noncommercial research organizations)	37	13 721	6 747	1 407	217
871	Engineering, architectural, and surveying services	9	6 088	3 035	673	102
872	Accounting, auditing, and bookkeeping services	22	6 516	3 010	654	104
873 ex. 8733	Research, development, and testing services (except noncommercial research organizations)	—	—	—	—	—
874	Management and public relations services	6	1 117	702	80	11
89	Services, n.e.c.	3	(D)	(D)	(D)	AA
CHAMPAIGN COUNTY (Coextensive with Champaign–Urbana, IL MSA; see table 7a.)						
COOK COUNTY						
Total		38 223	35 051 343	13 350 464	3 005 428	497 847
70 ex. 704	Hotels, rooming houses, camps, and other lodging places (except membership lodging)	395	1 356 943	399 239	90 418	26 150
7011	Hotels and motels	357	1 347 867	396 732	89 904	25 992
7011 pt.	Hotels	203	1 238 943	369 517	83 610	23 593
7011 pt.	Hotels, 25 guestrooms or more	187	1 236 087	368 916	83 475	23 533
7011 pt.	Hotels, less than 25 guestrooms	16	2 856	601	135	60
7011 pt.	Motels, motor hotels, and tourist courts	154	108 924	27 215	6 294	2 399
7011 pt.	Motels, tourist courts	122	73 643	19 616	4 828	1 835
7011 pt.	Motor hotels	32	35 281	7 599	1 466	564
702, 3	Other lodging places	38	9 076	2 507	514	158
702	Rooming and boarding houses	19	(D)	(D)	(D)	CC
703	Camps and recreational vehicle parks	19	(D)	(D)	(D)	BB
7032	Sporting and recreational camps	12	2 426	511	62	14
7033	Recreational vehicle parks and campsites	7	(D)	(D)	(D)	BB

Table 6. Summary Statistics for Firms Subject to Federal Income Tax for Counties With 350 Establishments or More: 1992 — Con.

[Includes only establishments with payroll. For meaning of abbreviations and symbols, see introductory text. For explanation of terms and comparability of 1987 and 1992 censuses, see appendix A. For information on geographic areas followed by ▲, see appendix F]

SIC code	Geographic area and kind of business or operation	Establishments (number)	Receipts (\$1,000)	Annual payroll (\$1,000)	First-quarter payroll (\$1,000)	Paid employees for pay period including March 12 (number)
COOK COUNTY — Con.						
72	Personal services -----	3 788	1 045 627	344 796	82 602	26 667
721	Laundry, cleaning, and garment services -----	1 269	451 876	142 913	33 882	9 908
7211	Power laundries, family and commercial* -----	35	15 277	6 642	1 585	460
7213	Linen supply* -----	39	102 331	37 421	8 440	1 751
7215	Coin-operated laundries and drycleaning -----	339	77 654	15 060	3 655	1 325
7215 pt.	Coin-operated laundries and drycleaning stores -----	313	45 914	9 636	2 295	1 120
7215 pt.	Coin-operated laundry routes -----	26	31 740	5 424	1 360	205
7216	Drycleaning plants, except rug cleaning* -----	499	118 467	42 974	10 028	3 709
7217	Carpet and upholstery cleaning -----	120	30 165	9 102	2 632	710
7218	Industrial laundreters* -----	32	74 661	21 621	5 122	1 080
7212, 9	Other laundry, cleaning, and garment services* -----	205	33 321	10 093	2 420	873
7212	Garment pressing, and agents for laundries and drycleaners -----	127	16 859	3 835	965	398
7219	Laundry and garment services, n.e.c.* -----	78	16 462	6 258	1 455	475
722	Photographic studios, portrait -----	190	60 177	16 256	3 826	1 217
723, 4	Beauty and barber shops -----	1 603	234 463	105 577	24 646	8 665
723	Beauty shops -----	1 523	226 693	102 330	23 885	8 387
724	Barber shops -----	80	7 770	3 247	761	278
725	Shoe repair shops and shoeshine parlors -----	48	6 404	1 941	488	165
726	Funeral service and crematories -----	270	167 048	37 416	8 654	1 479
729	Miscellaneous personal services -----	408	125 659	40 693	11 106	5 233
7291	Tax return preparation services -----	81	21 273	10 583	4 300	3 058
7299	Miscellaneous personal services, n.e.c. -----	327	104 386	30 110	6 806	2 175
7299 pt.	Massage parlors, tanning salons, and saunas -----	87	6 946	1 650	385	279
7299 pt.	Other personal services -----	240	97 440	28 460	6 421	1 896
7299 pt.	Diet and weight reducing services -----	55	43 734	10 690	2 242	562
7299 pt.	Formal wear rental -----	60	18 517	5 887	1 269	488
7299 pt.	Other personal services, n.e.c. -----	125	35 189	11 883	2 910	846
73	Business services -----	7 979	9 589 930	3 841 045	893 494	170 530
731	Advertising -----	767	1 551 230	595 626	135 087	14 628
7311	Advertising agencies -----	542	1 184 606	494 630	111 372	10 056
7312	Outdoor advertising services -----	41	75 024	21 490	5 121	576
7313	Radio, television, publishers' advertising representatives -----	111	117 748	42 085	9 607	1 075
7313 pt.	Radio, television advertising representatives -----	44	66 337	24 990	5 719	662
7313 pt.	Publishers' advertising representatives -----	67	51 411	17 095	3 888	413
7319	Advertising, n.e.c. -----	73	173 852	37 421	8 987	2 921
732	Consumer credit reporting agencies, mercantile reporting agencies, and adjustment and collection agencies -----	170	291 268	81 213	19 839	3 105
7322	Adjustment and collection services -----	132	133 339	50 750	12 300	2 194
7323	Credit reporting services -----	38	157 929	30 463	7 539	911
733	Mailing, reproduction, commercial art and photography, and stenographic services -----	1 332	946 694	311 320	73 742	10 872
7331	Direct mail advertising services -----	160	248 367	84 174	21 211	3 660
7331 pt.	Mailing list compilers, brokers, and managers -----	35	58 046	12 204	3 140	461
7331 pt.	Direct mail advertising services, except mailing list services -----	125	190 321	71 970	18 071	3 199
7334	Photocopying and duplicating services -----	132	139 259	45 379	11 426	2 046
7334 pt.	Blueprinting and photocopying services -----	120	(D)	(D)	(D)	GG
7334 pt.	Duplicating services, except printing and photocopying -----	12	(D)	(D)	(D)	EE
7335, 6	Commercial photography, art, and graphics -----	861	498 076	162 531	36 693	4 347
7335	Commercial photography -----	223	141 968	43 499	10 365	1 349
7336	Commercial art and graphic design -----	638	356 108	119 032	26 328	2 998
7336 pt.	Commercial art -----	119	47 724	16 725	3 671	402
7336 pt.	Graphic arts and related design -----	519	308 384	102 307	22 657	2 596
7338	Secretarial and court reporting services -----	179	60 992	19 236	4 412	819
734	Services to dwellings and other buildings -----	1 046	659 869	328 912	77 066	20 652
7342	Disinfecting and pest control services -----	107	51 489	20 415	4 384	825
7349	Building cleaning and maintenance services, n.e.c. -----	939	608 387	308 497	72 682	19 827
735	Miscellaneous equipment rental and leasing -----	324	375 995	106 267	24 259	3 583
7352	Medical equipment rental and leasing -----	40	59 922	15 597	3 777	469
7353	Heavy construction equipment rental and leasing -----	42	48 707	14 130	3 130	354
7353 pt.	Rental and leasing of heavy construction equipment without operators -----	26	26 358	5 892	1 172	165
7353 pt.	Rental and leasing of heavy construction equipment with operators -----	16	22 349	8 238	1 958	189
7359	Equipment rental and leasing, n.e.c. -----	242	266 666	76 540	17 352	2 760
7359 pt.	Equipment rental -----	188	183 833	60 095	13 493	2 176
7359 pt.	Rent-to-own -----	3	738	170	35	10
7359 pt.	Equipment rental, except rent-to-own -----	185	183 095	59 925	13 458	2 166
7359 pt.	Equipment leasing, except finance leasing -----	54	82 833	16 445	3 859	584
736	Personnel supply services -----	972	1 193 867	794 037	177 353	55 422
7361	Employment agencies -----	501	263 182	133 459	30 801	7 922
7363	Help supply services -----	471	930 685	660 578	146 552	47 500
7363 pt.	Temporary help supply -----	370	573 907	385 630	87 635	34 063
7363 pt.	Help supply, except temporary -----	101	356 778	274 948	58 917	13 437
7363 pt.	Employee leasing -----	69	222 276	172 043	37 631	8 650
7363 pt.	Other help supply services -----	32	134 502	102 905	21 286	4 787
737	Computer programming, data processing, and other computer related services -----	1 569	2 792 802	946 490	227 852	24 058
7371, 2, 3	Computer programming, prepackaged software, and integrated systems -----	909	1 353 013	537 892	130 678	11 482
7371	Computer programming services -----	640	505 317	243 749	60 054	5 044
7372	Prepackaged software -----	168	436 987	164 726	39 508	3 201
7373	Computer integrated systems -----	101	410 709	129 417	31 116	3 237
7374, 5, 6	Data processing services -----	261	771 429	241 939	58 210	9 041
7374, 5	Computer processing, information retrieval -----	246	713 269	224 052	54 277	8 650
7374	Computer processing and data preparation and processing services -----	214	539 861	174 820	43 234	7 196
7375	Information retrieval services -----	32	173 408	49 232	11 043	1 454
7376	Computer facilities management services -----	15	58 160	17 887	3 933	391

Table 6. Summary Statistics for Firms Subject to Federal Income Tax for Counties With 350 Establishments or More: 1992 — Con.

[Includes only establishments with payroll. For meaning of abbreviations and symbols, see introductory text. For explanation of terms and comparability of 1987 and 1992 censuses, see appendix A. For information on geographic areas followed by ▲, see appendix F]

SIC code	Geographic area and kind of business or operation	Establishments (number)	Receipts (\$1,000)	Annual payroll (\$1,000)	First-quarter payroll (\$1,000)	Paid employees for pay period including March 12 (number)
COOK COUNTY — Con.						
73	Business services — Con.					
737	Computer programming, data processing, and other computer related services — Con.					
7377, 8, 9	Computer rental and leasing, maintenance, and related services, n.e.c. -----	399	668 360	166 659	38 964	3 535
7377	Computer rental and leasing -----	33	282 597	32 485	8 164	536
7378	Computer maintenance and repair -----	98	183 736	42 505	10 022	1 198
7379	Computer related services, n.e.c. -----	268	202 027	91 669	20 778	1 801
7379 pt.	Computer consultants -----	229	166 653	82 219	18 905	1 547
7379 pt.	Miscellaneous computer services, n.e.c. -----	39	35 374	9 450	1 873	254
738	Miscellaneous business services -----	1 799	1 778 905	677 180	158 296	38 210
7381, 2	Detective agencies and protective services -----	317	406 450	240 979	57 716	19 093
7381	Detective, guard, and armored car services -----	258	336 295	217 109	52 029	18 122
7381 pt.	Detective agencies and guard services -----	251	(D)	(D)	(D)	JJ
7381 pt.	Armored car services -----	7	(D)	(D)	(D)	FF
7382	Security systems services -----	59	70 155	23 870	5 687	971
7383	News syndicates -----	22	33 218	9 608	2 423	284
7384	Photofinishing laboratories* -----	132	124 517	40 061	10 180	1 940
7384 pt.	Photofinishing laboratories, except "one-hour" (mini) labs* -----	86	113 998	37 815	9 643	1 738
7384 pt.	One-hour (mini) photofinishing* -----	46	10 519	2 246	537	202
7389	Business services, n.e.c. -----	1 328	1 214 720	386 532	87 977	16 893
7389 pt.	Sign painting shops -----	65	18 358	6 918	1 534	271
7389 pt.	Interior designing -----	197	82 076	19 651	4 521	681
7389 pt.	Telephone answering services -----	85	36 653	15 873	3 952	1 274
7389 pt.	Other business services -----	981	1 077 633	344 090	77 970	14 667
7389 pt.	Water softening and conditioning services -----	18	(D)	(D)	(D)	CC
7389 pt.	Packaging and labeling services -----	82	160 359	42 734	9 661	1 888
7389 pt.	Trading stamp services -----	2	(D)	(D)	(D)	BB
7389 pt.	Miscellaneous business services -----	879	902 103	296 379	67 132	12 592
7389 pt.	Convention and trade show services -----	83	197 610	70 456	15 599	2 335
7389 pt.	Private mail centers -----	41	43 444	14 558	3 356	1 052
7389 pt.	Miscellaneous business services, n.e.c. -----	755	661 049	211 365	48 177	9 205
75	Automotive repair, services, and parking -----	3 307	2 369 128	456 740	107 729	21 778
751	Automotive rental and leasing, without drivers -----	234	1 064 440	87 799	20 452	3 740
7513	Truck rental and leasing, without drivers -----	98	(D)	(D)	(D)	FF
7513 pt.	Truck rental, without drivers -----	51	(D)	(D)	(D)	EE
7513 pt.	Truck leasing, except finance leasing -----	47	113 894	17 773	4 211	493
7514, 5	Passenger car rental and leasing -----	123	853 097	60 144	14 039	2 843
7514	Passenger car rental -----	91	(D)	(D)	(D)	GG
7515	Passenger car leasing -----	32	(D)	(D)	(D)	FF
7519	Utility trailer and recreational vehicle rental -----	13	(D)	(D)	(D)	BB
752	Automobile parking -----	397	201 702	43 082	10 660	2 569
7521 pt.	Parking lots -----	180	44 388	9 120	2 238	606
7521 pt.	Parking structures -----	217	157 314	33 962	8 422	1 963
753	Automotive repair shops -----	2 211	950 933	282 376	66 094	11 810
7532	Top, body, and upholstery repair shops and paint shops -----	651	343 134	111 684	26 076	4 346
7532 pt.	Top and body repair shops -----	612	329 969	106 735	25 016	4 160
7532 pt.	Paint shops -----	39	13 165	4 949	1 060	186
7538	General automotive repair shops -----	1 006	348 250	96 227	22 335	4 330
7538 pt.	General automotive repair shops, except diesel -----	918	304 331	83 147	19 256	3 783
7538 pt.	Diesel repair shops -----	88	43 919	13 080	3 079	547
7533, 4, 6, 7, 9	Other automotive repair shops -----	554	259 549	74 465	17 683	3 134
7533	Automotive exhaust system repair shops -----	167	79 716	20 085	4 595	873
7534	Tire retreading and repair shops -----	31	19 825	5 997	1 413	253
7536	Automotive glass replacement shops -----	55	37 943	11 590	3 086	463
7537	Automotive transmission repair shops -----	121	36 201	11 848	2 827	540
7539	Automotive repair shops, n.e.c. -----	180	85 864	24 945	5 762	1 005
7539 pt.	Radiator repair -----	43	16 253	4 228	1 000	216
7539 pt.	Brake, front end, and wheel alignment -----	65	28 774	9 051	2 025	318
7539 pt.	Automotive electrical and fuel system services -----	50	13 666	4 498	1 106	226
7539 pt.	Carburetor repair shops -----	35	8 723	2 852	696	143
7539 pt.	Automotive electrical repair shops -----	15	4 943	1 646	410	83
7539 pt.	Other automotive repair shops, n.e.c. -----	22	27 171	7 168	1 631	245
754	Automotive services, except repair -----	465	152 053	43 483	10 523	3 659
7542	Carwashes -----	217	54 841	14 965	3 660	1 610
7549	Automotive services, except repair and carwashes -----	248	97 212	28 518	6 863	2 049
7549 pt.	Lubrication shops -----	122	49 449	13 643	3 217	1 225
7549 pt.	Other automotive services -----	126	47 763	14 875	3 646	824
7549 pt.	Towing services -----	84	27 802	9 518	2 394	532
7549 pt.	Other automotive services, n.e.c. -----	42	19 961	5 357	1 252	292
76	Miscellaneous repair services -----	1 296	834 545	301 994	71 948	11 475
762	Electrical repair shops -----	421	329 387	137 925	34 287	5 496
7622	Radio and television repair shops -----	110	46 986	19 667	4 991	877
7623, 9	Other electrical and electronic repair shops -----	311	282 401	118 258	29 296	4 619
7623	Refrigeration and air-conditioning service and repair shops -----	58	102 283	45 503	10 956	1 134
7629	Electrical and electronic repair shops, n.e.c. -----	253	180 118	72 755	18 340	3 485
763	Watch, clock, and jewelry repair -----	56	9 379	2 721	756	214
764	Reupholstery and furniture repair -----	127	27 455	9 830	2 305	521
769	Miscellaneous repair and related services -----	692	468 324	151 518	34 600	5 244
7692	Welding repair -----	62	32 197	12 002	2 427	395
7694	Armature rewinding shops -----	46	70 356	22 201	5 428	700
7699	Repair shops and related services, n.e.c. -----	584	365 771	117 315	26 745	4 149
7699 pt.	Farm machinery and equipment repair -----	5	1 669	475	86	13
7699 pt.	Lawnmower and other small gasoline engine repair -----	42	20 221	6 153	1 267	228
7699 pt.	Sewer and septic tank cleaning services -----	25	22 927	9 202	1 952	268
7699 pt.	Other repair and related services, n.e.c. -----	512	320 954	101 485	23 440	3 640

Table 6. Summary Statistics for Firms Subject to Federal Income Tax for Counties With 350 Establishments or More: 1992 — Con.

[Includes only establishments with payroll. For meaning of abbreviations and symbols, see introductory text. For explanation of terms and comparability of 1987 and 1992 censuses, see appendix A. For information on geographic areas followed by ▲, see appendix F]

SIC code	Geographic area and kind of business or operation	Establishments (number)	Receipts (\$1,000)	Annual payroll (\$1,000)	First-quarter payroll (\$1,000)	Paid employees for pay period including March 12 (number)
COOK COUNTY — Con.						
78, 79, 84	Amusement and recreation services, including motion pictures and museums	1 902	2 575 415	680 667	148 584	48 602
781, 2	Motion picture production, distribution, and services	358	1 324 644	296 967	69 901	28 019
7812 pt.	Motion picture production, except for television	123	76 507	21 436	4 751	626
7812 pt.	Motion picture and tape production for television	81	95 026	33 922	7 970	752
7819	Services allied to motion picture production	86	641 702	213 551	50 299	25 713
7822 pt.	Motion picture film and tape distributors	49	471 143	21 995	5 323	819
7822 pt.	Motion picture film exchanges	31	(D)	(D)	(D)	EE
7822 pt.	Video tape wholesalers	18	(D)	(D)	(D)	EE
7822 pt.	Film and tape distribution for television	12	(D)	(D)	(D)	BB
7829	Services allied to motion picture distribution	7	(D)	(D)	(D)	BB
783	Motion picture theaters	84	136 314	24 026	5 734	1 833
7832	Motion picture theaters, except drive-in	79	(D)	(D)	(D)	GG
7833	Drive-in motion picture theaters	5	(D)	(D)	(D)	BB
784	Video tape rental	363	112 303	18 953	4 621	2 326
792	Theatrical producers (except motion picture), bands, orchestras, and entertainers	252	167 892	41 574	8 239	1 648
7922	Theatrical producers (except motion picture) and miscellaneous theatrical services	128	92 975	22 203	4 590	967
7922 pt.	Producers of live theatrical productions	36	29 377	8 875	1 850	473
7922 pt.	Producers of radio and television shows, except tape producers	15	(D)	(D)	(D)	BB
7922 pt.	Artists' and entertainers' managers or agents, concert bureaus, booking agents	40	10 825	3 370	848	173
7922 pt.	Other theatrical services	37	(D)	(D)	(D)	EE
7929	Bands, orchestras, actors, and other entertainers and entertainment groups	124	74 917	19 371	3 649	681
7929 pt.	Dance groups and artists	4	(D)	(D)	(D)	BB
7929 pt.	Symphony orchestras, opera companies, and chamber music organizations	—	—	—	—	—
7929 pt.	Other music and entertainment presentations	120	(D)	(D)	(D)	FF
7929 pt.	Other music groups and artists	60	(D)	(D)	(D)	EE
7929 pt.	Other entertainers and entertainment groups	60	54 537	11 311	1 861	234
793	Bowling centers	114	61 674	17 075	4 568	1 716
79 ex. 792, 3, 84	Commercial sports and other amusement and recreation services, including museums	731	772 588	282 072	55 521	13 060
794	Commercial sports	81	278 572	152 552	26 944	2 496
7941	Professional sports clubs, managers, promoters	31	161 232	132 321	21 649	1 260
7941 pt.	Baseball clubs	3	(D)	(D)	(D)	FF
7941 pt.	Football clubs	—	—	—	—	—
7941 pt.	Other professional sports clubs	4	(D)	(D)	(D)	CC
7941 pt.	Managers and promoters	24	23 896	7 573	1 123	208
7948	Racing, including track operation	50	117 340	20 231	5 295	1 236
7948 pt.	Auto racetrack operation	3	(D)	(D)	(D)	BB
7948 pt.	Horse racetrack operation	8	103 632	15 577	4 663	1 048
7948 pt.	Dog racetrack operation	—	—	—	—	—
7948 pt.	Racing stables and racing, n.e.c.	39	(D)	(D)	(D)	CC
79 ex. 792, 3, 4; 84	Other amusement and recreation services, including museums	650	494 016	129 520	28 577	10 564
791	Dance studios, schools, and halls	56	11 048	3 478	906	381
7991	Physical fitness facilities	141	121 406	31 909	8 254	3 230
7991 pt.	Physical fitness centers, except gymnasiums and athletic clubs	121	98 121	23 994	6 515	2 157
7991 pt.	Gymnasiums and athletic clubs	20	23 285	7 915	1 739	1 073
7992	Public golf courses	25	29 252	7 915	1 241	368
7993	Coin-operated amusement devices	94	50 172	12 117	2 671	636
7996	Amusement parks	10	7 205	2 261	227	75
7997	Membership sports and recreation clubs	69	102 251	35 468	7 917	2 915
7999, 84	Amusement and recreation services, including museums, n.e.c.	255	172 682	36 372	7 361	2 959
7999 pt.	Concession operators of amusement devices and rides	12	(D)	(D)	(D)	AA
7999 pt.	Carnivals, circuses, and fairs	11	7 446	1 093	77	19
7999 pt.	Carnivals and circuses	10	(D)	(D)	(D)	AA
7999 pt.	Fairs	1	(D)	(D)	(D)	AA
7999 pt., 84	Other recreation and amusements, including museums	232	(D)	(D)	(D)	HH
84	Museums, art galleries, and botanical and zoological gardens	6	1 287	248	50	15
841	Museums and art galleries	5	(D)	(D)	(D)	AA
842	Arboreta and botanical or zoological gardens	1	(D)	(D)	(D)	AA
7999 pt.	Roller skating rinks	13	4 451	1 110	308	197
7999 pt.	Ice skating rinks	3	1 388	456	141	77
7999 pt.	Other amusement and recreation services, n.e.c.	210	(D)	(D)	(D)	HH
80	Health services	8 850	6 059 627	2 691 971	569 212	83 463
801	Offices and clinics of doctors of medicine	4 320	2 903 273	1 464 397	286 303	24 716
8011 pt.	Offices of doctors of medicine	4 227	2 733 439	1 393 390	269 523	22 406
8011 pt.	General medical clinics	93	169 834	71 007	16 780	2 310
802	Offices and clinics of dentists	2 446	711 468	267 508	58 590	11 225
8021 pt.	Offices of dentists	2 429	(D)	(D)	(D)	JJ
8021 pt.	Dental clinics	17	(D)	(D)	(D)	BB
803	Offices and clinics of doctors of osteopathy	83	32 276	16 977	2 851	364
8031 pt.	Offices of osteopathic physicians	78	28 064	13 913	2 233	332
8031 pt.	Osteopathic clinics	5	4 212	3 064	618	32
804	Offices and clinics of other health practitioners	1 127	318 386	121 146	26 344	4 677
8041	Offices and clinics of chiropractors	272	63 461	20 230	4 334	934
8042	Offices and clinics of optometrists	269	84 977	25 192	5 465	1 249
8043	Offices and clinics of podiatrists	220	58 529	19 472	3 858	684
8049	Offices and clinics of health practitioners, n.e.c.	366	111 419	56 252	12 687	1 810

Table 6. Summary Statistics for Firms Subject to Federal Income Tax for Counties With 350 Establishments or More: 1992 — Con.

[Includes only establishments with payroll. For meaning of abbreviations and symbols, see introductory text. For explanation of terms and comparability of 1987 and 1992 censuses, see appendix A. For information on geographic areas followed by ▲, see appendix F]

SIC code	Geographic area and kind of business or operation	Establishments (number)	Receipts (\$1,000)	Annual payroll (\$1,000)	First-quarter payroll (\$1,000)	Paid employees for pay period including March 12 (number)
COOK COUNTY — Con.						
80	Health services — Con.					
805	Nursing and personal care facilities	190	751 637	297 693	71 036	20 992
8051	Skilled nursing care facilities	137	601 079	243 722	58 500	16 946
8052	Intermediate care facilities	32	111 199	38 323	9 040	2 953
8059	Nursing and personal care facilities, n.e.c.	21	39 359	15 648	3 496	1 093
806	Hospitals	18	599 713	243 187	60 514	8 920
8062	General medical and surgical hospitals	7	(D)	(D)	(D)	II
8063, 9	Specialty hospitals	11	(D)	(D)	(D)	HH
8063	Psychiatric hospitals	10	(D)	(D)	(D)	GG
8069	Specialty hospitals, except psychiatric	1	(D)	(D)	(D)	CC
807, 8, 9	Other health services	666	742 874	281 063	63 574	12 569
807	Medical and dental laboratories	339	252 893	85 685	19 403	3 236
8071	Medical laboratories	172	211 663	66 652	14 712	2 428
8072	Dental laboratories	167	41 230	19 033	4 691	808
808	Home health care services	122	274 670	107 060	24 654	6 338
809	Miscellaneous health and allied services, n.e.c.	205	215 311	88 318	19 517	2 995
8092	Kidney dialysis centers	25	49 812	14 864	3 314	574
8093	Specialty outpatient facilities, n.e.c.	98	104 567	45 894	9 844	1 459
8099	Health and allied services, n.e.c.	82	60 932	27 560	6 359	962
81	Legal services	3 808	4 658 543	1 777 604	385 174	33 800
823, 4, 9	Selected educational services	323	158 739	55 852	12 747	2 846
823	Libraries	1	(D)	(D)	(D)	AA
824	Vocational schools	112	76 768	28 424	6 572	1 228
8243	Data processing schools	31	25 185	8 612	2 091	340
8244	Business and secretarial schools	13	(D)	(D)	(D)	CC
8249	Vocational schools, n.e.c.	68	(D)	(D)	(D)	FF
829	Schools and educational services, n.e.c.	210	(D)	(D)	(D)	GG
83	Social services	607	199 282	79 108	18 670	6 089
835	Child day care services	375	75 159	33 729	8 237	3 665
832, 3, 6, 9	Other social services	232	124 123	45 379	10 433	2 424
832	Individual and family social services	133	58 107	19 987	4 374	1 022
833	Job training and vocational rehabilitation services	35	24 405	13 698	3 257	529
836	Residential care	38	26 954	9 099	2 157	770
839	Social services, n.e.c.	26	14 657	2 595	645	103
87 ex. 8733	Engineering, accounting, research, management, and related services (except noncommercial research organizations)	5 651	6 016 880	2 641 316	612 007	65 038
871	Engineering, architectural, and surveying services	1 349	1 889 816	840 897	200 773	19 621
8711	Engineering services	759	1 460 154	654 508	159 149	14 703
8712	Architectural services	515	393 802	167 915	37 503	4 253
8713	Surveying services	75	35 860	18 474	4 121	665
872	Accounting, auditing, and bookkeeping services	1 686	1 564 589	659 590	162 349	16 904
873 ex. 8733	Research, development, and testing services (except noncommercial research organizations)	329	514 466	200 594	49 491	7 724
8731	Commercial physical and biological research	42	31 099	10 080	2 319	301
8731 pt.	Commercial physical research	22	(D)	(D)	(D)	CC
8731 pt.	Commercial medical and biological research	20	(D)	(D)	(D)	CC
8732	Commercial economic, sociological, and educational research	215	376 077	154 620	38 658	6 193
8734	Testing laboratories	72	107 290	35 894	8 514	1 230
874	Management and public relations services	2 287	2 048 009	940 235	199 394	20 789
8741	Management services	564	675 452	299 462	64 944	8 997
8742	Management consulting services	1 185	1 077 456	509 524	106 458	8 789
8743	Public relations services	193	(D)	(D)	(D)	GG
8744	Facilities support management services	11	(D)	(D)	(D)	CC
8748	Business consulting services, n.e.c.	334	149 750	64 985	13 077	1 445
89	Services, n.e.c.	317	186 684	80 132	12 843	1 409
8999 pt.	Scientific and related consulting services, except environmental	66	46 683	25 120	5 002	393
8999 pt.	Other services	251	140 001	55 012	7 841	1 016
8999 pt.	Environmental consulting	57	62 721	20 428	4 634	595
8999 pt.	Authors, composers, and other arts-related services	65	20 843	7 711	1 255	147
8999 pt.	Other services, n.e.c.	129	56 437	26 873	1 952	274
DEKALB COUNTY						
	Total	420	153 697	52 948	11 201	3 294
70 ex. 704	Hotels, rooming houses, camps, and other lodging places (except membership lodging)	7	(D)	(D)	(D)	CC
7011	Hotels and motels	6	(D)	(D)	(D)	BB
7011 pt.	Hotels	2	(D)	(D)	(D)	AA
7011 pt.	Motels, motor hotels, and tourist courts	4	4 547	270	54	33
702, 3	Other lodging places	1	(D)	(D)	(D)	BB

Table 6. Summary Statistics for Firms Subject to Federal Income Tax for Counties With 350 Establishments or More: 1992 — Con.

[Includes only establishments with payroll. For meaning of abbreviations and symbols, see introductory text. For explanation of terms and comparability of 1987 and 1992 censuses, see appendix A. For information on geographic areas followed by ▲, see appendix F.]

SIC code	Geographic area and kind of business or operation	Establishments (number)	Receipts (\$1,000)	Annual payroll (\$1,000)	First-quarter payroll (\$1,000)	Paid employees for pay period including March 12 (number)
DEKALB COUNTY—Con.						
72	Personal services	61	7 814	2 439	543	245
721	Laundry, cleaning, and garment services	18	2 278	804	180	87
7211	Power laundries, family and commercial*	—	—	—	—	—
7213	Linen supply*	—	—	—	—	—
7215	Coin-operated laundries and drycleaning	6	436	61	11	15
7216	Drycleaning plants, except rug cleaning*	5	(D)	(D)	(D)	BB
7217	Carpet and upholstery cleaning	3	(D)	(D)	(D)	AA
7218	Industrial laundriers*	—	—	—	—	—
7212, 9	Other laundry, cleaning, and garment services*	4	(D)	(D)	(D)	AA
722	Photographic studios, portrait	3	321	30	9	4
723, 4	Beauty and barber shops	27	2 525	1 071	255	104
723	Beauty shops	25	(D)	(D)	(D)	BB
724	Barber shops	2	(D)	(D)	(D)	AA
725	Shoe repair shops and shoeshine parlors	—	—	—	—	—
726	Funeral service and crematories	5	1 905	400	68	15
729	Miscellaneous personal services	8	785	134	31	35
73	Business services	61	17 019	6 425	1 524	833
731	Advertising	3	(D)	(D)	(D)	BB
732	Consumer credit reporting agencies, mercantile reporting agencies, and adjustment and collection agencies	1	(D)	(D)	(D)	AA
733	Mailing, reproduction, commercial art and photography, and stenographic services	10	(D)	(D)	(D)	BB
734	Services to dwellings and other buildings	16	1 845	603	160	113
735	Miscellaneous equipment rental and leasing	2	(D)	(D)	(D)	AA
736	Personnel supply services	2	(D)	(D)	(D)	CC
737	Computer programming, data processing, and other computer related services	13	2 208	615	144	29
7371, 2, 3	Computer programming, prepackaged software, and integrated systems	10	(D)	(D)	(D)	BB
7374, 5, 6	Data processing services	2	(D)	(D)	(D)	AA
7377, 8, 9	Computer rental and leasing, maintenance, and related services, n.e.c.	1	(D)	(D)	(D)	AA
738	Miscellaneous business services	14	(D)	(D)	(D)	EE
75	Automotive repair, services, and parking	60	16 371	3 572	832	195
751	Automotive rental and leasing, without drivers	2	(D)	(D)	(D)	AA
752	Automobile parking	—	—	—	—	—
753	Automotive repair shops	51	14 842	3 227	760	162
7532	Top, body, and upholstery repair shops and paint shops	13	(D)	(D)	(D)	BB
7538	General automotive repair shops	30	6 936	1 471	358	84
7533, 4, 6, 7, 9	Other automotive repair shops	8	(D)	(D)	(D)	BB
754	Automotive services, except repair	7	(D)	(D)	(D)	BB
76	Miscellaneous repair services	19	2 450	434	96	40
762	Electrical repair shops	6	(D)	(D)	(D)	AA
7622	Radio and television repair shops	5	(D)	(D)	(D)	AA
7623, 9	Other electrical and electronic repair shops	1	(D)	(D)	(D)	AA
763	Watch, clock, and jewelry repair	—	—	—	—	—
764	Reupholstery and furniture repair	3	(D)	(D)	(D)	AA
769	Miscellaneous repair and related services	10	(D)	(D)	(D)	AA
78, 79, 84	Amusement and recreation services, including motion pictures and museums	35	7 789	2 016	404	232
781, 2	Motion picture production, distribution, and services	—	—	—	—	—
783	Motion picture theaters	4	(D)	(D)	(D)	BB
784	Video tape rental	9	(D)	(D)	(D)	BB
792	Theatrical producers (except motion picture), bands, orchestras, and entertainers	1	(D)	(D)	(D)	AA
793	Bowling centers	4	1 096	270	81	38
79 ex. 792, 3, 84	Commercial sports and other amusement and recreation services, including museums	17	4 422	1 325	224	119
80	Health services	93	78 563	32 419	6 445	1 327
801	Offices and clinics of doctors of medicine	22	36 837	17 797	3 072	407
802	Offices and clinics of dentists	30	(D)	(D)	(D)	CC
803	Offices and clinics of doctors of osteopathy	2	(D)	(D)	(D)	AA
804	Offices and clinics of other health practitioners	26	(D)	(D)	(D)	BB
805	Nursing and personal care facilities	4	9 525	3 911	963	386
806	Hospitals	1	(D)	(D)	(D)	CC
807, 8, 9	Other health services	8	(D)	(D)	(D)	BB
81	Legal services	31	6 516	1 521	342	88
823, 4, 9	Selected educational services	4	(D)	(D)	(D)	AA
83	Social services	6	(D)	(D)	(D)	BB
835	Child day care services	3	(D)	(D)	(D)	BB
832, 3, 6, 9	Other social services	3	329	147	34	15

Table 6. Summary Statistics for Firms Subject to Federal Income Tax for Counties With 350 Establishments or More: 1992 — Con.

[Includes only establishments with payroll. For meaning of abbreviations and symbols, see introductory text. For explanation of terms and comparability of 1987 and 1992 censuses, see appendix A. For information on geographic areas followed by ▲, see appendix F]

SIC code	Geographic area and kind of business or operation	Establishments (number)	Receipts (\$1,000)	Annual payroll (\$1,000)	First-quarter payroll (\$1,000)	Paid employees for pay period including March 12 (number)
DEKALB COUNTY—Con.						
87 ex. 8733	Engineering, accounting, research, management, and related services (except noncommercial research organizations) -----	39	6 442	2 221	527	164
871	Engineering, architectural, and surveying services -----	8	(D)	(D)	(D)	BB
872	Accounting, auditing, and bookkeeping services -----	21	3 943	1 369	363	124
873 ex. 8733	Research, development, and testing services (except noncommercial research organizations) -----	1	(D)	(D)	(D)	AA
874	Management and public relations services -----	9	1 368	386	68	18
89	Services, n.e.c. -----	4	(D)	(D)	(D)	BB
DUPAGE COUNTY						
Total -----		8 316	6 805 639	2 490 161	570 594	93 005
70 ex. 704	Hotels, rooming houses, camps, and other lodging places (except membership lodging) -----	71	(D)	(D)	(D)	II
7011	Hotels and motels -----	70	270 678	82 921	18 967	5 983
7011 pt.	Hotels -----	42	251 967	78 951	18 094	5 639
7011 pt.	Hotels, 25 guestrooms or more -----	41	(D)	(D)	(D)	II
7011 pt.	Hotels, less than 25 guestrooms -----	1	(D)	(D)	(D)	AA
7011 pt.	Motels, motor hotels, and tourist courts -----	28	18 711	3 970	873	344
7011 pt.	Motels, tourist courts -----	23	14 696	3 196	711	277
7011 pt.	Motor hotels -----	5	4 015	774	162	67
702, 3	Other lodging places -----	1	(D)	(D)	(D)	AA
702	Rooming and boarding houses -----	1	(D)	(D)	(D)	AA
703	Camps and recreational vehicle parks -----	-	-	-	-	-
72	Personal services -----	785	172 889	63 595	15 991	5 593
721	Laundry, cleaning, and garment services -----	223	47 326	13 887	3 157	1 110
7211	Power laundries, family and commercial* -----	5	993	351	98	37
7213	Linen supply* -----	2	(D)	(D)	(D)	AA
7215	Coin-operated laundries and drycleaning -----	31	4 677	1 056	247	105
7216	Drycleaning plants, except rug cleaning* -----	102	18 141	4 931	1 088	466
7217	Carpet and upholstery cleaning -----	50	12 821	4 097	879	280
7218	Industrial launderers* -----	3	(D)	(D)	(D)	BB
7212, 9	Other laundry, cleaning, and garment services* -----	30	(D)	(D)	(D)	CC
7212	Garment pressing, and agents for laundries and drycleaners -----	14	2 287	447	102	43
7219	Laundry and garment services, n.e.c.* -----	16	(D)	(D)	(D)	BB
722	Photographic studios, portrait -----	42	10 373	2 301	519	209
723, 4	Beauty and barber shops -----	363	63 937	31 471	7 310	2 572
723	Beauty shops -----	357	63 314	31 206	7 258	2 549
724	Barber shops -----	6	623	265	52	23
725	Shoe repair shops and shoeshine parlors -----	13	1 306	283	63	33
726	Funeral service and crematories -----	34	19 042	4 517	860	155
729	Miscellaneous personal services -----	110	30 905	11 136	4 082	1 514
7291	Tax return preparation services -----	20	3 255	1 615	558	391
7299	Miscellaneous personal services, n.e.c. -----	90	27 650	9 521	3 524	1 123
73	Business services -----	2 240	2 421 089	932 672	225 933	34 906
731	Advertising -----	149	79 710	28 060	6 309	936
7311	Advertising agencies -----	118	60 335	23 220	5 123	621
7312	Outdoor advertising services -----	3	(D)	(D)	(D)	AA
7313	Radio, television, publishers' advertising representatives -----	11	8 047	1 343	310	40
7319	Advertising, n.e.c. -----	17	(D)	(D)	(D)	EE
732	Consumer credit reporting agencies, mercantile reporting agencies, and adjustment and collection agencies -----	38	43 624	14 087	3 416	618
7322	Adjustment and collection services -----	25	(D)	(D)	(D)	EE
7323	Credit reporting services -----	13	(D)	(D)	(D)	EE
733	Mailing, reproduction, commercial art and photography, and stenographic services -----	264	214 386	69 783	16 999	2 428
7331	Direct mail advertising services -----	47	139 642	44 098	11 162	1 470
7334	Photocopying and duplicating services -----	28	12 756	4 366	1 000	186
7335, 6	Commercial photography, art, and graphics -----	133	51 307	17 391	4 063	553
7335	Commercial photography -----	28	6 025	1 555	383	91
7336	Commercial art and graphic design -----	105	45 282	15 836	3 680	462
7338	Secretarial and court reporting services -----	56	10 681	3 928	774	219
734	Services to dwellings and other buildings -----	325	123 059	63 972	14 870	5 573
7342	Disinfecting and pest control services -----	22	9 107	3 447	775	133
7349	Building cleaning and maintenance services, n.e.c. -----	303	113 952	60 525	14 095	5 440
735	Miscellaneous equipment rental and leasing -----	116	134 646	32 026	7 482	1 008
7352	Medical equipment rental and leasing -----	19	40 925	8 915	2 121	318
7353	Heavy construction equipment rental and leasing -----	22	18 924	4 781	961	113
7359	Equipment rental and leasing, n.e.c. -----	75	74 797	18 330	4 400	577
736	Personnel supply services -----	258	258 170	167 506	40 834	8 541
7361	Employment agencies -----	122	55 067	24 109	5 582	848
7363	Help supply services -----	136	203 103	143 397	35 252	7 693
7363 pt.	Temporary help supply -----	103	123 842	88 488	21 350	5 713
7363 pt.	Help supply, except temporary -----	33	79 261	54 909	13 902	1 980

Table 6. Summary Statistics for Firms Subject to Federal Income Tax for Counties With 350 Establishments or More: 1992 — Con.

[Includes only establishments with payroll. For meaning of abbreviations and symbols, see introductory text. For explanation of terms and comparability of 1987 and 1992 censuses, see appendix A. For information on geographic areas followed by ▲, see appendix F]

SIC code	Geographic area and kind of business or operation	Establishments (number)	Receipts (\$1,000)	Annual payroll (\$1,000)	First-quarter payroll (\$1,000)	Paid employees for pay period including March 12 (number)
DUPAGE COUNTY—Con.						
73	Business services—Con.					
737	Computer programming, data processing, and other computer related services -----	670	1 086 724	435 128	107 954	9 697
7371, 2, 3	Computer programming, prepackaged software, and integrated systems -----	427	636 555	275 180	68 716	5 455
7371	Computer programming services -----	304	262 333	147 758	37 993	3 191
7372	Prepackaged software -----	73	253 277	93 442	22 895	1 636
7373	Computer integrated systems -----	50	120 945	33 980	7 828	628
7374, 5, 6	Data processing services -----	69	254 848	80 752	20 378	2 328
7374, 5	Computer processing, information retrieval -----	63	(D)	(D)	(D)	GG
7376	Computer facilities management services -----	6	(D)	(D)	(D)	BB
7377, 8, 9	Computer rental and leasing, maintenance, and related services, n.e.c. -----	174	195 321	79 196	18 860	1 914
7377	Computer rental and leasing -----	16	(D)	(D)	(D)	CC
7378	Computer maintenance and repair -----	42	75 359	31 241	7 729	864
7379	Computer related services, n.e.c. -----	116	(D)	(D)	(D)	FF
738	Miscellaneous business services -----	420	480 770	122 110	28 069	6 105
7381, 2	Detective agencies and protective services -----	65	101 840	52 537	13 072	3 150
7381	Detective, guard, and armored car services -----	49	53 606	34 572	8 565	2 514
7382	Security systems services -----	16	48 234	17 965	4 507	636
7383	News syndicates -----	3	(D)	(D)	(D)	AA
7384	Photofinishing laboratories* -----	31	(D)	(D)	(D)	CC
7389	Business services, n.e.c. -----	321	371 292	67 294	14 426	2 835
7389 pt.	Sign painting shops -----	14	4 566	1 704	385	65
7389 pt.	Interior designing -----	46	17 256	4 096	939	188
7389 pt.	Telephone answering services -----	15	6 236	2 504	575	221
7389 pt.	Other business services -----	246	343 234	58 990	12 527	2 361
75	Automotive repair, services, and parking -----	591	371 419	93 693	22 068	4 179
751	Automotive rental and leasing, without drivers -----	50	146 109	25 889	6 061	949
7513	Truck rental and leasing, without drivers -----	27	59 357	10 215	2 517	348
7514, 5	Passenger car rental and leasing -----	23	86 752	15 674	3 544	601
7514	Passenger car rental -----	20	(D)	(D)	(D)	FF
7515	Passenger car leasing -----	3	(D)	(D)	(D)	AA
7519	Utility trailer and recreational vehicle rental -----	-	-	-	-	-
752	Automobile parking -----	4	(D)	(D)	(D)	AA
753	Automotive repair shops -----	437	193 291	57 117	13 386	2 310
7532	Top, body, and upholstery repair shops and paint shops -----	135	70 393	23 382	5 510	871
7532 pt.	Top and body repair shops -----	128	67 153	22 707	5 357	838
7532 pt.	Paint shops -----	7	3 240	675	153	33
7538	General automotive repair shops -----	209	74 152	19 638	4 576	863
7538 pt.	General automotive repair shops, except diesel -----	192	66 379	17 224	4 026	764
7538 pt.	Diesel repair shops -----	17	7 773	2 414	550	99
7533, 4, 6, 7, 9	Other automotive repair shops -----	93	48 746	14 097	3 300	576
7533	Automotive exhaust system repair shops -----	30	13 474	3 093	723	140
7534	Tire retreading and repair shops -----	3	7 667	1 881	402	91
7536	Automotive glass replacement shops -----	17	9 992	2 789	689	105
7537	Automotive transmission repair shops -----	22	10 392	4 159	907	126
7539	Automotive repair shops, n.e.c. -----	21	7 221	2 175	579	114
7539 pt.	Radiator repair -----	6	2 169	742	179	38
7539 pt.	Brake, front end, and wheel alignment -----	6	2 635	841	252	38
7539 pt.	Automotive electrical and fuel system services -----	6	(D)	(D)	(D)	BB
7539 pt.	Other automotive repair shops, n.e.c. -----	3	(D)	(D)	(D)	AA
754	Automotive services, except repair -----	100	(D)	(D)	(D)	FF
7542	Carwashes -----	36	(D)	(D)	(D)	EE
7549	Automotive services, except repair and carwashes -----	64	22 456	7 267	1 786	524
76	Miscellaneous repair services -----	330	233 315	79 682	19 390	3 088
762	Electrical repair shops -----	103	112 224	39 268	9 898	1 491
7622	Radio and television repair shops -----	37	29 914	11 005	2 899	450
7623, 9	Other electrical and electronic repair shops -----	66	82 310	28 263	6 999	1 041
7623	Refrigeration and air-conditioning service and repair shops -----	10	16 135	6 323	1 461	190
7629	Electrical and electronic repair shops, n.e.c. -----	56	66 175	21 940	5 538	851
763	Watch, clock, and jewelry repair -----	7	763	183	40	25
764	Reupholstery and furniture repair -----	24	8 464	2 929	604	160
769	Miscellaneous repair and related services -----	196	111 864	37 302	8 848	1 412
7692	Welding repair -----	12	3 401	1 162	247	46
7694	Armature rewinding shops -----	9	5 947	1 941	477	56
7699	Repair shops and related services, n.e.c. -----	175	102 516	34 199	8 124	1 310
78, 79, 84	Amusement and recreation services, including motion pictures and museums -----	341	231 794	54 197	12 226	3 936
781, 2	Motion picture production, distribution, and services -----	52	35 166	6 705	1 698	235
783	Motion picture theaters -----	22	21 391	4 381	1 058	346
7832	Motion picture theaters, except drive-in -----	20	(D)	(D)	(D)	EE
7833	Drive-in motion picture theaters -----	2	(D)	(D)	(D)	AA
784	Video tape rental -----	67	25 440	3 858	938	494
792	Theatrical producers (except motion picture), bands, orchestras, and entertainers -----	25	27 109	8 371	1 936	189
7922	Theatrical producers (except motion picture) and miscellaneous theatrical services -----	9	(D)	(D)	(D)	CC
7929	Bands, orchestras, actors, and other entertainers and entertainment groups -----	16	(D)	(D)	(D)	BB
793	Bowling centers -----	20	19 489	5 959	1 488	605

Table 6. Summary Statistics for Firms Subject to Federal Income Tax for Counties With 350 Establishments or More: 1992 — Con.

[Includes only establishments with payroll. For meaning of abbreviations and symbols, see introductory text. For explanation of terms and comparability of 1987 and 1992 censuses, see appendix A. For information on geographic areas followed by ▲, see appendix F]

SIC code	Geographic area and kind of business or operation	Establishments (number)	Receipts (\$1,000)	Annual payroll (\$1,000)	First-quarter payroll (\$1,000)	Paid employees for pay period including March 12 (number)
DUPAGE COUNTY—Con.						
78, 79, 84	Amusement and recreation services, including motion pictures and museums—Con.					
79 ex. 792, 3, 84	Commercial sports and other amusement and recreation services, including museums -----	155	103 199	24 923	5 108	2 067
794	Commercial sports -----	13	(D)	(D)	(D)	BB
7941	Professional sports clubs, managers, promoters -----	3	(D)	(D)	(D)	BB
7948	Racing, including track operation -----	10	1 860	566	108	37
79 ex. 792, 3, 4, 84	Other amusement and recreation services, including museums ----	142	(D)	(D)	(D)	GG
791	Dance studios, schools, and halls -----	12	(D)	(D)	(D)	BB
7991	Physical fitness facilities -----	28	20 117	4 848	1 207	663
7992	Public golf courses -----	8	7 015	1 480	264	109
7993	Coin-operated amusement devices -----	11	3 114	393	94	26
7996	Amusement parks -----	2	(D)	(D)	(D)	AA
7997	Membership sports and recreation clubs -----	27	31 458	11 466	2 208	838
7999, 84	Amusement and recreation services, including museums, n.e.c. -	54	(D)	(D)	(D)	EE
7999 pt.	Concession operators of amusement devices and rides -----	1	(D)	(D)	(D)	AA
7999 pt., 84	Carnivals, circuses, and fairs -----	—	(D)	(D)	(D)	—
	Other recreation and amusements, including museums -----	53	(D)	(D)	(D)	EE
80	Health services -----	1 770	1 172 261	521 584	101 756	14 350
801	Offices and clinics of doctors of medicine -----	795	622 234	323 950	57 010	5 368
8011 pt.	Offices of doctors of medicine -----	768	584 873	315 659	55 015	5 072
8011 pt.	General medical clinics -----	27	37 361	8 291	1 995	296
802	Offices and clinics of dentists -----	496	157 504	59 338	12 642	2 508
803	Offices and clinics of doctors of osteopathy -----	13	(D)	(D)	(D)	BB
804	Offices and clinics of other health practitioners -----	309	90 062	31 476	6 673	1 230
8041	Offices and clinics of chiropractors -----	121	22 028	5 880	1 299	350
8042	Offices and clinics of optometrists -----	56	20 909	5 849	1 265	261
8043	Offices and clinics of podiatrists -----	34	10 370	3 996	695	135
8049	Offices and clinics of health practitioners, n.e.c. -----	98	36 755	15 751	3 414	484
805	Nursing and personal care facilities -----	28	98 690	42 735	10 073	2 687
8051	Skilled nursing care facilities -----	24	92 856	40 158	9 473	2 523
8052	Intermediate care facilities -----	2	(D)	(D)	(D)	CC
8059	Nursing and personal care facilities, n.e.c. -----	2	(D)	(D)	(D)	BB
806	Hospitals -----	1	(D)	(D)	(D)	CC
8062	General medical and surgical hospitals -----	—	(D)	(D)	(D)	—
8063, 9	Specialty hospitals -----	1	(D)	(D)	(D)	CC
807, 8, 9	Other health services -----	128	172 338	56 119	13 430	2 260
807	Medical and dental laboratories -----	53	78 206	23 056	5 545	767
8071	Medical laboratories -----	24	67 944	18 187	4 406	570
8072	Dental laboratories -----	29	10 262	4 869	1 139	197
808	Home health care services -----	29	53 998	21 322	5 193	1 138
809	Miscellaneous health and allied services, n.e.c. -----	46	40 134	11 741	2 692	355
8092	Kidney dialysis centers -----	2	(D)	(D)	(D)	BB
8093	Specialty outpatient facilities, n.e.c. -----	21	7 969	2 857	588	88
8099	Health and allied services, n.e.c. -----	23	(D)	(D)	(D)	CC
81	Legal services -----	470	160 783	64 216	12 900	1 785
823, 4, 9	Selected educational services -----	85	82 897	28 692	7 266	822
823	Libraries -----	—	—	—	—	—
824	Vocational schools -----	28	62 491	23 201	6 001	504
829	Schools and educational services, n.e.c. -----	57	20 406	5 491	1 265	318
83	Social services -----	185	60 173	24 006	5 889	2 176
835	Child day care services -----	128	34 231	14 297	3 344	1 603
832, 3, 6, 9	Other social services -----	57	25 942	9 709	2 545	573
87 ex. 8733	Engineering, accounting, research, management, and related services (except noncommercial research organizations) -----	1 373	1 544 799	517 848	121 880	15 525
871	Engineering, architectural, and surveying services -----	374	334 339	146 852	33 474	3 657
8711	Engineering services -----	264	283 831	123 905	28 498	3 043
8712	Architectural services -----	84	37 489	15 583	3 469	391
8713	Surveying services -----	26	13 019	7 364	1 507	223
872	Accounting, auditing, and bookkeeping services -----	390	224 488	78 468	18 482	2 595
873 ex. 8733	Research, development, and testing services (except noncommercial research organizations) -----	86	236 784	115 813	28 355	3 078
8731	Commercial physical and biological research -----	16	(D)	(D)	(D)	GG
8732	Commercial economic, sociological, and educational research ----	41	42 338	17 126	3 829	838
8734	Testing laboratories -----	29	(D)	(D)	(D)	EE
874	Management and public relations services -----	523	749 188	176 715	41 569	6 195
8741	Management services -----	110	562 014	103 522	26 335	4 384
8742	Management consulting services -----	297	143 307	58 919	12 188	1 402
8743	Public relations services -----	27	(D)	(D)	(D)	BB
8744	Facilities support management services -----	1	(D)	(D)	(D)	AA
8748	Business consulting services, n.e.c. -----	88	37 368	12 266	2 581	332
89	Services, n.e.c. -----	75	(D)	(D)	(D)	FF

Table 6. Summary Statistics for Firms Subject to Federal Income Tax for Counties With 350 Establishments or More: 1992 — Con.

[Includes only establishments with payroll. For meaning of abbreviations and symbols, see introductory text. For explanation of terms and comparability of 1987 and 1992 censuses, see appendix A. For information on geographic areas followed by ▲, see appendix F]

SIC code	Geographic area and kind of business or operation	Establishments (number)	Receipts (\$1,000)	Annual payroll (\$1,000)	First-quarter payroll (\$1,000)	Paid employees for pay period including March 12 (number)
KANE COUNTY						
	Total	2 385	1 177 951	481 271	102 533	20 854
70 ex. 704	Hotels, rooming houses, camps, and other lodging places (except membership lodging)	17	9 947	2 605	558	292
7011	Hotels and motels	17	9 947	2 605	558	292
7011 pt.	Hotels	7	3 825	1 010	184	120
7011 pt.	Hotels, 25 guestrooms or more	6	(D)	(D)	(D)	CC
7011 pt.	Hotels, less than 25 guestrooms	1	(D)	(D)	(D)	AA
7011 pt.	Motels, motor hotels, and tourist courts	10	6 122	1 595	374	172
7011 pt.	Motels, tourist courts	8	(D)	(D)	(D)	BB
7011 pt.	Motor hotels	2	(D)	(D)	(D)	BB
702, 3	Other lodging places	—	—	—	—	—
702	Rooming and boarding houses	—	—	—	—	—
703	Camps and recreational vehicle parks	—	—	—	—	—
72	Personal services	273	65 107	23 785	5 511	2 198
721	Laundry, cleaning, and garment services	85	24 847	9 408	2 123	737
7211	Power laundries, family and commercial*	6	7 229	3 227	722	222
7213	Linen supply*	2	(D)	(D)	(D)	BB
7215	Coin-operated laundries and drycleaning	24	2 556	672	179	104
7216	Drycleaning plants, except rug cleaning*	30	9 525	3 704	833	304
7217	Carpet and upholstery cleaning	16	3 135	1 195	241	68
7218	Industrial laundriers*	1	(D)	(D)	(D)	AA
7212, 9	Other laundry, cleaning, and garment services*	6	(D)	(D)	(D)	AA
7212	Garment pressing, and agents for laundries and drycleaners	2	(D)	(D)	(D)	AA
7219	Laundry and garment services, n.e.c.*	4	(D)	(D)	(D)	AA
722	Photographic studios, portrait	26	9 652	2 444	444	209
723, 4	Beauty and barber shops	114	14 812	6 743	1 598	624
723	Beauty shops	110	14 542	6 640	1 582	613
724	Barber shops	4	270	103	16	11
725	Shoe repair shops and shoeshine parlors	2	(D)	(D)	(D)	AA
726	Funeral service and crematories	15	8 699	2 712	598	121
729	Miscellaneous personal services	31	(D)	(D)	(D)	FF
7291	Tax return preparation services	8	1 897	1 011	421	346
7299	Miscellaneous personal services, n.e.c.	23	(D)	(D)	(D)	CC
73	Business services	473	276 939	91 848	20 828	5 763
731	Advertising	30	10 184	2 851	483	91
7311	Advertising agencies	23	6 380	2 153	319	55
7312	Outdoor advertising services	1	(D)	(D)	(D)	AA
7313	Radio, television, publishers' advertising representatives	2	(D)	(D)	(D)	AA
7319	Advertising, n.e.c.	4	(D)	(D)	(D)	BB
732	Consumer credit reporting agencies, mercantile reporting agencies, and adjustment and collection agencies	5	(D)	(D)	(D)	CC
7322	Adjustment and collection services	4	(D)	(D)	(D)	CC
7323	Credit reporting services	1	(D)	(D)	(D)	AA
733	Mailing, reproduction, commercial art and photography, and stenographic services	62	23 242	6 759	1 579	306
7331	Direct mail advertising services	9	6 732	2 078	506	103
7334	Photocopying and duplicating services	4	(D)	(D)	(D)	BB
7335, 6	Commercial photography, art, and graphics	36	11 427	2 828	581	95
7335	Commercial photography	8	568	109	43	8
7336	Commercial art and graphic design	28	10 859	2 719	538	87
7338	Secretarial and court reporting services	13	(D)	(D)	(D)	BB
734	Services to dwellings and other buildings	113	23 145	10 639	2 417	1 046
7342	Disinfecting and pest control services	6	2 959	1 235	275	56
7349	Building cleaning and maintenance services, n.e.c.	107	20 186	9 404	2 142	990
735	Miscellaneous equipment rental and leasing	30	42 889	10 254	2 432	382
7352	Medical equipment rental and leasing	1	(D)	(D)	(D)	AA
7353	Heavy construction equipment rental and leasing	4	(D)	(D)	(D)	AA
7359	Equipment rental and leasing, n.e.c.	25	41 377	9 854	2 368	361
736	Personnel supply services	47	41 372	25 427	5 882	2 178
7361	Employment agencies	18	8 962	4 157	1 222	164
7363	Help supply services	29	32 410	21 270	4 660	2 014
7363 pt.	Temporary help supply	26	30 142	19 682	4 294	1 966
7363 pt.	Help supply, except temporary	3	2 268	1 588	366	48
737	Computer programming, data processing, and other computer related services	80	44 693	13 501	3 011	362
7371, 2, 3	Computer programming, prepackaged software, and integrated systems	50	32 421	8 510	1 769	220
7371	Computer programming services	38	8 725	4 436	944	98
7372	Prepackaged software	7	(D)	(D)	(D)	CC
7373	Computer integrated systems	5	(D)	(D)	(D)	BB
7374, 5, 6	Data processing services	11	4 321	2 456	635	70
7374, 5	Computer processing, information retrieval	10	(D)	(D)	(D)	BB
7376	Computer facilities management services	1	(D)	(D)	(D)	AA
7377, 8, 9	Computer rental and leasing, maintenance, and related services, n.e.c.	19	7 951	2 535	607	72
7377	Computer rental and leasing	—	—	—	—	—
7378	Computer maintenance and repair	5	(D)	(D)	(D)	BB
7379	Computer related services, n.e.c.	14	(D)	(D)	(D)	BB

Table 6. Summary Statistics for Firms Subject to Federal Income Tax for Counties With 350 Establishments or More: 1992 — Con.

[Includes only establishments with payroll. For meaning of abbreviations and symbols, see introductory text. For explanation of terms and comparability of 1987 and 1992 censuses, see appendix A. For information on geographic areas followed by ▲, see appendix F]

SIC code	Geographic area and kind of business or operation	Establishments (number)	Receipts (\$1,000)	Annual payroll (\$1,000)	First-quarter payroll (\$1,000)	Paid employees for pay period including March 12 (number)
KANE COUNTY — Con.						
73	Business services—Con.					
738	Miscellaneous business services	106	(D)	(D)	(D)	GG
7381, 2	Detective agencies and protective services	13	3 284	1 440	421	105
7381	Detective, guard, and armored car services	10	2 705	1 279	392	101
7382	Security systems services	3	579	161	29	4
7383	News syndicates	—	—	—	—	—
7384	Photofinishing laboratories*	7	(D)	(D)	(D)	EE
7389	Business services, n.e.c.	86	(D)	(D)	(D)	FF
7389 pt.	Sign painting shops	4	1 266	208	42	13
7389 pt.	Interior designing	7	1 532	240	60	16
7389 pt.	Telephone answering services	5	1 919	980	253	78
7389 pt.	Other business services	70	(D)	(D)	(D)	FF
75	Automotive repair, services, and parking	227	95 613	24 986	6 123	1 226
751	Automotive rental and leasing, without drivers	7	10 160	1 742	626	47
7513	Truck rental and leasing, without drivers	5	(D)	(D)	(D)	BB
7514, 5	Passenger car rental and leasing	2	(D)	(D)	(D)	BB
7514	Passenger car rental	1	(D)	(D)	(D)	AA
7515	Passenger car leasing	1	(D)	(D)	(D)	AA
7519	Utility trailer and recreational vehicle rental	—	—	—	—	—
752	Automobile parking	—	—	—	—	—
753	Automotive repair shops	187	75 613	20 286	4 756	853
7532	Top, body, and upholstery repair shops and paint shops	50	29 935	7 644	1 803	310
7532 pt.	Top and body repair shops	48	(D)	(D)	(D)	EE
7532 pt.	Paint shops	2	(D)	(D)	(D)	AA
7538	General automotive repair shops	93	30 715	8 480	1 955	365
7538 pt.	General automotive repair shops, except diesel	87	27 970	7 399	1 698	329
7538 pt.	Diesel repair shops	6	2 745	1 081	257	36
7533, 4, 6, 7, 9	Other automotive repair shops	44	14 963	4 162	998	178
7533	Automotive exhaust system repair shops	19	7 237	1 865	408	77
7534	Tire retreading and repair shops	1	(D)	(D)	(D)	AA
7536	Automotive glass replacement shops	7	2 650	596	154	25
7537	Automotive transmission repair shops	7	1 773	516	138	24
7539	Automotive repair shops, n.e.c.	10	(D)	(D)	(D)	BB
7539 pt.	Radiator repair	2	(D)	(D)	(D)	AA
7539 pt.	Brake, front end, and wheel alignment	3	1 382	436	117	18
7539 pt.	Automotive electrical and fuel system services	4	(D)	(D)	(D)	AA
7539 pt.	Other automotive repair shops, n.e.c.	1	(D)	(D)	(D)	AA
754	Automotive services, except repair	33	9 840	2 958	741	326
7542	Carwashes	17	4 900	1 591	385	215
7549	Automotive services, except repair and carwashes	16	4 940	1 367	356	111
76	Miscellaneous repair services	111	33 594	10 260	2 396	463
762	Electrical repair shops	22	8 431	3 090	650	123
7622	Radio and television repair shops	8	1 764	543	129	28
7623, 9	Other electrical and electronic repair shops	14	6 667	2 547	521	95
7623	Refrigeration and air-conditioning service and repair shops	2	(D)	(D)	(D)	BB
7629	Electrical and electronic repair shops, n.e.c.	12	(D)	(D)	(D)	BB
763	Watch, clock, and jewelry repair	2	(D)	(D)	(D)	AA
764	Reupholstery and furniture repair	15	1 470	405	79	34
769	Miscellaneous repair and related services	72	(D)	(D)	(D)	EE
7692	Welding repair	8	2 649	454	101	13
7694	Armature rewinding shops	2	(D)	(D)	(D)	BB
7699	Repair shops and related services, n.e.c.	62	(D)	(D)	(D)	EE
78, 79, 84	Amusement and recreation services, including motion pictures and museums	138	81 211	28 753	3 779	1 234
781, 2	Motion picture production, distribution, and services	14	4 603	1 831	363	55
783	Motion picture theaters	10	8 101	1 297	310	132
7832	Motion picture theaters, except drive-in	10	8 101	1 297	310	132
7833	Drive-in motion picture theaters	—	—	—	—	—
784	Video tape rental	25	8 583	1 346	283	184
792	Theatrical producers (except motion picture), bands, orchestras, and entertainers	7	1 858	360	85	34
7922	Theatrical producers (except motion picture) and miscellaneous theatrical services	3	(D)	(D)	(D)	BB
7929	Bands, orchestras, actors, and other entertainers and entertainment groups	4	(D)	(D)	(D)	AA
793	Bowling centers	7	2 912	755	212	79
79 ex. 792, 3, 84	Commercial sports and other amusement and recreation services, including museums	75	55 154	23 164	2 526	750
794	Commercial sports	5	(D)	(D)	(D)	BB
7941	Professional sports clubs, managers, promoters	2	(D)	(D)	(D)	AA
7948	Racing, including track operation	3	(D)	(D)	(D)	AA
79 ex. 792, 3, 4; 84	Other amusement and recreation services, including museums	70	(D)	(D)	(D)	FF
791	Dance studios, schools, and halls	6	614	155	37	40
7991	Physical fitness facilities	13	2 402	883	208	130
7992	Public golf courses	2	(D)	(D)	(D)	AA
7993	Coin-operated amusement devices	8	4 448	620	167	36
7996	Amusement parks	4	(D)	(D)	(D)	CC
7997	Membership sports and recreation clubs	10	6 083	1 683	307	104
7999, 84	Amusement and recreation services, including museums, n.e.c.	27	(D)	(D)	(D)	EE
7999 pt.	Concession operators of amusement devices and rides	1	(D)	(D)	(D)	AA
7999 pt.	Carnivals, circuses, and fairs	2	(D)	(D)	(D)	AA
7999 pt., 84	Other recreation and amusements, including museums	24	(D)	(D)	(D)	EE

Table 6. Summary Statistics for Firms Subject to Federal Income Tax for Counties With 350 Establishments or More: 1992 — Con.

[Includes only establishments with payroll. For meaning of abbreviations and symbols, see introductory text. For explanation of terms and comparability of 1987 and 1992 censuses, see appendix A. For information on geographic areas followed by ▲, see appendix F]

SIC code	Geographic area and kind of business or operation	Establishments (number)	Receipts (\$1,000)	Annual payroll (\$1,000)	First-quarter payroll (\$1,000)	Paid employees for pay period including March 12 (number)
KANE COUNTY—Con.						
80	Health services	572	357 089	179 817	36 100	5 439
801	Offices and clinics of doctors of medicine	246	219 416	120 827	22 279	2 268
8011 pt.	Offices of doctors of medicine	242	(D)	(D)	(D)	GG
8011 pt.	General medical clinics	4	(D)	(D)	(D)	BB
802	Offices and clinics of dentists	181	55 857	22 727	4 687	923
803	Offices and clinics of doctors of osteopathy	1	(D)	(D)	(D)	AA
804	Offices and clinics of other health practitioners	93	20 192	6 444	1 607	308
8041	Offices and clinics of chiropractors	47	10 117	2 633	635	164
8042	Offices and clinics of optometrists	18	4 558	1 189	280	63
8043	Offices and clinics of podiatrists	12	1 934	573	130	32
8049	Offices and clinics of health practitioners, n.e.c.	16	3 583	2 049	562	49
805	Nursing and personal care facilities	14	32 896	14 714	3 538	1 153
8051	Skilled nursing care facilities	8	(D)	(D)	(D)	FF
8052	Intermediate care facilities	6	(D)	(D)	(D)	EE
8059	Nursing and personal care facilities, n.e.c.	—	—	—	—	—
806	Hospitals	1	(D)	(D)	(D)	BB
8062	General medical and surgical hospitals	—	—	—	—	—
8063, 9	Specialty hospitals	1	(D)	(D)	(D)	BB
807, 8, 9	Other health services	36	(D)	(D)	(D)	FF
807	Medical and dental laboratories	12	7 705	3 770	1 283	156
8071	Medical laboratories	5	5 859	2 906	1 068	110
8072	Dental laboratories	7	1 846	864	215	46
808	Home health care services	11	7 637	4 255	1 098	448
809	Miscellaneous health and allied services, n.e.c.	13	(D)	(D)	(D)	CC
8092	Kidney dialysis centers	1	(D)	(D)	(D)	AA
8093	Specialty outpatient facilities, n.e.c.	9	4 647	2 826	594	55
8099	Health and allied services, n.e.c.	3	(D)	(D)	(D)	BB
81	Legal services	185	65 816	26 829	5 612	752
823, 4, 9	Selected educational services	15	3 290	1 302	378	104
823	Libraries	—	—	—	—	—
824	Vocational schools	3	(D)	(D)	(D)	BB
829	Schools and educational services, n.e.c.	12	(D)	(D)	(D)	BB
83	Social services	48	11 267	4 501	1 095	456
835	Child day care services	28	6 539	3 128	736	326
832, 3, 6, 9	Other social services	20	4 728	1 373	359	130
87 ex. 8733	Engineering, accounting, research, management, and related services (except noncommercial research organizations)	306	169 678	84 211	19 693	2 855
871	Engineering, architectural, and surveying services	99	43 127	21 719	4 869	612
8711	Engineering services	53	28 699	14 470	3 172	393
8712	Architectural services	30	9 922	4 568	1 052	123
8713	Surveying services	16	4 506	2 681	645	96
872	Accounting, auditing, and bookkeeping services	107	77 933	42 462	10 314	1 408
873 ex. 8733	Research, development, and testing services (except noncommercial research organizations)	13	18 633	6 314	1 482	268
8731	Commercial physical and biological research	2	(D)	(D)	(D)	AA
8732	Commercial economic, sociological, and educational research	6	(D)	(D)	(D)	CC
8734	Testing laboratories	5	(D)	(D)	(D)	CC
874	Management and public relations services	87	29 985	13 716	3 028	567
8741	Management services	15	10 159	6 598	1 519	360
8742	Management consulting services	48	15 302	5 673	1 138	112
8743	Public relations services	3	239	48	6	1
8744	Facilities support management services	—	—	—	—	—
8748	Business consulting services, n.e.c.	21	4 285	1 397	365	94
89	Services, n.e.c.	20	8 400	2 374	460	72
KANKAKEE COUNTY (Coextensive with Kankakee, IL PMSA; see table 7a.)						
LAKE COUNTY						
	Total	4 262	2 886 785	1 056 192	226 698	39 363
70 ex. 704	Hotels, rooming houses, camps, and other lodging places (except membership lodging)	57	91 196	22 834	5 364	1 902
7011	Hotels and motels	47	87 235	22 142	5 261	1 876
7011 pt.	Hotels	22	71 340	18 424	4 466	1 476
7011 pt.	Hotels, 25 guestrooms or more	18	70 747	18 355	4 452	1 468
7011 pt.	Hotels, less than 25 guestrooms	4	593	69	14	8
7011 pt.	Motels, motor hotels, and tourist courts	25	15 895	3 718	795	400
7011 pt.	Motels, tourist courts	19	(D)	(D)	(D)	EE
7011 pt.	Motor hotels	6	(D)	(D)	(D)	BB
702, 3	Other lodging places	10	3 961	692	103	26
702	Rooming and boarding houses	2	(D)	(D)	(D)	AA
703	Camps and recreational vehicle parks	8	(D)	(D)	(D)	BB

Table 6. Summary Statistics for Firms Subject to Federal Income Tax for Counties With 350 Establishments or More: 1992 — Con.

[Includes only establishments with payroll. For meaning of abbreviations and symbols, see introductory text. For explanation of terms and comparability of 1987 and 1992 censuses, see appendix A. For information on geographic areas followed by ▲, see appendix F]

SIC code	Geographic area and kind of business or operation	Establishments (number)	Receipts (\$1,000)	Annual payroll (\$1,000)	First-quarter payroll (\$1,000)	Paid employees for pay period including March 12 (number)
LAKE COUNTY — Con.						
72	Personal services	456	101 991	34 421	7 963	2 613
721	Laundry, cleaning, and garment services	139	35 789	10 582	2 340	695
7211	Power laundries, family and commercial*	2	(D)	(D)	(D)	AA
7213	Linen supply*	4	4 647	2 068	398	105
7215	Coin-operated laundries and drycleaning	28	3 136	551	117	68
7216	Drycleaning plants, except rug cleaning*	65	19 887	5 839	1 351	391
7217	Carpet and upholstery cleaning	14	3 619	1 219	267	58
7218	Industrial launderers*	2	(D)	(D)	(D)	AA
7212, 9	Other laundry, cleaning, and garment services*	24	(D)	(D)	(D)	BB
7212	Garment pressing, and agents for laundries and drycleaners	14	1 783	229	53	25
7219	Laundry and garment services, n.e.c.*	10	(D)	(D)	(D)	BB
722	Photographic studios, portrait	31	12 292	2 820	624	184
723, 4	Beauty and barber shops	208	31 990	15 506	3 588	1 237
723	Beauty shops	197	30 744	15 041	3 475	1 194
724	Barber shops	11	1 246	465	113	43
725	Shoe repair shops and shoeshine parlors	2	(D)	(D)	(D)	AA
726	Funeral service and crematories	16	8 827	1 688	379	58
729	Miscellaneous personal services	60	(D)	(D)	(D)	EE
7291	Tax return preparation services	14	2 198	869	369	235
7299	Miscellaneous personal services, n.e.c.	46	(D)	(D)	(D)	CC
73	Business services	904	654 682	221 964	49 658	10 788
731	Advertising	66	36 940	12 555	3 211	318
7311	Advertising agencies	52	21 837	6 817	1 499	194
7312	Outdoor advertising services	2	(D)	(D)	(D)	AA
7313	Radio, television, publishers' advertising representatives	6	3 814	1 625	348	37
7319	Advertising, n.e.c.	6	(D)	(D)	(D)	BB
732	Consumer credit reporting agencies, mercantile reporting agencies, and adjustment and collection agencies	12	3 357	1 917	400	63
7322	Adjustment and collection services	10	(D)	(D)	(D)	BB
7323	Credit reporting services	2	(D)	(D)	(D)	AA
733	Mailing, reproduction, commercial art and photography, and stenographic services	98	37 271	10 531	2 309	390
7331	Direct mail advertising services	14	11 343	1 607	450	81
7334	Photocopying and duplicating services	5	3 360	1 047	260	36
7335, 6	Commercial photography, art, and graphics	60	20 673	7 151	1 450	206
7335	Commercial photography	13	4 055	1 026	179	26
7336	Commercial art and graphic design	47	16 618	6 125	1 271	180
7338	Secretarial and court reporting services	19	1 895	726	149	67
734	Services to dwellings and other buildings	147	51 143	24 927	5 861	2 184
7342	Disinfecting and pest control services	16	3 759	1 502	277	58
7349	Building cleaning and maintenance services, n.e.c.	131	47 384	23 425	5 584	2 126
735	Miscellaneous equipment rental and leasing	50	105 903	11 302	2 702	436
7352	Medical equipment rental and leasing	2	(D)	(D)	(D)	AA
7353	Heavy construction equipment rental and leasing	7	(D)	(D)	(D)	BB
7359	Equipment rental and leasing, n.e.c.	41	99 942	9 742	2 312	384
736	Personnel supply services	95	81 834	54 406	11 685	4 168
7361	Employment agencies	43	12 514	5 915	1 152	300
7363	Help supply services	52	69 320	48 491	10 533	3 868
7363 pt.	Temporary help supply	45	67 782	47 585	10 332	3 826
7363 pt.	Help supply, except temporary	7	1 538	906	201	42
737	Computer programming, data processing, and other computer related services	206	160 733	57 277	12 830	1 190
7371, 2, 3	Computer programming, prepackaged software, and integrated systems	135	73 645	32 796	7 215	642
7371	Computer programming services	106	44 822	23 629	5 042	416
7372	Prepackaged software	15	(D)	(D)	(D)	BB
7373	Computer integrated systems	14	(D)	(D)	(D)	CC
7374, 5, 6	Data processing services	17	21 126	5 844	1 430	131
7374, 5	Computer processing, information retrieval	17	21 126	5 844	1 430	131
7376	Computer facilities management services	—	—	—	—	—
7377, 8, 9	Computer rental and leasing, maintenance, and related services, n.e.c.	54	65 962	18 637	4 185	417
7377	Computer rental and leasing	6	(D)	(D)	(D)	AA
7378	Computer maintenance and repair	12	11 335	7 493	1 836	201
7379	Computer related services, n.e.c.	36	(D)	(D)	(D)	CC
738	Miscellaneous business services	230	177 501	49 049	10 660	2 039
7381, 2	Detective agencies and protective services	25	13 811	7 141	1 825	372
7381	Detective, guard, and armored car services	19	10 216	5 881	1 527	323
7382	Security systems services	6	3 595	1 260	298	49
7383	News syndicates	1	(D)	(D)	(D)	AA
7384	Photofinishing laboratories*	14	(D)	(D)	(D)	BB
7389	Business services, n.e.c.	190	(D)	(D)	(D)	GG
7389 pt.	Sign painting shops	7	(D)	(D)	(D)	AA
7389 pt.	Interior designing	27	5 234	1 006	236	49
7389 pt.	Telephone answering services	7	1 140	550	132	44
7389 pt.	Other business services	149	151 046	39 412	8 290	1 517

Table 6. Summary Statistics for Firms Subject to Federal Income Tax for Counties With 350 Establishments or More: 1992 — Con.

[Includes only establishments with payroll. For meaning of abbreviations and symbols, see introductory text. For explanation of terms and comparability of 1987 and 1992 censuses, see appendix A. For information on geographic areas followed by ▲, see appendix F]

SIC code	Geographic area and kind of business or operation	Establishments (number)	Receipts (\$1,000)	Annual payroll (\$1,000)	First-quarter payroll (\$1,000)	Paid employees for pay period including March 12 (number)
LAKE COUNTY — Con.						
75	Automotive repair, services, and parking	334	162 150	46 561	10 940	2 087
751	Automotive rental and leasing, without drivers	20	10 403	1 602	368	76
7513	Truck rental and leasing, without drivers	5	6 655	936	199	33
7514, 5	Passenger car rental and leasing	15	3 748	666	169	43
7514	Passenger car rental	9	2 676	436	116	28
7515	Passenger car leasing	6	1 072	230	53	15
7519	Utility trailer and recreational vehicle rental	—	—	—	—	—
752	Automobile parking	—	—	—	—	—
753	Automotive repair shops	251	130 434	38 619	9 016	1 492
7532	Top, body, and upholstery repair shops and paint shops	83	55 723	16 939	4 055	610
7532 pt.	Top and body repair shops	77	53 820	16 245	3 900	589
7532 pt.	Paint shops	6	1 903	694	155	21
7538	General automotive repair shops	111	43 193	12 216	2 825	532
7538 pt.	General automotive repair shops, except diesel	105	36 730	9 909	2 252	465
7538 pt.	Diesel repair shops	6	6 463	2 307	573	67
7533, 4, 6, 7, 9	Other automotive repair shops	57	31 518	9 464	2 136	350
7533	Automotive exhaust system repair shops	20	9 625	2 442	545	90
7534	Tire retreading and repair shops	3	(D)	(D)	(D)	AA
7536	Automotive glass replacement shops	4	(D)	(D)	(D)	AA
7537	Automotive transmission repair shops	12	10 977	4 198	938	147
7539	Automotive repair shops, n.e.c.	18	7 713	2 227	496	85
7539 pt.	Radiator repair	10	3 124	900	208	39
7539 pt.	Brake, front end, and wheel alignment	3	2 834	1 009	217	25
7539 pt.	Automotive electrical and fuel system services	5	1 755	318	71	21
7539 pt.	Other automotive repair shops, n.e.c.	—	—	—	—	—
754	Automotive services, except repair	63	21 313	6 340	1 556	519
7542	Carwashes	37	7 938	2 431	605	271
7549	Automotive services, except repair and carwashes	26	13 375	3 909	951	248
76	Miscellaneous repair services	147	45 486	12 909	2 921	591
762	Electrical repair shops	43	14 369	4 877	1 132	229
7622	Radio and television repair shops	16	1 842	506	124	35
7623, 9	Other electrical and electronic repair shops	27	12 527	4 371	1 008	194
7623	Refrigeration and air-conditioning service and repair shops	5	1 322	327	75	10
7629	Electrical and electronic repair shops, n.e.c.	22	11 205	4 044	933	184
763	Watch, clock, and jewelry repair	1	(D)	(D)	(D)	AA
764	Reupholstery and furniture repair	18	2 061	466	119	41
769	Miscellaneous repair and related services	85	(D)	(D)	(D)	EE
7692	Welding repair	6	5 700	1 633	340	49
7694	Armature rewinding shops	2	(D)	(D)	(D)	AA
7699	Repair shops and related services, n.e.c.	77	(D)	(D)	(D)	EE
78, 79, 84	Amusement and recreation services, including motion pictures and museums	269	275 670	83 186	12 339	3 673
781, 2	Motion picture production, distribution, and services	20	27 361	6 420	1 461	319
783	Motion picture theaters	12	13 704	2 281	540	206
7832	Motion picture theaters, except drive-in	10	(D)	(D)	(D)	CC
7833	Drive-in motion picture theaters	2	(D)	(D)	(D)	AA
784	Video tape rental	54	13 146	2 791	638	289
792	Theatrical producers (except motion picture), bands, orchestras, and entertainers	25	12 922	3 011	593	116
7922	Theatrical producers (except motion picture) and miscellaneous theatrical services	8	(D)	(D)	(D)	BB
7929	Bands, orchestras, actors, and other entertainers and entertainment groups	17	(D)	(D)	(D)	BB
793	Bowling centers	23	12 138	3 733	1 068	396
79 ex. 792, 3; 84	Commercial sports and other amusement and recreation services, including museums	135	196 399	64 950	8 039	2 347
794	Commercial sports	6	(D)	(D)	(D)	CC
7941	Professional sports clubs, managers, promoters	2	(D)	(D)	(D)	CC
7948	Racing, including track operation	4	(D)	(D)	(D)	BB
79 ex. 792, 3, 4; 84	Other amusement and recreation services, including museums	129	(D)	(D)	(D)	GG
791	Dance studios, schools, and halls	11	1 495	378	89	37
7991	Physical fitness facilities	28	20 870	5 872	1 379	586
7992	Public golf courses	13	20 199	5 482	911	221
7993	Coin-operated amusement devices	7	940	150	25	14
7996	Amusement parks	2	(D)	(D)	(D)	FF
7997	Membership sports and recreation clubs	18	9 524	3 584	532	214
7999, 84	Amusement and recreation services, including museums, n.e.c.	50	(D)	(D)	(D)	EE
7999 pt.	Concession operators of amusement devices and rides	2	(D)	(D)	(D)	AA
7999 pt.	Carnivals, circuses, and fairs	—	—	—	—	—
7999 pt., 84	Other recreation and amusements, including museums	48	(D)	(D)	(D)	EE

Table 6. Summary Statistics for Firms Subject to Federal Income Tax for Counties With 350 Establishments or More: 1992 — Con.

[Includes only establishments with payroll. For meaning of abbreviations and symbols, see introductory text. For explanation of terms and comparability of 1987 and 1992 censuses, see appendix A. For information on geographic areas followed by ▲, see appendix F]

SIC code	Geographic area and kind of business or operation	Establishments (number)	Receipts (\$1,000)	Annual payroll (\$1,000)	First-quarter payroll (\$1,000)	Paid employees for pay period including March 12 (number)
LAKE COUNTY — Con.						
80	Health services	972	760 147	355 518	73 897	9 569
801	Offices and clinics of doctors of medicine	450	343 800	186 436	35 834	3 097
8011 pt.	Offices of doctors of medicine	439	329 775	181 166	34 751	2 939
8011 pt.	General medical clinics	11	14 025	5 270	1 083	158
802	Offices and clinics of dentists	280	94 152	40 029	8 924	1 518
803	Offices and clinics of doctors of osteopathy	9	(D)	(D)	(D)	BB
804	Offices and clinics of other health practitioners	144	44 976	15 341	3 144	608
8041	Offices and clinics of chiropractors	51	11 278	2 954	644	165
8042	Offices and clinics of optometrists	28	10 477	3 151	675	151
8043	Offices and clinics of podiatrists	25	6 848	2 647	489	86
8049	Offices and clinics of health practitioners, n.e.c.	40	16 373	6 589	1 336	206
805	Nursing and personal care facilities	21	91 690	37 308	8 543	2 195
8051	Skilled nursing care facilities	16	77 844	31 521	7 108	1 834
8052	Intermediate care facilities	3	(D)	(D)	(D)	CC
8059	Nursing and personal care facilities, n.e.c.	2	(D)	(D)	(D)	CC
806	Hospitals	2	(D)	(D)	(D)	FF
8062	General medical and surgical hospitals	—	—	—	—	—
8063, 9	Specialty hospitals	2	(D)	(D)	(D)	FF
807, 8, 9	Other health services	66	(D)	(D)	(D)	GG
807	Medical and dental laboratories	32	25 542	8 813	2 105	322
8071	Medical laboratories	15	21 246	6 492	1 642	248
8072	Dental laboratories	17	4 296	2 321	463	74
808	Home health care services	16	71 931	36 639	9 170	970
809	Miscellaneous health and allied services, n.e.c.	18	(D)	(D)	(D)	CC
8092	Kidney dialysis centers	1	(D)	(D)	(D)	AA
8093	Specialty outpatient facilities, n.e.c.	12	(D)	(D)	(D)	CC
8099	Health and allied services, n.e.c.	5	(D)	(D)	(D)	AA
81	Legal services	263	91 228	35 340	7 551	973
823, 4, 9	Selected educational services	47	14 330	5 891	1 654	308
823	Libraries	—	—	—	—	—
824	Vocational schools	9	1 712	729	188	60
829	Schools and educational services, n.e.c.	38	12 618	5 162	1 466	248
83	Social services	79	19 599	8 153	1 923	845
835	Child day care services	57	13 801	6 602	1 575	752
832, 3, 6, 9	Other social services	22	5 798	1 551	348	93
87 ex. 8733	Engineering, accounting, research, management, and related services (except noncommercial research organizations)	690	660 681	225 783	51 853	5 934
871	Engineering, architectural, and surveying services	170	138 565	59 516	14 559	1 435
8711	Engineering services	90	99 572	43 142	10 958	977
8712	Architectural services	64	34 554	14 111	3 108	369
8713	Surveying services	16	4 439	2 263	493	89
872	Accounting, auditing, and bookkeeping services	170	46 694	18 153	4 014	905
873 ex. 8733	Research, development, and testing services (except noncommercial research organizations)	49	84 158	24 558	5 623	506
8731	Commercial physical and biological research	7	(D)	(D)	(D)	BB
8732	Commercial economic, sociological, and educational research	35	68 660	18 622	4 349	379
8734	Testing laboratories	7	(D)	(D)	(D)	BB
874	Management and public relations services	301	391 264	123 556	27 657	3 088
8741	Management services	58	38 449	12 950	3 167	422
8742	Management consulting services	191	335 485	105 705	23 718	2 548
8743	Public relations services	18	(D)	(D)	(D)	BB
8744	Facilities support management services	1	(D)	(D)	(D)	AA
8748	Business consulting services, n.e.c.	33	8 715	3 094	421	56
89	Services, n.e.c.	44	9 625	3 632	635	80
LA SALLE COUNTY						
	Total	697	235 423	84 404	18 920	5 156
70 ex. 704	Hotels, rooming houses, camps, and other lodging places (except membership lodging)	23	12 065	2 960	635	325
7011	Hotels and motels	17	11 556	2 825	629	321
7011 pt.	Hotels	6	6 269	1 659	372	184
7011 pt.	Motels, motor hotels, and tourist courts	11	5 287	1 166	257	137
702, 3	Other lodging places	6	509	135	6	4

Table 6. Summary Statistics for Firms Subject to Federal Income Tax for Counties With 350 Establishments or More: 1992 — Con.

[Includes only establishments with payroll. For meaning of abbreviations and symbols, see introductory text. For explanation of terms and comparability of 1987 and 1992 censuses, see appendix A. For information on geographic areas followed by ▲, see appendix F]

SIC code	Geographic area and kind of business or operation	Establishments (number)	Receipts (\$1,000)	Annual payroll (\$1,000)	First-quarter payroll (\$1,000)	Paid employees for pay period including March 12 (number)
LA SALLE COUNTY — Con.						
72	Personal services	99	21 426	6 913	1 334	550
721	Laundry, cleaning, and garment services	27	5 299	1 472	326	146
7211	Power laundries, family and commercial*	2	(D)	(D)	(D)	BB
7213	Linen supply*	—	—	—	—	—
7215	Coin-operated laundries and drycleaning	6	461	48	11	24
7216	Drycleaning plants, except rug cleaning*	7	904	250	38	23
7217	Carpet and upholstery cleaning	6	324	95	20	8
7218	Industrial laundriers*	2	(D)	(D)	(D)	BB
7212, 9	Other laundry, cleaning, and garment services*	4	(D)	(D)	(D)	AA
722	Photographic studios, portrait	10	6 449	2 771	371	137
723, 4	Beauty and barber shops	38	3 172	1 148	277	151
723	Beauty shops	38	3 172	1 148	277	151
724	Barber shops	—	—	—	—	—
725	Shoe repair shops and shoeshine parlors	1	(D)	(D)	(D)	AA
726	Funeral service and crematories	16	4 591	920	228	54
729	Miscellaneous personal services	7	(D)	(D)	(D)	BB
73	Business services	77	35 502	15 287	3 704	1 135
731	Advertising	5	1 271	346	79	22
732	Consumer credit reporting agencies, mercantile reporting agencies, and adjustment and collection agencies	5	2 521	680	163	34
733	Mailing, reproduction, commercial art and photography, and stenographic services	6	3 994	439	86	36
734	Services to dwellings and other buildings	23	4 400	2 082	467	222
735	Miscellaneous equipment rental and leasing	11	4 387	1 050	244	57
736	Personnel supply services	4	6 196	4 637	1 163	496
737	Computer programming, data processing, and other computer related services	4	(D)	(D)	(D)	AA
7371, 2, 3	Computer programming, prepackaged software, and integrated systems	1	(D)	(D)	(D)	AA
7374, 5, 6	Data processing services	1	(D)	(D)	(D)	AA
7377, 8, 9	Computer rental and leasing, maintenance, and related services, n.e.c.	2	(D)	(D)	(D)	AA
738	Miscellaneous business services	19	(D)	(D)	(D)	EE
75	Automotive repair, services, and parking	88	20 993	4 747	1 146	333
751	Automotive rental and leasing, without drivers	—	—	—	—	—
752	Automobile parking	—	—	—	—	—
753	Automotive repair shops	74	18 380	4 116	1 003	247
7532	Top, body, and upholstery repair shops and paint shops	29	8 183	1 723	406	102
7538	General automotive repair shops	33	6 359	1 401	334	84
7533, 4, 6, 7, 9	Other automotive repair shops	12	3 838	992	263	61
754	Automotive services, except repair	14	2 613	631	143	86
76	Miscellaneous repair services	25	17 543	3 451	781	140
762	Electrical repair shops	9	3 666	1 056	241	43
7622	Radio and television repair shops	2	(D)	(D)	(D)	AA
7623, 9	Other electrical and electronic repair shops	7	(D)	(D)	(D)	BB
763	Watch, clock, and jewelry repair	—	—	—	—	—
764	Reupholstery and furniture repair	—	—	—	—	—
769	Miscellaneous repair and related services	16	13 877	2 395	540	97
78, 79, 84	Amusement and recreation services, including motion pictures and museums	63	13 372	2 854	605	406
781, 2	Motion picture production, distribution, and services	—	—	—	—	—
783	Motion picture theaters	5	(D)	(D)	(D)	BB
784	Video tape rental	14	2 770	611	156	103
792	Theatrical producers (except motion picture), bands, orchestras, and entertainers	1	(D)	(D)	(D)	AA
793	Bowling centers	9	(D)	(D)	(D)	BB
79 ex. 792, 3, 84	Commercial sports and other amusement and recreation services, including museums	34	6 506	1 421	225	162
80	Health services	186	74 979	30 373	6 463	1 564
801	Offices and clinics of doctors of medicine	75	28 896	12 813	2 532	397
802	Offices and clinics of dentists	49	13 772	4 842	965	244
803	Offices and clinics of doctors of osteopathy	6	1 284	436	99	20
804	Offices and clinics of other health practitioners	37	7 255	1 721	398	107
805	Nursing and personal care facilities	9	15 972	7 610	1 846	700
806	Hospitals	—	—	—	—	—
807, 8, 9	Other health services	10	7 800	2 951	623	96
81	Legal services	57	17 396	7 480	1 405	276
823, 4, 9	Selected educational services	5	(D)	(D)	(D)	BB
83	Social services	12	(D)	(D)	(D)	BB
835	Child day care services	6	(D)	(D)	(D)	BB
832, 3, 6, 9	Other social services	6	750	277	72	23

Table 6. Summary Statistics for Firms Subject to Federal Income Tax for Counties With 350 Establishments or More: 1992 — Con.

[Includes only establishments with payroll. For meaning of abbreviations and symbols, see introductory text. For explanation of terms and comparability of 1987 and 1992 censuses, see appendix A. For information on geographic areas followed by ▲, see appendix F]

SIC code	Geographic area and kind of business or operation	Establishments (number)	Receipts (\$1,000)	Annual payroll (\$1,000)	First-quarter payroll (\$1,000)	Paid employees for pay period including March 12 (number)
LA SALLE COUNTY — Con.						
87 ex. 8733	Engineering, accounting, research, management, and related services (except noncommercial research organizations) -----	61	19 902	9 303	2 621	317
871	Engineering, architectural, and surveying services -----	18	11 440	5 443	1 800	137
872	Accounting, auditing, and bookkeeping services -----	30	5 018	2 165	526	110
873 ex. 8733	Research, development, and testing services (except noncommercial research organizations) -----	3	442	189	45	11
874	Management and public relations services -----	10	3 002	1 506	250	59
89	Services, n.e.c. -----	1	(D)	(D)	(D)	AA
MCHENRY COUNTY						
	Total -----	1 320	554 062	185 831	41 190	9 055
70 ex. 704	Hotels, rooming houses, camps, and other lodging places (except membership lodging) -----	12	8 368	2 203	527	227
7011	Hotels and motels -----	9	(D)	(D)	(D)	CC
7011 pt.	Hotels -----	3	(D)	(D)	(D)	CC
7011 pt.	Motels, motor hotels, and tourist courts -----	6	(D)	(D)	(D)	BB
702, 3	Other lodging places -----	3	(D)	(D)	(D)	AA
72	Personal services -----	152	25 389	7 722	1 817	721
721	Laundry, cleaning, and garment services -----	44	8 119	2 372	512	250
7211	Power laundries, family and commercial* -----	3	(D)	(D)	(D)	BB
7213	Linen supply* -----	—	—	—	—	—
7215	Coin-operated laundries and drycleaning -----	10	(D)	(D)	(D)	BB
7216	Drycleaning plants, except rug cleaning* -----	15	2 545	831	163	85
7217	Carpet and upholstery cleaning -----	7	1 598	358	83	36
7218	Industrial laundries* -----	1	(D)	(D)	(D)	AA
7212, 9	Other laundry, cleaning, and garment services* -----	8	(D)	(D)	(D)	BB
722	Photographic studios, portrait -----	8	1 400	322	67	24
723, 4	Beauty and barber shops -----	67	7 371	3 016	726	298
723	Beauty shops -----	65	(D)	(D)	(D)	EE
724	Barber shops -----	2	(D)	(D)	(D)	AA
725	Shoe repair shops and shoeshine parlors -----	—	—	—	—	—
726	Funeral service and crematories -----	13	5 197	1 126	305	39
729	Miscellaneous personal services -----	20	3 302	886	207	110
73	Business services -----	241	145 501	41 740	9 949	2 404
731	Advertising -----	18	12 159	3 183	701	75
732	Consumer credit reporting agencies, mercantile reporting agencies, and adjustment and collection agencies -----	2	(D)	(D)	(D)	AA
733	Mailing, reproduction, commercial art and photography, and stenographic services -----	28	7 439	2 184	404	138
734	Services to dwellings and other buildings -----	62	8 945	4 134	1 187	531
735	Miscellaneous equipment rental and leasing -----	16	8 097	1 927	341	70
736	Personnel supply services -----	15	8 466	5 961	1 286	471
737	Computer programming, data processing, and other computer related services -----	37	23 115	8 875	2 182	329
7371, 2, 3	Computer programming, prepackaged software, and integrated systems -----	23	(D)	(D)	(D)	EE
7374, 5, 6	Data processing services -----	5	625	246	75	9
7377, 8, 9	Computer rental and leasing, maintenance, and related services, n.e.c. -----	9	(D)	(D)	(D)	AA
738	Miscellaneous business services -----	63	(D)	(D)	(D)	FF
75	Automotive repair, services, and parking -----	141	52 134	15 297	3 577	654
751	Automotive rental and leasing, without drivers -----	5	(D)	(D)	(D)	AA
752	Automobile parking -----	1	(D)	(D)	(D)	AA
753	Automotive repair shops -----	114	44 421	13 398	3 128	502
7532	Top, body, and upholstery repair shops and paint shops -----	37	17 697	6 376	1 582	229
7538	General automotive repair shops -----	57	20 820	5 428	1 163	199
7533, 4, 6, 7, 9	Other automotive repair shops -----	20	5 904	1 594	383	74
754	Automotive services, except repair -----	21	(D)	(D)	(D)	CC
76	Miscellaneous repair services -----	70	16 567	4 133	961	205
762	Electrical repair shops -----	7	4 109	912	216	36
7622	Radio and television repair shops -----	1	(D)	(D)	(D)	AA
7623, 9	Other electrical and electronic repair shops -----	6	(D)	(D)	(D)	BB
763	Watch, clock, and jewelry repair -----	1	(D)	(D)	(D)	AA
764	Reupholstery and furniture repair -----	7	(D)	(D)	(D)	AA
769	Miscellaneous repair and related services -----	55	(D)	(D)	(D)	CC
78, 79, 84	Amusement and recreation services, including motion pictures and museums -----	93	39 068	10 240	1 790	915
781, 2	Motion picture production, distribution, and services -----	4	(D)	(D)	(D)	AA
783	Motion picture theaters -----	5	(D)	(D)	(D)	BB
784	Video tape rental -----	19	4 485	775	167	124
792	Theatrical producers (except motion picture), bands, orchestras, and entertainers -----	3	(D)	(D)	(D)	AA
793	Bowling centers -----	10	(D)	(D)	(D)	BB
79 ex. 792, 3, 84	Commercial sports and other amusement and recreation services, including museums -----	52	25 708	7 721	1 213	589

Table 6. Summary Statistics for Firms Subject to Federal Income Tax for Counties With 350 Establishments or More: 1992 — Con.

[Includes only establishments with payroll. For meaning of abbreviations and symbols, see introductory text. For explanation of terms and comparability of 1987 and 1992 censuses, see appendix A. For information on geographic areas followed by ▲, see appendix F]

SIC code	Geographic area and kind of business or operation	Establishments (number)	Receipts (\$1,000)	Annual payroll (\$1,000)	First-quarter payroll (\$1,000)	Paid employees for pay period including March 12 (number)
MCHEMRY COUNTY—Con.						
80	Health services	296	134 566	59 314	13 202	2 392
801	Offices and clinics of doctors of medicine	112	60 758	30 109	6 405	681
802	Offices and clinics of dentists	93	27 293	10 295	2 289	492
803	Offices and clinics of doctors of osteopathy	3	(D)	(D)	(D)	BB
804	Offices and clinics of other health practitioners	62	(D)	(D)	(D)	CC
805	Nursing and personal care facilities	6	17 907	7 760	1 814	541
806	Hospitals	1	(D)	(D)	(D)	BB
807, 8, 9	Other health services	19	(D)	(D)	(D)	EE
81	Legal services	85	28 243	9 973	2 249	339
823, 4, 9	Selected educational services	5	535	170	38	36
83	Social services	32	6 383	2 627	631	303
835	Child day care services	25	4 576	2 175	533	257
832, 3, 6, 9	Other social services	7	1 807	452	98	46
87 ex. 8733	Engineering, accounting, research, management, and related services (except noncommercial research organizations)	183	94 075	31 665	6 361	844
871	Engineering, architectural, and surveying services	56	58 677	18 643	3 817	441
872	Accounting, auditing, and bookkeeping services	58	17 439	5 420	949	158
873 ex. 8733	Research, development, and testing services (except noncommercial research organizations)	5	2 326	1 189	257	20
874	Management and public relations services	64	15 633	6 413	1 338	225
89	Services, n.e.c.	10	3 233	747	88	15
MCLEAN COUNTY (Coextensive with Bloomington–Normal, IL MSA; see table 7a.)						
MACON COUNTY (Coextensive with Decatur, IL MSA; see table 7a.)						
MADISON COUNTY						
	Total	1 502	635 832	225 304	49 268	11 630
70 ex. 704	Hotels, rooming houses, camps, and other lodging places (except membership lodging)	32	18 466	4 347	1 048	591
7011	Hotels and motels	29	18 205	4 307	1 043	587
7011 pt.	Hotels	14	12 348	3 213	826	414
7011 pt.	Motels, motor hotels, and tourist courts	15	5 857	1 094	217	173
702, 3	Other lodging places	3	261	40	5	4
72	Personal services	213	44 103	12 860	3 138	1 218
721	Laundry, cleaning, and garment services	63	16 695	4 613	1 081	398
7211	Power laundries, family and commercial*	—	—	—	—	—
7213	Linen supply*	1	(D)	(D)	(D)	BB
7215	Coin-operated laundries and drycleaning	25	(D)	(D)	(D)	BB
7216	Drycleaning plants, except rug cleaning*	24	3 916	1 451	335	156
7217	Carpet and upholstery cleaning	7	(D)	(D)	(D)	AA
7218	Industrial laundriers*	3	(D)	(D)	(D)	CC
7212, 9	Other laundry, cleaning, and garment services*	3	(D)	(D)	(D)	AA
722	Photographic studios, portrait	17	(D)	(D)	(D)	BB
723, 4	Beauty and barber shops	80	7 368	3 295	744	336
723	Beauty shops	76	(D)	(D)	(D)	EE
724	Barber shops	4	(D)	(D)	(D)	AA
725	Shoe repair shops and shoeshine parlors	2	(D)	(D)	(D)	AA
726	Funeral service and crematories	25	10 679	2 579	660	148
729	Miscellaneous personal services	26	(D)	(D)	(D)	EE
73	Business services	150	41 029	14 023	3 037	1 103
731	Advertising	6	2 338	869	213	36
732	Consumer credit reporting agencies, mercantile reporting agencies, and adjustment and collection agencies	4	(D)	(D)	(D)	BB
733	Mailing, reproduction, commercial art and photography, and stenographic services	9	(D)	(D)	(D)	BB
734	Services to dwellings and other buildings	41	6 440	2 659	577	291
735	Miscellaneous equipment rental and leasing	27	(D)	(D)	(D)	CC
736	Personnel supply services	8	(D)	(D)	(D)	EE
737	Computer programming, data processing, and other computer related services	22	(D)	(D)	(D)	BB
7371, 2, 3	Computer programming, prepackaged software, and integrated systems	13	(D)	(D)	(D)	BB
7374, 5, 6	Data processing services	3	(D)	(D)	(D)	BB
7377, 8, 9	Computer rental and leasing, maintenance, and related services, n.e.c.	6	(D)	(D)	(D)	AA
738	Miscellaneous business services	33	(D)	(D)	(D)	EE

Table 6. Summary Statistics for Firms Subject to Federal Income Tax for Counties With 350 Establishments or More: 1992 — Con.

[Includes only establishments with payroll. For meaning of abbreviations and symbols, see introductory text. For explanation of terms and comparability of 1987 and 1992 censuses, see appendix A. For information on geographic areas followed by ▲, see appendix F]

SIC code	Geographic area and kind of business or operation	Establishments (number)	Receipts (\$1,000)	Annual payroll (\$1,000)	First-quarter payroll (\$1,000)	Paid employees for pay period including March 12 (number)
MADISON COUNTY — Con.						
75	Automotive repair, services, and parking	180	59 238	14 130	3 528	850
751	Automotive rental and leasing, without drivers	1	(D)	(D)	(D)	AA
752	Automobile parking	3	(D)	(D)	(D)	AA
753	Automotive repair shops	143	50 940	11 767	3 009	642
7532	Top, body, and upholstery repair shops and paint shops	51	(D)	(D)	(D)	CC
7538	General automotive repair shops	58	26 987	4 793	1 331	296
7533, 4, 6, 7, 9	Other automotive repair shops	34	(D)	(D)	(D)	CC
754	Automotive services, except repair	33	6 829	1 952	398	185
76	Miscellaneous repair services	77	36 361	10 641	2 083	420
762	Electrical repair shops	21	7 661	1 918	382	85
7622	Radio and television repair shops	6	1 543	458	113	27
7623, 9	Other electrical and electronic repair shops	15	6 118	1 460	269	58
763	Watch, clock, and jewelry repair	1	(D)	(D)	(D)	AA
764	Reupholstery and furniture repair	8	590	160	19	13
769	Miscellaneous repair and related services	47	(D)	(D)	(D)	EE
78, 79, 84	Amusement and recreation services, including motion pictures and museums	121	119 127	24 792	6 626	1 739
781, 2	Motion picture production, distribution, and services	1	(D)	(D)	(D)	AA
783	Motion picture theaters	6	2 143	352	81	67
784	Video tape rental	31	6 706	1 331	294	162
792	Theatrical producers (except motion picture), bands, orchestras, and entertainers	4	(D)	(D)	(D)	AA
793	Bowling centers	14	6 551	1 791	485	234
79 ex. 792, 3; 84	Commercial sports and other amusement and recreation services, including museums	65	103 596	21 293	5 758	1 271
80	Health services	431	200 454	93 172	19 341	3 784
801	Offices and clinics of doctors of medicine	182	103 655	53 449	10 250	1 142
802	Offices and clinics of dentists	122	30 431	11 817	2 435	519
803	Offices and clinics of doctors of osteopathy	1	(D)	(D)	(D)	AA
804	Offices and clinics of other health practitioners	75	17 054	6 147	1 349	324
805	Nursing and personal care facilities	14	31 808	13 892	3 349	1 212
806	Hospitals	—	—	—	—	—
807, 8, 9	Other health services	37	(D)	(D)	(D)	FF
81	Legal services	128	64 383	27 158	5 136	767
823, 4, 9	Selected educational services	9	(D)	(D)	(D)	BB
83	Social services	43	(D)	(D)	(D)	CC
835	Child day care services	33	3 405	1 523	357	181
832, 3, 6, 9	Other social services	10	(D)	(D)	(D)	BB
87 ex. 8733	Engineering, accounting, research, management, and related services (except noncommercial research organizations)	116	45 980	21 499	4 708	883
871	Engineering, architectural, and surveying services	32	(D)	(D)	(D)	CC
872	Accounting, auditing, and bookkeeping services	50	(D)	(D)	(D)	CC
873 ex. 8733	Research, development, and testing services (except noncommercial research organizations)	5	(D)	(D)	(D)	BB
874	Management and public relations services	29	17 280	8 646	1 754	359
89	Services, n.e.c.	2	(D)	(D)	(D)	AA
PEORIA COUNTY						
	Total	1 354	897 942	375 516	80 015	16 716
70 ex. 704	Hotels, rooming houses, camps, and other lodging places (except membership lodging)	21	(D)	(D)	(D)	GG
7011	Hotels and motels	20	53 621	16 342	3 901	1 651
7011 pt.	Hotels	13	44 101	11 712	2 811	1 317
7011 pt.	Motels, motor hotels, and tourist courts	7	9 520	4 630	1 090	334
702, 3	Other lodging places	1	(D)	(D)	(D)	AA
72	Personal services	145	33 659	11 444	2 799	1 135
721	Laundry, cleaning, and garment services	34	11 337	3 977	939	308
7211	Power laundries, family and commercial*	—	—	—	—	—
7213	Linen supply*	1	(D)	(D)	(D)	AA
7215	Coin-operated laundries and drycleaning	7	(D)	(D)	(D)	BB
7216	Drycleaning plants, except rug cleaning*	15	6 527	2 866	698	210
7217	Carpet and upholstery cleaning	7	(D)	(D)	(D)	BB
7218	Industrial launderers*	1	(D)	(D)	(D)	AA
7212, 9	Other laundry, cleaning, and garment services*	3	(D)	(D)	(D)	AA
722	Photographic studios, portrait	13	3 434	615	137	65
723, 4	Beauty and barber shops	66	8 634	3 666	791	363
723	Beauty shops	65	(D)	(D)	(D)	EE
724	Barber shops	1	(D)	(D)	(D)	BB
725	Shoe repair shops and shoeshine parlors	2	(D)	(D)	(D)	AA
726	Funeral service and crematories	10	5 978	1 712	440	80
729	Miscellaneous personal services	20	(D)	(D)	(D)	EE

Table 6. Summary Statistics for Firms Subject to Federal Income Tax for Counties With 350 Establishments or More: 1992 — Con.

[Includes only establishments with payroll. For meaning of abbreviations and symbols, see introductory text. For explanation of terms and comparability of 1987 and 1992 censuses, see appendix A. For information on geographic areas followed by ▲, see appendix F]

SIC code	Geographic area and kind of business or operation	Establishments (number)	Receipts (\$1,000)	Annual payroll (\$1,000)	First-quarter payroll (\$1,000)	Paid employees for pay period including March 12 (number)
PEORIA COUNTY — Con.						
73	Business services	248	218 683	84 329	19 930	5 014
731	Advertising	12	34 689	14 435	3 708	701
732	Consumer credit reporting agencies, mercantile reporting agencies, and adjustment and collection agencies	8	(D)	(D)	(D)	BB
733	Mailing, reproduction, commercial art and photography, and stenographic services	38	49 061	17 735	4 216	690
734	Services to dwellings and other buildings	47	19 086	10 709	2 174	1 045
735	Miscellaneous equipment rental and leasing	31	21 987	6 173	1 413	252
736	Personnel supply services	24	(D)	(D)	(D)	GG
737	Computer programming, data processing, and other computer related services	30	(D)	(D)	(D)	EE
7371, 2, 3	Computer programming, prepackaged software, and integrated systems	8	4 698	3 028	715	89
7374, 5, 6	Data processing services	11	9 168	2 084	493	119
7377, 8, 9	Computer rental and leasing, maintenance, and related services, n.e.c.	11	(D)	(D)	(D)	BB
738	Miscellaneous business services	58	36 705	9 178	2 201	662
75	Automotive repair, services, and parking	116	46 579	11 292	2 799	769
751	Automotive rental and leasing, without drivers	7	(D)	(D)	(D)	BB
752	Automobile parking	10	(D)	(D)	(D)	CC
753	Automotive repair shops	77	31 100	7 843	1 977	394
7532	Top, body, and upholstery repair shops and paint shops	24	9 191	2 316	554	109
7538	General automotive repair shops	34	7 295	2 291	577	133
7533, 4, 6, 7, 9	Other automotive repair shops	19	14 614	3 236	846	152
754	Automotive services, except repair	22	7 893	1 960	441	190
76	Miscellaneous repair services	60	31 890	8 638	1 972	388
762	Electrical repair shops	24	12 781	3 398	810	158
7622	Radio and television repair shops	7	(D)	(D)	(D)	BB
7623, 9	Other electrical and electronic repair shops	17	(D)	(D)	(D)	CC
763	Watch, clock, and jewelry repair	—	—	—	—	—
764	Reupholstery and furniture repair	3	(D)	(D)	(D)	BB
769	Miscellaneous repair and related services	33	(D)	(D)	(D)	CC
78, 79, 84	Amusement and recreation services, including motion pictures and museums	84	33 896	7 360	1 623	806
781, 2	Motion picture production, distribution, and services	1	(D)	(D)	(D)	AA
783	Motion picture theaters	7	(D)	(D)	(D)	CC
784	Video tape rental	25	4 742	940	241	136
792	Theatrical producers (except motion picture), bands, orchestras, and entertainers	2	(D)	(D)	(D)	BB
793	Bowling centers	7	2 620	706	222	94
79 ex. 792, 3; 84	Commercial sports and other amusement and recreation services, including museums	42	21 283	4 998	975	449
80	Health services	350	285 441	155 080	29 450	4 002
801	Offices and clinics of doctors of medicine	159	184 247	114 976	20 283	1 617
802	Offices and clinics of dentists	86	29 364	12 710	2 483	546
803	Offices and clinics of doctors of osteopathy	—	—	—	—	—
804	Offices and clinics of other health practitioners	66	14 307	4 928	1 013	243
805	Nursing and personal care facilities	10	27 198	10 215	2 495	738
806	Hospitals	—	—	—	—	—
807, 8, 9	Other health services	29	30 325	12 251	3 176	858
81	Legal services	137	83 828	35 800	6 710	884
823, 4, 9	Selected educational services	12	(D)	(D)	(D)	BB
83	Social services	48	13 603	5 951	1 390	556
835	Child day care services	22	3 775	1 812	400	268
832, 3, 6, 9	Other social services	26	9 828	4 139	990	288
87 ex. 8733	Engineering, accounting, research, management, and related services (except noncommercial research organizations)	126	91 500	37 800	9 122	1 433
871	Engineering, architectural, and surveying services	29	31 024	13 202	2 978	417
872	Accounting, auditing, and bookkeeping services	55	30 136	10 696	2 936	503
873 ex. 8733	Research, development, and testing services (except noncommercial research organizations)	13	(D)	(D)	(D)	EE
874	Management and public relations services	29	(D)	(D)	(D)	EE
89	Services, n.e.c.	7	(D)	(D)	(D)	BB

Table 6. Summary Statistics for Firms Subject to Federal Income Tax for Counties With 350 Establishments or More: 1992 — Con.

[Includes only establishments with payroll. For meaning of abbreviations and symbols, see introductory text. For explanation of terms and comparability of 1987 and 1992 censuses, see appendix A. For information on geographic areas followed by ▲, see appendix F]

SIC code	Geographic area and kind of business or operation	Establishments (number)	Receipts (\$1,000)	Annual payroll (\$1,000)	First-quarter payroll (\$1,000)	Paid employees for pay period including March 12 (number)
ROCK ISLAND COUNTY						
	Total	995	538 510	188 347	38 753	10 259
70 ex. 704	Hotels, rooming houses, camps, and other lodging places (except membership lodging)	23	(D)	(D)	(D)	EE
7011	Hotels and motels	18	(D)	(D)	(D)	EE
7011 pt.	Hotels	4	(D)	(D)	(D)	BB
7011 pt.	Motels, motor hotels, and tourist courts	14	(D)	(D)	(D)	EE
702, 3	Other lodging places	5	316	42	7	6
72	Personal services	120	31 758	10 564	2 450	794
721	Laundry, cleaning, and garment services	28	15 838	5 094	1 228	306
7211	Power laundries, family and commercial*	—	—	—	—	—
7213	Linen supply*	1	(D)	(D)	(D)	AA
7215	Coin-operated laundries and drycleaning	10	(D)	(D)	(D)	BB
7216	Drycleaning plants, except rug cleaning*	8	1 642	627	147	56
7217	Carpet and upholstery cleaning	5	(D)	(D)	(D)	BB
7218	Industrial laundriers*	2	(D)	(D)	(D)	CC
7212, 9	Other laundry, cleaning, and garment services*	2	(D)	(D)	(D)	AA
722	Photographic studios, portrait	8	(D)	(D)	(D)	BB
723, 4	Beauty and barber shops	50	5 704	2 400	556	244
723	Beauty shops	45	(D)	(D)	(D)	CC
724	Barber shops	5	(D)	(D)	(D)	AA
725	Shoe repair shops and shoeshine parlors	1	(D)	(D)	(D)	AA
726	Funeral service and crematories	14	6 187	2 111	383	89
729	Miscellaneous personal services	19	(D)	(D)	(D)	CC
73	Business services	147	87 791	36 140	7 693	2 513
731	Advertising	10	3 672	1 285	340	49
732	Consumer credit reporting agencies, mercantile reporting agencies, and adjustment and collection agencies	2	(D)	(D)	(D)	BB
733	Mailing, reproduction, commercial art and photography, and stenographic services	16	(D)	(D)	(D)	BB
734	Services to dwellings and other buildings	34	4 355	1 851	515	222
735	Miscellaneous equipment rental and leasing	20	(D)	(D)	(D)	CC
736	Personnel supply services	12	13 167	8 885	1 696	1 054
737	Computer programming, data processing, and other computer related services	17	(D)	(D)	(D)	EE
7371, 2, 3	Computer programming, prepackaged software, and integrated systems	11	(D)	(D)	(D)	CC
7374, 5, 6	Data processing services	6	(D)	(D)	(D)	CC
7377, 8, 9	Computer rental and leasing, maintenance, and related services, n.e.c.	—	—	—	—	—
738	Miscellaneous business services	36	(D)	(D)	(D)	FF
75	Automotive repair, services, and parking	117	41 415	8 543	2 023	538
751	Automotive rental and leasing, without drivers	12	14 669	1 746	429	96
752	Automobile parking	—	—	—	—	—
753	Automotive repair shops	82	(D)	(D)	(D)	EE
7532	Top, body, and upholstery repair shops and paint shops	23	6 317	1 440	368	88
7538	General automotive repair shops	38	10 421	2 522	583	141
7533, 4, 6, 7, 9	Other automotive repair shops	21	(D)	(D)	(D)	CC
754	Automotive services, except repair	23	(D)	(D)	(D)	CC
76	Miscellaneous repair services	47	19 051	6 932	1 661	361
762	Electrical repair shops	18	(D)	(D)	(D)	CC
7622	Radio and television repair shops	3	(D)	(D)	(D)	AA
7623, 9	Other electrical and electronic repair shops	15	(D)	(D)	(D)	CC
763	Watch, clock, and jewelry repair	1	(D)	(D)	(D)	AA
764	Reupholstery and furniture repair	7	647	112	25	11
769	Miscellaneous repair and related services	21	(D)	(D)	(D)	CC
78, 79, 84	Amusement and recreation services, including motion pictures and museums	63	98 912	12 798	2 110	1 488
781, 2	Motion picture production, distribution, and services	2	(D)	(D)	(D)	AA
783	Motion picture theaters	4	(D)	(D)	(D)	BB
784	Video tape rental	12	4 944	1 152	294	156
792	Theatrical producers (except motion picture), bands, orchestras, and entertainers	1	(D)	(D)	(D)	AA
793	Bowling centers	6	(D)	(D)	(D)	BB
79 ex. 792, 3, 84	Commercial sports and other amusement and recreation services, including museums	38	86 887	10 147	1 426	1 156
80	Health services	287	162 957	73 736	13 957	2 654
801	Offices and clinics of doctors of medicine	131	84 230	43 573	7 388	906
802	Offices and clinics of dentists	68	19 600	8 239	1 658	329
803	Offices and clinics of doctors of osteopathy	4	(D)	(D)	(D)	AA
804	Offices and clinics of other health practitioners	52	(D)	(D)	(D)	CC
805	Nursing and personal care facilities	9	(D)	(D)	(D)	FF
806	Hospitals	—	—	—	—	—
807, 8, 9	Other health services	23	(D)	(D)	(D)	FF
81	Legal services	75	31 672	12 984	2 637	425
823, 4, 9	Selected educational services	6	914	325	75	28

Table 6. Summary Statistics for Firms Subject to Federal Income Tax for Counties With 350 Establishments or More: 1992 — Con.

[Includes only establishments with payroll. For meaning of abbreviations and symbols, see introductory text. For explanation of terms and comparability of 1987 and 1992 censuses, see appendix A. For information on geographic areas followed by ▲, see appendix F]

SIC code	Geographic area and kind of business or operation	Establishments (number)	Receipts (\$1,000)	Annual payroll (\$1,000)	First-quarter payroll (\$1,000)	Paid employees for pay period including March 12 (number)
ROCK ISLAND COUNTY — Con.						
83	Social services	20	(D)	(D)	(D)	CC
835	Child day care services	16	(D)	(D)	(D)	CC
832, 3, 6, 9	Other social services	4	1 060	446	121	22
87 ex. 8733	Engineering, accounting, research, management, and related services (except noncommercial research organizations)	86	46 876	21 246	5 041	953
871	Engineering, architectural, and surveying services	23	(D)	(D)	(D)	EE
872	Accounting, auditing, and bookkeeping services	36	11 246	4 201	1 115	227
873 ex. 8733	Research, development, and testing services (except noncommercial research organizations)	1	(D)	(D)	(D)	CC
874	Management and public relations services	26	(D)	(D)	(D)	EE
89	Services, n.e.c.	4	(D)	(D)	(D)	AA
ST. CLAIR COUNTY						
	Total	1 466	700 613	274 349	61 410	13 102
70 ex. 704	Hotels, rooming houses, camps, and other lodging places (except membership lodging)	27	11 006	2 585	587	315
7011	Hotels and motels	25	(D)	(D)	(D)	EE
7011 pt.	Hotels	8	(D)	(D)	(D)	CC
7011 pt.	Motels, motor hotels, and tourist courts	17	(D)	(D)	(D)	CC
702, 3	Other lodging places	2	(D)	(D)	(D)	AA
72	Personal services	218	38 755	12 113	3 166	1 289
721	Laundry, cleaning, and garment services	65	8 779	2 556	564	305
7211	Power laundries, family and commercial*	1	(D)	(D)	(D)	AA
7213	Linen supply*	1	(D)	(D)	(D)	AA
7215	Coin-operated laundries and drycleaning	25	2 029	508	102	79
7216	Drycleaning plants, except rug cleaning*	23	3 965	1 364	305	150
7217	Carpet and upholstery cleaning	7	459	108	24	22
7218	Industrial laundriers*	—	—	—	—	—
7212, 9	Other laundry, cleaning, and garment services*	8	(D)	(D)	(D)	BB
722	Photographic studios, portrait	12	4 102	916	208	83
723, 4	Beauty and barber shops	86	8 133	3 192	743	328
723	Beauty shops	84	(D)	(D)	(D)	EE
724	Barber shops	2	(D)	(D)	(D)	AA
725	Shoe repair shops and shoeshine parlors	2	(D)	(D)	(D)	AA
726	Funeral service and crematories	22	9 624	2 892	893	165
729	Miscellaneous personal services	31	(D)	(D)	(D)	EE
73	Business services	198	138 431	50 366	11 948	3 166
731	Advertising	2	(D)	(D)	(D)	AA
732	Consumer credit reporting agencies, mercantile reporting agencies, and adjustment and collection agencies	2	(D)	(D)	(D)	BB
733	Mailing, reproduction, commercial art and photography, and stenographic services	15	3 083	421	119	29
734	Services to dwellings and other buildings	57	13 640	6 635	1 552	722
735	Miscellaneous equipment rental and leasing	24	17 408	4 237	932	187
736	Personnel supply services	13	12 237	8 403	2 174	1 034
737	Computer programming, data processing, and other computer related services	34	62 227	20 924	4 880	543
7371, 2, 3	Computer programming, prepackaged software, and integrated systems	22	28 400	10 556	2 475	281
7374, 5, 6	Data processing services	3	(D)	(D)	(D)	BB
7377, 8, 9	Computer rental and leasing, maintenance, and related services, n.e.c.	9	(D)	(D)	(D)	CC
738	Miscellaneous business services	51	(D)	(D)	(D)	FF
75	Automotive repair, services, and parking	198	56 138	15 083	3 627	832
751	Automotive rental and leasing, without drivers	7	3 138	533	113	22
752	Automobile parking	—	—	—	—	—
753	Automotive repair shops	159	45 488	12 488	3 019	598
7532	Top, body, and upholstery repair shops and paint shops	55	17 613	5 484	1 325	262
7538	General automotive repair shops	79	20 022	4 440	1 000	227
7533, 4, 6, 7, 9	Other automotive repair shops	25	7 853	2 564	694	109
754	Automotive services, except repair	32	7 512	2 062	495	212
76	Miscellaneous repair services	59	16 202	4 952	1 222	257
762	Electrical repair shops	15	(D)	(D)	(D)	BB
7622	Radio and television repair shops	5	(D)	(D)	(D)	AA
7623, 9	Other electrical and electronic repair shops	10	(D)	(D)	(D)	BB
763	Watch, clock, and jewelry repair	2	(D)	(D)	(D)	AA
764	Reupholstery and furniture repair	3	1 061	335	76	15
769	Miscellaneous repair and related services	39	(D)	(D)	(D)	CC

Table 6. Summary Statistics for Firms Subject to Federal Income Tax for Counties With 350 Establishments or More: 1992 — Con.

[Includes only establishments with payroll. For meaning of abbreviations and symbols, see introductory text. For explanation of terms and comparability of 1987 and 1992 censuses, see appendix A. For information on geographic areas followed by ▲, see appendix F]

SIC code	Geographic area and kind of business or operation	Establishments (number)	Receipts (\$1,000)	Annual payroll (\$1,000)	First-quarter payroll (\$1,000)	Paid employees for pay period including March 12 (number)
ST. CLAIR COUNTY — Con.						
78, 79, 84	Amusement and recreation services, including motion pictures and museums -----	104	35 085	8 171	1 702	844
781, 2	Motion picture production, distribution, and services -----	2	(D)	(D)	(D)	AA
783	Motion picture theaters -----	5	(D)	(D)	(D)	BB
784	Video tape rental -----	27	(D)	(D)	(D)	CC
792	Theatrical producers (except motion picture), bands, orchestras, and entertainers -----	2	(D)	(D)	(D)	AA
793	Bowling centers -----	5	4 576	1 411	327	139
79 ex. 792, 3; 84	Commercial sports and other amusement and recreation services, including museums -----	63	20 931	5 300	1 023	496
80	Health services -----	366	252 149	114 717	24 706	4 522
801	Offices and clinics of doctors of medicine -----	147	125 450	61 499	12 223	1 138
802	Offices and clinics of dentists -----	81	24 549	9 838	2 495	415
803	Offices and clinics of doctors of osteopathy -----	2	(D)	(D)	(D)	AA
804	Offices and clinics of other health practitioners -----	63	19 195	8 141	1 726	348
805	Nursing and personal care facilities -----	23	51 387	23 133	5 493	1 934
806	Hospitals -----	—	—	—	—	—
807, 8, 9	Other health services -----	50	(D)	(D)	(D)	FF
81	Legal services -----	129	95 753	42 715	8 534	875
823, 4, 9	Selected educational services -----	10	(D)	(D)	(D)	BB
83	Social services -----	27	3 890	1 677	400	200
835	Child day care services -----	20	(D)	(D)	(D)	CC
832, 3, 6, 9	Other social services -----	7	(D)	(D)	(D)	BB
87 ex. 8733	Engineering, accounting, research, management, and related services (except noncommercial research organizations) -----	129	51 270	21 401	5 370	743
871	Engineering, architectural, and surveying services -----	34	20 466	9 607	2 473	284
872	Accounting, auditing, and bookkeeping services -----	50	12 599	6 432	1 493	267
873 ex. 8733	Research, development, and testing services (except noncommercial research organizations) -----	8	12 924	2 739	656	107
874	Management and public relations services -----	37	5 281	2 623	748	85
89	Services, n.e.c. -----	1	(D)	(D)	(D)	BB
SANGAMON COUNTY						
	Total -----	1 408	884 602	361 110	77 942	17 394
70 ex. 704	Hotels, rooming houses, camps, and other lodging places (except membership lodging) -----	35	(D)	(D)	(D)	GG
7011	Hotels and motels -----	31	(D)	(D)	(D)	GG
7011 pt.	Hotels -----	15	34 660	11 281	2 487	1 095
7011 pt.	Motels, motor hotels, and tourist courts -----	16	(D)	(D)	(D)	EE
702, 3	Other lodging places -----	4	481	46	11	15
72	Personal services -----	172	44 265	14 518	3 475	1 163
721	Laundry, cleaning, and garment services -----	47	(D)	(D)	(D)	EE
7211	Power laundries, family and commercial* -----	3	1 236	374	90	33
7213	Linen supply* -----	2	(D)	(D)	(D)	AA
7215	Coin-operated laundries and drycleaning -----	7	(D)	(D)	(D)	BB
7216	Drycleaning plants, except rug cleaning* -----	15	4 376	1 631	383	153
7217	Carpet and upholstery cleaning -----	12	2 208	651	131	57
7218	Industrial launderers* -----	2	(D)	(D)	(D)	CC
7212, 9	Other laundry, cleaning, and garment services* -----	6	391	178	34	21
722	Photographic studios, portrait -----	10	2 282	351	71	43
723, 4	Beauty and barber shops -----	77	(D)	(D)	(D)	EE
723	Beauty shops -----	72	(D)	(D)	(D)	EE
724	Barber shops -----	5	(D)	(D)	(D)	AA
725	Shoe repair shops and shoeshine parlors -----	2	(D)	(D)	(D)	AA
726	Funeral service and crematories -----	10	(D)	(D)	(D)	BB
729	Miscellaneous personal services -----	26	(D)	(D)	(D)	CC
73	Business services -----	224	(D)	(D)	(D)	II
731	Advertising -----	11	6 503	2 619	627	98
732	Consumer credit reporting agencies, mercantile reporting agencies, and adjustment and collection agencies -----	9	7 001	2 757	629	134
733	Mailing, reproduction, commercial art and photography, and stenographic services -----	28	8 632	3 068	758	219
734	Services to dwellings and other buildings -----	49	28 795	17 573	4 697	2 731
735	Miscellaneous equipment rental and leasing -----	24	19 918	3 887	1 097	216
736	Personnel supply services -----	18	13 880	8 133	1 663	914
737	Computer programming, data processing, and other computer related services -----	40	(D)	(D)	(D)	FF
7371, 2, 3	Computer programming, prepackaged software, and integrated systems -----	20	(D)	(D)	(D)	EE
7374, 5, 6	Data processing services -----	11	4 415	1 735	373	73
7377, 8, 9	Computer rental and leasing, maintenance, and related services, n.e.c. -----	9	(D)	(D)	(D)	BB
738	Miscellaneous business services -----	45	16 720	5 914	1 420	432

Table 6. Summary Statistics for Firms Subject to Federal Income Tax for Counties With 350 Establishments or More: 1992 — Con.

[Includes only establishments with payroll. For meaning of abbreviations and symbols, see introductory text. For explanation of terms and comparability of 1987 and 1992 censuses, see appendix A. For information on geographic areas followed by ▲, see appendix F]

SIC code	Geographic area and kind of business or operation	Establishments (number)	Receipts (\$1,000)	Annual payroll (\$1,000)	First-quarter payroll (\$1,000)	Paid employees for pay period including March 12 (number)
SANGAMON COUNTY—Con.						
75	Automotive repair, services, and parking	166	44 057	12 250	2 879	749
751	Automotive rental and leasing, without drivers	9	(D)	(D)	(D)	BB
752	Automobile parking	19	(D)	(D)	(D)	BB
753	Automotive repair shops	108	33 476	9 486	2 235	440
7532	Top, body, and upholstery repair shops and paint shops	43	(D)	(D)	(D)	CC
7538	General automotive repair shops	42	(D)	(D)	(D)	CC
7533, 4, 6, 7, 9	Other automotive repair shops	23	8 223	1 941	529	98
754	Automotive services, except repair	30	5 605	1 842	426	180
76	Miscellaneous repair services	51	(D)	(D)	(D)	EE
762	Electrical repair shops	22	12 798	4 241	1 031	227
7622	Radio and television repair shops	6	1 664	301	126	17
7623, 9	Other electrical and electronic repair shops	16	11 134	3 940	905	210
763	Watch, clock, and jewelry repair	1	(D)	(D)	(D)	AA
764	Reupholstery and furniture repair	5	845	325	73	20
769	Miscellaneous repair and related services	23	(D)	(D)	(D)	BB
78, 79, 84	Amusement and recreation services, including motion pictures and museums	91	49 955	8 938	2 136	1 046
781, 2	Motion picture production, distribution, and services	3	(D)	(D)	(D)	AA
783	Motion picture theaters	8	(D)	(D)	(D)	CC
784	Video tape rental	25	(D)	(D)	(D)	CC
792	Theatrical producers (except motion picture), bands, orchestras, and entertainers	5	(D)	(D)	(D)	BB
793	Bowling centers	5	(D)	(D)	(D)	CC
79 ex. 792, 3; 84	Commercial sports and other amusement and recreation services, including museums	45	(D)	(D)	(D)	FF
80	Health services	305	315 005	146 257	30 364	4 121
801	Offices and clinics of doctors of medicine	135	(D)	(D)	(D)	GG
802	Offices and clinics of dentists	85	(D)	(D)	(D)	EE
803	Offices and clinics of doctors of osteopathy	1	(D)	(D)	(D)	AA
804	Offices and clinics of other health practitioners	40	(D)	(D)	(D)	CC
805	Nursing and personal care facilities	12	(D)	(D)	(D)	FF
806	Hospitals	1	(D)	(D)	(D)	EE
807, 8, 9	Other health services	31	(D)	(D)	(D)	EE
81	Legal services	105	(D)	(D)	(D)	FF
823, 4, 9	Selected educational services	13	(D)	(D)	(D)	BB
83	Social services	49	(D)	(D)	(D)	EE
835	Child day care services	36	(D)	(D)	(D)	EE
832, 3, 6, 9	Other social services	13	10 835	3 574	372	136
87 ex. 8733	Engineering, accounting, research, management, and related services (except noncommercial research organizations)	190	(D)	(D)	(D)	GG
871	Engineering, architectural, and surveying services	66	(D)	(D)	(D)	FF
872	Accounting, auditing, and bookkeeping services	58	(D)	(D)	(D)	FF
873 ex. 8733	Research, development, and testing services (except noncommercial research organizations)	8	(D)	(D)	(D)	BB
874	Management and public relations services	58	(D)	(D)	(D)	FF
89	Services, n.e.c.	7	(D)	(D)	(D)	BB
TAZEWELL COUNTY						
	Total	606	223 683	81 616	19 011	4 689
70 ex. 704	Hotels, rooming houses, camps, and other lodging places (except membership lodging)	9	(D)	(D)	(D)	BB
7011	Hotels and motels	8	(D)	(D)	(D)	BB
7011 pt.	Hotels	3	732	238	69	45
7011 pt.	Motels, motor hotels, and tourist courts	5	(D)	(D)	(D)	BB
702, 3	Other lodging places	1	(D)	(D)	(D)	AA
72	Personal services	96	15 701	4 750	1 140	424
721	Laundry, cleaning, and garment services	25	(D)	(D)	(D)	CC
7211	Power laundries, family and commercial*	2	(D)	(D)	(D)	AA
7213	Linen supply*	—	—	—	—	—
7215	Coin-operated laundries and drycleaning	8	(D)	(D)	(D)	BB
7216	Drycleaning plants, except rug cleaning*	9	(D)	(D)	(D)	BB
7217	Carpet and upholstery cleaning	5	(D)	(D)	(D)	AA
7218	Industrial launderers*	1	(D)	(D)	(D)	BB
7212, 9	Other laundry, cleaning, and garment services*	—	—	—	—	—
722	Photographic studios, portrait	10	(D)	(D)	(D)	BB
723, 4	Beauty and barber shops	37	4 057	1 621	372	153
723	Beauty shops	37	4 057	1 621	372	153
724	Barber shops	—	—	—	—	—
725	Shoe repair shops and shoeshine parlors	—	—	—	—	—
726	Funeral service and crematories	9	3 319	842	222	41
729	Miscellaneous personal services	15	(D)	(D)	(D)	BB

Table 6. Summary Statistics for Firms Subject to Federal Income Tax for Counties With 350 Establishments or More: 1992 — Con.

[Includes only establishments with payroll. For meaning of abbreviations and symbols, see introductory text. For explanation of terms and comparability of 1987 and 1992 censuses, see appendix A. For information on geographic areas followed by ▲, see appendix F]

SIC code	Geographic area and kind of business or operation	Establishments (number)	Receipts (\$1,000)	Annual payroll (\$1,000)	First-quarter payroll (\$1,000)	Paid employees for pay period including March 12 (number)
TAZEWELL COUNTY — Con.						
73	Business services	87	62 302	22 959	5 461	1 000
731	Advertising	6	3 176	1 011	285	43
732	Consumer credit reporting agencies, mercantile reporting agencies, and adjustment and collection agencies	2	(D)	(D)	(D)	AA
733	Mailing, reproduction, commercial art and photography, and stenographic services	4	(D)	(D)	(D)	BB
734	Services to dwellings and other buildings	28	(D)	(D)	(D)	EE
735	Miscellaneous equipment rental and leasing	10	10 087	1 746	407	68
736	Personnel supply services	3	(D)	(D)	(D)	BB
737	Computer programming, data processing, and other computer related services	18	34 273	13 758	3 428	429
7371, 2, 3	Computer programming, prepackaged software, and integrated systems	11	(D)	(D)	(D)	BB
7374, 5, 6	Data processing services	4	2 043	652	202	15
7377, 8, 9	Computer rental and leasing, maintenance, and related services, n.e.c.	3	(D)	(D)	(D)	EE
738	Miscellaneous business services	16	(D)	(D)	(D)	BB
75	Automotive repair, services, and parking	77	19 501	4 774	1 282	344
751	Automotive rental and leasing, without drivers	5	(D)	(D)	(D)	BB
752	Automobile parking	1	(D)	(D)	(D)	AA
753	Automotive repair shops	51	14 082	3 320	801	219
7532	Top, body, and upholstery repair shops and paint shops	19	5 812	1 641	406	98
7538	General automotive repair shops	24	5 251	1 149	284	85
7533, 4, 6, 7, 9	Other automotive repair shops	8	3 019	530	111	36
754	Automotive services, except repair	20	(D)	(D)	(D)	BB
76	Miscellaneous repair services	31	12 274	4 054	916	196
762	Electrical repair shops	11	4 312	1 542	371	86
7622	Radio and television repair shops	2	(D)	(D)	(D)	AA
7623, 9	Other electrical and electronic repair shops	9	(D)	(D)	(D)	BB
763	Watch, clock, and jewelry repair	—	—	—	—	—
764	Reupholstery and furniture repair	—	—	—	—	—
769	Miscellaneous repair and related services	20	7 962	2 512	545	110
78, 79, 84	Amusement and recreation services, including motion pictures and museums	61	13 457	3 217	737	394
781, 2	Motion picture production, distribution, and services	3	(D)	(D)	(D)	BB
783	Motion picture theaters	3	(D)	(D)	(D)	BB
784	Video tape rental	19	3 104	654	163	94
792	Theatrical producers (except motion picture), bands, orchestras, and entertainers	3	(D)	(D)	(D)	AA
793	Bowling centers	6	(D)	(D)	(D)	BB
79 ex. 792, 3; 84	Commercial sports and other amusement and recreation services, including museums	27	(D)	(D)	(D)	CC
80	Health services	137	67 073	29 121	6 648	1 664
801	Offices and clinics of doctors of medicine	50	22 200	10 268	2 462	331
802	Offices and clinics of dentists	45	12 437	5 347	1 007	226
803	Offices and clinics of doctors of osteopathy	4	(D)	(D)	(D)	AA
804	Offices and clinics of other health practitioners	21	3 905	1 113	268	87
805	Nursing and personal care facilities	10	(D)	(D)	(D)	FF
806	Hospitals	—	—	—	—	—
807, 8, 9	Other health services	7	3 892	1 638	344	84
81	Legal services	39	8 445	2 858	592	139
823, 4, 9	Selected educational services	3	(D)	(D)	(D)	AA
83	Social services	15	5 415	1 805	434	198
835	Child day care services	10	(D)	(D)	(D)	BB
832, 3, 6, 9	Other social services	5	(D)	(D)	(D)	CC
87 ex. 8733	Engineering, accounting, research, management, and related services (except noncommercial research organizations)	46	14 445	6 648	1 539	219
871	Engineering, architectural, and surveying services	11	(D)	(D)	(D)	BB
872	Accounting, auditing, and bookkeeping services	21	(D)	(D)	(D)	CC
873 ex. 8733	Research, development, and testing services (except noncommercial research organizations)	1	(D)	(D)	(D)	AA
874	Management and public relations services	13	(D)	(D)	(D)	BB
89	Services, n.e.c.	5	(D)	(D)	(D)	AA

Table 6. Summary Statistics for Firms Subject to Federal Income Tax for Counties With 350 Establishments or More: 1992 — Con.

[Includes only establishments with payroll. For meaning of abbreviations and symbols, see introductory text. For explanation of terms and comparability of 1987 and 1992 censuses, see appendix A. For information on geographic areas followed by ▲, see appendix F]

SIC code	Geographic area and kind of business or operation	Establishments (number)	Receipts (\$1,000)	Annual payroll (\$1,000)	First-quarter payroll (\$1,000)	Paid employees for pay period including March 12 (number)
VERMILION COUNTY						
	Total	421	216 806	73 778	15 740	4 320
70 ex. 704	Hotels, rooming houses, camps, and other lodging places (except membership lodging)	10	7 782	1 879	322	247
7011	Hotels and motels	10	7 782	1 879	322	247
7011 pt.	Hotels	3	5 399	1 534	256	201
7011 pt.	Motels, motor hotels, and tourist courts	7	2 383	345	66	46
702, 3	Other lodging places	—	—	—	—	—
72	Personal services	71	11 555	3 613	886	359
721	Laundry, cleaning, and garment services	19	4 058	1 510	374	159
7211	Power laundries, family and commercial*	5	(D)	(D)	(D)	BB
7213	Linen supply*	—	—	—	—	—
7215	Coin-operated laundries and drycleaning	6	473	134	38	25
7216	Drycleaning plants, except rug cleaning*	6	1 137	508	124	48
7217	Carpet and upholstery cleaning	2	(D)	(D)	(D)	AA
7218	Industrial laundriers*	—	—	—	—	—
7212, 9	Other laundry, cleaning, and garment services*	—	—	—	—	—
722	Photographic studios, portrait	5	765	138	36	18
723, 4	Beauty and barber shops	29	2 698	1 128	266	112
723	Beauty shops	29	2 698	1 128	266	112
724	Barber shops	—	—	—	—	—
725	Shoe repair shops and shoeshine parlors	1	(D)	(D)	(D)	AA
726	Funeral service and crematories	10	3 302	708	175	44
729	Miscellaneous personal services	7	(D)	(D)	(D)	BB
73	Business services	62	82 006	18 120	4 869	1 588
731	Advertising	3	(D)	(D)	(D)	AA
732	Consumer credit reporting agencies, mercantile reporting agencies, and adjustment and collection agencies	2	(D)	(D)	(D)	AA
733	Mailing, reproduction, commercial art and photography, and stenographic services	4	(D)	(D)	(D)	AA
734	Services to dwellings and other buildings	17	(D)	(D)	(D)	CC
735	Miscellaneous equipment rental and leasing	7	4 009	864	190	41
736	Personnel supply services	6	5 106	3 427	1 433	689
737	Computer programming, data processing, and other computer related services	4	(D)	(D)	(D)	AA
7371, 2, 3	Computer programming, prepackaged software, and integrated systems	2	(D)	(D)	(D)	AA
7374, 5, 6	Data processing services	2	(D)	(D)	(D)	AA
7377, 8, 9	Computer rental and leasing, maintenance, and related services, n.e.c.	—	—	—	—	—
738	Miscellaneous business services	19	(D)	(D)	(D)	FF
75	Automotive repair, services, and parking	59	15 641	4 067	1 016	303
751	Automotive rental and leasing, without drivers	1	(D)	(D)	(D)	AA
752	Automobile parking	—	—	—	—	—
753	Automotive repair shops	45	10 782	2 858	681	160
7532	Top, body, and upholstery repair shops and paint shops	12	3 110	930	215	48
7538	General automotive repair shops	24	4 360	1 051	261	61
7533, 4, 6, 7, 9	Other automotive repair shops	9	3 312	877	205	51
754	Automotive services, except repair	13	(D)	(D)	(D)	CC
76	Miscellaneous repair services	20	6 451	1 504	356	95
762	Electrical repair shops	9	4 174	853	202	56
7622	Radio and television repair shops	—	—	—	—	—
7623, 9	Other electrical and electronic repair shops	9	4 174	853	202	56
763	Watch, clock, and jewelry repair	—	—	—	—	—
764	Reupholstery and furniture repair	1	(D)	(D)	(D)	AA
769	Miscellaneous repair and related services	10	(D)	(D)	(D)	BB
78, 79, 84	Amusement and recreation services, including motion pictures and museums	29	7 892	1 595	391	246
781, 2	Motion picture production, distribution, and services	1	(D)	(D)	(D)	AA
783	Motion picture theaters	3	(D)	(D)	(D)	BB
784	Video tape rental	6	1 420	294	72	54
792	Theatrical producers (except motion picture), bands, orchestras, and entertainers	—	—	—	—	—
793	Bowling centers	4	(D)	(D)	(D)	BB
79 ex. 792, 3, 84	Commercial sports and other amusement and recreation services, including museums	15	4 263	815	205	121
80	Health services	102	66 834	36 108	6 395	1 190
801	Offices and clinics of doctors of medicine	54	45 247	27 320	4 240	535
802	Offices and clinics of dentists	24	6 120	1 821	415	105
803	Offices and clinics of doctors of osteopathy	—	—	—	—	—
804	Offices and clinics of other health practitioners	17	(D)	(D)	(D)	BB
805	Nursing and personal care facilities	5	11 637	5 823	1 459	482
806	Hospitals	—	—	—	—	—
807, 8, 9	Other health services	2	(D)	(D)	(D)	AA
81	Legal services	35	9 922	4 164	774	146
823, 4, 9	Selected educational services	1	(D)	(D)	(D)	AA

Table 6. Summary Statistics for Firms Subject to Federal Income Tax for Counties With 350 Establishments or More: 1992 — Con.

[Includes only establishments with payroll. For meaning of abbreviations and symbols, see introductory text. For explanation of terms and comparability of 1987 and 1992 censuses, see appendix A. For information on geographic areas followed by ▲, see appendix F]

SIC code	Geographic area and kind of business or operation	Establishments (number)	Receipts (\$1,000)	Annual payroll (\$1,000)	First-quarter payroll (\$1,000)	Paid employees for pay period including March 12 (number)
VERMILION COUNTY — Con.						
83	Social services	7	(D)	(D)	(D)	AA
835	Child day care services	4	(D)	(D)	(D)	AA
832, 3, 6, 9	Other social services	3	240	73	17	11
87 ex. 8733	Engineering, accounting, research, management, and related services (except noncommercial research organizations)	25	8 412	2 636	711	132
871	Engineering, architectural, and surveying services	4	414	238	63	10
872	Accounting, auditing, and bookkeeping services	14	6 602	1 782	526	92
873 ex. 8733	Research, development, and testing services (except noncommercial research organizations)	—	—	—	—	—
874	Management and public relations services	7	1 396	616	122	30
89	Services, n.e.c.	—	—	—	—	—
WILL COUNTY						
	Total	1 881	1 025 997	373 038	79 159	19 331
70 ex. 704	Hotels, rooming houses, camps, and other lodging places (except membership lodging)	27	13 782	3 053	639	303
7011	Hotels and motels	23	11 848	2 578	564	283
7011 pt.	Hotels	11	7 128	1 659	380	184
7011 pt.	Motels, motor hotels, and tourist courts	12	4 720	919	184	99
702, 3	Other lodging places	4	1 934	475	75	20
72	Personal services	229	42 361	12 947	2 942	1 195
721	Laundry, cleaning, and garment services	71	15 401	4 719	1 114	447
7211	Power laundries, family and commercial*	1	(D)	(D)	(D)	BB
7213	Linen supply*	—	—	—	—	—
7215	Coin-operated laundries and drycleaning	18	2 727	492	118	64
7216	Drycleaning plants, except rug cleaning*	28	6 143	1 552	376	180
7217	Carpet and upholstery cleaning	17	2 095	668	139	44
7218	Industrial laundriers*	1	(D)	(D)	(D)	BB
7212, 9	Other laundry, cleaning, and garment services*	6	(D)	(D)	(D)	BB
722	Photographic studios, portrait	13	4 128	820	177	71
723, 4	Beauty and barber shops	100	10 442	4 436	1 020	495
723	Beauty shops	95	10 140	4 285	994	480
724	Barber shops	5	302	151	26	15
725	Shoe repair shops and shoeshine parlors	2	(D)	(D)	(D)	AA
726	Funeral service and crematories	19	7 901	1 896	397	73
729	Miscellaneous personal services	24	(D)	(D)	(D)	CC
73	Business services	304	161 837	59 821	13 682	4 271
731	Advertising	15	18 413	3 632	801	96
732	Consumer credit reporting agencies, mercantile reporting agencies, and adjustment and collection agencies	6	838	381	114	44
733	Mailing, reproduction, commercial art and photography, and stenographic services	21	2 424	698	131	50
734	Services to dwellings and other buildings	73	14 660	6 255	1 369	565
735	Miscellaneous equipment rental and leasing	35	29 887	7 247	1 575	296
736	Personnel supply services	23	25 059	17 427	4 068	2 159
737	Computer programming, data processing, and other computer related services	58	41 984	15 352	3 563	436
7371, 2, 3	Computer programming, prepackaged software, and integrated systems	31	22 443	8 843	1 986	227
7374, 5, 6	Data processing services	7	(D)	(D)	(D)	CC
7377, 8, 9	Computer rental and leasing, maintenance, and related services, n.e.c.	20	(D)	(D)	(D)	BB
738	Miscellaneous business services	73	28 572	8 829	2 061	625
75	Automotive repair, services, and parking	254	80 729	20 607	4 936	1 127
751	Automotive rental and leasing, without drivers	12	(D)	(D)	(D)	BB
752	Automobile parking	1	(D)	(D)	(D)	AA
753	Automotive repair shops	194	62 196	15 627	3 814	800
7532	Top, body, and upholstery repair shops and paint shops	73	26 302	7 102	1 752	351
7538	General automotive repair shops	85	22 174	4 774	1 152	266
7533, 4, 6, 7, 9	Other automotive repair shops	36	13 720	3 751	910	183
754	Automotive services, except repair	47	10 564	3 088	716	262
76	Miscellaneous repair services	114	50 322	15 188	3 679	660
762	Electrical repair shops	36	9 743	3 159	787	171
7622	Radio and television repair shops	12	2 529	495	142	38
7623, 9	Other electrical and electronic repair shops	24	7 214	2 664	645	133
763	Watch, clock, and jewelry repair	1	(D)	(D)	(D)	AA
764	Reupholstery and furniture repair	6	831	184	33	12
769	Miscellaneous repair and related services	71	(D)	(D)	(D)	EE

Table 6. Summary Statistics for Firms Subject to Federal Income Tax for Counties With 350 Establishments or More: 1992 — Con.

[Includes only establishments with payroll. For meaning of abbreviations and symbols, see introductory text. For explanation of terms and comparability of 1987 and 1992 censuses, see appendix A. For information on geographic areas followed by ▲, see appendix F]

SIC code	Geographic area and kind of business or operation	Establishments (number)	Receipts (\$1,000)	Annual payroll (\$1,000)	First-quarter payroll (\$1,000)	Paid employees for pay period including March 12 (number)
WILL COUNTY — Con.						
78, 79, 84	Amusement and recreation services, including motion pictures and museums -----	139	162 865	25 326	5 226	2 374
781, 2	Motion picture production, distribution, and services -----	1	(D)	(D)	(D)	AA
783	Motion picture theaters -----	6	(D)	(D)	(D)	CC
784	Video tape rental -----	43	9 108	1 549	405	281
792	Theatrical producers (except motion picture), bands, orchestras, and entertainers -----	9	(D)	(D)	(D)	BB
793	Bowling centers -----	13	5 470	1 500	415	151
79 ex. 792, 3; 84	Commercial sports and other amusement and recreation services, including museums -----	67	143 576	21 394	4 197	1 805
80	Health services -----	431	265 116	130 587	26 674	6 200
801	Offices and clinics of doctors of medicine -----	168	134 755	70 705	13 353	1 383
802	Offices and clinics of dentists -----	136	43 897	19 026	4 290	809
803	Offices and clinics of doctors of osteopathy -----	6	(D)	(D)	(D)	BB
804	Offices and clinics of other health practitioners -----	77	19 213	6 088	1 266	329
805	Nursing and personal care facilities -----	9	28 763	13 020	2 959	895
806	Hospitals -----	—	—	—	—	—
807, 8, 9	Other health services -----	35	(D)	(D)	(D)	HH
81	Legal services -----	115	47 628	17 140	3 600	508
823, 4, 9	Selected educational services -----	9	(D)	(D)	(D)	BB
83	Social services -----	40	13 329	5 875	1 436	443
835	Child day care services -----	27	4 372	1 876	446	234
832, 3, 6, 9	Other social services -----	13	8 957	3 999	990	209
87 ex. 8733	Engineering, accounting, research, management, and related services (except noncommercial research organizations) -----	196	179 804	80 570	15 880	2 151
871	Engineering, architectural, and surveying services -----	51	49 358	23 289	5 894	605
872	Accounting, auditing, and bookkeeping services -----	74	15 810	6 075	1 424	263
873 ex. 8733	Research, development, and testing services (except noncommercial research organizations) -----	13	7 265	3 143	719	203
874	Management and public relations services -----	58	107 371	48 063	7 843	1 080
89	Services, n.e.c. -----	23	(D)	(D)	(D)	BB
WINNEBAGO COUNTY						
	Total -----	1 827	1 077 615	427 154	93 606	22 485
70 ex. 704	Hotels, rooming houses, camps, and other lodging places (except membership lodging) -----	28	32 295	8 331	1 889	949
7011	Hotels and motels -----	25	(D)	(D)	(D)	FF
7011 pt.	Hotels -----	12	(D)	(D)	(D)	FF
7011 pt.	Motels, motor hotels, and tourist courts -----	13	(D)	(D)	(D)	CC
702, 3	Other lodging places -----	3	(D)	(D)	(D)	AA
72	Personal services -----	217	76 695	24 662	6 100	1 897
721	Laundry, cleaning, and garment services -----	74	48 886	16 086	3 975	980
7211	Power laundries, family and commercial* -----	6	(D)	(D)	(D)	BB
7213	Linen supply* -----	5	(D)	(D)	(D)	CC
7215	Coin-operated laundries and drycleaning -----	13	(D)	(D)	(D)	BB
7216	Drycleaning plants, except rug cleaning* -----	33	6 159	2 045	484	224
7217	Carpet and upholstery cleaning -----	9	1 418	479	69	33
7218	Industrial laundriers* -----	4	23 417	8 454	2 181	407
7212, 9	Other laundry, cleaning, and garment services* -----	4	(D)	(D)	(D)	BB
722	Photographic studios, portrait -----	9	(D)	(D)	(D)	BB
723, 4	Beauty and barber shops -----	87	10 919	4 514	999	442
723	Beauty shops -----	82	10 397	4 212	968	431
724	Barber shops -----	5	522	302	31	11
725	Shoe repair shops and shoeshine parlors -----	4	397	122	29	12
726	Funeral service and crematories -----	12	7 607	1 630	444	75
729	Miscellaneous personal services -----	31	(D)	(D)	(D)	EE
73	Business services -----	352	290 042	108 519	24 978	8 865
731	Advertising -----	33	12 525	4 901	1 218	178
732	Consumer credit reporting agencies, mercantile reporting agencies, and adjustment and collection agencies -----	7	7 821	1 843	471	95
733	Mailing, reproduction, commercial art and photography, and stenographic services -----	42	(D)	(D)	(D)	BB
734	Services to dwellings and other buildings -----	62	19 895	7 560	1 814	748
735	Miscellaneous equipment rental and leasing -----	24	(D)	(D)	(D)	CC
736	Personnel supply services -----	44	(D)	(D)	(D)	HH
737	Computer programming, data processing, and other computer related services -----	51	24 310	8 378	1 999	286
7371, 2, 3	Computer programming, prepackaged software, and integrated systems -----	26	(D)	(D)	(D)	CC
7374, 5, 6	Data processing services -----	10	(D)	(D)	(D)	BB
7377, 8, 9	Computer rental and leasing, maintenance, and related services, n.e.c. -----	15	(D)	(D)	(D)	BB
738	Miscellaneous business services -----	89	(D)	(D)	(D)	GG

Table 6. Summary Statistics for Firms Subject to Federal Income Tax for Counties With 350 Establishments or More: 1992 — Con.

[Includes only establishments with payroll. For meaning of abbreviations and symbols, see introductory text. For explanation of terms and comparability of 1987 and 1992 censuses, see appendix A. For information on geographic areas followed by ▲, see appendix F]

SIC code	Geographic area and kind of business or operation	Establishments (number)	Receipts (\$1,000)	Annual payroll (\$1,000)	First-quarter payroll (\$1,000)	Paid employees for pay period including March 12 (number)
WINNEBAGO COUNTY — Con.						
75	Automotive repair, services, and parking	210	72 349	20 041	4 836	1 102
751	Automotive rental and leasing, without drivers	11	6 768	1 432	331	66
752	Automobile parking	—	—	—	—	—
753	Automotive repair shops	172	54 725	15 783	3 833	798
7532	Top, body, and upholstery repair shops and paint shops	50	21 178	6 697	1 641	314
7538	General automotive repair shops	86	22 906	5 822	1 411	328
7533, 4, 6, 7, 9	Other automotive repair shops	36	10 641	3 264	781	156
754	Automotive services, except repair	27	10 856	2 826	672	238
76	Miscellaneous repair services	98	33 010	10 576	2 382	510
762	Electrical repair shops	22	(D)	(D)	(D)	CC
7622	Radio and television repair shops	5	(D)	(D)	(D)	BB
7623, 9	Other electrical and electronic repair shops	17	(D)	(D)	(D)	CC
763	Watch, clock, and jewelry repair	3	(D)	(D)	(D)	AA
764	Reupholstery and furniture repair	10	1 048	300	60	24
769	Miscellaneous repair and related services	63	(D)	(D)	(D)	EE
78, 79, 84	Amusement and recreation services, including motion pictures and museums	109	32 763	7 704	1 898	975
781, 2	Motion picture production, distribution, and services	7	791	250	68	13
783	Motion picture theaters	7	(D)	(D)	(D)	CC
784	Video tape rental	26	(D)	(D)	(D)	CC
792	Theatrical producers (except motion picture), bands, orchestras, and entertainers	7	769	256	56	19
793	Bowling centers	12	7 432	2 362	659	297
79 ex. 792, 3; 84	Commercial sports and other amusement and recreation services, including museums	50	13 052	2 670	612	345
80	Health services	391	328 368	151 704	30 226	4 620
801	Offices and clinics of doctors of medicine	151	208 575	104 923	19 512	1 934
802	Offices and clinics of dentists	131	39 589	14 720	3 374	667
803	Offices and clinics of doctors of osteopathy	2	(D)	(D)	(D)	AA
804	Offices and clinics of other health practitioners	63	15 818	5 247	999	200
805	Nursing and personal care facilities	14	32 941	14 349	3 582	1 211
806	Hospitals	1	(D)	(D)	(D)	CC
807, 8, 9	Other health services	29	(D)	(D)	(D)	EE
81	Legal services	145	62 434	22 260	4 620	682
823, 4, 9	Selected educational services	14	(D)	(D)	(D)	BB
83	Social services	41	(D)	(D)	(D)	EE
835	Child day care services	29	(D)	(D)	(D)	CC
832, 3, 6, 9	Other social services	12	(D)	(D)	(D)	BB
87 ex. 8733	Engineering, accounting, research, management, and related services (except noncommercial research organizations)	212	136 756	68 859	15 696	2 526
871	Engineering, architectural, and surveying services	74	41 478	18 239	4 049	542
872	Accounting, auditing, and bookkeeping services	81	(D)	(D)	(D)	EE
873 ex. 8733	Research, development, and testing services (except noncommercial research organizations)	9	(D)	(D)	(D)	CC
874	Management and public relations services	48	57 812	36 509	8 218	1 296
89	Services, n.e.c.	10	1 158	555	82	17

Table 7a. Summary Statistics for Firms Subject to Federal Income Tax for Metropolitan Areas: 1992

[Includes only establishments with payroll. For meaning of abbreviations and symbols, see introductory text. For explanation of terms and comparability of 1987 and 1992 censuses, see appendix A. For definitions of CMSA's, MSA's, and PMSA's, see appendix D]

SIC code	Geographic area and kind of business or operation	Establishments (number)	Receipts (\$1,000)	Annual payroll (\$1,000)	First-quarter payroll (\$1,000)	Paid employees for pay period including March 12 (number)
BLOOMINGTON-NORMAL, IL MSA						
	Total	810	411 778	165 923	34 195	8 690
70 ex. 704	Hotels, rooming houses, camps, and other lodging places (except membership lodging)	22	23 009	6 068	1 484	757
7011	Hotels and motels	18	22 530	5 964	1 445	745
7011 pt.	Hotels	6	9 442	2 350	583	292
7011 pt.	Motels, motor hotels, and tourist courts	12	13 088	3 614	862	453
702, 3	Other lodging places	4	479	104	39	12
72	Personal services	113	23 413	7 629	1 771	698
721	Laundry, cleaning, and garment services	34	8 299	2 845	653	253
7211	Power laundries, family and commercial*	—	—	—	—	—
7213	Linen supply*	—	—	—	—	—
7215	Coin-operated laundries and drycleaning	9	1 262	311	73	37
7216	Drycleaning plants, except rug cleaning*	14	3 154	1 090	256	118
7217	Carpet and upholstery cleaning	6	(D)	(D)	(D)	AA
7218	Industrial laundriers*	1	(D)	(D)	(D)	BB
7212, 9	Other laundry, cleaning, and garment services*	4	(D)	(D)	(D)	AA
722	Photographic studios, portrait	7	1 364	291	38	21
723, 4	Beauty and barber shops	38	6 102	2 586	583	205
723	Beauty shops	38	6 102	2 586	583	205
724	Barber shops	—	—	—	—	—
725	Shoe repair shops and shoeshine parlors	2	(D)	(D)	(D)	AA
726	Funeral service and crematories	12	3 742	812	175	31
729	Miscellaneous personal services	20	(D)	(D)	(D)	CC
73	Business services	145	72 186	33 577	7 767	2 863
731	Advertising	8	3 025	1 392	193	35
732	Consumer credit reporting agencies, mercantile reporting agencies, and adjustment and collection agencies	3	(D)	(D)	(D)	BB
733	Mailing, reproduction, commercial art and photography, and stenographic services	15	6 908	2 220	496	132
734	Services to dwellings and other buildings	39	13 730	7 001	1 640	528
735	Miscellaneous equipment rental and leasing	17	8 338	1 766	377	102
736	Personnel supply services	18	13 730	9 093	2 098	1 024
737	Computer programming, data processing, and other computer related services	11	2 365	1 216	268	40
7371, 2, 3	Computer programming, prepackaged software, and integrated systems	10	(D)	(D)	(D)	BB
7374, 5, 6	Data processing services	—	—	—	—	—
7377, 8, 9	Computer rental and leasing, maintenance, and related services, n.e.c.	1	(D)	(D)	(D)	AA
738	Miscellaneous business services	34	(D)	(D)	(D)	FF
75	Automotive repair, services, and parking	83	55 151	10 494	2 662	533
751	Automotive rental and leasing, without drivers	7	(D)	(D)	(D)	CC
752	Automobile parking	1	(D)	(D)	(D)	AA
753	Automotive repair shops	59	27 268	6 212	1 641	251
7532	Top, body, and upholstery repair shops and paint shops	13	5 487	1 902	533	59
7538	General automotive repair shops	28	7 711	1 530	358	69
7533, 4, 6, 7, 9	Other automotive repair shops	18	14 070	2 780	750	123
754	Automotive services, except repair	16	(D)	(D)	(D)	CC
76	Miscellaneous repair services	33	12 267	2 731	661	159
762	Electrical repair shops	8	5 478	1 109	270	62
7622	Radio and television repair shops	1	(D)	(D)	(D)	AA
7623, 9	Other electrical and electronic repair shops	7	(D)	(D)	(D)	BB
763	Watch, clock, and jewelry repair	2	(D)	(D)	(D)	AA
764	Reupholstery and furniture repair	1	(D)	(D)	(D)	AA
769	Miscellaneous repair and related services	22	6 517	1 554	379	93
78, 79, 84	Amusement and recreation services, including motion pictures and museums	57	19 897	5 079	1 039	489
781, 2	Motion picture production, distribution, and services	2	(D)	(D)	(D)	AA
783	Motion picture theaters	4	(D)	(D)	(D)	BB
784	Video tape rental	13	2 217	473	117	75
792	Theatrical producers (except motion picture), bands, orchestras, and entertainers	1	(D)	(D)	(D)	AA
793	Bowling centers	4	2 182	655	178	83
79 ex. 792, 3, 84	Commercial sports and other amusement and recreation services, including museums	33	10 088	2 802	458	231
80	Health services	188	125 428	61 120	11 300	2 064
801	Offices and clinics of doctors of medicine	70	68 654	39 964	6 898	721
802	Offices and clinics of dentists	60	19 679	5 941	1 379	332
803	Offices and clinics of doctors of osteopathy	—	—	—	—	—
804	Offices and clinics of other health practitioners	38	10 889	2 936	604	172
805	Nursing and personal care facilities	8	16 096	7 605	1 828	673
806	Hospitals	—	—	—	—	—
807, 8, 9	Other health services	12	10 110	4 674	591	166
81	Legal services	56	25 121	10 825	1 987	284
823, 4, 9	Selected educational services	3	(D)	(D)	(D)	AA

Table 7a. Summary Statistics for Firms Subject to Federal Income Tax for Metropolitan Areas: 1992—Con.

[Includes only establishments with payroll. For meaning of abbreviations and symbols, see introductory text. For explanation of terms and comparability of 1987 and 1992 censuses, see appendix A. For definitions of CMSA's, MSA's, and PMSA's, see appendix D]

SIC code	Geographic area and kind of business or operation	Establishments (number)	Receipts (\$1,000)	Annual payroll (\$1,000)	First-quarter payroll (\$1,000)	Paid employees for pay period including March 12 (number)
BLOOMINGTON-NORMAL, IL MSA—Con.						
83	Social services	28	4 643	2 049	473	255
835	Child day care services	22	3 651	1 518	345	206
832, 3, 6, 9	Other social services	6	992	531	128	49
87 ex. 8733	Engineering, accounting, research, management, and related services (except noncommercial research organizations)	79	49 530	25 949	4 954	567
871	Engineering, architectural, and surveying services	17	12 491	6 061	1 225	162
872	Accounting, auditing, and bookkeeping services	32	14 981	7 083	1 399	243
873 ex. 8733	Research, development, and testing services (except noncommercial research organizations)	4	(D)	(D)	(D)	BB
874	Management and public relations services	26	(D)	(D)	(D)	BB
89	Services, n.e.c.	3	(D)	(D)	(D)	AA
CHAMPAIGN-URBANA, IL MSA						
	Total	1 006	617 232	254 211	53 649	11 780
70 ex. 704	Hotels, rooming houses, camps, and other lodging places (except membership lodging)	42	32 793	8 538	2 238	1 083
7011	Hotels and motels	36	28 682	7 660	2 016	1 004
7011 pt.	Hotels	12	15 002	4 854	1 396	667
7011 pt.	Motels, motor hotels, and tourist courts	24	13 680	2 806	620	337
702, 3	Other lodging places	6	4 111	878	222	79
72	Personal services	141	26 975	8 987	2 226	947
721	Laundry, cleaning, and garment services	30	6 900	2 142	506	214
7211	Power laundries, family and commercial*	1	(D)	(D)	(D)	AA
7213	Linen supply*	—	—	—	—	—
7215	Coin-operated laundries and drycleaning	8	1 519	310	73	38
7216	Drycleaning plants, except rug cleaning*	14	3 968	1 323	332	124
7217	Carpet and upholstery cleaning	4	(D)	(D)	(D)	BB
7218	Industrial laundries*	—	—	—	—	—
7212, 9	Other laundry, cleaning, and garment services*	3	(D)	(D)	(D)	AA
722	Photographic studios, portrait	14	3 117	705	149	83
723, 4	Beauty and barber shops	67	9 773	4 306	1 054	383
723	Beauty shops	63	8 821	3 746	914	347
724	Barber shops	4	952	560	140	36
725	Shoe repair shops and shoeshine parlors	2	(D)	(D)	(D)	AA
726	Funeral service and crematories	10	3 913	705	147	23
729	Miscellaneous personal services	18	(D)	(D)	(D)	CC
73	Business services	193	112 797	46 391	10 975	2 799
731	Advertising	8	4 050	1 995	474	68
732	Consumer credit reporting agencies, mercantile reporting agencies, and adjustment and collection agencies	6	(D)	(D)	(D)	BB
733	Mailing, reproduction, commercial art and photography, and stenographic services	15	9 889	3 353	789	201
734	Services to dwellings and other buildings	36	7 932	3 340	739	335
735	Miscellaneous equipment rental and leasing	19	8 709	1 787	490	97
736	Personnel supply services	15	11 425	7 473	1 868	995
737	Computer programming, data processing, and other computer related services	51	56 298	22 911	5 164	685
7371, 2, 3	Computer programming, prepackaged software, and integrated systems	32	44 121	19 129	4 271	531
7374, 5, 6	Data processing services	7	(D)	(D)	(D)	CC
7377, 8, 9	Computer rental and leasing, maintenance, and related services, n.e.c.	12	(D)	(D)	(D)	BB
738	Miscellaneous business services	43	(D)	(D)	(D)	EE
75	Automotive repair, services, and parking	102	31 488	8 239	1 926	551
751	Automotive rental and leasing, without drivers	7	2 216	376	80	54
752	Automobile parking	—	—	—	—	—
753	Automotive repair shops	74	24 121	6 157	1 439	360
7532	Top, body, and upholstery repair shops and paint shops	20	8 748	2 407	566	110
7538	General automotive repair shops	35	8 808	2 208	515	172
7533, 4, 6, 7, 9	Other automotive repair shops	19	6 565	1 542	358	78
754	Automotive services, except repair	21	5 151	1 706	407	137
76	Miscellaneous repair services	41	13 797	4 117	1 049	215
762	Electrical repair shops	19	5 775	2 177	539	116
7622	Radio and television repair shops	7	1 658	454	120	30
7623, 9	Other electrical and electronic repair shops	12	4 117	1 723	419	86
763	Watch, clock, and jewelry repair	—	—	—	—	—
764	Reupholstery and furniture repair	5	885	216	45	19
769	Miscellaneous repair and related services	17	7 137	1 724	465	80

Table 7a. Summary Statistics for Firms Subject to Federal Income Tax for Metropolitan Areas: 1992—Con.

[Includes only establishments with payroll. For meaning of abbreviations and symbols, see introductory text. For explanation of terms and comparability of 1987 and 1992 censuses, see appendix A. For definitions of CMSA's, MSA's, and PMSA's, see appendix D]

SIC code	Geographic area and kind of business or operation	Establishments (number)	Receipts (\$1,000)	Annual payroll (\$1,000)	First-quarter payroll (\$1,000)	Paid employees for pay period including March 12 (number)
CHAMPAIGN—URBANA, IL MSA—Con.						
78, 79, 84	Amusement and recreation services, including motion pictures and museums -----	69	22 462	5 407	1 203	669
781, 2	Motion picture production, distribution, and services -----	5	(D)	(D)	(D)	AA
783	Motion picture theaters -----	8	5 488	728	175	107
784	Video tape rental -----	17	6 366	1 400	360	199
792	Theatrical producers (except motion picture), bands, orchestras, and entertainers -----	4	(D)	(D)	(D)	AA
793	Bowling centers -----	4	1 973	586	151	66
79 ex. 792, 3, 84	Commercial sports and other amusement and recreation services, including museums -----	31	7 076	2 218	401	264
80	Health services -----	159	269 454	125 019	23 953	3 580
801	Offices and clinics of doctors of medicine -----	45	(D)	(D)	(D)	GG
802	Offices and clinics of dentists -----	62	20 783	8 570	1 819	334
803	Offices and clinics of doctors of osteopathy -----	—	—	—	—	—
804	Offices and clinics of other health practitioners -----	28	(D)	(D)	(D)	CC
805	Nursing and personal care facilities -----	7	(D)	(D)	(D)	EE
806	Hospitals -----	—	—	—	—	—
807, 8, 9	Other health services -----	17	(D)	(D)	(D)	EE
81	Legal services -----	78	31 825	13 664	2 783	495
823, 4, 9	Selected educational services -----	6	(D)	(D)	(D)	BB
83	Social services -----	30	7 024	3 451	733	341
835	Child day care services -----	25	3 981	1 749	423	248
832, 3, 6, 9	Other social services -----	5	3 043	1 702	310	93
87 ex. 8733	Engineering, accounting, research, management, and related services (except noncommercial research organizations) -----	140	66 993	30 018	6 473	1 060
871	Engineering, architectural, and surveying services -----	53	29 624	14 835	3 195	438
872	Accounting, auditing, and bookkeeping services -----	36	13 209	4 303	1 174	213
873 ex. 8733	Research, development, and testing services (except noncommercial research organizations) -----	10	4 024	1 542	345	116
874	Management and public relations services -----	41	20 136	9 338	1 759	293
89	Services, n.e.c. -----	5	(D)	(D)	(D)	AA
CHICAGO—GARY—KENOSHA, IL—IN—WI CMSA						
	Total -----	62 176	50 483 938	19 289 731	4 304 396	740 211
70 ex. 704	Hotels, rooming houses, camps, and other lodging places (except membership lodging) -----	656	1 810 918	527 187	119 645	36 513
7011	Hotels and motels -----	593	(D)	(D)	(D)	KK
7011 pt.	Hotels -----	312	(D)	(D)	(D)	KK
7011 pt.	Hotels, 25 guestrooms or more -----	279	(D)	(D)	(D)	KK
7011 pt.	Hotels, less than 25 guestrooms -----	33	4 858	941	206	138
7011 pt.	Motels, motor hotels, and tourist courts -----	281	(D)	(D)	(D)	HH
7011 pt.	Motels, tourist courts -----	230	135 308	32 096	7 571	3 173
7011 pt.	Motor hotels -----	51	(D)	(D)	(D)	FF
702, 3	Other lodging places -----	63	(D)	(D)	(D)	EE
702	Rooming and boarding houses -----	26	(D)	(D)	(D)	CC
703	Camps and recreational vehicle parks -----	37	(D)	(D)	(D)	BB
7032	Sporting and recreational camps -----	19	(D)	(D)	(D)	BB
7033	Recreational vehicle parks and campsites -----	18	(D)	(D)	(D)	BB
72	Personal services -----	6 433	1 588 587	532 957	128 028	43 424
721	Laundry, cleaning, and garment services -----	2 038	630 096	199 713	47 234	14 607
7211	Power laundries, family and commercial* -----	56	(D)	(D)	(D)	GG
7213	Linen supply* -----	54	(D)	(D)	(D)	GG
7215	Coin-operated laundries and drycleaning -----	525	(D)	(D)	(D)	GG
7215 pt.	Coin-operated laundries and drycleaning stores -----	489	(D)	(D)	(D)	GG
7215 pt.	Coin-operated laundry routes -----	36	(D)	(D)	(D)	CC
7216	Drycleaning plants, except rug cleaning* -----	800	187 453	64 712	14 969	5 644
7217	Carpet and upholstery cleaning -----	259	(D)	(D)	(D)	GG
7218	Industrial launderers* -----	47	98 928	29 416	7 497	1 544
7212, 9	Other laundry, cleaning, and garment services* -----	297	(D)	(D)	(D)	GG
7212	Garment pressing, and agents for laundries and drycleaners -----	175	(D)	(D)	(D)	FF
7219	Laundry and garment services, n.e.c.* -----	122	20 898	8 058	1 846	634
722	Photographic studios, portrait -----	348	105 341	26 637	5 991	2 087
723, 4	Beauty and barber shops -----	2 791	401 268	183 467	42 747	15 625
723	Beauty shops -----	2 676	390 086	178 813	41 676	15 209
724	Barber shops -----	115	11 182	4 654	1 071	416
725	Shoe repair shops and shoeshine parlors -----	76	(D)	(D)	(D)	CC
726	Funeral service and crematories -----	441	246 272	56 983	12 854	2 234
729	Miscellaneous personal services -----	739	(D)	(D)	(D)	II
7291	Tax return preparation services -----	159	32 742	15 738	6 445	4 580
7299	Miscellaneous personal services, n.e.c. -----	580	(D)	(D)	(D)	HH
7299 pt.	Massage parlors, tanning salons, and saunas -----	171	13 127	2 923	643	523
7299 pt.	Other personal services -----	409	(D)	(D)	(D)	HH
7299 pt.	Diet and weight reducing services -----	110	75 765	21 819	6 204	1 658
7299 pt.	Formal wear rental -----	100	(D)	(D)	(D)	FF
7299 pt.	Other personal services, n.e.c. -----	199	46 955	14 734	3 459	1 107

Table 7a. Summary Statistics for Firms Subject to Federal Income Tax for Metropolitan Areas: 1992—Con.

[Includes only establishments with payroll. For meaning of abbreviations and symbols, see introductory text. For explanation of terms and comparability of 1987 and 1992 censuses, see appendix A. For definitions of CMSA's, MSA's, and PMSA's, see appendix D]

SIC code	Geographic area and kind of business or operation	Establishments (number)	Receipts (\$1,000)	Annual payroll (\$1,000)	First-quarter payroll (\$1,000)	Paid employees for pay period including March 12 (number)
CHICAGO-GARY-KENOSHA, IL-IN-WI CMSA—Con.						
73	Business services-----	12 921	14 089 287	5 724 602	1 320 001	252 429
731	Advertising-----	1 073	(D)	(D)	(D)	JJ
7311	Advertising agencies-----	775	(D)	(D)	(D)	JJ
7312	Outdoor advertising services-----	55	(D)	(D)	(D)	FF
7313	Radio, television, publishers' advertising representatives-----	139	143 273	48 682	11 098	1 234
7313 pt.	Radio, television advertising representatives-----	58	(D)	(D)	(D)	FF
7313 pt.	Publishers' advertising representatives-----	81	(D)	(D)	(D)	EE
7319	Advertising, n.e.c.-----	104	(D)	(D)	(D)	HH
732	Consumer credit reporting agencies, mercantile reporting agencies, and adjustment and collection agencies-----	254	(D)	(D)	(D)	HH
7322	Adjustment and collection services-----	199	(D)	(D)	(D)	HH
7323	Credit reporting services-----	55	(D)	(D)	(D)	GG
733	Mailing, reproduction, commercial art and photography, and stenographic services-----	1 860	(D)	(D)	(D)	JJ
7331	Direct mail advertising services-----	240	(D)	(D)	(D)	II
7331 pt.	Mailing list compilers, brokers, and managers-----	54	(D)	(D)	(D)	GG
7331 pt.	Direct mail advertising services, except mailing list services-----	186	(D)	(D)	(D)	HH
7334	Photocopying and duplicating services-----	181	(D)	(D)	(D)	GG
7334 pt.	Blueprinting and photocopying services-----	164	(D)	(D)	(D)	GG
7334 pt.	Duplicating services, except printing and photocopying-----	17	28 158	8 384	2 030	382
7335, 6	Commercial photography, art, and graphics-----	1 143	(D)	(D)	(D)	II
7335	Commercial photography-----	288	(D)	(D)	(D)	GG
7336	Commercial art and graphic design-----	855	436 021	145 889	32 267	3 812
7336 pt.	Commercial art-----	171	(D)	(D)	(D)	FF
7336 pt.	Graphic arts and related design-----	684	(D)	(D)	(D)	HH
7338	Secretarial and court reporting services-----	296	(D)	(D)	(D)	GG
734	Services to dwellings and other buildings-----	1 975	(D)	(D)	(D)	KK
7342	Disinfecting and pest control services-----	184	(D)	(D)	(D)	GG
7349	Building cleaning and maintenance services, n.e.c.-----	1 791	(D)	(D)	(D)	KK
735	Miscellaneous equipment rental and leasing-----	642	(D)	(D)	(D)	II
7352	Medical equipment rental and leasing-----	71	(D)	(D)	(D)	FF
7353	Heavy construction equipment rental and leasing-----	101	(D)	(D)	(D)	FF
7353 pt.	Rental and leasing of heavy construction equipment without operators-----	60	55 344	12 476	2 599	373
7353 pt.	Rental and leasing of heavy construction equipment with operators-----	41	(D)	(D)	(D)	EE
7359	Equipment rental and leasing, n.e.c.-----	470	(D)	(D)	(D)	HH
7359 pt.	Equipment rental-----	375	(D)	(D)	(D)	HH
7359 pt.	Rent-to-own-----	15	(D)	(D)	(D)	BB
7359 pt.	Equipment rental, except rent-to-own-----	360	(D)	(D)	(D)	HH
7359 pt.	Equipment leasing, except finance leasing-----	95	(D)	(D)	(D)	FF
736	Personnel supply services-----	1 488	(D)	(D)	(D)	LL
7361	Employment agencies-----	721	(D)	(D)	(D)	II
7363	Help supply services-----	767	(D)	(D)	(D)	LL
7363 pt.	Temporary help supply-----	595	(D)	(D)	(D)	LL
7363 pt.	Help supply, except temporary-----	172	(D)	(D)	(D)	KK
7363 pt.	Employee leasing-----	120	(D)	(D)	(D)	JJ
7363 pt.	Other help supply services-----	52	(D)	(D)	(D)	II
737	Computer programming, data processing, and other computer related services-----	2 729	(D)	(D)	(D)	KK
7371, 2, 3	Computer programming, prepackaged software, and integrated systems-----	1 640	(D)	(D)	(D)	JJ
7371	Computer programming services-----	1 174	843 358	431 851	107 008	9 084
7372	Prepackaged software-----	280	(D)	(D)	(D)	II
7373	Computer integrated systems-----	186	577 207	178 531	42 539	4 258
7374, 5, 6	Data processing services-----	391	(D)	(D)	(D)	JJ
7374, 5	Computer processing, information retrieval-----	366	(D)	(D)	(D)	JJ
7374	Computer processing and data preparation and processing services-----	324	(D)	(D)	(D)	II
7375	Information retrieval services-----	42	235 215	74 467	17 234	2 107
7376	Computer facilities management services-----	25	(D)	(D)	(D)	FF
7377, 8, 9	Computer rental and leasing, maintenance, and related services, n.e.c.-----	698	(D)	(D)	(D)	II
7377	Computer rental and leasing-----	57	(D)	(D)	(D)	FF
7378	Computer maintenance and repair-----	172	(D)	(D)	(D)	GG
7379	Computer related services, n.e.c.-----	469	(D)	(D)	(D)	HH
7379 pt.	Computer consultants-----	401	(D)	(D)	(D)	HH
7379 pt.	Miscellaneous computer services, n.e.c.-----	68	49 679	14 857	2 811	390
738	Miscellaneous business services-----	2 900	(D)	(D)	(D)	LL
7381, 2	Detective agencies and protective services-----	494	584 008	339 598	82 189	25 872
7381	Detective, guard, and armored car services-----	398	458 105	295 182	71 319	24 125
7381 pt.	Detective agencies and guard services-----	387	(D)	(D)	(D)	JJ
7381 pt.	Armored car services-----	11	(D)	(D)	(D)	FF
7382	Security systems services-----	96	125 903	44 416	10 870	1 747
7383	News syndicates-----	28	34 560	9 909	2 482	290
7384	Photofinishing laboratories*-----	212	190 598	54 788	13 345	2 899
7384 pt.	Photofinishing laboratories, except "one-hour" (mini) labs*-----	126	(D)	(D)	(D)	HH
7384 pt.	One-hour (mini) photofinishing*-----	86	(D)	(D)	(D)	EE
7389	Business services, n.e.c.-----	2 166	(D)	(D)	(D)	KK
7389 pt.	Sign painting shops-----	105	(D)	(D)	(D)	EE
7389 pt.	Interior designing-----	298	109 807	25 748	5 907	970
7389 pt.	Telephone answering services-----	129	48 728	21 243	5 238	1 769
7389 pt.	Other business services-----	1 634	(D)	(D)	(D)	JJ
7389 pt.	Water softening and conditioning services-----	54	(D)	(D)	(D)	EE
7389 pt.	Packaging and labeling services-----	136	(D)	(D)	(D)	HH
7389 pt.	Trading stamp services-----	4	(D)	(D)	(D)	BB
7389 pt.	Miscellaneous business services-----	1 440	1 466 491	416 126	92 929	18 314
7389 pt.	Convention and trade show services-----	141	(D)	(D)	(D)	HH
7389 pt.	Private mail centers-----	70	(D)	(D)	(D)	GG
7389 pt.	Miscellaneous business services, n.e.c.-----	1 229	(D)	(D)	(D)	JJ

Table 7a. Summary Statistics for Firms Subject to Federal Income Tax for Metropolitan Areas: 1992—Con.

[Includes only establishments with payroll. For meaning of abbreviations and symbols, see introductory text. For explanation of terms and comparability of 1987 and 1992 censuses, see appendix A. For definitions of CMSA's, MSA's, and PMSA's, see appendix D]

SIC code	Geographic area and kind of business or operation	Establishments (number)	Receipts (\$1,000)	Annual payroll (\$1,000)	First-quarter payroll (\$1,000)	Paid employees for pay period including March 12 (number)
CHICAGO-GARY-KENOSHA, IL-IN-WI CMSA—Con.						
75	Automotive repair, services, and parking	5 556	3 361 581	717 789	169 212	34 410
751	Automotive rental and leasing, without drivers	361	1 275 099	125 119	29 155	5 083
7513	Truck rental and leasing, without drivers	165	294 187	42 654	9 873	1 375
7513 pt.	Truck rental, without drivers	85	(D)	(D)	(D)	FF
7513 pt.	Truck leasing, except finance leasing	80	(D)	(D)	(D)	FF
7514, 5	Passenger car rental and leasing	181	972 374	81 195	18 983	3 632
7514	Passenger car rental	135	374 387	58 872	13 513	2 905
7515	Passenger car leasing	46	597 987	22 323	5 470	727
7519	Utility trailer and recreational vehicle rental	15	8 538	1 270	299	76
752	Automobile parking	406	(D)	(D)	(D)	HH
7521 pt.	Parking lots	186	(D)	(D)	(D)	FF
7521 pt.	Parking structures	220	(D)	(D)	(D)	GG
753	Automotive repair shops	3 944	1 622 205	472 556	110 744	20 071
7532	Top, body, and upholstery repair shops and paint shops	1 193	596 872	189 344	44 634	7 498
7532 pt.	Top and body repair shops	1 120	(D)	(D)	(D)	II
7532 pt.	Paint shops	73	(D)	(D)	(D)	EE
7538	General automotive repair shops	1 816	606 355	164 706	38 310	7 533
7538 pt.	General automotive repair shops, except diesel	1 655	(D)	(D)	(D)	II
7538 pt.	Diesel repair shops	161	(D)	(D)	(D)	GG
7533, 4, 6, 7, 9	Other automotive repair shops	935	418 978	118 506	27 800	5 040
7533	Automotive exhaust system repair shops	297	(D)	(D)	(D)	GG
7534	Tire retreading and repair shops	48	35 237	10 060	2 170	417
7536	Automotive glass replacement shops	108	(D)	(D)	(D)	FF
7537	Automotive transmission repair shops	212	(D)	(D)	(D)	GG
7539	Automotive repair shops, n.e.c.	270	113 407	32 837	7 656	1 382
7539 pt.	Radiator repair	71	(D)	(D)	(D)	EE
7539 pt.	Brake, front end, and wheel alignment	92	(D)	(D)	(D)	EE
7539 pt.	Automotive electrical and fuel system services	78	19 774	5 977	1 465	323
7539 pt.	Carburetor repair shops	51	(D)	(D)	(D)	CC
7539 pt.	Automotive electrical repair shops	27	(D)	(D)	(D)	CC
7539 pt.	Other automotive repair shops, n.e.c.	29	(D)	(D)	(D)	EE
754	Automotive services, except repair	845	(D)	(D)	(D)	II
7542	Carwashes	399	(D)	(D)	(D)	HH
7549	Automotive services, except repair and carwashes	446	(D)	(D)	(D)	HH
7549 pt.	Lubrication shops	220	(D)	(D)	(D)	GG
7549 pt.	Other automotive services	226	(D)	(D)	(D)	GG
7549 pt.	Towing services	152	(D)	(D)	(D)	FF
7549 pt.	Other automotive services, n.e.c.	74	(D)	(D)	(D)	EE
76	Miscellaneous repair services	2 335	1 332 580	461 320	110 236	18 231
762	Electrical repair shops	702	503 853	198 499	49 290	8 065
7622	Radio and television repair shops	208	(D)	(D)	(D)	GG
7623, 9	Other electrical and electronic repair shops	494	(D)	(D)	(D)	II
7623	Refrigeration and air-conditioning service and repair shops	87	(D)	(D)	(D)	GG
7629	Electrical and electronic repair shops, n.e.c.	407	(D)	(D)	(D)	II
763	Watch, clock, and jewelry repair	71	(D)	(D)	(D)	EE
764	Reupholstery and furniture repair	217	43 462	14 686	3 336	875
769	Miscellaneous repair and related services	1 345	(D)	(D)	(D)	II
7692	Welding repair	115	47 959	16 539	3 435	589
7694	Armature rewinding shops	80	(D)	(D)	(D)	GG
7699	Repair shops and related services, n.e.c.	1 150	(D)	(D)	(D)	II
7699 pt.	Farm machinery and equipment repair	26	(D)	(D)	(D)	BB
7699 pt.	Lawnmower and other small gasoline engine repair	75	(D)	(D)	(D)	EE
7699 pt.	Sewer and septic tank cleaning services	76	(D)	(D)	(D)	FF
7699 pt.	Other repair and related services, n.e.c.	973	(D)	(D)	(D)	II
78, 79, 84	Amusement and recreation services, including motion pictures and museums	3 249	3 538 483	921 338	192 920	64 642
781, 2	Motion picture production, distribution, and services	457	(D)	(D)	(D)	KK
7812 pt.	Motion picture production, except for television	168	(D)	(D)	(D)	FF
7812 pt.	Motion picture and tape production for television	95	(D)	(D)	(D)	FF
7819	Services allied to motion picture production	110	(D)	(D)	(D)	KK
7822 pt.	Motion picture film and tape distributors	60	512 043	28 265	6 909	1 023
7822 pt.	Motion picture film exchanges	40	330 890	18 229	4 408	564
7822 pt.	Video tape wholesalers	20	181 153	10 036	2 501	459
7822 pt.	Film and tape distribution for television	12	(D)	(D)	(D)	BB
7829	Services allied to motion picture distribution	12	(D)	(D)	(D)	BB
783	Motion picture theaters	162	202 309	35 851	8 528	3 036
7832	Motion picture theaters, except drive-in	147	195 987	34 580	8 443	2 932
7833	Drive-in motion picture theaters	15	6 322	1 271	85	104
784	Video tape rental	684	(D)	(D)	(D)	HH
792	Theatrical producers (except motion picture), bands, orchestras, and entertainers	336	(D)	(D)	(D)	GG
7922	Theatrical producers (except motion picture) and miscellaneous theatrical services	155	(D)	(D)	(D)	GG
7922 pt.	Producers of live theatrical productions	45	(D)	(D)	(D)	FF
7922 pt.	Producers of radio and television shows, except tape producers	19	26 037	8 325	1 847	85
7922 pt.	Artists' and entertainers' managers or agents, concert bureaus, booking agents	50	(D)	(D)	(D)	CC
7922 pt.	Other theatrical services	41	(D)	(D)	(D)	EE
7929	Bands, orchestras, actors, and other entertainers and entertainment groups	181	(D)	(D)	(D)	FF
7929 pt.	Dance groups and artists	5	(D)	(D)	(D)	BB
7929 pt.	Symphony orchestras, opera companies, and chamber music organizations	-	-	-	-	-
7929 pt.	Other music and entertainment presentations	176	81 210	21 004	3 865	798
7929 pt.	Other music groups and artists	82	(D)	(D)	(D)	EE
7929 pt.	Other entertainers and entertainment groups	94	(D)	(D)	(D)	EE

Table 7a. Summary Statistics for Firms Subject to Federal Income Tax for Metropolitan Areas: 1992 — Con.

[Includes only establishments with payroll. For meaning of abbreviations and symbols, see introductory text. For explanation of terms and comparability of 1987 and 1992 censuses, see appendix A. For definitions of CMSA's, MSA's, and PMSA's, see appendix D]

SIC code	Geographic area and kind of business or operation	Establishments (number)	Receipts (\$1,000)	Annual payroll (\$1,000)	First-quarter payroll (\$1,000)	Paid employees for pay period including March 12 (number)
CHICAGO-GARY-KENOSHA, IL-IN-WI CMSA— Con.						
78, 79, 84	Amusement and recreation services, including motion pictures and museums— Con.					
793	Bowling centers	225	121 241	34 341	9 246	3 607
79 ex. 792, 3; 84	Commercial sports and other amusement and recreation services, including museums	1 385	1 405 736	450 726	82 439	23 024
794	Commercial sports	138	(D)	(D)	(D)	HH
7941	Professional sports clubs, managers, promoters	44	205 938	170 352	26 260	1 477
7941 pt.	Baseball clubs	6	(D)	(D)	(D)	FF
7941 pt.	Football clubs	1	(D)	(D)	(D)	CC
7941 pt.	Other professional sports clubs	5	(D)	(D)	(D)	CC
7941 pt.	Managers and promoters	32	45 038	10 508	1 729	267
7948	Racing, including track operation	94	(D)	(D)	(D)	GG
7948 pt.	Auto racetrack operation	5	(D)	(D)	(D)	BB
7948 pt.	Horse racetrack operation	10	(D)	(D)	(D)	GG
7948 pt.	Dog racetrack operation	1	(D)	(D)	(D)	FF
7948 pt.	Racing stables and racing, n.e.c.	78	(D)	(D)	(D)	EE
79 ex. 792, 3, 4; 84	Other amusement and recreation services, including museums	1 247	(D)	(D)	(D)	JJ
791	Dance studios, schools, and halls	107	(D)	(D)	(D)	FF
7991	Physical fitness facilities	262	179 309	48 259	12 197	5 289
7991 pt.	Physical fitness centers, except gymnasiums and athletic clubs	236	(D)	(D)	(D)	HH
7991 pt.	Gymnasiums and athletic clubs	26	(D)	(D)	(D)	GG
7992	Public golf courses	76	(D)	(D)	(D)	FF
7993	Coin-operated amusement devices	148	71 085	15 867	3 513	840
7996	Amusement parks	24	103 797	14 835	1 016	1 035
7997	Membership sports and recreation clubs	171	186 840	64 761	12 952	4 958
7999, 84	Amusement and recreation services, including museums, n.e.c.	459	(D)	(D)	(D)	II
7999 pt.	Concession operators of amusement devices and rides	20	4 190	739	71	30
7999 pt.	Carnivals, circuses, and fairs	16	(D)	(D)	(D)	BB
7999 pt.	Carnivals and circuses	14	(D)	(D)	(D)	BB
7999 pt.	Fairs	2	(D)	(D)	(D)	AA
7999 pt., 84	Other recreation and amusements, including museums	423	(D)	(D)	(D)	II
84	Museums, art galleries, and botanical and zoological gardens	11	2 425	468	101	32
841	Museums and art galleries	10	(D)	(D)	(D)	BB
842	Arboreta and botanical or zoological gardens	1	(D)	(D)	(D)	AA
7999 pt.	Roller skating rinks	30	9 252	2 210	607	443
7999 pt.	Ice skating rinks	8	3 502	1 073	296	154
7999 pt.	Other amusement and recreation services, n.e.c.	374	(D)	(D)	(D)	HH
80	Health services	14 559	9 726 397	4 397 150	911 057	136 277
801	Offices and clinics of doctors of medicine	6 893	4 832 983	2 480 382	472 950	42 682
8011 pt.	Offices of doctors of medicine	6 742	(D)	(D)	(D)	KK
8011 pt.	General medical clinics	151	(D)	(D)	(D)	HH
802	Offices and clinics of dentists	4 021	1 212 046	465 448	101 319	19 630
8021 pt.	Offices of dentists	3 998	(D)	(D)	(D)	JJ
8021 pt.	Dental clinics	23	(D)	(D)	(D)	CC
803	Offices and clinics of doctors of osteopathy	147	(D)	(D)	(D)	FF
8031 pt.	Offices of osteopathic physicians	140	56 114	27 134	4 681	690
8031 pt.	Osteopathic clinics	7	(D)	(D)	(D)	BB
804	Offices and clinics of other health practitioners	2 077	582 493	210 688	45 353	8 481
8041	Offices and clinics of chiropractors	629	137 345	39 659	8 710	2 054
8042	Offices and clinics of optometrists	487	(D)	(D)	(D)	GG
8043	Offices and clinics of podiatrists	344	(D)	(D)	(D)	GG
8049	Offices and clinics of health practitioners, n.e.c.	617	(D)	(D)	(D)	HH
805	Nursing and personal care facilities	328	1 156 148	473 472	112 231	32 809
8051	Skilled nursing care facilities	237	(D)	(D)	(D)	KK
8052	Intermediate care facilities	65	(D)	(D)	(D)	HH
8059	Nursing and personal care facilities, n.e.c.	26	(D)	(D)	(D)	GG
806	Hospitals	25	(D)	(D)	(D)	JJ
8062	General medical and surgical hospitals	7	(D)	(D)	(D)	II
8063, 9	Specialty hospitals	18	287 850	108 218	25 592	3 862
8063	Psychiatric hospitals	14	191 466	73 721	18 696	2 814
8069	Specialty hospitals, except psychiatric	4	96 384	34 497	6 896	1 048
807, 8, 9	Other health services	1 068	(D)	(D)	(D)	JJ
807	Medical and dental laboratories	518	(D)	(D)	(D)	II
8071	Medical laboratories	260	329 588	102 348	23 756	3 781
8072	Dental laboratories	258	(D)	(D)	(D)	GG
808	Home health care services	215	(D)	(D)	(D)	JJ
809	Miscellaneous health and allied services, n.e.c.	335	(D)	(D)	(D)	HH
8092	Kidney dialysis centers	30	53 270	16 132	3 635	636
8093	Specialty outpatient facilities, n.e.c.	177	(D)	(D)	(D)	GG
8099	Health and allied services, n.e.c.	128	(D)	(D)	(D)	GG
81	Legal services	5 386	5 196 693	1 977 444	426 567	39 966
823, 4, 9	Selected educational services	524	278 191	98 409	23 605	4 604
823	Libraries	2	(D)	(D)	(D)	AA
824	Vocational schools	167	(D)	(D)	(D)	GG
8243	Data processing schools	53	(D)	(D)	(D)	FF
8244	Business and secretarial schools	23	(D)	(D)	(D)	EE
8249	Vocational schools, n.e.c.	91	(D)	(D)	(D)	FF
829	Schools and educational services, n.e.c.	355	(D)	(D)	(D)	GG

Table 7a. Summary Statistics for Firms Subject to Federal Income Tax for Metropolitan Areas: 1992—Con.

[Includes only establishments with payroll. For meaning of abbreviations and symbols, see introductory text. For explanation of terms and comparability of 1987 and 1992 censuses, see appendix A. For definitions of CMSA's, MSA's, and PMSA's, see appendix D]

SIC code	Geographic area and kind of business or operation	Establishments (number)	Receipts (\$1,000)	Annual payroll (\$1,000)	First-quarter payroll (\$1,000)	Paid employees for pay period including March 12 (number)
CHICAGO—GARY—KENOSHA, IL—IN—WI CMSA—Con.						
83	Social services	1 132	330 232	133 019	31 733	11 429
835	Child day care services	734	148 413	66 510	16 002	7 533
832, 3, 6, 9	Other social services	398	181 819	66 509	15 731	3 896
832	Individual and family social services	225	76 639	27 276	6 152	1 592
833	Job training and vocational rehabilitation services	62	(D)	(D)	(D)	FF
836	Residential care	68	(D)	(D)	(D)	GG
839	Social services, n.e.c.	43	(D)	(D)	(D)	CC
87 ex. 8733	Engineering, accounting, research, management, and related services (except noncommercial research organizations)	8 908	8 924 090	3 680 398	850 122	95 904
871	Engineering, architectural, and surveying services	2 255	2 658 418	1 166 345	275 420	27 958
8711	Engineering services	1 339	2 090 712	917 000	219 920	21 238
8712	Architectural services	742	495 548	210 460	46 922	5 353
8713	Surveying services	174	72 158	38 885	8 578	1 367
872	Accounting, auditing, and bookkeeping services	2 700	2 005 212	834 088	203 450	23 503
873 ex. 8733	Research, development, and testing services (except noncommercial research organizations)	515	878 029	356 651	87 141	12 020
8731	Commercial physical and biological research	70	(D)	(D)	(D)	GG
8731 pt.	Commercial physical research	42	184 187	91 078	22 733	1 965
8731 pt.	Commercial medical and biological research	28	(D)	(D)	(D)	CC
8732	Commercial economic, sociological, and educational research	311	(D)	(D)	(D)	II
8734	Testing laboratories	134	184 267	66 469	15 651	2 171
874	Management and public relations services	3 438	3 382 431	1 323 314	284 111	32 423
8741	Management services	821	1 336 442	440 414	100 249	14 858
8742	Management consulting services	1 826	1 670 195	725 568	150 603	13 734
8743	Public relations services	250	(D)	(D)	(D)	GG
8744	Facilities support management services	16	(D)	(D)	(D)	CC
8748	Business consulting services, n.e.c.	525	(D)	(D)	(D)	GG
89	Services, n.e.c.	517	306 899	118 118	21 270	2 382
8999 pt.	Scientific and related consulting services, except environmental	103	(D)	(D)	(D)	EE
8999 pt.	Other services	414	(D)	(D)	(D)	GG
8999 pt.	Environmental consulting	105	(D)	(D)	(D)	GG
8999 pt.	Authors, composers, and other arts-related services	101	(D)	(D)	(D)	CC
8999 pt.	Other services, n.e.c.	208	(D)	(D)	(D)	EE
Chicago, IL PMSA						
	Total	57 148	47 761 587	18 028 865	4 046 015	685 069
70 ex. 704	Hotels, rooming houses, camps, and other lodging places (except membership lodging)	593	1 762 627	514 562	116 842	35 084
7011	Hotels and motels	534	1 743 051	510 280	116 022	34 803
7011 pt.	Hotels	292	1 580 822	471 734	107 252	31 243
7011 pt.	Hotels, 25 guestrooms or more	265	1 576 351	470 914	107 074	31 136
7011 pt.	Hotels, less than 25 guestrooms	27	4 471	820	178	107
7011 pt.	Motels, motor hotels, and tourist courts	242	162 229	38 546	8 770	3 560
7011 pt.	Motels, tourist courts	197	118 128	28 738	6 815	2 779
7011 pt.	Motor hotels	45	44 101	9 808	1 955	781
702, 3	Other lodging places	59	19 576	4 282	820	281
702	Rooming and boarding houses	25	8 823	1 941	454	187
703	Camps and recreational vehicle parks	34	10 753	2 341	366	94
7032	Sporting and recreational camps	17	3 254	656	73	21
7033	Recreational vehicle parks and campsites	17	7 499	1 685	293	73
72	Personal services	5 791	1 471 929	492 056	118 434	39 478
721	Laundry, cleaning, and garment services	1 865	592 662	186 204	44 162	13 369
7211	Power laundries, family and commercial*	52	27 356	11 845	2 805	860
7213	Linen supply*	47	109 152	40 033	8 973	1 889
7215	Coin-operated laundries and drycleaning	463	93 210	18 306	4 399	1 756
7215 pt.	Coin-operated laundries and drycleaning stores	429	59 786	12 671	2 979	1 524
7215 pt.	Coin-operated laundry routes	34	33 424	5 635	1 420	232
7216	Drycleaning plants, except rug cleaning*	745	176 096	60 422	13 974	5 189
7217	Carpet and upholstery cleaning	234	54 332	16 899	4 324	1 234
7218	Industrial launderers*	41	89 450	25 761	6 646	1 307
7212, 9	Other laundry, cleaning, and garment services*	283	43 066	12 938	3 041	1 134
7212	Garment pressing, and agents for laundries and drycleaners	167	22 448	4 968	1 218	513
7219	Laundry and garment services, n.e.c.*	116	20 618	7 970	1 823	621
722	Photographic studios, portrait	316	98 646	25 013	5 670	1 921
723, 4	Beauty and barber shops	2 501	366 669	168 209	39 236	14 051
723	Beauty shops	2 391	355 884	163 748	38 212	13 658
724	Barber shops	110	10 785	4 461	1 024	393
725	Shoe repair shops and shoeshine parlors	67	8 284	2 404	596	212
726	Funeral service and crematories	377	220 618	50 096	11 333	1 956
729	Miscellaneous personal services	665	185 050	60 130	17 437	7 969
7291	Tax return preparation services	135	29 461	14 309	5 757	4 125
7299	Miscellaneous personal services, n.e.c.	530	155 589	45 821	11 680	3 844
7299 pt.	Massage parlors, tanning salons, and saunas	152	11 894	2 670	594	463
7299 pt.	Other personal services	378	143 695	43 151	11 086	3 381
7299 pt.	Diet and weight reducing services	95	71 523	20 751	5 958	1 583
7299 pt.	Formal wear rental	91	25 789	7 814	1 700	705
7299 pt.	Other personal services, n.e.c.	192	46 383	14 586	3 428	1 093

Table 7a. Summary Statistics for Firms Subject to Federal Income Tax for Metropolitan Areas: 1992 — Con.

[Includes only establishments with payroll. For meaning of abbreviations and symbols, see introductory text. For explanation of terms and comparability of 1987 and 1992 censuses, see appendix A. For definitions of CMSA's, MSA's, and PMSA's, see appendix D]

SIC code	Geographic area and kind of business or operation	Establishments (number)	Receipts (\$1,000)	Annual payroll (\$1,000)	First-quarter payroll (\$1,000)	Paid employees for pay period including March 12 (number)
CHICAGO-GARY-KENOSHA, IL-IN-WI CMSA— Con.						
Chicago, IL PMSA — Con.						
73	Business services -----	12 263	13 295 215	5 209 488	1 218 404	230 121
731	Advertising -----	1 049	1 710 690	646 523	146 722	16 167
7311	Advertising agencies -----	759	1 281 975	529 482	118 835	11 001
7312	Outdoor advertising services -----	50	90 847	23 957	5 682	656
7313	Radio, television, publishers' advertising representatives -----	137	(D)	(D)	(D)	GG
7313 pt.	Radio, television advertising representatives -----	56	79 070	28 879	6 611	755
7313 pt.	Publishers' advertising representatives -----	81	(D)	(D)	(D)	EE
7319	Advertising, n.e.c. -----	103	(D)	(D)	(D)	HH
732	Consumer credit reporting agencies, mercantile reporting agencies, and adjustment and collection agencies -----	236	346 872	101 019	24 616	4 010
7322	Adjustment and collection services -----	182	163 237	64 306	15 646	2 801
7323	Credit reporting services -----	54	183 635	36 713	8 970	1 209
733	Mailing, reproduction, commercial art and photography, and stenographic services -----	1 816	1 233 469	401 847	95 288	14 225
7331	Direct mail advertising services -----	237	410 493	133 233	33 568	5 363
7331 pt.	Mailing list compilers, brokers, and managers -----	53	118 633	34 356	9 284	998
7331 pt.	Direct mail advertising services, except mailing list services -----	184	291 860	98 877	24 284	4 365
7334	Photocopying and duplicating services -----	177	159 510	52 060	13 028	2 358
7334 pt.	Blueprinting and photocopying services -----	160	131 352	43 676	10 998	1 976
7334 pt.	Duplicating services, except printing and photocopying -----	17	28 158	8 384	2 030	382
7335, 6	Commercial photography, art, and graphics -----	1 121	585 996	191 119	43 042	5 246
7335	Commercial photography -----	281	153 451	46 350	10 987	1 480
7336	Commercial art and graphic design -----	840	432 545	144 769	32 055	3 766
7336 pt.	Commercial art -----	165	61 624	20 870	4 637	554
7336 pt.	Graphic arts and related design -----	675	370 921	123 899	27 418	3 212
7338	Secretarial and court reporting services -----	281	77 470	25 435	5 650	1 258
734	Services to dwellings and other buildings -----	1 803	885 108	440 274	103 103	30 742
7342	Disinfecting and pest control services -----	167	71 649	28 275	6 061	1 147
7349	Building cleaning and maintenance services, n.e.c. -----	1 636	813 459	411 999	97 042	29 595
735	Miscellaneous equipment rental and leasing -----	579	699 153	169 419	38 878	5 812
7352	Medical equipment rental and leasing -----	65	103 296	25 135	6 086	814
7353	Heavy construction equipment rental and leasing -----	85	81 144	22 206	4 745	578
7353 pt.	Rental and leasing of heavy construction equipment without operators -----	53	51 472	11 769	2 417	339
7353 pt.	Rental and leasing of heavy construction equipment with operators -----	32	29 672	10 437	2 328	239
7359	Equipment rental and leasing, n.e.c. -----	429	514 713	122 078	28 047	4 420
7359 pt.	Equipment rental -----	341	387 771	97 634	22 208	3 579
7359 pt.	Rent-to-own -----	8	1 721	374	87	24
7359 pt.	Equipment rental, except rent-to-own -----	333	386 050	97 260	22 121	3 555
7359 pt.	Equipment leasing, except finance leasing -----	88	126 942	24 444	5 839	841
736	Personnel supply services -----	1 417	1 611 982	1 066 457	241 551	73 141
7361	Employment agencies -----	705	344 870	170 345	39 468	9 407
7363	Help supply services -----	712	1 267 112	896 112	202 083	63 734
7363 pt.	Temporary help supply -----	564	824 618	561 868	128 243	48 139
7363 pt.	Help supply, except temporary -----	148	442 494	334 244	73 840	15 595
7363 pt.	Employee leasing -----	106	(D)	(D)	(D)	JJ
7363 pt.	Other help supply services -----	42	(D)	(D)	(D)	HH
737	Computer programming, data processing, and other computer related services -----	2 642	4 155 989	1 478 725	357 809	36 145
7371, 2, 3	Computer programming, prepackaged software, and integrated systems -----	1 590	2 140 358	872 236	212 592	18 368
7371	Computer programming services -----	1 144	827 616	422 815	104 752	8 854
7372	Prepackaged software -----	270	738 617	272 094	65 633	5 300
7373	Computer integrated systems -----	176	574 125	177 327	42 207	4 214
7374, 5, 6	Data processing services -----	375	1 068 557	336 318	82 019	11 754
7374, 5	Computer processing, information retrieval -----	352	1 002 585	313 998	77 161	11 269
7374	Computer processing and data preparation and processing services -----	310	767 370	239 531	59 927	9 162
7375	Information retrieval services -----	42	235 215	74 467	17 234	2 107
7376	Computer facilities management services -----	23	65 772	22 320	4 858	485
7377, 8, 9	Computer rental and leasing, maintenance, and related services, n.e.c. -----	677	947 274	270 171	63 198	6 023
7377	Computer rental and leasing -----	57	(D)	(D)	(D)	FF
7378	Computer maintenance and repair -----	165	277 216	83 608	20 163	2 332
7379	Computer related services, n.e.c. -----	455	(D)	(D)	(D)	HH
7379 pt.	Computer consultants -----	388	253 834	128 588	29 796	2 509
7379 pt.	Miscellaneous computer services, n.e.c. -----	67	(D)	(D)	(D)	EE
738	Miscellaneous business services -----	2 721	2 651 952	905 224	210 437	49 879
7381, 2	Detective agencies and protective services -----	446	544 006	313 725	75 976	23 326
7381	Detective, guard, and armored car services -----	356	419 961	269 974	65 288	21 625
7381 pt.	Detective agencies and guard services -----	347	382 367	247 785	59 605	20 694
7381 pt.	Armored car services -----	9	37 594	22 189	5 683	931
7382	Security systems services -----	90	124 045	43 751	10 688	1 701
7383	News syndicates -----	28	34 560	9 909	2 482	290
7384	Photofinishing laboratories* -----	196	168 382	47 015	11 776	2 547
7384 pt.	Photofinishing laboratories, except "one-hour" (mini) labs* -----	117	151 553	43 439	10 871	2 230
7384 pt.	One-hour (mini) photofinishing -----	79	16 829	3 576	905	317
7389	Business services, n.e.c. -----	2 051	1 905 004	534 575	120 203	23 716
7389 pt.	Sign painting shops -----	96	25 899	9 385	2 087	377
7389 pt.	Interior designing -----	289	107 785	25 429	5 836	955
7389 pt.	Telephone answering services -----	119	47 150	20 464	5 043	1 682
7389 pt.	Other business services -----	1 547	1 724 170	479 297	107 237	20 702
7389 pt.	Water softening and conditioning services -----	47	32 502	10 777	2 467	389
7389 pt.	Packaging and labeling services -----	128	272 047	70 419	16 133	3 178
7389 pt.	Trading stamp services -----	4	(D)	(D)	(D)	BB
7389 pt.	Miscellaneous business services -----	1 368	(D)	(D)	(D)	JJ
7389 pt.	Convention and trade show services -----	135	271 194	88 430	19 533	2 823
7389 pt.	Private mail centers -----	67	52 962	15 803	3 630	1 174
7389 pt.	Miscellaneous business services, n.e.c. -----	1 166	(D)	(D)	(D)	JJ

Table 7a. Summary Statistics for Firms Subject to Federal Income Tax for Metropolitan Areas: 1992—Con.

[Includes only establishments with payroll. For meaning of abbreviations and symbols, see introductory text. For explanation of terms and comparability of 1987 and 1992 censuses, see appendix A. For definitions of CMSA's, MSA's, and PMSA's, see appendix D]

SIC code	Geographic area and kind of business or operation	Establishments (number)	Receipts (\$1,000)	Annual payroll (\$1,000)	First-quarter payroll (\$1,000)	Paid employees for pay period including March 12 (number)
CHICAGO—GARY—KENOSHA, IL—IN—WI CMSA—Con.						
Chicago, IL PMSA—Con.						
75	Automotive repair, services, and parking	4 953	3 157 728	664 125	156 797	31 388
751	Automotive rental and leasing, without drivers	330	1 242 465	119 424	28 008	4 898
7513	Truck rental and leasing, without drivers	148	(D)	(D)	(D)	GG
7513 pt.	Truck rental, without drivers	77	141 489	16 306	3 697	616
7513 pt.	Truck leasing, except finance leasing	71	(D)	(D)	(D)	FF
7514, 5	Passenger car rental and leasing	169	952 955	77 981	18 318	3 535
7514	Passenger car rental	125	(D)	(D)	(D)	HH
7515	Passenger car leasing	44	(D)	(D)	(D)	FF
7519	Utility trailer and recreational vehicle rental	13	(D)	(D)	(D)	BB
752	Automobile parking	403	203 196	43 474	10 732	2 592
7521 pt.	Parking lots	183	(D)	(D)	(D)	FF
7521 pt.	Parking structures	220	(D)	(D)	(D)	GG
753	Automotive repair shops	3 479	1 481 144	433 114	101 508	18 049
7532	Top, body, and upholstery repair shops and paint shops	1 055	550 881	175 192	41 276	6 824
7532 pt.	Top and body repair shops	994	531 137	168 483	39 854	6 568
7532 pt.	Paint shops	61	19 744	6 709	1 422	256
7538	General automotive repair shops	1 610	550 846	149 384	34 627	6 691
7538 pt.	General automotive repair shops, except diesel	1 478	480 752	128 434	29 731	5 862
7538 pt.	Diesel repair shops	132	70 094	20 950	4 896	829
7533, 4, 6, 7, 9	Other automotive repair shops	814	379 417	108 538	25 605	4 534
7533	Automotive exhaust system repair shops	258	119 422	29 758	6 815	1 287
7534	Tire retreading and repair shops	42	32 387	9 182	2 120	400
7536	Automotive glass replacement shops	96	57 226	16 347	4 257	657
7537	Automotive transmission repair shops	178	64 105	22 235	5 171	911
7539	Automotive repair shops, n.e.c.	240	106 277	31 016	7 242	1 279
7539 pt.	Radiator repair	64	22 835	6 337	1 508	310
7539 pt.	Brake, front end, and wheel alignment	81	36 716	11 624	2 668	413
7539 pt.	Automotive electrical and fuel system services	67	17 448	5 354	1 314	283
7539 pt.	Carburetor repair shops	46	10 854	3 441	846	184
7539 pt.	Automotive electrical repair shops	21	6 594	1 913	468	99
7539 pt.	Other automotive repair shops, n.e.c.	28	29 278	7 701	1 752	273
754	Automotive services, except repair	741	230 923	68 113	16 549	5 849
7542	Carwashes	344	81 926	23 719	5 764	2 678
7549	Automotive services, except repair and carwashes	397	148 997	44 394	10 785	3 171
7549 pt.	Lubrication shops	194	75 291	21 842	5 220	1 938
7549 pt.	Other automotive services	203	73 706	22 552	5 565	1 233
7549 pt.	Towing services	136	44 129	14 582	3 686	815
7549 pt.	Other automotive services, n.e.c.	67	29 577	7 970	1 879	418
76	Miscellaneous repair services	2 100	1 219 485	425 329	101 551	16 555
762	Electrical repair shops	642	480 123	189 518	47 030	7 569
7622	Radio and television repair shops	189	83 957	32 426	8 330	1 449
7623, 9	Other electrical and electronic repair shops	453	396 166	157 092	38 700	6 120
7623	Refrigeration and air-conditioning service and repair shops	80	123 857	53 349	12 687	1 362
7629	Electrical and electronic repair shops, n.e.c.	373	272 309	103 743	26 013	4 758
763	Watch, clock, and jewelry repair	68	10 458	3 006	831	245
764	Reupholstery and furniture repair	201	41 578	13 996	3 175	785
769	Miscellaneous repair and related services	1 189	687 326	218 809	50 515	7 956
7692	Welding repair	104	46 525	16 108	3 323	554
7694	Armature rewinding shops	69	87 995	27 585	6 795	910
7699	Repair shops and related services, n.e.c.	1 016	552 806	175 116	40 397	6 492
7699 pt.	Farm machinery and equipment repair	21	3 659	918	178	36
7699 pt.	Lawnmower and other small gasoline engine repair	69	25 886	7 452	1 512	284
7699 pt.	Sewer and septic tank cleaning services	58	35 028	13 284	2 817	440
7699 pt.	Other repair and related services, n.e.c.	868	488 233	153 462	35 890	5 732
78, 79, 84	Amusement and recreation services, including motion pictures and museums	2 951	3 380 456	886 232	184 739	61 218
781, 2	Motion picture production, distribution, and services	450	1 393 522	312 233	73 478	28 638
7812 pt.	Motion picture production, except for television	164	91 326	26 039	5 760	804
7812 pt.	Motion picture and tape production for television	94	96 969	34 521	8 070	816
7819	Services allied to motion picture production	110	(D)	(D)	(D)	KK
7822 pt.	Motion picture film and tape distributors	59	(D)	(D)	(D)	GG
7822 pt.	Motion picture film exchanges	39	(D)	(D)	(D)	FF
7822 pt.	Video tape wholesalers	20	181 153	10 036	2 501	459
7822 pt.	Film and tape distribution for television	12	(D)	(D)	(D)	BB
7829	Services allied to motion picture distribution	11	(D)	(D)	(D)	BB
783	Motion picture theaters	145	189 153	33 514	7 986	2 796
7832	Motion picture theaters, except drive-in	133	183 736	32 399	7 901	2 692
7833	Drive-in motion picture theaters	12	5 417	1 115	85	104
784	Video tape rental	587	174 943	29 613	7 142	3 753
792	Theatrical producers (except motion picture), bands, orchestras, and entertainers	322	211 138	53 665	10 943	2 017
7922	Theatrical producers (except motion picture) and miscellaneous theatrical services	153	130 559	32 415	6 994	1 229
7922 pt.	Producers of live theatrical productions	44	39 177	11 712	2 560	614
7922 pt.	Producers of radio and television shows, except tape producers	19	26 037	8 325	1 847	85
7922 pt.	Artists' and entertainers' managers or agents, concert bureaus, booking agents	50	(D)	(D)	(D)	CC
7922 pt.	Other theatrical services	40	(D)	(D)	(D)	EE

Table 7a. Summary Statistics for Firms Subject to Federal Income Tax for Metropolitan Areas: 1992 — Con.

[Includes only establishments with payroll. For meaning of abbreviations and symbols, see introductory text. For explanation of terms and comparability of 1987 and 1992 censuses, see appendix A. For definitions of CMSA's, MSA's, and PMSA's, see appendix D]

SIC code	Geographic area and kind of business or operation	Establishments (number)	Receipts (\$1,000)	Annual payroll (\$1,000)	First-quarter payroll (\$1,000)	Paid employees for pay period including March 12 (number)
CHICAGO-GARY-KENOSHA, IL-IN-WI CMSA—Con.						
Chicago, IL PMSA —Con.						
78, 79, 84	Amusement and recreation services, including motion pictures and museums—Con.					
792	Theatrical producers (except motion picture), bands, orchestras, and entertainers—Con.					
7929	Bands, orchestras, actors, and other entertainers and entertainment groups	169	80 579	21 250	3 949	788
7929 pt.	Dance groups and artists	5	(D)	(D)	(D)	BB
7929 pt.	Symphony orchestras, opera companies, and chamber music organizations	—	—	—	—	—
7929 pt.	Other music and entertainment presentations	164	(D)	(D)	(D)	FF
7929 pt.	Other music groups and artists	78	(D)	(D)	(D)	EE
7929 pt.	Other entertainers and entertainment groups	86	57 567	12 341	2 004	283
793	Bowling centers	193	106 611	30 419	8 137	3 105
79 ex. 792, 3; 84	Commercial sports and other amusement and recreation services, including museums	1 254	1 305 089	426 788	77 053	20 909
794	Commercial sports	126	372 192	198 380	33 257	3 094
7941	Professional sports clubs, managers, promoters	41	205 480	170 199	26 219	1 470
7941 pt.	Baseball clubs	4	(D)	(D)	(D)	FF
7941 pt.	Football clubs	1	(D)	(D)	(D)	CC
7941 pt.	Other professional sports clubs	5	(D)	(D)	(D)	CC
7941 pt.	Managers and promoters	31	(D)	(D)	(D)	EE
7948	Racing, including track operation	85	166 712	28 181	7 038	1 624
7948 pt.	Auto racetrack operation	4	2 287	435	91	27
7948 pt.	Horse racetrack operation	10	(D)	(D)	(D)	GG
7948 pt.	Dog racetrack operation	—	—	—	—	—
7948 pt.	Racing stables and racing, n.e.c.	71	(D)	(D)	(D)	EE
79 ex. 792, 3, 4; 84	Other amusement and recreation services, including museums	1 128	932 897	228 408	43 796	17 815
791	Dance studios, schools, and halls	96	15 088	4 464	1 140	556
7991	Physical fitness facilities	238	169 906	45 208	11 429	4 916
7991 pt.	Physical fitness centers, except gymnasiums and athletic clubs	213	145 667	37 031	9 636	3 818
7991 pt.	Gymnasiums and athletic clubs	25	24 239	8 177	1 793	1 098
7992	Public golf courses	64	70 723	18 869	2 894	814
7993	Coin-operated amusement devices	133	61 601	13 938	3 066	743
7996	Amusement parks	20	(D)	(D)	(D)	FF
7997	Membership sports and recreation clubs	150	174 063	59 866	12 074	4 550
7999, 84	Amusement and recreation services, including museums, n.e.c. .	427	(D)	(D)	(D)	II
7999 pt.	Concession operators of amusement devices and rides	20	4 190	739	71	30
7999 pt.	Carnivals, circuses, and fairs	15	8 982	1 244	99	44
7999 pt.	Carnivals and circuses	13	(D)	(D)	(D)	BB
7999 pt.	Fairs	2	(D)	(D)	(D)	AA
7999 pt., 84	Other recreation and amusements, including museums	392	(D)	(D)	(D)	II
84	Museums, art galleries, and botanical and zoological gardens	11	2 425	468	101	32
841	Museums and art galleries	10	(D)	(D)	(D)	BB
842	Arboreta and botanical or zoological gardens	1	(D)	(D)	(D)	AA
7999 pt.	Roller skating rinks	23	7 996	1 798	503	337
7999 pt.	Ice skating rinks	8	3 502	1 073	296	154
7999 pt.	Other amusement and recreation services, n.e.c.	350	(D)	(D)	(D)	HH
80	Health services	13 053	8 855 671	3 981 759	829 475	123 415
801	Offices and clinics of doctors of medicine	6 136	4 329 330	2 216 896	424 826	38 021
8011 pt.	Offices of doctors of medicine	5 996	4 089 755	2 128 734	404 115	35 088
8011 pt.	General medical clinics	140	239 575	88 162	20 711	2 933
802	Offices and clinics of dentists	3 681	1 103 547	423 395	92 367	17 750
8021 pt.	Offices of dentists	3 661	1 095 849	419 965	91 688	17 638
8021 pt.	Dental clinics	20	7 698	3 430	679	112
803	Offices and clinics of doctors of osteopathy	117	44 220	22 299	3 962	525
8031 pt.	Offices of osteopathic physicians	112	40 008	19 235	3 344	493
8031 pt.	Osteopathic clinics	5	4 212	3 064	618	32
804	Offices and clinics of other health practitioners	1 859	521 495	188 067	40 689	7 552
8041	Offices and clinics of chiropractors	568	121 855	35 518	7 829	1 862
8042	Offices and clinics of optometrists	429	138 124	39 874	8 672	2 000
8043	Offices and clinics of podiatrists	308	82 260	28 125	5 520	1 005
8049	Offices and clinics of health practitioners, n.e.c.	554	179 256	84 550	18 668	2 685
805	Nursing and personal care facilities	276	1 039 893	420 956	99 720	29 160
8051	Skilled nursing care facilities	200	847 075	348 795	82 803	23 691
8052	Intermediate care facilities	51	146 682	53 340	12 652	4 202
8059	Nursing and personal care facilities, n.e.c.	25	46 136	18 821	4 265	1 267
806	Hospitals	24	709 874	279 258	68 022	10 066
8062	General medical and surgical hospitals	7	(D)	(D)	(D)	II
8063, 9	Specialty hospitals	17	(D)	(D)	(D)	HH
8063	Psychiatric hospitals	13	(D)	(D)	(D)	HH
8069	Specialty hospitals, except psychiatric	4	96 384	34 497	6 896	1 048
807, 8, 9	Other health services	960	1 107 312	430 888	99 889	20 341
807	Medical and dental laboratories	463	378 020	127 002	29 644	4 762
8071	Medical laboratories	230	317 911	98 811	22 871	3 585
8072	Dental laboratories	233	60 109	28 191	6 773	1 177
808	Home health care services	198	432 118	184 873	43 582	11 488
809	Miscellaneous health and allied services, n.e.c.	299	297 174	119 013	26 663	4 091
8092	Kidney dialysis centers	30	53 270	16 132	3 635	636
8093	Specialty outpatient facilities, n.e.c.	152	146 769	64 998	14 319	2 201
8099	Health and allied services, n.e.c.	117	97 135	37 883	8 709	1 254
81	Legal services	4 982	5 065 971	1 934 051	417 756	38 316

IL-132 ILLINOIS

SERVICE INDUSTRIES—GEOGRAPHIC AREA SERIES

Table 7a. Summary Statistics for Firms Subject to Federal Income Tax for Metropolitan Areas: 1992—Con.

[Includes only establishments with payroll. For meaning of abbreviations and symbols, see introductory text. For explanation of terms and comparability of 1987 and 1992 censuses, see appendix A. For definitions of CMSA's, MSA's, and PMSA's, see appendix D]

SIC code	Geographic area and kind of business or operation	Establishments (number)	Receipts (\$1,000)	Annual payroll (\$1,000)	First-quarter payroll (\$1,000)	Paid employees for pay period including March 12 (number)
CHICAGO—GARY—KENOSHA, IL—IN—WI CMSA—Con.						
Chicago, IL PMSA—Con.						
823, 4, 9	Selected educational services	489	261 948	92 416	22 200	4 153
823	Libraries.....	1	(D)	(D)	(D)	AA
824	Vocational schools	157	142 948	53 434	13 059	1 827
8243	Data processing schools	52	84 285	30 861	7 815	814
8244	Business and secretarial schools	18	12 192	4 464	1 062	199
8249	Vocational schools, n.e.c.	87	46 471	18 109	4 182	814
829	Schools and educational services, n.e.c.	331	(D)	(D)	(D)	GG
83	Social services	1 007	311 314	124 781	29 759	10 380
835	Child day care services	653	139 630	62 171	14 952	6 890
832, 3, 6, 9	Other social services	354	171 684	62 610	14 807	3 490
832	Individual and family social services	202	71 956	25 174	5 659	1 343
833	Job training and vocational rehabilitation services	55	43 086	21 857	5 396	900
836	Residential care	57	36 659	12 270	2 945	1 092
839	Social services, n.e.c.	40	19 983	3 309	807	155
87 ex. 8733	Engineering, accounting, research, management, and related services (except noncommercial research organizations)	8 472	8 680 255	3 588 004	829 138	92 643
871	Engineering, architectural, and surveying services	2 119	2 520 127	1 114 831	264 188	26 476
8711	Engineering services	1 245	1 969 873	874 047	210 582	20 016
8712	Architectural services	716	485 121	205 559	45 896	5 222
8713	Surveying services	158	65 133	35 225	7 710	1 238
872	Accounting, auditing, and bookkeeping services	2 516	1 952 146	811 968	198 028	22 386
873 ex. 8733	Research, development, and testing services (except noncommercial research organizations)	499	864 180	351 732	85 958	11 804
8731	Commercial physical and biological research	69	200 099	96 991	23 918	2 137
8731 pt.	Commercial physical research	42	184 187	91 078	22 733	1 965
8731 pt.	Commercial medical and biological research	27	15 912	5 913	1 185	172
8732	Commercial economic, sociological, and educational research	306	493 051	192 999	47 536	7 679
8734	Testing laboratories	124	171 030	61 742	14 504	1 988
874	Management and public relations services	3 338	3 343 802	1 309 473	280 964	31 977
8741	Management services	783	1 317 246	433 934	98 534	14 610
8742	Management consulting services	1 786	1 657 225	721 305	149 672	13 628
8743	Public relations services	247	152 898	66 653	14 911	1 579
8744	Facilities support management services	13	9 382	3 944	954	134
8748	Business consulting services, n.e.c.	509	207 051	83 637	16 893	2 026
89	Services, n.e.c.	494	298 988	116 062	20 920	2 318
8999 pt.	Scientific and related consulting services, except environmental	100	58 228	29 910	6 187	493
8999 pt.	Other services	394	240 760	86 152	14 733	1 825
8999 pt.	Environmental consulting	98	123 937	43 884	10 020	1 185
8999 pt.	Authors, composers, and other arts-related services	99	46 815	11 624	1 995	210
8999 pt.	Other services, n.e.c.	197	70 008	30 644	2 718	430
Gary, IN PMSA						
Total		3 675	1 882 317	767 250	165 309	35 878
(See appropriate State for SIC detail.)						
Kankakee, IL PMSA						
Total		572	551 885	385 483	69 452	13 198
70 ex. 704	Hotels, rooming houses, camps, and other lodging places (except membership lodging)	8	3 780	727	160	79
7011	Hotels and motels	8	3 780	727	160	79
7011 pt.	Hotels	2	(D)	(D)	(D)	BB
7011 pt.	Motels, motor hotels, and tourist courts	6	(D)	(D)	(D)	BB
702, 3	Other lodging places	—	—	—	—	—
72	Personal services	60	12 296	3 636	893	340
721	Laundry, cleaning, and garment services	21	4 818	1 554	371	138
7211	Power laundries, family and commercial*	1	(D)	(D)	(D)	AA
7213	Linen supply*	—	—	—	—	—
7215	Coin-operated laundries and drycleaning	7	(D)	(D)	(D)	AA
7216	Drycleaning plants, except rug cleaning*	8	1 469	417	104	48
7217	Carpet and upholstery cleaning	1	(D)	(D)	(D)	AA
7218	Industrial launderers*	2	(D)	(D)	(D)	BB
7212, 9	Other laundry, cleaning, and garment services*	2	(D)	(D)	(D)	AA
722	Photographic studios, portrait	5	1 092	253	47	30
723, 4	Beauty and barber shops	18	2 237	930	218	89
723	Beauty shops	18	2 237	930	218	89
724	Barber shops	—	—	—	—	—
725	Shoe repair shops and shoeshine parlors	1	(D)	(D)	(D)	AA
726	Funeral service and crematories	8	3 094	684	165	22
729	Miscellaneous personal services	7	(D)	(D)	(D)	BB

Table 7a. Summary Statistics for Firms Subject to Federal Income Tax for Metropolitan Areas: 1992 — Con.

[Includes only establishments with payroll. For meaning of abbreviations and symbols, see introductory text. For explanation of terms and comparability of 1987 and 1992 censuses, see appendix A. For definitions of CMSA's, MSA's, and PMSA's, see appendix D]

SIC code	Geographic area and kind of business or operation	Establishments (number)	Receipts (\$1,000)	Annual payroll (\$1,000)	First-quarter payroll (\$1,000)	Paid employees for pay period including March 12 (number)
CHICAGO-GARY-KENOSHA, IL-IN-WI CMSA— Con.						
Kankakee, IL PMSA — Con.						
73	Business services -----	73	375 046	316 086	54 739	9 927
731	Advertising -----	2	(D)	(D)	(D)	AA
732	Consumer credit reporting agencies, mercantile reporting agencies, and adjustment and collection agencies -----	4	(D)	(D)	(D)	AA
733	Mailing, reproduction, commercial art and photography, and stenographic services -----	1	(D)	(D)	(D)	AA
734	Services to dwellings and other buildings -----	17	(D)	(D)	(D)	BB
735	Miscellaneous equipment rental and leasing -----	7	(D)	(D)	(D)	BB
736	Personnel supply services -----	8	(D)	(D)	(D)	II
737	Computer programming, data processing, and other computer related services -----	7	(D)	(D)	(D)	BB
7371, 2, 3	Computer programming, prepackaged software, and integrated systems -----	5	2 318	1 053	251	32
7374, 5, 6	Data processing services -----	1	(D)	(D)	(D)	AA
7377, 8, 9	Computer rental and leasing, maintenance, and related services, n.e.c. -----	1	(D)	(D)	(D)	AA
738	Miscellaneous business services -----	27	(D)	(D)	(D)	GG
75	Automotive repair, services, and parking -----	80	28 627	7 651	1 762	382
751	Automotive rental and leasing, without drivers -----	3	(D)	(D)	(D)	AA
752	Automobile parking -----	—	—	—	—	—
753	Automotive repair shops -----	65	22 008	6 449	1 489	306
7532	Top, body, and upholstery repair shops and paint shops -----	20	8 081	2 320	529	114
7538	General automotive repair shops -----	31	9 369	2 830	678	132
7533, 4, 6, 7, 9	Other automotive repair shops -----	14	4 558	1 299	282	60
754	Automotive services, except repair -----	12	(D)	(D)	(D)	BB
76	Miscellaneous repair services -----	36	8 316	2 396	570	184
762	Electrical repair shops -----	8	2 728	1 002	232	46
7622	Radio and television repair shops -----	3	(D)	(D)	(D)	AA
7623, 9	Other electrical and electronic repair shops -----	5	(D)	(D)	(D)	BB
763	Watch, clock, and jewelry repair -----	1	(D)	(D)	(D)	AA
764	Reupholstery and furniture repair -----	3	(D)	(D)	(D)	BB
769	Miscellaneous repair and related services -----	24	(D)	(D)	(D)	BB
78, 79, 84	Amusement and recreation services, including motion pictures and museums -----	39	11 860	3 042	689	278
781, 2	Motion picture production, distribution, and services -----	1	(D)	(D)	(D)	AA
783	Motion picture theaters -----	2	(D)	(D)	(D)	BB
784	Video tape rental -----	10	(D)	(D)	(D)	BB
792	Theatrical producers (except motion picture), bands, orchestras, and entertainers -----	1	(D)	(D)	(D)	AA
793	Bowling centers -----	5	2 202	682	173	69
79 ex. 792, 3; 84	Commercial sports and other amusement and recreation services, including museums -----	20	6 532	1 808	390	150
80	Health services -----	157	86 513	42 842	8 430	1 576
801	Offices and clinics of doctors of medicine -----	77	44 421	26 879	4 642	422
802	Offices and clinics of dentists -----	36	9 390	3 887	832	159
803	Offices and clinics of doctors of osteopathy -----	—	—	—	—	—
804	Offices and clinics of other health practitioners -----	19	4 355	1 156	254	65
805	Nursing and personal care facilities -----	9	17 149	6 683	1 724	559
806	Hospitals -----	—	—	—	—	—
807, 8, 9	Other health services -----	16	11 198	4 237	978	371
81	Legal services -----	48	9 231	2 884	560	117
823, 4, 9	Selected educational services -----	3	(D)	(D)	(D)	BB
83	Social services -----	18	2 233	975	248	98
835	Child day care services -----	13	1 472	788	206	81
832, 3, 6, 9	Other social services -----	5	761	187	42	17
87 ex. 8733	Engineering, accounting, research, management, and related services (except noncommercial research organizations) -----	45	11 490	4 240	1 188	184
871	Engineering, architectural, and surveying services -----	14	3 735	1 339	287	50
872	Accounting, auditing, and bookkeeping services -----	21	5 914	2 284	644	118
873 ex. 8733	Research, development, and testing services (except noncommercial research organizations) -----	—	—	—	—	—
874	Management and public relations services -----	10	1 841	617	257	16
89	Services, n.e.c. -----	5	(D)	(D)	(D)	AA
Kenosha, WI PMSA						
Total -----		781	288 149	108 133	23 620	6 066

(See appropriate State for SIC detail.)

Table 7a. Summary Statistics for Firms Subject to Federal Income Tax for Metropolitan Areas: 1992—Con.

[Includes only establishments with payroll. For meaning of abbreviations and symbols, see introductory text. For explanation of terms and comparability of 1987 and 1992 censuses, see appendix A. For definitions of CMSA's, MSA's, and PMSA's, see appendix D]

SIC code	Geographic area and kind of business or operation	Establishments (number)	Receipts (\$1,000)	Annual payroll (\$1,000)	First-quarter payroll (\$1,000)	Paid employees for pay period including March 12 (number)
DAVENPORT—MOLINE—ROCK ISLAND, IA—IL MSA						
	Total	2 381	1 180 568	419 285	92 545	23 736
70 ex. 704	Hotels, rooming houses, camps, and other lodging places (except membership lodging)	58	50 630	13 219	3 085	1 523
7011	Hotels and motels	48	48 928	13 025	3 044	1 487
7011 pt.	Hotels	15	22 706	7 231	1 762	788
7011 pt.	Hotels, 25 guestrooms or more	13	(D)	(D)	(D)	FF
7011 pt.	Hotels, less than 25 guestrooms	2	(D)	(D)	(D)	AA
7011 pt.	Motels, motor hotels, and tourist courts	33	26 222	5 794	1 282	699
7011 pt.	Motels, tourist courts	26	13 930	3 161	705	418
7011 pt.	Motor hotels	7	12 292	2 633	577	281
702, 3	Other lodging places	10	1 702	194	41	36
702	Rooming and boarding houses	5	(D)	(D)	(D)	AA
703	Camps and recreational vehicle parks	5	(D)	(D)	(D)	BB
72	Personal services	300	67 459	23 456	5 468	1 955
721	Laundry, cleaning, and garment services	68	26 021	8 998	2 111	668
7211	Power laundries, family and commercial*	2	(D)	(D)	(D)	BB
7213	Linen supply*	1	(D)	(D)	(D)	AA
7215	Coin-operated laundries and drycleaning	20	2 066	474	102	69
7216	Drycleaning plants, except rug cleaning*	21	6 392	2 500	564	258
7217	Carpet and upholstery cleaning	14	1 931	608	122	66
7218	Industrial laundries*	3	(D)	(D)	(D)	CC
7212, 9	Other laundry, cleaning, and garment services*	7	382	85	21	8
7212	Garment pressing, and agents for laundries and drycleaners	1	(D)	(D)	(D)	AA
7219	Laundry and garment services, n.e.c.*	6	(D)	(D)	(D)	AA
722	Photographic studios, portrait	20	5 081	1 450	308	119
723, 4	Beauty and barber shops	134	15 831	7 015	1 630	671
723	Beauty shops	121	14 895	6 610	1 538	634
724	Barber shops	13	936	405	92	37
725	Shoe repair shops and shoeshine parlors	3	157	40	9	23
726	Funeral service and crematories	31	13 807	4 006	834	182
729	Miscellaneous personal services	44	6 562	1 947	576	292
7291	Tax return preparation services	19	1 224	281	197	115
7299	Miscellaneous personal services, n.e.c.	25	5 338	1 666	379	177
73	Business services	336	187 722	77 180	17 488	5 342
731	Advertising	24	9 026	3 053	871	120
7311	Advertising agencies	21	(D)	(D)	(D)	BB
7312	Outdoor advertising services	1	(D)	(D)	(D)	BB
7313	Radio, television, publishers' advertising representatives	1	(D)	(D)	(D)	AA
7319	Advertising, n.e.c.	1	(D)	(D)	(D)	AA
732	Consumer credit reporting agencies, mercantile reporting agencies, and adjustment and collection agencies	7	4 375	2 255	491	81
7322	Adjustment and collection services	5	(D)	(D)	(D)	BB
7323	Credit reporting services	2	(D)	(D)	(D)	AA
733	Mailing, reproduction, commercial art and photography, and stenographic services	26	7 503	1 795	418	91
7331	Direct mail advertising services	2	(D)	(D)	(D)	AA
7334	Photocopying and duplicating services	3	(D)	(D)	(D)	AA
7335, 6	Commercial photography, art, and graphics	13	2 525	900	239	49
7335	Commercial photography	1	(D)	(D)	(D)	AA
7336	Commercial art and graphic design	12	(D)	(D)	(D)	BB
7338	Secretarial and court reporting services	8	4 002	701	131	23
734	Services to dwellings and other buildings	75	14 108	6 388	1 541	741
7342	Disinfecting and pest control services	14	5 005	1 572	319	75
7349	Building cleaning and maintenance services, n.e.c.	61	9 103	4 816	1 222	666
735	Miscellaneous equipment rental and leasing	42	27 582	6 470	1 549	286
7352	Medical equipment rental and leasing	4	3 757	709	177	36
7353	Heavy construction equipment rental and leasing	4	5 670	1 197	340	38
7359	Equipment rental and leasing, n.e.c.	34	18 155	4 564	1 032	212
736	Personnel supply services	29	27 561	19 570	4 088	1 724
7361	Employment agencies	6	1 077	542	172	29
7363	Help supply services	23	26 484	19 028	3 916	1 695
7363 pt.	Temporary help supply	22	(D)	(D)	(D)	GG
7363 pt.	Help supply, except temporary	1	(D)	(D)	(D)	AA
737	Computer programming, data processing, and other computer related services	46	43 516	15 178	3 189	515
7371, 2, 3	Computer programming, prepackaged software, and integrated systems	28	28 996	10 164	2 069	276
7371	Computer programming services	10	4 315	1 664	375	40
7372	Prepackaged software	5	4 223	1 345	290	75
7373	Computer integrated systems	13	20 458	7 155	1 404	161
7374, 5, 6	Data processing services	10	(D)	(D)	(D)	CC
7374, 5	Computer processing, information retrieval	8	5 297	1 997	311	152
7376	Computer facilities management services	2	(D)	(D)	(D)	BB
7377, 8, 9	Computer rental and leasing, maintenance, and related services, n.e.c.	8	(D)	(D)	(D)	BB
7377	Computer rental and leasing	—	—	—	—	—
7378	Computer maintenance and repair	8	(D)	(D)	(D)	BB
7379	Computer related services, n.e.c.	—	—	—	—	—

Table 7a. Summary Statistics for Firms Subject to Federal Income Tax for Metropolitan Areas: 1992—Con.

[Includes only establishments with payroll. For meaning of abbreviations and symbols, see introductory text. For explanation of terms and comparability of 1987 and 1992 censuses, see appendix A. For definitions of CMSA's, MSA's, and PMSA's, see appendix D]

SIC code	Geographic area and kind of business or operation	Establishments (number)	Receipts (\$1,000)	Annual payroll (\$1,000)	First-quarter payroll (\$1,000)	Paid employees for pay period including March 12 (number)
DAVENPORT—MOLINE—ROCK ISLAND, IA—IL MSA—Con.						
73	Business services—Con.					
738	Miscellaneous business services	87	54 051	22 471	5 341	1 784
7381, 2	Detective agencies and protective services	21	19 861	12 695	3 120	1 089
7381	Detective, guard, and armored car services	19	(D)	(D)	(D)	FF
7382	Security systems services	2	(D)	(D)	(D)	EE
7383	News syndicates	—	—	—	—	—
7384	Photofinishing laboratories*	7	2 998	1 007	165	35
7389	Business services, n.e.c.	59	31 192	8 769	2 056	660
7389 pt.	Sign painting shops	4	(D)	(D)	(D)	AA
7389 pt.	Interior designing	4	2 307	277	72	17
7389 pt.	Telephone answering services	2	(D)	(D)	(D)	BB
7389 pt.	Other business services	49	27 688	8 019	1 878	604
75	Automotive repair, services, and parking	271	93 884	20 320	4 808	1 270
751	Automotive rental and leasing, without drivers	24	29 236	3 713	853	191
7513	Truck rental and leasing, without drivers	12	19 761	2 524	602	117
7514, 5	Passenger car rental and leasing	11	(D)	(D)	(D)	BB
7514	Passenger car rental	8	6 524	988	208	63
7515	Passenger car leasing	3	(D)	(D)	(D)	AA
7519	Utility trailer and recreational vehicle rental	1	(D)	(D)	(D)	AA
752	Automobile parking	—	—	—	—	—
753	Automotive repair shops	204	57 468	14 380	3 384	810
7532	Top, body, and upholstery repair shops and paint shops	62	17 309	4 227	1 034	229
7532 pt.	Top and body repair shops	58	16 774	4 071	1 014	223
7532 pt.	Paint shops	4	535	156	20	6
7538	General automotive repair shops	84	19 716	5 239	1 267	316
7538 pt.	General automotive repair shops, except diesel	73	16 383	4 098	985	252
7538 pt.	Diesel repair shops	11	3 333	1 141	282	64
7533, 4, 6, 7, 9	Other automotive repair shops	58	20 443	4 914	1 083	265
7533	Automotive exhaust system repair shops	16	5 955	1 520	295	77
7534	Tire retreading and repair shops	3	(D)	(D)	(D)	BB
7536	Automotive glass replacement shops	12	3 090	971	200	45
7537	Automotive transmission repair shops	8	1 344	424	98	19
7539	Automotive repair shops, n.e.c.	19	(D)	(D)	(D)	BB
7539 pt.	Radiator repair	3	(D)	(D)	(D)	AA
7539 pt.	Brake, front end, and wheel alignment	7	2 472	720	162	40
7539 pt.	Automotive electrical and fuel system services	7	1 094	265	62	23
7539 pt.	Other automotive repair shops, n.e.c.	2	(D)	(D)	(D)	AA
754	Automotive services, except repair	43	7 180	2 227	571	269
7542	Carwashes	23	4 299	1 384	347	190
7549	Automotive services, except repair and carwashes	20	2 881	843	224	79
76	Miscellaneous repair services	124	61 780	19 094	4 511	910
762	Electrical repair shops	40	16 136	6 367	1 535	348
7622	Radio and television repair shops	12	4 006	1 367	334	76
7623, 9	Other electrical and electronic repair shops	28	12 130	5 000	1 201	272
7623	Refrigeration and air-conditioning service and repair shops	5	1 266	346	88	18
7629	Electrical and electronic repair shops, n.e.c.	23	10 864	4 654	1 113	254
763	Watch, clock, and jewelry repair	1	(D)	(D)	(D)	AA
764	Reupholstery and furniture repair	15	(D)	(D)	(D)	BB
769	Miscellaneous repair and related services	68	44 259	12 454	2 916	535
7692	Welding repair	7	5 294	1 287	229	40
7694	Armature rewinding shops	5	5 551	1 782	477	110
7699	Repair shops and related services, n.e.c.	56	33 414	9 385	2 210	385
78, 79, 84	Amusement and recreation services, including motion pictures and museums	148	180 101	37 111	10 088	3 707
781, 2	Motion picture production, distribution, and services	3	(D)	(D)	(D)	AA
783	Motion picture theaters	7	(D)	(D)	(D)	CC
7832	Motion picture theaters, except drive-in	7	(D)	(D)	(D)	CC
7833	Drive-in motion picture theaters	—	—	—	—	—
784	Video tape rental	28	8 208	1 953	500	256
792	Theatrical producers (except motion picture), bands, orchestras, and entertainers	8	(D)	(D)	(D)	AA
7922	Theatrical producers (except motion picture) and miscellaneous theatrical services	2	(D)	(D)	(D)	AA
7929	Bands, orchestras, actors, and other entertainers and entertainment groups	6	(D)	(D)	(D)	AA
793	Bowling centers	19	6 615	1 686	482	261
79 ex. 792, 3, 84	Commercial sports and other amusement and recreation services, including museums	83	157 300	32 099	8 834	3 053
794	Commercial sports	4	6 354	1 845	477	319
7941	Professional sports clubs, managers, promoters	2	(D)	(D)	(D)	BB
7948	Racing, including track operation	2	(D)	(D)	(D)	EE
79 ex. 792, 3, 4, 84	Other amusement and recreation services, including museums	79	150 946	30 254	8 357	2 734
791	Dance studios, schools, and halls	5	(D)	(D)	(D)	BB
7991	Physical fitness facilities	14	2 419	786	185	151
7992	Public golf courses	9	3 330	706	93	35
7993	Coin-operated amusement devices	8	5 534	811	186	62
7996	Amusement parks	1	(D)	(D)	(D)	AA
7997	Membership sports and recreation clubs	9	3 521	1 128	227	119
7999, 84	Amusement and recreation services, including museums, n.e.c.	33	135 076	26 415	7 595	2 327
7999 pt.	Concession operators of amusement devices and rides	2	(D)	(D)	(D)	AA
7999 pt.	Carnivals, circuses, and fairs	—	—	—	—	—
7999 pt., 84	Other recreation and amusements, including museums	31	(D)	(D)	(D)	GG

Table 7a. Summary Statistics for Firms Subject to Federal Income Tax for Metropolitan Areas: 1992 — Con.

[Includes only establishments with payroll. For meaning of abbreviations and symbols, see introductory text. For explanation of terms and comparability of 1987 and 1992 censuses, see appendix A. For definitions of CMSA's, MSA's, and PMSA's, see appendix D]

SIC code	Geographic area and kind of business or operation	Establishments (number)	Receipts (\$1,000)	Annual payroll (\$1,000)	First-quarter payroll (\$1,000)	Paid employees for pay period including March 12 (number)
DAVENPORT—MOLINE—ROCK ISLAND, IA—IL MSA — Con.						
80	Health services	678	361 280	158 084	31 194	5 999
801	Offices and clinics of doctors of medicine	254	159 146	83 521	14 660	1 740
8011 pt.	Offices of doctors of medicine	249	154 796	81 885	14 502	1 706
8011 pt.	General medical clinics	5	4 350	1 636	158	34
802	Offices and clinics of dentists	165	48 992	19 264	4 102	817
803	Offices and clinics of doctors of osteopathy	44	13 370	4 641	1 033	197
804	Offices and clinics of other health practitioners	142	30 643	9 908	2 225	501
8041	Offices and clinics of chiropractors	85	12 412	4 055	948	227
8042	Offices and clinics of optometrists	24	6 989	1 501	359	103
8043	Offices and clinics of podiatrists	12	1 882	265	50	20
8049	Offices and clinics of health practitioners, n.e.c.	21	9 360	4 087	868	151
805	Nursing and personal care facilities	18	32 965	14 376	3 522	1 328
8051	Skilled nursing care facilities	9	23 900	10 376	2 536	938
8052	Intermediate care facilities	8	(D)	(D)	(D)	EE
8059	Nursing and personal care facilities, n.e.c.	1	(D)	(D)	(D)	AA
806	Hospitals	1	(D)	(D)	(D)	EE
8062	General medical and surgical hospitals	1	(D)	(D)	(D)	EE
8063, 9	Specialty hospitals	-	-	-	-	-
807, 8, 9	Other health services	54	(D)	(D)	(D)	GG
807	Medical and dental laboratories	28	28 474	9 175	2 036	448
8071	Medical laboratories	12	23 866	6 866	1 482	322
8072	Dental laboratories	16	4 608	2 309	554	126
808	Home health care services	11	10 651	5 088	1 208	399
809	Miscellaneous health and allied services, n.e.c.	15	(D)	(D)	(D)	CC
8092	Kidney dialysis centers	1	(D)	(D)	(D)	AA
8093	Specialty outpatient facilities, n.e.c.	7	7 572	2 071	333	104
8099	Health and allied services, n.e.c.	7	(D)	(D)	(D)	BB
81	Legal services	181	66 453	22 281	4 479	805
823, 4, 9	Selected educational services	14	3 482	1 394	291	66
823	Libraries	1	(D)	(D)	(D)	AA
824	Vocational schools	4	(D)	(D)	(D)	BB
829	Schools and educational services, n.e.c.	9	(D)	(D)	(D)	BB
83	Social services	54	5 989	2 668	693	322
835	Child day care services	41	3 879	1 769	444	253
832, 3, 6, 9	Other social services	13	2 110	899	249	69
87 ex. 8733	Engineering, accounting, research, management, and related services (except noncommercial research organizations)	206	96 317	42 673	10 004	1 748
871	Engineering, architectural, and surveying services	46	30 268	13 608	3 105	438
8711	Engineering services	30	26 707	12 310	2 837	379
8712	Architectural services	14	(D)	(D)	(D)	BB
8713	Surveying services	2	(D)	(D)	(D)	AA
872	Accounting, auditing, and bookkeeping services	90	31 652	12 291	3 265	604
873 ex. 8733	Research, development, and testing services (except noncommercial research organizations)	9	(D)	(D)	(D)	CC
8731	Commercial physical and biological research	1	(D)	(D)	(D)	AA
8732	Commercial economic, sociological, and educational research	5	(D)	(D)	(D)	CC
8734	Testing laboratories	3	(D)	(D)	(D)	BB
874	Management and public relations services	61	(D)	(D)	(D)	FF
8741	Management services	17	18 066	8 661	2 157	327
8742	Management consulting services	27	6 440	2 902	563	141
8743	Public relations services	5	(D)	(D)	(D)	AA
8744	Facilities support management services	3	1 878	1 095	255	44
8748	Business consulting services, n.e.c.	9	1 261	617	154	13
89	Services, n.e.c.	11	5 471	1 805	436	89
DECATUR, IL MSA						
	Total	720	321 348	129 859	28 346	6 368
70 ex. 704	Hotels, rooming houses, camps, and other lodging places (except membership lodging)	14	13 736	3 812	877	402
7011	Hotels and motels	14	13 736	3 812	877	402
7011 pt.	Hotels	4	(D)	(D)	(D)	EE
7011 pt.	Motels, motor hotels, and tourist courts	10	(D)	(D)	(D)	CC
702, 3	Other lodging places	-	-	-	-	-

Table 7a. Summary Statistics for Firms Subject to Federal Income Tax for Metropolitan Areas: 1992 — Con.

[Includes only establishments with payroll. For meaning of abbreviations and symbols, see introductory text. For explanation of terms and comparability of 1987 and 1992 censuses, see appendix A. For definitions of CMSA's, MSA's, and PMSA's, see appendix D]

SIC code	Geographic area and kind of business or operation	Establishments (number)	Receipts (\$1,000)	Annual payroll (\$1,000)	First-quarter payroll (\$1,000)	Paid employees for pay period including March 12 (number)
DECATUR, IL MSA — Con.						
72	Personal services -----	93	28 429	9 601	2 404	829
721	Laundry, cleaning, and garment services -----	24	15 426	5 348	1 289	353
7211	Power laundries, family and commercial* -----	1	(D)	(D)	(D)	AA
7213	Linen supply* -----	1	(D)	(D)	(D)	BB
7215	Coin-operated laundries and drycleaning -----	5	1 208	349	81	45
7216	Drycleaning plants, except rug cleaning* -----	6	2 144	707	157	63
7217	Carpet and upholstery cleaning -----	6	(D)	(D)	(D)	AA
7218	Industrial launderers* -----	1	(D)	(D)	(D)	CC
7212, 9	Other laundry, cleaning, and garment services* -----	4	(D)	(D)	(D)	BB
722	Photographic studios, portrait -----	9	1 626	341	69	45
723, 4	Beauty and barber shops -----	32	3 752	1 597	399	154
723	Beauty shops -----	26	3 273	1 432	351	138
724	Barber shops -----	6	479	165	48	16
725	Shoe repair shops and shoeshine parlors -----	—	—	—	—	—
726	Funeral service and crematories -----	10	3 653	1 037	237	37
729	Miscellaneous personal services -----	18	3 972	1 278	410	240
73	Business services -----	123	54 190	21 984	4 795	1 382
731	Advertising -----	6	5 067	1 873	302	46
732	Consumer credit reporting agencies, mercantile reporting agencies, and adjustment and collection agencies -----	6	3 437	1 178	285	70
733	Mailing, reproduction, commercial art and photography, and stenographic services -----	8	(D)	(D)	(D)	AA
734	Services to dwellings and other buildings -----	37	9 925	5 047	1 175	364
735	Miscellaneous equipment rental and leasing -----	13	9 098	1 666	390	79
736	Personnel supply services -----	7	(D)	(D)	(D)	EE
737	Computer programming, data processing, and other computer related services -----	19	10 838	4 669	1 058	204
7371, 2, 3	Computer programming, prepackaged software, and integrated systems -----	7	4 228	1 535	370	43
7374, 5, 6	Data processing services -----	4	(D)	(D)	(D)	CC
7377, 8, 9	Computer rental and leasing, maintenance, and related services, n.e.c. -----	8	(D)	(D)	(D)	AA
738	Miscellaneous business services -----	27	(D)	(D)	(D)	EE
75	Automotive repair, services, and parking -----	88	30 451	8 747	2 111	510
751	Automotive rental and leasing, without drivers -----	8	5 267	1 324	322	91
752	Automobile parking -----	—	—	—	—	—
753	Automotive repair shops -----	66	21 800	6 386	1 553	328
7532	Top, body, and upholstery repair shops and paint shops -----	18	7 987	2 525	569	99
7538	General automotive repair shops -----	26	8 156	2 145	564	133
7533, 4, 6, 7, 9	Other automotive repair shops -----	22	5 657	1 716	420	96
754	Automotive services, except repair -----	14	3 384	1 037	236	91
76	Miscellaneous repair services -----	33	15 053	5 378	1 266	237
762	Electrical repair shops -----	12	3 136	1 125	277	66
7622	Radio and television repair shops -----	4	925	180	48	13
7623, 9	Other electrical and electronic repair shops -----	8	2 211	945	229	53
763	Watch, clock, and jewelry repair -----	1	(D)	(D)	(D)	AA
764	Reupholstery and furniture repair -----	4	(D)	(D)	(D)	AA
769	Miscellaneous repair and related services -----	16	11 584	4 200	974	163
78, 79, 84	Amusement and recreation services, including motion pictures and museums -----	47	15 307	3 952	929	437
781, 2	Motion picture production, distribution, and services -----	—	—	—	—	—
783	Motion picture theaters -----	2	(D)	(D)	(D)	BB
784	Video tape rental -----	11	4 100	1 010	253	76
792	Theatrical producers (except motion picture), bands, orchestras, and entertainers -----	—	—	—	—	—
793	Bowling centers -----	5	(D)	(D)	(D)	CC
79 ex. 792, 3, 84	Commercial sports and other amusement and recreation services, including museums -----	29	5 557	1 475	297	157
80	Health services -----	181	105 504	53 895	10 737	1 687
801	Offices and clinics of doctors of medicine -----	89	60 390	35 315	6 872	567
802	Offices and clinics of dentists -----	43	14 254	7 016	1 442	262
803	Offices and clinics of doctors of osteopathy -----	1	(D)	(D)	(D)	AA
804	Offices and clinics of other health practitioners -----	24	6 822	1 680	364	96
805	Nursing and personal care facilities -----	11	15 165	6 133	1 435	584
806	Hospitals -----	—	—	—	—	—
807, 8, 9	Other health services -----	13	(D)	(D)	(D)	CC
81	Legal services -----	54	20 298	6 390	1 500	209
823, 4, 9	Selected educational services -----	1	(D)	(D)	(D)	AA
83	Social services -----	13	(D)	(D)	(D)	CC
835	Child day care services -----	7	(D)	(D)	(D)	BB
832, 3, 6, 9	Other social services -----	6	1 916	540	127	62

Table 7a. Summary Statistics for Firms Subject to Federal Income Tax for Metropolitan Areas: 1992 — Con.

[Includes only establishments with payroll. For meaning of abbreviations and symbols, see introductory text. For explanation of terms and comparability of 1987 and 1992 censuses, see appendix A. For definitions of CMSA's, MSA's, and PMSA's, see appendix D]

SIC code	Geographic area and kind of business or operation	Establishments (number)	Receipts (\$1,000)	Annual payroll (\$1,000)	First-quarter payroll (\$1,000)	Paid employees for pay period including March 12 (number)
DECATUR, IL MSA — Con.						
87 ex. 8733	Engineering, accounting, research, management, and related services (except noncommercial research organizations) -----	71	32 421	14 425	3 347	516
871	Engineering, architectural, and surveying services -----	22	18 158	8 268	1 740	248
872	Accounting, auditing, and bookkeeping services -----	30	7 719	3 280	809	161
873 ex. 8733	Research, development, and testing services (except noncommercial research organizations) -----	5	(D)	(D)	(D)	BB
874	Management and public relations services -----	14	(D)	(D)	(D)	BB
89	Services, n.e.c. -----	2	(D)	(D)	(D)	AA
PEORIA-PEKIN, IL MSA						
Total -----		2 060	1 150 200	465 633	100 830	21 902
70 ex. 704	Hotels, rooming houses, camps, and other lodging places (except membership lodging) -----	32	57 389	17 276	4 103	1 756
7011	Hotels and motels -----	29	56 961	17 203	4 092	1 752
7011 pt.	Hotels -----	16	44 833	11 950	2 880	1 362
7011 pt.	Hotels, 25 guestrooms or more -----	12	44 485	11 847	2 854	1 335
7011 pt.	Hotels, less than 25 guestrooms -----	4	348	103	26	27
7011 pt.	Motels, motor hotels, and tourist courts -----	13	12 128	5 253	1 212	390
7011 pt.	Motels, tourist courts -----	11	(D)	(D)	(D)	BB
7011 pt.	Motor hotels -----	2	(D)	(D)	(D)	EE
702, 3	Other lodging places -----	3	428	73	11	4
702	Rooming and boarding houses -----	1	(D)	(D)	(D)	AA
703	Camps and recreational vehicle parks -----	2	(D)	(D)	(D)	AA
72	Personal services -----	254	51 351	16 834	4 056	1 611
721	Laundry, cleaning, and garment services -----	61	17 191	5 712	1 332	458
7211	Power laundries, family and commercial* -----	2	(D)	(D)	(D)	AA
7213	Linen supply* -----	1	(D)	(D)	(D)	AA
7215	Coin-operated laundries and drycleaning -----	16	1 963	470	108	75
7216	Drycleaning plants, except rug cleaning* -----	25	8 444	3 466	824	264
7217	Carpet and upholstery cleaning -----	12	1 449	422	84	40
7218	Industrial launderers* -----	2	(D)	(D)	(D)	BB
7212, 9	Other laundry, cleaning, and garment services* -----	3	(D)	(D)	(D)	AA
7212	Garment pressing, and agents for laundries and drycleaners -----	1	(D)	(D)	(D)	AA
7219	Laundry and garment services, n.e.c.* -----	2	(D)	(D)	(D)	AA
722	Photographic studios, portrait -----	24	4 884	907	208	100
723, 4	Beauty and barber shops -----	108	13 114	5 419	1 191	535
723	Beauty shops -----	107	(D)	(D)	(D)	FF
724	Barber shops -----	1	(D)	(D)	(D)	BB
725	Shoe repair shops and shoeshine parlors -----	2	(D)	(D)	(D)	AA
726	Funeral service and crematories -----	23	10 395	2 945	722	132
729	Miscellaneous personal services -----	36	(D)	(D)	(D)	EE
7291	Tax return preparation services -----	10	1 397	655	316	241
7299	Miscellaneous personal services, n.e.c. -----	26	(D)	(D)	(D)	CC
73	Business services -----	344	282 065	107 742	25 486	6 049
731	Advertising -----	18	37 865	15 446	3 993	744
7311	Advertising agencies -----	15	(D)	(D)	(D)	CC
7312	Outdoor advertising services -----	2	(D)	(D)	(D)	BB
7313	Radio, television, publishers' advertising representatives -----	1	(D)	(D)	(D)	FF
7319	Advertising, n.e.c. -----	-	-	-	-	-
732	Consumer credit reporting agencies, mercantile reporting agencies, and adjustment and collection agencies -----	10	7 499	1 804	422	94
7322	Adjustment and collection services -----	8	(D)	(D)	(D)	BB
7323	Credit reporting services -----	2	(D)	(D)	(D)	BB
733	Mailing, reproduction, commercial art and photography, and stenographic services -----	44	51 332	18 875	4 364	715
7331	Direct mail advertising services -----	5	(D)	(D)	(D)	EE
7334	Photocopying and duplicating services -----	5	(D)	(D)	(D)	BB
7335, 6	Commercial photography, art, and graphics -----	27	24 532	6 341	1 420	250
7335	Commercial photography -----	6	840	248	65	16
7336	Commercial art and graphic design -----	21	23 692	6 093	1 355	234
7338	Secretarial and court reporting services -----	7	(D)	(D)	(D)	AA
734	Services to dwellings and other buildings -----	78	25 292	13 811	2 857	1 350
7342	Disinfecting and pest control services -----	16	6 452	2 836	541	143
7349	Building cleaning and maintenance services, n.e.c. -----	62	18 840	10 975	2 316	1 207
735	Miscellaneous equipment rental and leasing -----	41	32 074	7 919	1 820	320
7352	Medical equipment rental and leasing -----	8	(D)	(D)	(D)	BB
7353	Heavy construction equipment rental and leasing -----	5	(D)	(D)	(D)	BB
7359	Equipment rental and leasing, n.e.c. -----	28	18 646	5 488	1 225	222
736	Personnel supply services -----	27	29 504	18 893	4 500	1 380
7361	Employment agencies -----	6	623	221	23	11
7363	Help supply services -----	21	28 881	18 672	4 477	1 369
7363 pt.	Temporary help supply -----	18	(D)	(D)	(D)	FF
7363 pt.	Help supply, except temporary -----	3	(D)	(D)	(D)	FF

Table 7a. Summary Statistics for Firms Subject to Federal Income Tax for Metropolitan Areas: 1992—Con.

[Includes only establishments with payroll. For meaning of abbreviations and symbols, see introductory text. For explanation of terms and comparability of 1987 and 1992 censuses, see appendix A. For definitions of CMSA's, MSA's, and PMSA's, see appendix D]

SIC code	Geographic area and kind of business or operation	Establishments (number)	Receipts (\$1,000)	Annual payroll (\$1,000)	First-quarter payroll (\$1,000)	Paid employees for pay period including March 12 (number)
PEORIA-PEKIN, IL MSA—Con.						
73	Business services—Con.					
737	Computer programming, data processing, and other computer related services -----	50	57 512	20 612	5 077	689
7371, 2, 3	Computer programming, prepackaged software, and integrated systems -----	20	(D)	(D)	(D)	CC
7371	Computer programming services -----	14	5 123	3 388	808	81
7372	Prepackaged software -----	4	(D)	(D)	(D)	BB
7373	Computer integrated systems -----	2	(D)	(D)	(D)	BB
7374, 5, 6	Data processing services -----	16	(D)	(D)	(D)	CC
7374, 5	Computer processing, information retrieval -----	15	11 147	2 659	668	125
7376	Computer facilities management services -----	1	(D)	(D)	(D)	AA
7377, 8, 9	Computer rental and leasing, maintenance, and related services, n.e.c. -----	14	(D)	(D)	(D)	EE
7377	Computer rental and leasing -----	—	—	—	—	—
7378	Computer maintenance and repair -----	7	(D)	(D)	(D)	EE
7379	Computer related services, n.e.c. -----	7	(D)	(D)	(D)	AA
738	Miscellaneous business services -----	76	40 987	10 382	2 453	757
7381, 2	Detective agencies and protective services -----	22	12 377	4 451	1 018	309
7381	Detective, guard, and armored car services -----	16	4 193	2 119	471	194
7382	Security systems services -----	6	8 184	2 332	547	115
7383	News syndicates -----	—	—	—	—	—
7384	Photofinishing laboratories* -----	12	5 354	918	198	64
7389	Business services, n.e.c. -----	42	23 256	5 013	1 237	384
7389 pt.	Sign painting shops -----	4	881	238	79	27
7389 pt.	Interior designing -----	4	924	246	50	15
7389 pt.	Telephone answering services -----	1	(D)	(D)	(D)	BB
7389 pt.	Other business services -----	33	(D)	(D)	(D)	EE
75	Automotive repair, services, and parking -----	208	69 645	17 002	4 294	1 183
751	Automotive rental and leasing, without drivers -----	13	7 151	1 165	433	105
7513	Truck rental and leasing, without drivers -----	9	4 248	742	320	64
7514, 5	Passenger car rental and leasing -----	4	2 903	423	113	41
7514	Passenger car rental -----	4	2 903	423	113	41
7515	Passenger car leasing -----	—	—	—	—	—
7519	Utility trailer and recreational vehicle rental -----	—	—	—	—	—
752	Automobile parking -----	11	3 097	868	223	126
753	Automotive repair shops -----	138	47 968	11 865	2 947	657
7532	Top, body, and upholstery repair shops and paint shops -----	46	15 676	4 140	1 007	220
7532 pt.	Top and body repair shops -----	42	15 112	3 954	955	205
7532 pt.	Paint shops -----	4	564	186	52	15
7538	General automotive repair shops -----	65	14 659	3 959	983	249
7538 pt.	General automotive repair shops, except diesel -----	56	12 350	3 253	805	209
7538 pt.	Diesel repair shops -----	9	2 309	706	178	40
7533, 4, 6, 7, 9	Other automotive repair shops -----	27	17 633	3 766	957	188
7533	Automotive exhaust system repair shops -----	7	7 909	902	211	44
7534	Tire retreading and repair shops -----	2	(D)	(D)	(D)	AA
7536	Automotive glass replacement shops -----	9	5 809	1 575	431	64
7537	Automotive transmission repair shops -----	3	951	350	95	22
7539	Automotive repair shops, n.e.c. -----	6	(D)	(D)	(D)	BB
7539 pt.	Radiator repair -----	2	(D)	(D)	(D)	AA
7539 pt.	Brake, front end, and wheel alignment -----	2	(D)	(D)	(D)	AA
7539 pt.	Automotive electrical and fuel system services -----	1	(D)	(D)	(D)	AA
7539 pt.	Other automotive repair shops, n.e.c. -----	1	(D)	(D)	(D)	AA
754	Automotive services, except repair -----	46	11 429	3 104	691	295
7542	Carwashes -----	34	8 878	2 363	552	252
7549	Automotive services, except repair and carwashes -----	12	2 551	741	139	43
76	Miscellaneous repair services -----	100	47 548	13 289	3 023	618
762	Electrical repair shops -----	35	17 093	4 940	1 181	244
7622	Radio and television repair shops -----	9	3 318	1 090	247	52
7623, 9	Other electrical and electronic repair shops -----	26	13 775	3 850	934	192
7623	Refrigeration and air-conditioning service and repair shops -----	8	7 381	1 631	385	68
7629	Electrical and electronic repair shops, n.e.c. -----	18	6 394	2 219	549	124
763	Watch, clock, and jewelry repair -----	—	—	—	—	—
764	Reupholstery and furniture repair -----	3	(D)	(D)	(D)	BB
769	Miscellaneous repair and related services -----	62	(D)	(D)	(D)	EE
7692	Welding repair -----	6	2 127	676	144	23
7694	Armature rewinding shops -----	3	(D)	(D)	(D)	BB
7699	Repair shops and related services, n.e.c. -----	53	(D)	(D)	(D)	EE
78, 79, 84	Amusement and recreation services, including motion pictures and museums -----	157	48 984	10 924	2 421	1 246
781, 2	Motion picture production, distribution, and services -----	4	1 166	367	87	22
783	Motion picture theaters -----	10	(D)	(D)	(D)	CC
7832	Motion picture theaters, except drive-in -----	10	(D)	(D)	(D)	CC
7833	Drive-in motion picture theaters -----	—	—	—	—	—
784	Video tape rental -----	50	8 302	1 680	424	251
792	Theatrical producers (except motion picture), bands, orchestras, and entertainers -----	5	(D)	(D)	(D)	BB
7922	Theatrical producers (except motion picture) and miscellaneous theatrical services -----	—	—	—	—	—
7929	Bands, orchestras, actors, and other entertainers and entertainment groups -----	5	(D)	(D)	(D)	BB
793	Bowling centers -----	14	4 294	1 088	342	153

Table 7a. Summary Statistics for Firms Subject to Federal Income Tax for Metropolitan Areas: 1992—Con.

[Includes only establishments with payroll. For meaning of abbreviations and symbols, see introductory text. For explanation of terms and comparability of 1987 and 1992 censuses, see appendix A. For definitions of CMSA's, MSA's, and PMSA's, see appendix D]

SIC code	Geographic area and kind of business or operation	Establishments (number)	Receipts (\$1,000)	Annual payroll (\$1,000)	First-quarter payroll (\$1,000)	Paid employees for pay period including March 12 (number)
PEORIA-PEKIN, IL MSA—Con.						
78, 79, 84	Amusement and recreation services, including motion pictures and museums—Con.					
79 ex. 792, 3; 84	Commercial sports and other amusement and recreation services, including museums	74	28 684	6 823	1 328	657
794	Commercial sports	3	778	265	56	27
7941	Professional sports clubs, managers, promoters	—	—	—	—	—
7948	Racing, including track operation	3	778	265	56	27
79 ex. 792, 3, 4; 84	Other amusement and recreation services, including museums	71	27 906	6 558	1 272	630
791	Dance studios, schools, and halls	13	1 192	261	66	65
7991	Physical fitness facilities	14	8 118	2 558	545	268
7992	Public golf courses	3	1 434	304	38	30
7993	Coin-operated amusement devices	9	6 295	942	190	53
7996	Amusement parks	—	—	—	—	—
7997	Membership sports and recreation clubs	8	4 037	1 165	240	127
7999, 84	Amusement and recreation services, including museums, n.e.c.	24	6 830	1 328	193	87
7999 pt.	Concession operators of amusement devices and rides	—	—	—	—	—
7999 pt.	Carnivals, circuses, and fairs	2	(D)	(D)	(D)	AA
7999 pt., 84	Other recreation and amusements, including museums	22	(D)	(D)	(D)	BB
80	Health services	508	362 373	188 207	36 915	5 847
801	Offices and clinics of doctors of medicine	216	210 629	127 355	23 186	2 013
8011 pt.	Offices of doctors of medicine	211	(D)	(D)	(D)	GG
8011 pt.	General medical clinics	5	(D)	(D)	(D)	BB
802	Offices and clinics of dentists	137	43 792	18 631	3 581	798
803	Offices and clinics of doctors of osteopathy	7	3 014	830	190	44
804	Offices and clinics of other health practitioners	91	18 716	6 311	1 335	339
8041	Offices and clinics of chiropractors	47	8 875	3 048	570	141
8042	Offices and clinics of optometrists	18	4 934	1 202	282	77
8043	Offices and clinics of podiatrists	11	2 419	972	225	58
8049	Offices and clinics of health practitioners, n.e.c.	15	2 488	1 089	258	63
805	Nursing and personal care facilities	21	52 005	21 191	5 103	1 711
8051	Skilled nursing care facilities	13	36 430	15 092	3 602	1 207
8052	Intermediate care facilities	7	(D)	(D)	(D)	FF
8059	Nursing and personal care facilities, n.e.c.	1	(D)	(D)	(D)	AA
806	Hospitals	—	—	—	—	—
8062	General medical and surgical hospitals	—	—	—	—	—
8063, 9	Specialty hospitals	—	—	—	—	—
807, 8, 9	Other health services	36	34 217	13 889	3 520	942
807	Medical and dental laboratories	13	9 827	4 382	1 051	217
8071	Medical laboratories	6	(D)	(D)	(D)	BB
8072	Dental laboratories	7	(D)	(D)	(D)	CC
808	Home health care services	10	16 117	5 510	1 580	545
809	Miscellaneous health and allied services, n.e.c.	13	8 273	3 997	889	180
8092	Kidney dialysis centers	—	—	—	—	—
8093	Specialty outpatient facilities, n.e.c.	9	6 032	2 923	720	162
8099	Health and allied services, n.e.c.	4	2 241	1 074	169	18
81	Legal services	184	93 675	39 037	7 399	1 050
823, 4, 9	Selected educational services	15	3 487	1 022	217	57
823	Libraries	—	—	—	—	—
824	Vocational schools	5	336	163	40	17
829	Schools and educational services, n.e.c.	10	3 151	859	177	40
83	Social services	66	19 159	7 800	1 844	767
835	Child day care services	34	4 676	2 241	499	341
832, 3, 6, 9	Other social services	32	14 483	5 559	1 345	426
87 ex. 8733	Engineering, accounting, research, management, and related services (except noncommercial research organizations)	179	110 908	45 384	10 879	1 684
871	Engineering, architectural, and surveying services	43	35 872	15 289	3 400	488
8711	Engineering services	23	27 370	11 896	2 681	368
8712	Architectural services	17	8 057	3 176	682	109
8713	Surveying services	3	445	217	37	11
872	Accounting, auditing, and bookkeeping services	78	36 265	14 012	3 794	628
873 ex. 8733	Research, development, and testing services (except noncommercial research organizations)	14	12 626	5 163	1 206	259
8731	Commercial physical and biological research	2	(D)	(D)	(D)	AA
8732	Commercial economic, sociological, and educational research	7	(D)	(D)	(D)	CC
8734	Testing laboratories	5	7 224	3 122	716	133
874	Management and public relations services	44	26 145	10 920	2 479	309
8741	Management services	13	12 114	3 530	856	140
8742	Management consulting services	24	10 421	5 715	1 418	120
8743	Public relations services	1	(D)	(D)	(D)	AA
8744	Facilities support management services	1	(D)	(D)	(D)	AA
8748	Business consulting services, n.e.c.	5	(D)	(D)	(D)	BB
89	Services, n.e.c.	13	3 616	1 116	193	34

Table 7a. Summary Statistics for Firms Subject to Federal Income Tax for Metropolitan Areas: 1992 — Con.

[Includes only establishments with payroll. For meaning of abbreviations and symbols, see introductory text. For explanation of terms and comparability of 1987 and 1992 censuses, see appendix A. For definitions of CMSA's, MSA's, and PMSA's, see appendix D]

SIC code	Geographic area and kind of business or operation	Establishments (number)	Receipts (\$1,000)	Annual payroll (\$1,000)	First-quarter payroll (\$1,000)	Paid employees for pay period including March 12 (number)
ROCKFORD, IL MSA						
	Total -----	2 174	1 164 835	458 676	100 605	24 902
70 ex. 704	Hotels, rooming houses, camps, and other lodging places (except membership lodging) -----	39	36 792	9 512	2 117	1 103
7011	Hotels and motels -----	31	33 577	9 003	2 031	1 053
7011 pt.	Hotels -----	14	28 181	7 700	1 756	899
7011 pt.	Hotels, 25 guestrooms or more -----	14	28 181	7 700	1 756	899
7011 pt.	Hotels, less than 25 guestrooms -----	—	—	—	—	—
7011 pt.	Motels, motor hotels, and tourist courts -----	17	5 396	1 303	275	154
7011 pt.	Motels, tourist courts -----	14	(D)	(D)	(D)	BB
7011 pt.	Motor hotels -----	3	(D)	(D)	(D)	BB
702, 3	Other lodging places -----	8	3 215	509	86	50
702	Rooming and boarding houses -----	1	(D)	(D)	(D)	AA
703	Camps and recreational vehicle parks -----	7	(D)	(D)	(D)	BB
72	Personal services -----	265	83 276	26 646	6 537	2 078
721	Laundry, cleaning, and garment services -----	87	50 209	16 456	4 055	1 019
7211	Power laundries, family and commercial* -----	6	(D)	(D)	(D)	BB
7213	Linen supply* -----	6	13 696	3 744	903	194
7215	Coin-operated laundries and drycleaning -----	15	1 861	391	87	52
7216	Drycleaning plants, except rug cleaning* -----	38	6 878	2 270	532	246
7217	Carpet and upholstery cleaning -----	13	1 620	522	74	38
7218	Industrial laundries* -----	4	23 417	8 454	2 181	407
7212, 9	Other laundry, cleaning, and garment services* -----	5	(D)	(D)	(D)	BB
7212	Garment pressing, and agents for laundries and drycleaners -----	2	(D)	(D)	(D)	AA
7219	Laundry and garment services, n.e.c.* -----	3	(D)	(D)	(D)	BB
722	Photographic studios, portrait -----	11	2 266	494	111	60
723, 4	Beauty and barber shops -----	105	12 386	5 050	1 111	504
723	Beauty shops -----	100	11 864	4 748	1 080	493
724	Barber shops -----	5	522	302	31	11
725	Shoe repair shops and shoeshine parlors -----	4	397	122	29	12
726	Funeral service and crematories -----	19	9 935	2 239	576	103
729	Miscellaneous personal services -----	39	8 083	2 285	655	380
7291	Tax return preparation services -----	8	1 264	675	302	211
7299	Miscellaneous personal services, n.e.c. -----	31	6 819	1 610	353	169
73	Business services -----	394	306 479	116 828	27 001	9 617
731	Advertising -----	33	12 525	4 901	1 218	178
7311	Advertising agencies -----	29	9 643	4 094	1 050	143
7312	Outdoor advertising services -----	4	2 882	807	168	35
7313	Radio, television, publishers' advertising representatives -----	—	—	—	—	—
7319	Advertising, n.e.c. -----	—	—	—	—	—
732	Consumer credit reporting agencies, mercantile reporting agencies, and adjustment and collection agencies -----	7	7 821	1 843	471	95
7322	Adjustment and collection services -----	5	(D)	(D)	(D)	BB
7323	Credit reporting services -----	2	(D)	(D)	(D)	BB
733	Mailing, reproduction, commercial art and photography, and stenographic services -----	44	8 208	2 198	417	97
7331	Direct mail advertising services -----	3	(D)	(D)	(D)	AA
7334	Photocopying and duplicating services -----	3	(D)	(D)	(D)	AA
7335, 6	Commercial photography, art, and graphics -----	27	5 222	1 612	288	60
7335	Commercial photography -----	5	805	265	54	11
7336	Commercial art and graphic design -----	22	4 417	1 347	234	49
7338	Secretarial and court reporting services -----	11	1 499	335	74	18
734	Services to dwellings and other buildings -----	74	21 831	8 609	2 078	868
7342	Disinfecting and pest control services -----	8	2 763	1 091	221	46
7349	Building cleaning and maintenance services, n.e.c. -----	66	19 068	7 518	1 857	822
735	Miscellaneous equipment rental and leasing -----	28	30 017	3 302	712	159
7352	Medical equipment rental and leasing -----	3	(D)	(D)	(D)	BB
7353	Heavy construction equipment rental and leasing -----	6	(D)	(D)	(D)	AA
7359	Equipment rental and leasing, n.e.c. -----	19	8 267	1 980	399	102
736	Personnel supply services -----	46	68 354	48 809	10 601	5 368
7361	Employment agencies -----	17	9 678	5 885	1 367	762
7363	Help supply services -----	29	58 676	42 924	9 234	4 606
7363 pt.	Temporary help supply -----	26	(D)	(D)	(D)	HH
7363 pt.	Help supply, except temporary -----	3	(D)	(D)	(D)	EE
737	Computer programming, data processing, and other computer related services -----	61	25 609	8 858	2 079	305
7371, 2, 3	Computer programming, prepackaged software, and integrated systems -----	32	13 747	4 980	1 155	173
7371	Computer programming services -----	19	4 292	1 468	307	51
7372	Prepackaged software -----	6	4 555	2 419	589	90
7373	Computer integrated systems -----	7	4 900	1 093	259	32
7374, 5, 6	Data processing services -----	12	3 796	1 275	290	60
7374, 5	Computer processing, information retrieval -----	11	(D)	(D)	(D)	BB
7376	Computer facilities management services -----	1	(D)	(D)	(D)	AA
7377, 8, 9	Computer rental and leasing, maintenance, and related services, n.e.c. -----	17	8 066	2 603	634	72
7377	Computer rental and leasing -----	—	—	—	—	—
7378	Computer maintenance and repair -----	10	7 513	2 458	610	62
7379	Computer related services, n.e.c. -----	7	553	145	24	10

Table 7a. Summary Statistics for Firms Subject to Federal Income Tax for Metropolitan Areas: 1992 — Con.

[Includes only establishments with payroll. For meaning of abbreviations and symbols, see introductory text. For explanation of terms and comparability of 1987 and 1992 censuses, see appendix A. For definitions of CMSA's, MSA's, and PMSA's, see appendix D]

SIC code	Geographic area and kind of business or operation	Establishments (number)	Receipts (\$1,000)	Annual payroll (\$1,000)	First-quarter payroll (\$1,000)	Paid employees for pay period including March 12 (number)
ROCKFORD, IL MSA — Con.						
73	Business services—Con.					
738	Miscellaneous business services	101	132 114	38 308	9 425	2 547
7381, 2	Detective agencies and protective services	17	22 823	14 460	3 803	1 131
7381	Detective, guard, and armored car services	13	17 877	12 027	3 188	897
7382	Security systems services	4	4 946	2 433	615	234
7383	News syndicates	—	—	—	—	—
7384	Photofinishing laboratories*	14	16 944	4 180	1 018	258
7389	Business services, n.e.c.	70	92 347	19 668	4 604	1 158
7389 pt.	Sign painting shops	6	(D)	(D)	(D)	AA
7389 pt.	Interior designing	6	1 081	326	66	16
7389 pt.	Telephone answering services	2	(D)	(D)	(D)	BB
7389 pt.	Other business services	56	89 945	18 875	4 418	1 108
75	Automotive repair, services, and parking	258	81 061	21 988	5 286	1 227
751	Automotive rental and leasing, without drivers	11	6 768	1 432	331	66
7513	Truck rental and leasing, without drivers	5	4 558	952	215	36
7514, 5	Passenger car rental and leasing	6	2 210	480	116	30
7514	Passenger car rental	6	2 210	480	116	30
7515	Passenger car leasing	—	—	—	—	—
7519	Utility trailer and recreational vehicle rental	—	—	—	—	—
752	Automobile parking	—	—	—	—	—
753	Automotive repair shops	213	62 726	17 615	4 262	903
7532	Top, body, and upholstery repair shops and paint shops	64	23 745	7 289	1 799	349
7532 pt.	Top and body repair shops	60	(D)	(D)	(D)	EE
7532 pt.	Paint shops	4	(D)	(D)	(D)	BB
7538	General automotive repair shops	109	27 905	6 969	1 665	390
7538 pt.	General automotive repair shops, except diesel	101	23 810	5 947	1 446	344
7538 pt.	Diesel repair shops	8	4 095	1 022	219	46
7533, 4, 6, 7, 9	Other automotive repair shops	40	11 076	3 357	798	164
7533	Automotive exhaust system repair shops	8	3 468	897	208	35
7534	Tire retreading and repair shops	2	(D)	(D)	(D)	AA
7536	Automotive glass replacement shops	7	2 217	692	164	35
7537	Automotive transmission repair shops	10	1 916	628	167	37
7539	Automotive repair shops, n.e.c.	13	(D)	(D)	(D)	BB
7539 pt.	Radiator repair	8	2 343	700	159	38
7539 pt.	Brake, front end, and wheel alignment	4	919	382	89	13
7539 pt.	Automotive electrical and fuel system services	1	(D)	(D)	(D)	AA
7539 pt.	Other automotive repair shops, n.e.c.	—	—	—	—	—
754	Automotive services, except repair	34	11 567	2 941	693	258
7542	Carwashes	18	6 637	1 744	426	170
7549	Automotive services, except repair and carwashes	16	4 930	1 197	267	88
76	Miscellaneous repair services	114	35 526	11 450	2 582	555
762	Electrical repair shops	25	8 830	3 668	894	197
7622	Radio and television repair shops	6	1 574	516	127	28
7623, 9	Other electrical and electronic repair shops	19	7 256	3 152	767	169
7623	Refrigeration and air-conditioning service and repair shops	—	—	—	—	—
7629	Electrical and electronic repair shops, n.e.c.	19	7 256	3 152	767	169
763	Watch, clock, and jewelry repair	3	(D)	(D)	(D)	AA
764	Reupholstery and furniture repair	13	1 174	314	61	25
769	Miscellaneous repair and related services	73	(D)	(D)	(D)	EE
7692	Welding repair	6	3 335	939	209	39
7694	Armature rewinding shops	5	1 901	703	132	18
7699	Repair shops and related services, n.e.c.	62	(D)	(D)	(D)	EE
78, 79, 84	Amusement and recreation services, including motion pictures and museums	141	39 202	9 279	2 214	1 181
781, 2	Motion picture production, distribution, and services	7	791	250	68	13
783	Motion picture theaters	8	4 856	714	129	128
7832	Motion picture theaters, except drive-in	8	4 856	714	129	128
7833	Drive-in motion picture theaters	—	—	—	—	—
784	Video tape rental	33	7 243	1 726	436	217
792	Theatrical producers (except motion picture), bands, orchestras, and entertainers	7	769	256	56	19
7922	Theatrical producers (except motion picture) and miscellaneous theatrical services	3	(D)	(D)	(D)	AA
7929	Bands, orchestras, actors, and other entertainers and entertainment groups	4	(D)	(D)	(D)	AA
793	Bowling centers	21	9 944	3 002	829	387
79 ex. 792, 3, 84	Commercial sports and other amusement and recreation services, including museums	65	15 599	3 331	696	417
794	Commercial sports	7	2 361	489	70	48
7941	Professional sports clubs, managers, promoters	1	(D)	(D)	(D)	AA
7948	Racing, including track operation	6	(D)	(D)	(D)	BB
79 ex. 792, 3, 4, 84	Other amusement and recreation services, including museums	58	13 238	2 842	626	369
791	Dance studios, schools, and halls	7	642	199	47	39
7991	Physical fitness facilities	13	2 805	628	142	123
7992	Public golf courses	4	881	199	78	17
7993	Coin-operated amusement devices	6	2 168	581	145	46
7996	Amusement parks	—	—	—	—	—
7997	Membership sports and recreation clubs	7	3 062	717	100	46
7999, 84	Amusement and recreation services, including museums, n.e.c.	21	3 680	518	114	98
7999 pt.	Concession operators of amusement devices and rides	—	—	—	—	—
7999 pt.	Carnivals, circuses, and fairs	1	(D)	(D)	(D)	AA
7999 pt., 84	Other recreation and amusements, including museums	20	(D)	(D)	(D)	BB

Table 7a. Summary Statistics for Firms Subject to Federal Income Tax for Metropolitan Areas: 1992—Con.

[Includes only establishments with payroll. For meaning of abbreviations and symbols, see introductory text. For explanation of terms and comparability of 1987 and 1992 censuses, see appendix A. For definitions of CMSA's, MSA's, and PMSA's, see appendix D]

SIC code	Geographic area and kind of business or operation	Establishments (number)	Receipts (\$1,000)	Annual payroll (\$1,000)	First-quarter payroll (\$1,000)	Paid employees for pay period including March 12 (number)
ROCKFORD, IL MSA—Con.						
80	Health services -----	477	361 995	164 442	33 030	5 431
801	Offices and clinics of doctors of medicine -----	175	216 325	108 218	20 146	2 053
8011 pt.	Offices of doctors of medicine -----	170	(D)	(D)	(D)	GG
8011 pt.	General medical clinics -----	5	(D)	(D)	(D)	EE
802	Offices and clinics of dentists -----	158	46 493	16 737	3 800	781
803	Offices and clinics of doctors of osteopathy -----	4	(D)	(D)	(D)	AA
804	Offices and clinics of other health practitioners -----	87	21 101	6 410	1 240	284
8041	Offices and clinics of chiropractors -----	44	10 389	3 376	641	149
8042	Offices and clinics of optometrists -----	19	5 643	1 153	276	84
8043	Offices and clinics of podiatrists -----	11	2 580	1 119	209	33
8049	Offices and clinics of health practitioners, n.e.c. -----	13	2 489	762	114	18
805	Nursing and personal care facilities -----	21	45 317	20 046	4 932	1 687
8051	Skilled nursing care facilities -----	10	32 196	14 343	3 480	1 207
8052	Intermediate care facilities -----	11	13 121	5 703	1 452	480
8059	Nursing and personal care facilities, n.e.c. -----	-	-	-	-	-
806	Hospitals -----	1	(D)	(D)	(D)	CC
8062	General medical and surgical hospitals -----	-	-	-	-	-
8063, 9	Specialty hospitals -----	1	(D)	(D)	(D)	CC
807, 8, 9	Other health services -----	31	(D)	(D)	(D)	EE
807	Medical and dental laboratories -----	9	2 756	1 283	339	51
8071	Medical laboratories -----	3	587	165	47	5
8072	Dental laboratories -----	6	2 169	1 118	292	46
808	Home health care services -----	10	6 262	3 012	730	284
809	Miscellaneous health and allied services, n.e.c. -----	12	(D)	(D)	(D)	CC
8092	Kidney dialysis centers -----	-	-	-	-	-
8093	Specialty outpatient facilities, n.e.c. -----	8	5 540	3 536	755	67
8099	Health and allied services, n.e.c. -----	4	(D)	(D)	(D)	BB
81	Legal services -----	170	67 937	24 145	4 930	743
823, 4, 9	Selected educational services -----	15	2 435	873	195	55
823	Libraries -----	-	-	-	-	-
824	Vocational schools -----	1	(D)	(D)	(D)	AA
829	Schools and educational services, n.e.c. -----	14	(D)	(D)	(D)	BB
83	Social services -----	50	9 664	3 175	724	310
835	Child day care services -----	37	4 345	2 174	522	250
832, 3, 6, 9	Other social services -----	13	5 319	1 001	202	60
87 ex. 8733	Engineering, accounting, research, management, and related services (except noncommercial research organizations) -----	241	139 310	69 783	15 907	2 585
871	Engineering, architectural, and surveying services -----	81	42 397	18 638	4 132	558
8711	Engineering services -----	58	29 281	12 317	2 642	360
8712	Architectural services -----	18	11 699	5 570	1 309	168
8713	Surveying services -----	5	1 417	751	181	30
872	Accounting, auditing, and bookkeeping services -----	94	27 495	11 402	2 982	519
873 ex. 8733	Research, development, and testing services (except noncommercial research organizations) -----	11	11 112	3 128	553	208
8731	Commercial physical and biological research -----	1	(D)	(D)	(D)	AA
8732	Commercial economic, sociological, and educational research -----	8	(D)	(D)	(D)	CC
8734	Testing laboratories -----	2	(D)	(D)	(D)	BB
874	Management and public relations services -----	55	58 306	36 615	8 240	1 300
8741	Management services -----	10	(D)	(D)	(D)	GG
8742	Management consulting services -----	30	6 823	3 447	934	99
8743	Public relations services -----	3	(D)	(D)	(D)	AA
8744	Facilities support management services -----	-	-	-	-	-
8748	Business consulting services, n.e.c. -----	12	4 891	1 497	317	60
89	Services, n.e.c. -----	10	1 158	555	82	17
ST. LOUIS, MO-IL MSA						
	Total -----	18 540	12 145 564	4 512 324	1 027 226	205 420
70 ex. 704	Hotels, rooming houses, camps, and other lodging places (except membership lodging) -----	274	419 135	121 175	27 996	10 922
7011	Hotels and motels -----	245	415 395	120 423	27 892	10 832
7011 pt.	Hotels -----	123	357 799	106 441	24 879	9 282
7011 pt.	Hotels, 25 guestrooms or more -----	110	356 130	105 977	24 758	9 215
7011 pt.	Hotels, less than 25 guestrooms -----	13	1 669	464	121	67
7011 pt.	Motels, motor hotels, and tourist courts -----	122	57 596	13 982	3 013	1 550
7011 pt.	Motels, tourist courts -----	98	43 537	10 770	2 317	1 205
7011 pt.	Motor hotels -----	24	14 059	3 212	696	345
702, 3	Other lodging places -----	29	3 740	752	104	90
702	Rooming and boarding houses -----	7	626	175	33	33
703	Camps and recreational vehicle parks -----	22	3 114	577	71	57
7032	Sporting and recreational camps -----	6	1 136	265	24	19
7033	Recreational vehicle parks and campsites -----	16	1 978	312	47	38

Table 7a. Summary Statistics for Firms Subject to Federal Income Tax for Metropolitan Areas: 1992—Con.

[Includes only establishments with payroll. For meaning of abbreviations and symbols, see introductory text. For explanation of terms and comparability of 1987 and 1992 censuses, see appendix A. For definitions of CMSA's, MSA's, and PMSA's, see appendix D]

SIC code	Geographic area and kind of business or operation	Establishments (number)	Receipts (\$1,000)	Annual payroll (\$1,000)	First-quarter payroll (\$1,000)	Paid employees for pay period including March 12 (number)
ST. LOUIS, MO-IL MSA—Con.						
72	Personal services -----	2 276	589 753	197 235	47 694	17 379
721	Laundry, cleaning, and garment services -----	648	178 948	61 635	14 502	4 874
7211	Power laundries, family and commercial* -----	15	6 694	3 168	711	243
7213	Linen supply* -----	18	20 091	7 321	1 706	415
7215	Coin-operated laundries and drycleaning -----	176	26 960	5 678	1 323	669
7215 pt.	Coin-operated laundries and drycleaning stores -----	170	(D)	(D)	(D)	FF
7215 pt.	Coin-operated laundry routes -----	6	(D)	(D)	(D)	BB
7216	Drycleaning plants, except rug cleaning* -----	272	60 601	23 290	5 470	2 030
7217	Carpet and upholstery cleaning -----	75	18 381	8 237	1 923	623
7218	Industrial launderers* -----	16	36 736	11 158	2 689	590
7212, 9	Other laundry, cleaning, and garment services* -----	76	9 485	2 783	680	304
7212	Garment pressing, and agents for laundries and drycleaners -----	27	3 863	748	173	98
7219	Laundry and garment services, n.e.c.* -----	49	5 622	2 035	507	206
722	Photographic studios, portrait -----	140	119 338	30 012	6 772	2 657
723, 4	Beauty and barber shops -----	992	117 283	54 596	12 951	4 962
723	Beauty shops -----	949	113 343	52 895	12 533	4 839
724	Barber shops -----	43	3 940	1 701	418	123
725	Shoe repair shops and shoeshine parlors -----	37	3 711	1 188	265	109
726	Funeral service and crematories -----	163	103 079	27 749	6 855	1 383
729	Miscellaneous personal services -----	296	67 394	22 055	6 349	3 394
7291	Tax return preparation services -----	71	12 916	6 255	2 628	1 723
7299	Miscellaneous personal services, n.e.c. -----	225	54 478	15 800	3 721	1 671
7299 pt.	Massage parlors, tanning salons, and saunas -----	63	5 848	1 987	377	274
7299 pt.	Other personal services -----	162	48 630	13 813	3 344	1 397
7299 pt.	Diet and weight reducing services -----	42	26 069	5 902	1 545	803
7299 pt.	Formal wear rental -----	30	8 643	3 773	901	195
7299 pt.	Other personal services, n.e.c. -----	90	13 918	4 138	898	399
73	Business services -----	3 415	3 223 468	1 266 663	301 487	67 903
731	Advertising -----	211	244 247	78 413	20 370	2 101
7311	Advertising agencies -----	160	181 673	63 164	16 568	1 516
7312	Outdoor advertising services -----	11	23 195	4 521	1 097	127
7313	Radio, television, publishers' advertising representatives -----	19	6 200	1 399	158	158
7313 pt.	Radio, television advertising representatives -----	14	20 757	5 652	1 257	138
7313 pt.	Publishers' advertising representatives -----	5	2 830	548	142	20
7319	Advertising, n.e.c. -----	21	15 792	4 528	1 306	300
732	Consumer credit reporting agencies, mercantile reporting agencies, and adjustment and collection agencies -----	80	74 627	28 135	6 700	1 549
7322	Adjustment and collection services -----	68	51 757	24 163	5 685	1 313
7323	Credit reporting services -----	12	22 870	3 972	1 015	236
733	Mailing, reproduction, commercial art and photography, and stenographic services -----	364	233 181	76 598	16 913	3 208
7331	Direct mail advertising services -----	35	89 289	28 197	6 802	1 176
7331 pt.	Mailing list compilers, brokers, and managers -----	7	7 142	2 497	665	235
7331 pt.	Direct mail advertising services, except mailing list services -----	28	82 147	25 700	6 137	941
7334	Photocopying and duplicating services -----	56	34 243	10 228	2 300	540
7334 pt.	Blueprinting and photocopying services -----	56	34 243	10 228	2 300	540
7334 pt.	Duplicating services, except printing and photocopying -----	-	-	-	-	-
7335, 6	Commercial photography, art, and graphics -----	217	96 942	33 478	6 641	1 063
7335	Commercial photography -----	59	15 326	5 127	1 196	193
7336	Commercial art and graphic design -----	158	81 616	28 351	5 445	870
7336 pt.	Commercial art -----	42	6 793	2 348	591	101
7336 pt.	Graphic arts and related design -----	116	74 823	26 003	4 854	769
7338	Secretarial and court reporting services -----	56	12 707	4 695	1 170	429
734	Services to dwellings and other buildings -----	702	193 789	104 950	24 660	12 044
7342	Disinfecting and pest control services -----	122	29 022	11 035	2 333	633
7349	Building cleaning and maintenance services, n.e.c. -----	580	164 767	93 915	22 327	11 411
735	Miscellaneous equipment rental and leasing -----	250	188 929	45 680	10 963	2 125
7352	Medical equipment rental and leasing -----	34	47 079	11 203	2 652	484
7353	Heavy construction equipment rental and leasing -----	28	35 544	8 433	1 933	263
7353 pt.	Rental and leasing of heavy construction equipment without operators -----	16	21 651	5 230	1 200	153
7353 pt.	Rental and leasing of heavy construction equipment with operators -----	12	13 893	3 203	733	110
7359	Equipment rental and leasing, n.e.c. -----	188	106 306	26 044	6 378	1 378
7359 pt.	Equipment rental -----	161	95 152	23 090	5 597	1 257
7359 pt.	Rent-to-own -----	57	26 701	4 563	1 002	271
7359 pt.	Equipment rental, except rent-to-own -----	104	68 451	18 527	4 595	986
7359 pt.	Equipment leasing, except finance leasing -----	27	11 154	2 954	781	121
736	Personnel supply services -----	323	492 927	267 916	64 218	23 466
7361	Employment agencies -----	140	73 830	39 787	9 300	2 336
7363	Help supply services -----	183	419 097	228 129	54 918	21 130
7363 pt.	Temporary help supply -----	146	247 305	177 498	42 723	18 341
7363 pt.	Help supply, except temporary -----	37	171 792	50 631	12 195	2 789
7363 pt.	Employee leasing -----	26	(D)	(D)	(D)	GG
7363 pt.	Other help supply services -----	11	(D)	(D)	(D)	GG
737	Computer programming, data processing, and other computer related services -----	699	1 250 184	471 409	114 204	12 309
7371, 2, 3	Computer programming, prepackaged software, and integrated systems -----	430	692 367	221 765	53 064	5 206
7371	Computer programming services -----	313	321 265	122 062	29 316	2 900
7372	Prepackaged software -----	57	129 965	26 624	6 675	678
7373	Computer integrated systems -----	60	241 137	73 079	17 073	1 628
7374, 5, 6	Data processing services -----	107	384 754	194 494	48 130	5 566
7374, 5	Computer processing, information retrieval -----	98	376 088	191 047	47 170	5 455
7374	Computer processing and data preparation and processing services -----	90	365 899	188 600	46 702	5 376
7375	Information retrieval services -----	8	10 189	2 447	468	79
7376	Computer facilities management services -----	9	8 666	3 447	960	111

Table 7a. Summary Statistics for Firms Subject to Federal Income Tax for Metropolitan Areas: 1992 — Con.

[Includes only establishments with payroll. For meaning of abbreviations and symbols, see introductory text. For explanation of terms and comparability of 1987 and 1992 censuses, see appendix A. For definitions of CMSA's, MSA's, and PMSA's, see appendix D]

SIC code	Geographic area and kind of business or operation	Establishments (number)	Receipts (\$1,000)	Annual payroll (\$1,000)	First-quarter payroll (\$1,000)	Paid employees for pay period including March 12 (number)
ST. LOUIS, MO-IL MSA — Con.						
73	Business services — Con.					
737	Computer programming, data processing, and other computer related services — Con.					
7377, 8, 9	Computer rental and leasing, maintenance, and related services, n.e.c. -----	162	173 063	55 150	13 010	1 537
7377	Computer rental and leasing -----	13	27 084	3 250	746	100
7378	Computer maintenance and repair -----	53	69 957	16 270	4 207	552
7379	Computer related services, n.e.c. -----	96	76 022	35 630	8 057	885
7379 pt.	Computer consultants -----	78	69 458	32 514	7 258	750
7379 pt.	Miscellaneous computer services, n.e.c. -----	18	6 564	3 116	799	135
738	Miscellaneous business services -----	786	545 584	193 562	43 459	11 101
7381, 2	Detective agencies and protective services -----	140	108 380	62 874	14 470	4 692
7381	Detective, guard, and armored car services -----	110	74 224	51 621	11 685	4 204
7381 pt.	Detective agencies and guard services -----	104	(D)	(D)	(D)	HH
7381 pt.	Armored car services -----	6	(D)	(D)	(D)	CC
7382	Security systems services -----	30	34 156	11 253	2 785	488
7383	News syndicates -----	6	(D)	(D)	(D)	BB
7384	Photofinishing laboratories* -----	84	(D)	(D)	(D)	FF
7384 pt.	Photofinishing laboratories, except "one-hour" (mini) labs* -----	37	56 167	15 879	3 331	635
7384 pt.	One-hour (mini) photofinishing* -----	47	(D)	(D)	(D)	CC
7389	Business services, n.e.c. -----	556	367 936	111 613	24 877	5 542
7389 pt.	Sign painting shops -----	29	5 535	1 796	461	109
7389 pt.	Interior designing -----	74	17 012	5 299	1 085	217
7389 pt.	Telephone answering services -----	30	11 612	5 395	1 240	379
7389 pt.	Other business services -----	423	333 777	99 123	22 091	4 837
7389 pt.	Water softening and conditioning services -----	12	14 863	3 095	650	111
7389 pt.	Packaging and labeling services -----	24	70 059	12 976	2 461	467
7389 pt.	Trading stamp services -----	—	—	—	—	—
7389 pt.	Miscellaneous business services -----	387	248 855	83 052	18 980	4 259
7389 pt.	Convention and trade show services -----	16	9 707	3 313	837	189
7389 pt.	Private mail centers -----	28	8 396	2 792	677	320
7389 pt.	Miscellaneous business services, n.e.c. -----	343	230 752	76 947	17 466	3 750
75	Automotive repair, services, and parking -----	1 918	808 078	197 063	46 285	10 720
751	Automotive rental and leasing, without drivers -----	88	212 443	32 795	7 685	1 397
7513	Truck rental and leasing, without drivers -----	47	75 545	11 874	2 871	514
7513 pt.	Truck rental, without drivers -----	25	50 772	8 009	1 954	355
7513 pt.	Truck leasing, except finance leasing -----	22	24 773	3 865	917	159
7514, 5	Passenger car rental and leasing -----	36	133 464	20 124	4 623	846
7514	Passenger car rental -----	27	(D)	(D)	(D)	FF
7515	Passenger car leasing -----	9	(D)	(D)	(D)	EE
7519	Utility trailer and recreational vehicle rental -----	5	3 434	797	191	37
752	Automobile parking -----	122	46 826	7 461	1 839	758
7521 pt.	Parking lots -----	97	33 444	5 530	1 355	581
7521 pt.	Parking structures -----	25	13 382	1 931	484	177
753	Automotive repair shops -----	1 446	483 307	136 556	32 190	6 554
7532	Top, body, and upholstery repair shops and paint shops -----	427	151 054	47 718	11 252	2 115
7532 pt.	Top and body repair shops -----	403	146 266	46 042	10 867	2 036
7532 pt.	Paint shops -----	24	4 788	1 676	385	79
7538	General automotive repair shops -----	700	216 129	56 162	13 063	2 823
7538 pt.	General automotive repair shops, except diesel -----	635	190 471	47 767	11 129	2 451
7538 pt.	Diesel repair shops -----	65	25 658	8 395	1 934	372
7533, 4, 6, 7, 9	Other automotive repair shops -----	319	116 124	32 676	7 875	1 616
7533	Automotive exhaust system repair shops -----	80	30 500	8 381	2 012	418
7534	Tire retreading and repair shops -----	34	30 096	7 283	1 721	330
7536	Automotive glass replacement shops -----	58	20 871	6 130	1 483	275
7537	Automotive transmission repair shops -----	66	14 111	4 302	1 125	229
7539	Automotive repair shops, n.e.c. -----	81	20 546	6 580	1 534	364
7539 pt.	Radiator repair -----	35	7 860	2 705	563	125
7539 pt.	Brake, front end, and wheel alignment -----	23	4 855	1 653	447	101
7539 pt.	Automotive electrical and fuel system services -----	14	3 044	924	227	68
7539 pt.	Carburetor repair shops -----	7	1 702	546	138	28
7539 pt.	Automotive electrical repair shops -----	7	1 342	378	89	40
7539 pt.	Other automotive repair shops, n.e.c. -----	9	4 787	1 298	297	70
754	Automotive services, except repair -----	262	65 502	20 251	4 571	2 011
7542	Carwashes -----	123	22 058	7 337	1 638	974
7549	Automotive services, except repair and carwashes -----	139	43 444	12 914	2 933	1 037
7549 pt.	Lubrication shops -----	78	24 918	6 746	1 482	577
7549 pt.	Other automotive services -----	61	18 526	6 168	1 451	460
7549 pt.	Towing services -----	46	13 318	4 658	1 086	360
7549 pt.	Other automotive services, n.e.c. -----	15	5 208	1 510	365	100
76	Miscellaneous repair services -----	781	336 642	111 377	26 519	4 809
762	Electrical repair shops -----	244	106 290	39 132	9 429	1 777
7622	Radio and television repair shops -----	75	22 635	9 037	2 309	380
7623, 9	Other electrical and electronic repair shops -----	169	83 655	30 095	7 120	1 397
7623	Refrigeration and air-conditioning service and repair shops -----	41	18 659	6 060	1 415	208
7629	Electrical and electronic repair shops, n.e.c. -----	128	64 996	24 035	5 705	1 189
763	Watch, clock, and jewelry repair -----	23	3 406	815	180	65
764	Reupholstery and furniture repair -----	78	8 988	2 930	679	202
769	Miscellaneous repair and related services -----	436	217 958	68 500	16 231	2 765
7692	Welding repair -----	33	6 032	2 289	617	100
7694	Armature rewinding shops -----	16	17 372	4 419	1 071	162
7699	Repair shops and related services, n.e.c. -----	387	194 554	61 792	14 543	2 503
7699 pt.	Farm machinery and equipment repair -----	11	1 903	270	60	21
7699 pt.	Lawnmower and other small gasoline engine repair -----	23	4 484	1 293	290	74
7699 pt.	Sewer and septic tank cleaning services -----	31	18 470	7 029	1 710	310
7699 pt.	Other repair and related services, n.e.c. -----	322	169 697	53 200	12 483	2 098

Table 7a. Summary Statistics for Firms Subject to Federal Income Tax for Metropolitan Areas: 1992 — Con.

[Includes only establishments with payroll. For meaning of abbreviations and symbols, see introductory text. For explanation of terms and comparability of 1987 and 1992 censuses, see appendix A. For definitions of CMSA's, MSA's, and PMSA's, see appendix D]

SIC code	Geographic area and kind of business or operation	Establishments (number)	Receipts (\$1,000)	Annual payroll (\$1,000)	First-quarter payroll (\$1,000)	Paid employees for pay period including March 12 (number)
ST. LOUIS, MO-IL MSA — Con.						
78, 79, 84	Amusement and recreation services, including motion pictures and museums	1 108	657 357	191 404	41 103	12 177
781, 2	Motion picture production, distribution, and services	81	58 415	16 040	3 918	699
7812 pt.	Motion picture production, except for television	35	16 390	4 577	1 074	167
7812 pt.	Motion picture and tape production for television	16	(D)	(D)	(D)	BB
7819	Services allied to motion picture production	20	23 512	7 187	1 771	384
7822 pt.	Motion picture film and tape distributors	8	13 114	2 848	719	87
7822 pt.	Motion picture film exchanges	6	(D)	(D)	(D)	BB
7822 pt.	Video tape wholesalers	2	(D)	(D)	(D)	AA
7822 pt.	Film and tape distribution for television	1	(D)	(D)	(D)	AA
7829	Services allied to motion picture distribution	1	(D)	(D)	(D)	AA
783	Motion picture theaters	56	52 544	6 726	1 662	1 087
7832	Motion picture theaters, except drive-in	53	(D)	(D)	(D)	GG
7833	Drive-in motion picture theaters	3	(D)	(D)	(D)	AA
784	Video tape rental	203	45 059	7 897	1 917	1 084
792	Theatrical producers (except motion picture), bands, orchestras, and entertainers	93	67 723	12 264	2 994	911
7922	Theatrical producers (except motion picture) and miscellaneous theatrical services	30	51 642	7 773	1 575	540
7922 pt.	Producers of live theatrical productions	8	951	411	68	140
7922 pt.	Producers of radio and television shows, except tape producers	—	—	—	—	—
7922 pt.	Artists' and entertainers' managers or agents, concert bureaus, booking agents	9	(D)	(D)	(D)	CC
7922 pt.	Other theatrical services	13	(D)	(D)	(D)	EE
7929	Bands, orchestras, actors, and other entertainers and entertainment groups	63	16 081	4 491	1 419	371
7929 pt.	Dance groups and artists	—	—	—	—	—
7929 pt.	Symphony orchestras, opera companies, and chamber music organizations	1	(D)	(D)	(D)	AA
7929 pt.	Other music and entertainment presentations	62	(D)	(D)	(D)	EE
7929 pt.	Other music groups and artists	37	(D)	(D)	(D)	CC
7929 pt.	Other entertainers and entertainment groups	25	12 192	3 475	1 218	202
793	Bowling centers	77	42 827	12 062	3 276	1 523
79 ex. 792, 3, 84	Commercial sports and other amusement and recreation services, including museums	598	390 789	136 415	27 336	6 873
794	Commercial sports	45	89 107	58 000	10 522	769
7941	Professional sports clubs, managers, promoters	16	54 020	50 723	8 971	395
7941 pt.	Baseball clubs	1	(D)	(D)	(D)	CC
7941 pt.	Football clubs	—	—	—	—	—
7941 pt.	Other professional sports clubs	3	(D)	(D)	(D)	BB
7941 pt.	Managers and promoters	12	(D)	(D)	(D)	BB
7948	Racing, including track operation	29	35 087	7 277	1 551	374
7948 pt.	Auto racetrack operation	7	(D)	(D)	(D)	AA
7948 pt.	Horse racetrack operation	1	(D)	(D)	(D)	EE
7948 pt.	Dog racetrack operation	—	—	—	—	—
7948 pt.	Racing stables and racing, n.e.c.	21	(D)	(D)	(D)	BB
79 ex. 792, 3, 4; 84	Other amusement and recreation services, including museums	553	301 682	78 415	16 814	6 104
791	Dance studios, schools, and halls	66	6 328	1 515	392	347
7911	Physical fitness facilities	97	32 032	8 639	2 163	1 280
7911 pt.	Physical fitness centers, except gymnasiums and athletic clubs	76	26 450	6 787	1 786	1 026
7911 pt.	Gymnasiums and athletic clubs	21	5 582	1 852	377	254
7992	Public golf courses	41	27 886	8 438	1 261	582
7993	Coin-operated amusement devices	50	27 875	5 644	1 255	302
7996	Amusement parks	8	(D)	(D)	(D)	EE
7997	Membership sports and recreation clubs	77	54 578	18 930	3 886	1 496
7999, 84	Amusement and recreation services, including museums, n.e.c.	214	(D)	(D)	(D)	GG
7999 pt.	Concession operators of amusement devices and rides	9	(D)	(D)	(D)	BB
7999 pt.	Carnivals, circuses, and fairs	9	(D)	(D)	(D)	AA
7999 pt.	Carnivals and circuses	7	(D)	(D)	(D)	AA
7999 pt.	Fairs	2	(D)	(D)	(D)	AA
7999 pt., 84	Other recreation and amusements, including museums	196	(D)	(D)	(D)	GG
84	Museums, art galleries, and botanical and zoological gardens	3	(D)	(D)	(D)	AA
841	Museums and art galleries	3	(D)	(D)	(D)	AA
842	Arboreta and botanical or zoological gardens	—	—	—	—	—
7999 pt.	Roller skating rinks	26	5 200	1 393	320	249
7999 pt.	Ice skating rinks	—	—	—	—	—
7999 pt.	Other amusement and recreation services, n.e.c.	167	102 288	21 778	5 665	1 513
80	Health services	4 449	2 860 818	1 242 338	261 454	43 605
801	Offices and clinics of doctors of medicine	1 947	1 481 064	696 383	137 519	13 475
8011 pt.	Offices of doctors of medicine	1 880	1 216 048	645 194	125 154	11 618
8011 pt.	General medical clinics	67	265 016	51 189	12 365	1 857
802	Offices and clinics of dentists	1 101	332 834	132 838	29 331	5 462
8021 pt.	Offices of dentists	1 100	(D)	(D)	(D)	II
8021 pt.	Dental clinics	1	(D)	(D)	(D)	AA
803	Offices and clinics of doctors of osteopathy	104	45 299	22 214	4 526	576
8031 pt.	Offices of osteopathic physicians	98	43 908	21 563	4 379	553
8031 pt.	Osteopathic clinics	6	1 391	651	147	23
804	Offices and clinics of other health practitioners	710	178 008	65 150	14 401	3 092
8041	Offices and clinics of chiropractors	320	56 212	16 805	3 782	904
8042	Offices and clinics of optometrists	132	43 166	13 510	3 235	690
8043	Offices and clinics of podiatrists	73	18 980	6 550	1 452	278
8049	Offices and clinics of health practitioners, n.e.c.	185	59 650	28 285	5 932	1 220

Table 7a. Summary Statistics for Firms Subject to Federal Income Tax for Metropolitan Areas: 1992 — Con.

[Includes only establishments with payroll. For meaning of abbreviations and symbols, see introductory text. For explanation of terms and comparability of 1987 and 1992 censuses, see appendix A. For definitions of CMSA's, MSA's, and PMSA's, see appendix D]

SIC code	Geographic area and kind of business or operation	Establishments (number)	Receipts (\$1,000)	Annual payroll (\$1,000)	First-quarter payroll (\$1,000)	Paid employees for pay period including March 12 (number)
ST. LOUIS, MO-IL MSA — Con.						
80	Health services — Con.					
805	Nursing and personal care facilities	183	380 805	171 380	39 894	13 838
8051	Skilled nursing care facilities	128	322 508	146 496	34 027	11 525
8052	Intermediate care facilities	37	49 815	21 876	5 399	2 115
8059	Nursing and personal care facilities, n.e.c.	18	8 482	3 008	468	198
806	Hospitals	5	125 662	37 830	8 686	1 311
8062	General medical and surgical hospitals	2	(D)	(D)	(D)	GG
8063, 9	Specialty hospitals	3	(D)	(D)	(D)	CC
8063	Psychiatric hospitals	1	(D)	(D)	(D)	BB
8069	Specialty hospitals, except psychiatric	2	(D)	(D)	(D)	CC
807, 8, 9	Other health services	399	317 146	116 543	27 097	5 851
807	Medical and dental laboratories	177	99 638	36 584	8 725	1 377
8071	Medical laboratories	71	71 747	24 049	5 738	774
8072	Dental laboratories	106	27 891	12 535	2 987	603
808	Home health care services	84	118 430	44 084	10 211	3 026
809	Miscellaneous health and allied services, n.e.c.	138	99 078	35 875	8 161	1 448
8092	Kidney dialysis centers	13	14 642	4 328	933	162
8093	Specialty outpatient facilities, n.e.c.	83	58 105	22 159	5 290	925
8099	Health and allied services, n.e.c.	42	26 331	9 388	1 938	361
81	Legal services	1 276	904 243	348 523	74 547	8 607
823, 4, 9	Selected educational services	127	52 947	20 535	4 729	1 108
823	Libraries	—	—	—	—	—
824	Vocational schools	43	35 092	13 667	3 061	608
8243	Data processing schools	14	11 003	3 791	827	135
8244	Business and secretarial schools	8	2 333	1 163	263	64
8249	Vocational schools, n.e.c.	21	21 756	8 713	1 971	409
829	Schools and educational services, n.e.c.	84	17 855	6 868	1 668	500
83	Social services	541	115 247	48 514	11 172	4 996
835	Child day care services	362	59 931	27 214	6 410	3 454
832, 3, 6, 9	Other social services	179	55 316	21 300	4 762	1 542
832	Individual and family social services	74	21 904	10 531	2 256	632
833	Job training and vocational rehabilitation services	16	6 216	2 905	748	160
836	Residential care	70	19 352	7 206	1 597	719
839	Social services, n.e.c.	19	7 844	658	161	31
87 ex. 8733	Engineering, accounting, research, management, and related services (except noncommercial research organizations)	2 256	2 133 359	748 643	180 411	22 558
871	Engineering, architectural, and surveying services	624	775 185	313 350	74 667	7 847
8711	Engineering services	387	599 935	225 498	53 738	5 603
8712	Architectural services	181	152 882	81 067	19 580	1 964
8713	Surveying services	56	22 368	6 785	1 349	280
872	Accounting, auditing, and bookkeeping services	764	349 633	155 621	38 034	6 052
873 ex. 8733	Research, development, and testing services (except noncommercial research organizations)	120	144 126	53 183	12 821	2 119
8731	Commercial physical and biological research	27	58 186	17 113	4 045	337
8731 pt.	Commercial physical research	17	(D)	(D)	(D)	EE
8731 pt.	Commercial medical and biological research	10	(D)	(D)	(D)	BB
8732	Commercial economic, sociological, and educational research	57	48 465	17 670	4 764	1 173
8734	Testing laboratories	36	37 475	18 400	4 012	609
874	Management and public relations services	748	864 415	226 489	54 889	6 540
8741	Management services	186	582 987	113 582	27 039	3 389
8742	Management consulting services	368	158 763	58 944	14 278	1 658
8743	Public relations services	53	49 878	23 757	5 945	513
8744	Facilities support management services	8	22 582	10 060	2 252	391
8748	Business consulting services, n.e.c.	133	50 205	20 146	5 375	589
89	Services, n.e.c.	119	44 517	18 854	3 829	636
8999 pt.	Scientific and related consulting services, except environmental	27	14 600	9 000	1 829	345
8999 pt.	Other services	92	29 917	9 854	2 000	291
8999 pt.	Environmental consulting	30	18 644	5 032	1 210	166
8999 pt.	Authors, composers, and other arts-related services	23	2 201	886	186	36
8999 pt.	Other services, n.e.c.	39	9 072	3 936	604	89
SPRINGFIELD, IL MSA						
	Total	1 447	892 360	363 392	78 463	17 582
70 ex. 704	Hotels, rooming houses, camps, and other lodging places (except membership lodging)	36	45 419	13 908	3 059	1 379
7011	Hotels and motels	32	44 938	13 862	3 048	1 364
7011 pt.	Hotels	15	34 660	11 281	2 487	1 095
7011 pt.	Motels, motor hotels, and tourist courts	17	10 278	2 581	561	269
702, 3	Other lodging places	4	481	46	11	15

Table 7a. Summary Statistics for Firms Subject to Federal Income Tax for Metropolitan Areas: 1992 — Con.

[Includes only establishments with payroll. For meaning of abbreviations and symbols, see introductory text. For explanation of terms and comparability of 1987 and 1992 censuses, see appendix A. For definitions of CMSA's, MSA's, and PMSA's, see appendix D]

SIC code	Geographic area and kind of business or operation	Establishments (number)	Receipts (\$1,000)	Annual payroll (\$1,000)	First-quarter payroll (\$1,000)	Paid employees for pay period including March 12 (number)
SPRINGFIELD, IL MSA — Con.						
72	Personal services -----	178	45 055	14 757	3 525	1 192
721	Laundry, cleaning, and garment services -----	48	21 125	6 918	1 652	469
7211	Power laundries, family and commercial* -----	3	1 236	374	90	33
7213	Linen supply* -----	2	(D)	(D)	(D)	AA
7215	Coin-operated laundries and drycleaning -----	8	(D)	(D)	(D)	BB
7216	Drycleaning plants, except rug cleaning* -----	15	4 376	1 631	383	153
7217	Carpet and upholstery cleaning -----	12	2 208	651	131	57
7218	Industrial launderers* -----	2	(D)	(D)	(D)	CC
7212, 9	Other laundry, cleaning, and garment services* -----	6	391	178	34	21
722	Photographic studios, portrait -----	10	2 282	351	71	43
723, 4	Beauty and barber shops -----	79	10 157	4 023	960	369
723	Beauty shops -----	74	(D)	(D)	(D)	EE
724	Barber shops -----	5	(D)	(D)	(D)	AA
725	Shoe repair shops and shoeshine parlors -----	2	(D)	(D)	(D)	AA
726	Funeral service and crematories -----	12	7 622	2 253	488	68
729	Miscellaneous personal services -----	27	(D)	(D)	(D)	CC
73	Business services -----	226	150 850	70 794	15 417	5 267
731	Advertising -----	11	6 503	2 619	627	98
732	Consumer credit reporting agencies, mercantile reporting agencies, and adjustment and collection agencies -----	9	7 001	2 757	629	134
733	Mailing, reproduction, commercial art and photography, and stenographic services -----	28	8 632	3 068	758	219
734	Services to dwellings and other buildings -----	49	28 975	17 573	4 697	2 731
735	Miscellaneous equipment rental and leasing -----	24	19 918	3 887	1 097	216
736	Personnel supply services -----	18	13 880	8 133	1 663	914
737	Computer programming, data processing, and other computer related services -----	42	49 401	26 843	4 526	523
7371, 2, 3	Computer programming, prepackaged software, and integrated systems -----	21	42 002	23 816	3 892	415
7374, 5, 6	Data processing services -----	11	4 415	1 735	373	73
7377, 8, 9	Computer rental and leasing, maintenance, and related services, n.e.c. -----	10	2 984	1 292	261	35
738	Miscellaneous business services -----	45	16 720	5 914	1 420	432
75	Automotive repair, services, and parking -----	173	45 044	12 407	2 932	759
751	Automotive rental and leasing, without drivers -----	9	(D)	(D)	(D)	BB
752	Automobile parking -----	19	(D)	(D)	(D)	BB
753	Automotive repair shops -----	115	34 463	9 643	2 288	450
7532	Top, body, and upholstery repair shops and paint shops -----	45	15 909	4 902	1 123	189
7538	General automotive repair shops -----	47	10 331	2 800	636	163
7533, 4, 6, 7, 9	Other automotive repair shops -----	23	8 223	1 941	529	98
754	Automotive services, except repair -----	30	5 605	1 842	426	180
76	Miscellaneous repair services -----	52	23 756	6 858	1 615	352
762	Electrical repair shops -----	22	12 798	4 241	1 031	227
7622	Radio and television repair shops -----	6	1 664	301	126	17
7623, 9	Other electrical and electronic repair shops -----	16	11 134	3 940	905	210
763	Watch, clock, and jewelry repair -----	1	(D)	(D)	(D)	AA
764	Reupholstery and furniture repair -----	5	845	325	73	20
769	Miscellaneous repair and related services -----	24	(D)	(D)	(D)	CC
78, 79, 84	Amusement and recreation services, including motion pictures and museums -----	97	50 621	9 084	2 158	1 070
781, 2	Motion picture production, distribution, and services -----	3	(D)	(D)	(D)	AA
783	Motion picture theaters -----	8	(D)	(D)	(D)	CC
784	Video tape rental -----	27	6 235	974	319	199
792	Theatrical producers (except motion picture), bands, orchestras, and entertainers -----	6	(D)	(D)	(D)	BB
793	Bowling centers -----	6	3 877	1 108	321	142
79 ex. 792, 3, 84	Commercial sports and other amusement and recreation services, including museums -----	47	35 430	5 965	1 309	548
80	Health services -----	312	317 901	147 277	30 605	4 206
801	Offices and clinics of doctors of medicine -----	136	208 642	105 488	20 670	1 572
802	Offices and clinics of dentists -----	87	27 816	9 694	1 945	446
803	Offices and clinics of doctors of osteopathy -----	1	(D)	(D)	(D)	AA
804	Offices and clinics of other health practitioners -----	42	12 267	4 420	857	160
805	Nursing and personal care facilities -----	13	23 263	11 807	3 155	1 046
806	Hospitals -----	1	(D)	(D)	(D)	EE
807, 8, 9	Other health services -----	32	(D)	(D)	(D)	EE
81	Legal services -----	107	68 339	21 866	4 508	711
823, 4, 9	Selected educational services -----	14	(D)	(D)	(D)	BB
83	Social services -----	50	16 669	6 339	1 028	477
835	Child day care services -----	37	5 834	2 765	656	341
832, 3, 6, 9	Other social services -----	13	10 835	3 574	372	136

Table 7a. Summary Statistics for Firms Subject to Federal Income Tax for Metropolitan Areas: 1992 — Con.

[Includes only establishments with payroll. For meaning of abbreviations and symbols, see introductory text. For explanation of terms and comparability of 1987 and 1992 censuses, see appendix A. For definitions of CMSA's, MSA's, and PMSA's, see appendix D]

SIC code	Geographic area and kind of business or operation	Establishments (number)	Receipts (\$1,000)	Annual payroll (\$1,000)	First-quarter payroll (\$1,000)	Paid employees for pay period including March 12 (number)
	SPRINGFIELD, IL MSA — Con.					
87 ex. 8733	Engineering, accounting, research, management, and related services (except noncommercial research organizations) -----	195	123 495	58 309	13 199	2 067
871	Engineering, architectural, and surveying services -----	67	58 694	30 051	6 443	826
872	Accounting, auditing, and bookkeeping services -----	60	34 781	15 282	3 653	612
873 ex. 8733	Research, development, and testing services (except noncommercial research organizations) -----	8	(D)	(D)	(D)	BB
874	Management and public relations services -----	60	(D)	(D)	(D)	FF
89	Services, n.e.c. -----	7	(D)	(D)	(D)	BB

Table 7b. Summary Statistics for Firms Exempt From Federal Income Tax for Metropolitan Areas: 1992

[Includes only establishments with payroll. For meaning of abbreviations and symbols, see introductory text. For explanation of terms and comparability of 1987 and 1992 censuses, see appendix A. For definitions of CMSA's, MSA's, and PMSA's, see appendix D]

SIC code	Geographic area and kind of business or operation	Establishments (number)	Revenue (\$1,000)	Annual payroll (\$1,000)	First-quarter payroll (\$1,000)	Paid employees for pay period including March 12 (number)
	BLOOMINGTON-NORMAL, IL MSA					
	Total -----	131	230 885	102 191	24 355	5 049
7032, 704	Camps and membership lodging -----	7	(D)	(D)	(D)	BB
792, 7991 pt., 7997, 7999 pt., 84	Selected amusement, recreation, and related services -----	11	(D)	(D)	(D)	CC
8011 pt.; 8021 pt.; 805, 6, 8, 9	Selected health services -----	17	(D)	(D)	(D)	HH
8111 pt.	Legal aid societies and similar legal services -----	1	(D)	(D)	(D)	AA
823, 4, 9	Selected educational services -----	3	(D)	(D)	(D)	BB
83	Social services -----	41	25 968	11 351	2 845	865
835	Child day care services -----	11	1 906	963	265	101
832, 3, 6, 9	Other social services -----	30	24 062	10 388	2 580	764
861, 2, 4, 9	Selected membership organizations -----	49	34 982	14 406	3 561	903
873, 4 ex. 8744	Research, testing, and consulting services, except facilities support management services -----	2	(D)	(D)	(D)	AA
	CHAMPAIGN-URBANA, IL MSA					
	Total -----	239	360 395	121 464	28 952	6 335
7032, 704	Camps and membership lodging -----	39	9 915	1 312	347	169
792, 7991 pt., 7997, 7999 pt., 84	Selected amusement, recreation, and related services -----	9	4 568	2 213	376	152
8011 pt.; 8021 pt.; 805, 6, 8, 9	Selected health services -----	17	224 662	91 428	21 989	4 092
8111 pt.	Legal aid societies and similar legal services -----	2	(D)	(D)	(D)	AA
823, 4, 9	Selected educational services -----	5	(D)	(D)	(D)	BB
83	Social services -----	79	81 590	15 581	3 413	1 155
835	Child day care services -----	16	3 178	2 038	483	216
832, 3, 6, 9	Other social services -----	63	78 412	13 543	2 930	939
861, 2, 4, 9	Selected membership organizations -----	82	34 856	8 760	2 228	655
873, 4 ex. 8744	Research, testing, and consulting services, except facilities support management services -----	6	2 406	1 039	330	44

Table 7b. Summary Statistics for Firms Exempt From Federal Income Tax for Metropolitan Areas: 1992—Con.

[Includes only establishments with payroll. For meaning of abbreviations and symbols, see introductory text. For explanation of terms and comparability of 1987 and 1992 censuses, see appendix A. For definitions of CMSA's, MSA's, and PMSA's, see appendix D]

SIC code	Geographic area and kind of business or operation	Establishments (number)	Revenue (\$1,000)	Annual payroll (\$1,000)	First-quarter payroll (\$1,000)	Paid employees for pay period including March 12 (number)
CHICAGO-GARY-KENOSHA, IL-IN-WI CMSA						
	Total	5 523	18 692 661	7 532 711	1 814 307	301 454
7032, 704	Camps and membership lodging	45	(D)	(D)	(D)	EE
7032	Sporting and recreational camps	14	(D)	(D)	(D)	CC
704	Organization hotels and lodging houses, on membership basis	31	17 434	5 516	1 492	341
792, 7991 pt., 7997, 7999 pt., 84	Selected amusement, recreation, and related services	352	(D)	(D)	(D)	JJ
792	Theatrical producers (except motion picture), bands, orchestras, and entertainers	108	(D)	(D)	(D)	HH
7922	Theatrical producers (except motion picture) and miscellaneous theatrical services	64	(D)	(D)	(D)	GG
7922 pt.	Producers of live theatrical productions	53	(D)	(D)	(D)	GG
7922 pt.	Producers of radio and television shows, except tape	-	-	-	-	-
7922 pt.	Artists' and entertainers' managers or agents, concert bureaus, booking agents	-	-	-	-	-
7922 pt.	Other theatrical services	11	(D)	(D)	(D)	CC
7929	Bands, orchestras, actors, and other entertainers and entertainment groups	44	73 854	34 185	8 899	1 423
7929 pt.	Dance groups and artists	7	(D)	(D)	(D)	BB
7929 pt.	Symphony orchestras, opera companies, and chamber music organizations	26	(D)	(D)	(D)	GG
7929 pt.	Other music groups and artists	7	(D)	(D)	(D)	BB
7929 pt.	Other entertainers and entertainment groups	4	(D)	(D)	(D)	BB
7991 pt., 7997	Gymnasiums, athletic clubs, and membership sports and recreation clubs	170	(D)	(D)	(D)	HH
7991 pt.	Gymnasiums and athletic clubs	4	(D)	(D)	(D)	CC
7997	Membership sports and recreation clubs	166	204 533	86 799	14 543	4 670
7999 pt.	Fairs	9	(D)	(D)	(D)	BB
84	Museums, art galleries, and botanical and zoological gardens	65	(D)	(D)	(D)	HH
841	Museums and art galleries	60	227 578	73 601	17 270	3 701
842	Arboreta and botanical or zoological gardens	5	(D)	(D)	(D)	GG
8011 pt.; 8021 pt.; 805, 6, 8, 9	Selected health services	569	(D)	(D)	(D)	MM
8011 pt., 8021 pt.	Clinics of doctors of medicine and dentists	75	337 209	101 263	23 503	3 051
8011 pt.	General medical clinics	75	337 209	101 263	23 503	3 051
8021 pt.	Dental clinics	-	-	-	-	-
805	Nursing and personal care facilities	145	(D)	(D)	(D)	JJ
8051	Skilled nursing care facilities	70	300 530	142 940	35 110	8 882
8052	Intermediate care facilities	49	(D)	(D)	(D)	HH
8059	Nursing and personal care facilities, n.e.c.	26	23 960	10 247	2 722	842
806	Hospitals	116	(D)	(D)	(D)	MM
8062	General medical and surgical hospitals	99	(D)	(D)	(D)	MM
8062 pt.	General medical and surgical hospitals, nongovernment	90	(D)	(D)	(D)	MM
8062 pt.	General medical and surgical hospitals, government	9	(D)	(D)	(D)	JJ
8063, 9	Specialty hospitals	17	(D)	(D)	(D)	JJ
8063	Psychiatric hospitals	8	(D)	(D)	(D)	II
8063 pt.	Psychiatric hospitals, nongovernment	2	(D)	(D)	(D)	EE
8063 pt.	Psychiatric hospitals, government	6	(D)	(D)	(D)	II
8069	Specialty hospitals, except psychiatric	9	(D)	(D)	(D)	II
8069 pt.	Specialty hospitals, except psychiatric; nongovernment	9	(D)	(D)	(D)	II
8069 pt.	Specialty hospitals, except psychiatric; government	-	-	-	-	-
808, 9	Other health services	233	(D)	(D)	(D)	II
808	Home health care services	63	(D)	(D)	(D)	HH
809	Miscellaneous health and allied services, n.e.c.	170	(D)	(D)	(D)	HH
8092	Kidney dialysis centers	-	-	-	-	-
8093	Specialty outpatient facilities, n.e.c.	127	149 657	75 878	19 047	3 758
8099	Health and allied services, n.e.c.	43	(D)	(D)	(D)	FF
8111 pt.	Legal aid societies and similar legal services	43	28 281	16 329	3 964	559
823, 4, 9	Selected educational services	165	112 370	39 567	9 755	2 601
823	Libraries	9	(D)	(D)	(D)	EE
824	Vocational schools	43	(D)	(D)	(D)	FF
8243	Data processing schools	1	(D)	(D)	(D)	AA
8244	Business and secretarial schools	-	-	-	-	-
8249	Vocational schools, n.e.c.	42	34 444	11 888	2 985	935
829	Schools and educational services, n.e.c.	113	(D)	(D)	(D)	GG
83	Social services	2 257	(D)	(D)	(D)	KK
835	Child day care services	419	(D)	(D)	(D)	II
832, 3, 6, 9	Other social services	1 838	1 791 769	612 666	148 089	37 382
832	Individual and family social services	807	579 560	260 973	62 529	15 814
833	Job training and vocational rehabilitation services	196	(D)	(D)	(D)	II
836	Residential care	394	354 278	147 716	35 426	9 007
839	Social services, n.e.c.	441	(D)	(D)	(D)	II
861, 2, 4, 9	Selected membership organizations	1 909	(D)	(D)	(D)	KK
861	Business associations	492	1 092 710	303 128	74 239	8 485
864	Civic, social, and fraternal associations	954	(D)	(D)	(D)	JJ
862, 9	Other membership organizations	463	1 068 112	270 037	64 839	8 784
862	Professional membership organizations	235	720 408	197 763	46 859	5 552
869	Membership organizations, n.e.c.	228	347 704	72 274	17 980	3 232

Table 7b. Summary Statistics for Firms Exempt From Federal Income Tax for Metropolitan Areas: 1992—Con.

[Includes only establishments with payroll. For meaning of abbreviations and symbols, see introductory text. For explanation of terms and comparability of 1987 and 1992 censuses, see appendix A. For definitions of CMSA's, MSA's, and PMSA's, see appendix D]

SIC code	Geographic area and kind of business or operation	Establishments (number)	Revenue (\$1,000)	Annual payroll (\$1,000)	First-quarter payroll (\$1,000)	Paid employees for pay period including March 12 (number)
CHICAGO-GARY-KENOSHA, IL-IN-WI CMSA—Con.						
873, 4 ex. 8744	Research, testing, and consulting services, except facilities support management services	183	(D)	(D)	(D)	JJ
873	Research, development, and testing services	117	(D)	(D)	(D)	JJ
8731	Commercial physical and biological research	9	670 039	322 669	77 061	8 549
8732	Commercial economic, sociological, and educational research	23	(D)	(D)	(D)	FF
8733	Noncommercial research organizations	78	(D)	(D)	(D)	GG
8734	Testing laboratories	7	(D)	(D)	(D)	GG
874 ex. 8744	Management and public relations services, except facilities support management services	66	(D)	(D)	(D)	GG
8741	Management services	21	(D)	(D)	(D)	FF
8742	Management consulting services	11	(D)	(D)	(D)	EE
8743	Public relations services	4	(D)	(D)	(D)	AA
8748	Business consulting services, n.e.c.	30	(D)	(D)	(D)	CC
Chicago, IL PMSA						
	Total	4 958	17 326 494	6 997 957	1 686 702	274 870
7032, 704	Camps and membership lodging	42	22 696	7 251	1 764	446
7032	Sporting and recreational camps	11	5 262	1 735	272	105
704	Organization hotels and lodging houses, on membership basis	31	17 434	5 516	1 492	341
792, 7991 pt., 7997, 7999 pt., 84	Selected amusement, recreation, and related services	327	623 531	234 277	49 530	12 225
792	Theatrical producers (except motion picture), bands, orchestras, and entertainers	105	116 165	47 067	11 826	2 815
7922	Theatrical producers (except motion picture) and miscellaneous theatrical services	62	(D)	(D)	(D)	GG
7922 pt.	Producers of live theatrical productions	51	27 831	10 731	2 524	1 315
7922 pt.	Producers of radio and television shows, except tape	—	—	—	—	—
7922 pt.	Artists' and entertainers' managers or agents, concert bureaus, booking agents	—	—	—	—	—
7922 pt.	Other theatrical services	11	(D)	(D)	(D)	CC
7929	Bands, orchestras, actors, and other entertainers and entertainment groups	43	(D)	(D)	(D)	GG
7929 pt.	Dance groups and artists	7	(D)	(D)	(D)	BB
7929 pt.	Symphony orchestras, opera companies, and chamber music organizations	25	(D)	(D)	(D)	GG
7929 pt.	Other music groups and artists	7	(D)	(D)	(D)	BB
7929 pt.	Other entertainers and entertainment groups	4	(D)	(D)	(D)	BB
7991 pt., 7997	Gymnasiums, athletic clubs, and membership sports and recreation clubs	153	203 120	85 941	14 763	4 561
7991 pt.	Gymnasiums and athletic clubs	4	(D)	(D)	(D)	CC
7997	Membership sports and recreation clubs	149	(D)	(D)	(D)	HH
7999 pt.	Fairs	7	4 666	729	73	31
84	Museums, art galleries, and botanical and zoological gardens	62	299 580	100 540	22 868	4 818
841	Museums and art galleries	57	(D)	(D)	(D)	HH
842	Arboreta and botanical or zoological gardens	5	(D)	(D)	(D)	GG
8011 pt.; 8021 pt.; 805, 6, 8, 9	Selected health services	490	10 972 056	4 866 244	1 177 609	179 228
8011 pt., 8021 pt.	Clinics of doctors of medicine and dentists	65	326 683	96 360	22 280	2 853
8011 pt.	General medical clinics	65	326 683	96 360	22 280	2 853
8021 pt.	Dental clinics	—	—	—	—	—
805	Nursing and personal care facilities	128	401 976	190 200	46 763	12 032
8051	Skilled nursing care facilities	64	284 705	135 078	33 253	8 267
8052	Intermediate care facilities	40	(D)	(D)	(D)	HH
8059	Nursing and personal care facilities, n.e.c.	24	(D)	(D)	(D)	FF
806	Hospitals	101	9 945 804	4 435 072	1 073 083	157 215
8062	General medical and surgical hospitals	86	9 314 663	4 069 848	984 287	144 838
8062 pt.	General medical and surgical hospitals, nongovernment	78	8 097 734	3 342 864	811 701	123 904
8062 pt.	General medical and surgical hospitals, government	8	1 216 929	726 984	172 586	20 934
8063, 9	Specialty hospitals	15	631 141	365 224	88 796	12 377
8063	Psychiatric hospitals	6	(D)	(D)	(D)	II
8063 pt.	Psychiatric hospitals, nongovernment	—	—	—	—	—
8063 pt.	Psychiatric hospitals, government	6	(D)	(D)	(D)	II
8069	Specialty hospitals, except psychiatric	9	(D)	(D)	(D)	II
8069 pt.	Specialty hospitals, except psychiatric; nongovernment	9	(D)	(D)	(D)	II
8069 pt.	Specialty hospitals, except psychiatric; government	—	—	—	—	—
808, 9	Other health services	196	297 593	144 612	35 483	7 128
808	Home health care services	51	102 247	55 842	13 626	2 923
809	Miscellaneous health and allied services, n.e.c.	145	195 346	88 770	21 857	4 205
8092	Kidney dialysis centers	—	—	—	—	—
8093	Specialty outpatient facilities, n.e.c.	104	128 159	66 363	16 670	3 274
8099	Health and allied services, n.e.c.	41	67 187	22 407	5 187	931
8111 pt.	Legal aid societies and similar legal services	40	27 074	15 576	3 808	530

IL-152 ILLINOIS

SERVICE INDUSTRIES—GEOGRAPHIC AREA SERIES

Table 7b. **Summary Statistics for Firms Exempt From Federal Income Tax for Metropolitan Areas: 1992—Con.**

[Includes only establishments with payroll. For meaning of abbreviations and symbols, see introductory text. For explanation of terms and comparability of 1987 and 1992 censuses, see appendix A. For definitions of CMSA's, MSA's, and PMSA's, see appendix D]

SIC code	Geographic area and kind of business or operation	Establishments (number)	Revenue (\$1,000)	Annual payroll (\$1,000)	First-quarter payroll (\$1,000)	Paid employees for pay period including March 12 (number)
CHICAGO—GARY—KENOSHA, IL—IN—WI CMSA—Con.						
Chicago, IL PMSA—Con.						
823, 4, 9	Selected educational services	150	104 393	36 285	9 024	2 358
823	Libraries.....	7	10 176	4 775	1 144	229
824	Vocational schools	34	32 908	11 439	2 878	915
8243	Data processing schools	1	(D)	(D)	(D)	AA
8244	Business and secretarial schools	—	—	—	—	—
8249	Vocational schools, n.e.c.	33	(D)	(D)	(D)	FF
829	Schools and educational services, n.e.c.	109	61 309	20 071	5 002	1 214
83	Social services	2 023	1 791 901	637 134	154 881	39 183
835	Child day care services	380	(D)	(D)	(D)	II
832, 3, 6, 9	Other social services	1 643	(D)	(D)	(D)	KK
832	Individual and family social services	715	536 133	247 466	59 327	14 794
833	Job training and vocational rehabilitation services	172	135 284	64 348	16 037	4 473
836	Residential care	345	333 246	137 833	33 092	8 188
839	Social services, n.e.c.	411	(D)	(D)	(D)	II
861, 2, 4, 9	Selected membership organizations	1 721	2 603 163	710 934	172 463	27 163
861	Business associations	464	1 085 684	300 839	73 710	8 396
864	Civic, social, and fraternal associations	818	(D)	(D)	(D)	JJ
862, 9	Other membership organizations	439	(D)	(D)	(D)	II
862	Professional membership organizations	227	719 172	197 464	46 785	5 532
869	Membership organizations, n.e.c.	212	(D)	(D)	(D)	HH
873, 4 ex. 8744	Research, testing, and consulting services, except facilities support management services	165	1 181 680	490 256	117 623	13 737
873	Research, development, and testing services	110	1 106 381	459 397	109 968	12 682
8731	Commercial physical and biological research	9	670 039	322 669	77 061	8 549
8732	Commercial economic, sociological, and educational research	21	45 301	19 169	3 592	913
8733	Noncommercial research organizations	74	(D)	(D)	(D)	GG
8734	Testing laboratories	6	(D)	(D)	(D)	GG
874 ex. 8744	Management and public relations services, except facilities support management services	55	75 299	30 859	7 655	1 055
8741	Management services	17	33 792	12 703	3 402	525
8742	Management consulting services	11	(D)	(D)	(D)	EE
8743	Public relations services	4	(D)	(D)	(D)	AA
8748	Business consulting services, n.e.c.	23	(D)	(D)	(D)	CC
Gary, IN PMSA						
Total		395	1 060 971	417 313	99 750	19 825
(See appropriate State for SIC detail.)						
Kankakee, IL PMSA						
Total		68	159 569	60 873	14 300	3 383
7032, 704	Camps and membership lodging	—	—	—	—	—
792, 7991 pt., 7997, 7999 pt., 84	Selected amusement, recreation, and related services	3	(D)	(D)	(D)	BB
8011 pt.; 8021 pt.; 805, 6, 8, 9	Selected health services	11	(D)	(D)	(D)	GG
8111 pt.	Legal aid societies and similar legal services	1	(D)	(D)	(D)	AA
823, 4, 9	Selected educational services	2	(D)	(D)	(D)	AA
83	Social services	27	(D)	(D)	(D)	FF
835	Child day care services	5	(D)	(D)	(D)	BB
832, 3, 6, 9	Other social services	22	(D)	(D)	(D)	FF
861, 2, 4, 9	Selected membership organizations	23	(D)	(D)	(D)	CC
873, 4 ex. 8744	Research, testing, and consulting services, except facilities support management services	1	(D)	(D)	(D)	AA
Kenosha, WI PMSA						
Total		102	145 627	56 568	13 555	3 376
(See appropriate State for SIC detail.)						

Table 7b. **Summary Statistics for Firms Exempt From Federal Income Tax for Metropolitan Areas: 1992—Con.**

[Includes only establishments with payroll. For meaning of abbreviations and symbols, see introductory text. For explanation of terms and comparability of 1987 and 1992 censuses, see appendix A. For definitions of CMSA's, MSA's, and PMSA's, see appendix D]

SIC code	Geographic area and kind of business or operation	Establishments (number)	Revenue (\$1,000)	Annual payroll (\$1,000)	First-quarter payroll (\$1,000)	Paid employees for pay period including March 12 (number)
DAVENPORT—MOLINE—ROCK ISLAND, IA—IL MSA						
	Total	333	508 716	206 057	50 839	12 505
7032, 704	Camps and membership lodging	2	(D)	(D)	(D)	BB
792, 7991 pt., 7997, 7999 pt., 84	Selected amusement, recreation, and related services	24	14 525	5 606	1 125	501
8011 pt.; 8021 pt.; 805, 6, 8, 9	Selected health services	31	382 945	153 781	38 355	8 199
8111 pt.	Legal aid societies and similar legal services	3	898	564	138	24
823, 4, 9	Selected educational services	7	(D)	(D)	(D)	BB
83	Social services	140	74 344	33 272	8 033	2 523
835	Child day care services	14	3 431	2 154	528	224
832, 3, 6, 9	Other social services	126	70 913	31 118	7 505	2 299
861, 2, 4, 9	Selected membership organizations	120	32 942	11 520	2 882	1 182
873, 4 ex. 8744	Research, testing, and consulting services, except facilities support management services	6	1 564	716	162	23
DECATUR, IL MSA						
	Total	95	235 111	98 780	24 976	5 460
7032, 704	Camps and membership lodging	1	(D)	(D)	(D)	AA
792, 7991 pt., 7997, 7999 pt., 84	Selected amusement, recreation, and related services	5	(D)	(D)	(D)	CC
8011 pt.; 8021 pt.; 805, 6, 8, 9	Selected health services	14	197 618	84 897	21 568	4 150
8111 pt.	Legal aid societies and similar legal services	2	(D)	(D)	(D)	AA
823, 4, 9	Selected educational services	—	—	—	—	—
83	Social services	35	25 809	9 730	2 375	902
835	Child day care services	7	1 946	1 086	289	95
832, 3, 6, 9	Other social services	28	23 863	8 644	2 086	807
861, 2, 4, 9	Selected membership organizations	37	7 153	2 321	646	277
873, 4 ex. 8744	Research, testing, and consulting services, except facilities support management services	1	(D)	(D)	(D)	AA
PEORIA—PEKIN, IL MSA						
	Total	325	733 337	307 077	72 870	15 122
7032, 704	Camps and membership lodging	10	1 099	199	34	16
792, 7991 pt., 7997, 7999 pt., 84	Selected amusement, recreation, and related services	29	10 751	4 527	923	454
8011 pt.; 8021 pt.; 805, 6, 8, 9	Selected health services	48	587 293	257 329	60 993	11 129
8111 pt.	Legal aid societies and similar legal services	1	(D)	(D)	(D)	AA
823, 4, 9	Selected educational services	13	2 300	756	191	83
83	Social services	119	87 083	36 145	8 598	2 816
835	Child day care services	15	2 338	1 480	358	134
832, 3, 6, 9	Other social services	104	84 745	34 665	8 240	2 682
861, 2, 4, 9	Selected membership organizations	100	42 031	6 052	1 481	571
873, 4 ex. 8744	Research, testing, and consulting services, except facilities support management services	5	(D)	(D)	(D)	BB

IL-154 ILLINOIS

SERVICE INDUSTRIES—GEOGRAPHIC AREA SERIES

Table 7b. Summary Statistics for Firms Exempt From Federal Income Tax for Metropolitan Areas: 1992—Con.

[Includes only establishments with payroll. For meaning of abbreviations and symbols, see introductory text. For explanation of terms and comparability of 1987 and 1992 censuses, see appendix A. For definitions of CMSA's, MSA's, and PMSA's, see appendix D]

SIC code	Geographic area and kind of business or operation	Establishments (number)	Revenue (\$1,000)	Annual payroll (\$1,000)	First-quarter payroll (\$1,000)	Paid employees for pay period including March 12 (number)
ROCKFORD, IL MSA						
	Total	274	531 295	219 848	55 270	12 156
7032, 704	Camps and membership lodging	4	(D)	(D)	(D)	AA
792, 7991 pt., 7997, 7999 pt., 84	Selected amusement, recreation, and related services	21	12 887	4 968	1 019	349
8011 pt.; 8021 pt.; 805, 6, 8, 9	Selected health services	37	418 386	173 880	44 038	8 047
8111 pt.	Legal aid societies and similar legal services	3	(D)	(D)	(D)	BB
823, 4, 9	Selected educational services	5	821	367	89	17
83	Social services	102	63 509	29 585	7 419	2 549
835	Child day care services	17	3 029	1 707	406	173
832, 3, 6, 9	Other social services	85	60 480	27 878	7 013	2 376
861, 2, 4, 9	Selected membership organizations	97	31 213	8 842	2 167	1 111
873, 4 ex. 8744	Research, testing, and consulting services, except facilities support management services	5	2 411	981	252	39
ST. LOUIS, MO-IL MSA						
	Total	1 837	5 188 087	2 174 795	526 592	101 434
7032, 704	Camps and membership lodging	14	2 855	1 000	193	61
7032	Sporting and recreational camps	6	1 836	904	169	36
704	Organization hotels and lodging houses, on membership basis	8	1 019	96	24	25
792, 7991 pt., 7997, 7999 pt., 84	Selected amusement, recreation, and related services	115	142 203	57 249	12 150	2 908
792	Theatrical producers (except motion picture), bands, orchestras, and entertainers	28	41 057	18 282	4 092	695
7922	Theatrical producers (except motion picture) and miscellaneous theatrical services	13	17 333	5 472	1 082	295
7922 pt.	Producers of live theatrical productions	11	(D)	(D)	(D)	EE
7922 pt.	Producers of radio and television shows, except tape	-	-	-	-	-
7922 pt.	Artists' and entertainers' managers or agents, concert bureaus, booking agents	-	-	-	-	-
7922 pt.	Other theatrical services	2	(D)	(D)	(D)	AA
7929	Bands, orchestras, actors, and other entertainers and entertainment groups	15	23 724	12 810	3 010	400
7929 pt.	Dance groups and artists	5	(D)	(D)	(D)	BB
7929 pt.	Symphony orchestras, opera companies, and chamber music organizations	3	(D)	(D)	(D)	EE
7929 pt.	Other music groups and artists	5	1 039	297	112	64
7929 pt.	Other entertainers and entertainment groups	2	(D)	(D)	(D)	AA
7991 pt., 7997	Gymnasiums, athletic clubs, and membership sports and recreation clubs	61	68 250	27 053	5 286	1 601
7991 pt.	Gymnasiums and athletic clubs	2	(D)	(D)	(D)	AA
7997	Membership sports and recreation clubs	59	(D)	(D)	(D)	GG
7999 pt.	Fairs	4	(D)	(D)	(D)	BB
84	Museums, art galleries, and botanical and zoological gardens	22	(D)	(D)	(D)	FF
841	Museums and art galleries	20	(D)	(D)	(D)	CC
842	Arboreta and botanical or zoological gardens	2	(D)	(D)	(D)	EE
8011 pt.; 8021 pt.; 805, 6, 8, 9	Selected health services	240	4 125 663	1 789 501	434 880	74 779
8011 pt., 8021 pt.	Clinics of doctors of medicine and dentists	21	68 894	26 096	6 336	707
8011 pt.	General medical clinics	21	68 894	26 096	6 336	707
8021 pt.	Dental clinics	-	-	-	-	-
805	Nursing and personal care facilities	81	194 304	83 963	20 602	6 403
8051	Skilled nursing care facilities	28	105 550	46 335	11 440	3 360
8052	Intermediate care facilities	48	71 508	33 486	8 242	2 774
8059	Nursing and personal care facilities, n.e.c.	5	17 246	4 142	920	269
806	Hospitals	53	3 723 087	1 615 793	392 679	64 358
8062	General medical and surgical hospitals	42	(D)	(D)	(D)	LL
8062 pt.	General medical and surgical hospitals, nongovernment	36	3 054 100	1 293 482	313 734	53 111
8062 pt.	General medical and surgical hospitals, government	6	(D)	(D)	(D)	HH
8063, 9	Specialty hospitals	11	(D)	(D)	(D)	II
8063	Psychiatric hospitals	4	85 000	47 289	12 195	1 996
8063 pt.	Psychiatric hospitals, nongovernment	1	(D)	(D)	(D)	EE
8063 pt.	Psychiatric hospitals, government	3	(D)	(D)	(D)	GG
8069 pt.	Specialty hospitals, except psychiatric	7	(D)	(D)	(D)	HH
8069 pt.	Specialty hospitals, except psychiatric; nongovernment	7	(D)	(D)	(D)	HH
8069 pt.	Specialty hospitals, except psychiatric; government	-	-	-	-	-
808, 9	Other health services	85	139 378	63 649	15 263	3 311
808	Home health care services	18	(D)	(D)	(D)	GG
809	Miscellaneous health and allied services, n.e.c.	67	(D)	(D)	(D)	GG
8092	Kidney dialysis centers	1	(D)	(D)	(D)	BB
8093	Specialty outpatient facilities, n.e.c.	59	52 272	24 784	6 007	1 269
8099	Health and allied services, n.e.c.	7	(D)	(D)	(D)	FF
8111 pt.	Legal aid societies and similar legal services	10	6 387	3 551	904	136

Table 7b. **Summary Statistics for Firms Exempt From Federal Income Tax for Metropolitan Areas: 1992—Con.**

[Includes only establishments with payroll. For meaning of abbreviations and symbols, see introductory text. For explanation of terms and comparability of 1987 and 1992 censuses, see appendix A. For definitions of CMSA's, MSA's, and PMSA's, see appendix D]

SIC code	Geographic area and kind of business or operation	Establishments (number)	Revenue (\$1,000)	Annual payroll (\$1,000)	First-quarter payroll (\$1,000)	Paid employees for pay period including March 12 (number)
ST. LOUIS, MO-IL MSA—Con.						
823, 4, 9	Selected educational services	54	17 304	6 716	1 585	374
823	Libraries.....	6	1 263	561	138	42
824	Vocational schools	17	9 185	3 250	795	121
8243	Data processing schools	—	—	—	—	—
8244	Business and secretarial schools	2	(D)	(D)	(D)	BB
8249	Vocational schools, n.e.c.	15	(D)	(D)	(D)	BB
829	Schools and educational services, n.e.c.	31	6 856	2 905	652	211
83	Social services	721	515 248	196 019	47 910	15 308
835	Child day care services	125	40 640	19 803	4 860	2 005
832, 3, 6, 9	Other social services	596	474 608	176 216	43 050	13 303
832	Individual and family social services	296	161 304	73 650	17 798	5 458
833	Job training and vocational rehabilitation services	54	52 406	23 693	5 706	2 908
836	Residential care	92	100 519	49 516	12 008	3 131
839	Social services, n.e.c.	154	160 379	29 357	7 538	1 806
861, 2, 4, 9	Selected membership organizations	643	330 584	103 365	24 721	7 224
861	Business associations	107	103 478	25 057	5 966	910
864	Civic, social, and fraternal associations	402	134 512	41 039	9 622	4 546
862, 9	Other membership organizations	134	92 594	37 269	9 133	1 768
862	Professional membership organizations	41	33 144	6 775	1 589	287
869	Membership organizations, n.e.c.	93	59 450	30 494	7 544	1 481
873, 4 ex. 8744	Research, testing, and consulting services, except facilities support management services	40	47 843	17 394	4 249	644
873	Research, development, and testing services	29	15 469	5 706	1 470	302
8731	Commercial physical and biological research	2	(D)	(D)	(D)	AA
8732	Commercial economic, sociological, and educational research	6	1 792	829	177	73
8733	Noncommercial research organizations	20	11 674	4 463	1 190	210
8734	Testing laboratories	1	(D)	(D)	(D)	AA
874 ex. 8744	Management and public relations services, except facilities support management services	11	32 374	11 688	2 779	342
8741	Management services	3	(D)	(D)	(D)	EE
8742	Management consulting services	6	(D)	(D)	(D)	BB
8743	Public relations services	—	—	—	—	—
8748	Business consulting services, n.e.c.	2	(D)	(D)	(D)	AA
SPRINGFIELD, IL MSA						
	Total	302	619 885	240 611	55 406	10 679
7032, 704	Camps and membership lodging	2	(D)	(D)	(D)	AA
792, 7991 pt., 7997, 7999 pt., 84	Selected amusement, recreation, and related services	16	(D)	(D)	(D)	EE
8011 pt.; 8021 pt.; 805, 6, 8, 9	Selected health services	16	(D)	(D)	(D)	II
8111 pt.	Legal aid societies and similar legal services	3	(D)	(D)	(D)	AA
823, 4, 9	Selected educational services	6	(D)	(D)	(D)	AA
83	Social services	108	(D)	(D)	(D)	GG
835	Child day care services	11	(D)	(D)	(D)	CC
832, 3, 6, 9	Other social services	97	67 364	21 782	5 047	1 566
861, 2, 4, 9	Selected membership organizations	144	(D)	(D)	(D)	GG
873, 4 ex. 8744	Research, testing, and consulting services, except facilities support management services	7	(D)	(D)	(D)	BB

Table 8a. Summary Statistics for Firms Subject to Federal Income Tax for the Area Outside Metropolitan Areas: 1992

[Includes only establishments with payroll. For meaning of abbreviations and symbols, see introductory text. For explanation of terms and comparability of 1987 and 1992 censuses, see appendix A. For definitions of CMSA's, MSA's, and PMSA's, see appendix D]

SIC code	Kind of business or operation	Establishments (number)	Receipts (\$1,000)	Annual payroll (\$1,000)	First-quarter payroll (\$1,000)	Paid employees for pay period including March 12 (number)
	Total	9 314	3 019 294	1 077 627	236 220	70 204
70 ex. 704	Hotels, rooming houses, camps, and other lodging places (except membership lodging)	328	(D)	(D)	(D)	HH
7011	Hotels and motels	268	146 279	38 748	8 198	4 496
7011 pt.	Hotels	118	93 146	26 181	5 536	2 929
7011 pt.	Hotels, 25 guestrooms or more	80	(D)	(D)	(D)	HH
7011 pt.	Hotels, less than 25 guestrooms	38	(D)	(D)	(D)	CC
7011 pt.	Motels, motor hotels, and tourist courts	150	53 133	12 567	2 662	1 567
7011 pt.	Motels, tourist courts	131	39 249	8 738	1 856	1 165
7011 pt.	Motor hotels	19	13 884	3 829	806	402
702, 3	Other lodging places	60	(D)	(D)	(D)	CC
702	Rooming and boarding houses	23	(D)	(D)	(D)	BB
703	Camps and recreational vehicle parks	37	5 862	906	106	115
72	Personal services	1 266	209 313	54 845	13 015	5 156
721	Laundry, cleaning, and garment services	319	47 574	14 307	3 437	1 540
7211	Power laundries, family and commercial*	16	(D)	(D)	(D)	CC
7213	Linen supply*	4	(D)	(D)	(D)	BB
7215	Coin-operated laundries and drycleaning	118	(D)	(D)	(D)	EE
7216	Drycleaning plants, except rug cleaning*	114	14 193	4 676	1 091	508
7217	Carpet and upholstery cleaning	40	(D)	(D)	(D)	CC
7218	Industrial launderers*	8	12 746	3 985	1 046	241
7212, 9	Other laundry, cleaning, and garment services*	19	(D)	(D)	(D)	BB
7212	Garment pressing, and agents for laundries and drycleaners	11	(D)	(D)	(D)	BB
7219	Laundry and garment services, n.e.c.*	8	346	90	27	21
722	Photographic studios, portrait	83	16 790	4 547	732	324
723, 4	Beauty and barber shops	398	32 342	12 512	2 959	1 398
723	Beauty shops	389	(D)	(D)	(D)	GG
724	Barber shops	9	(D)	(D)	(D)	AA
725	Shoe repair shops and shoeshine parlors	11	519	106	20	14
726	Funeral service and crematories	297	98 210	19 657	4 443	1 066
729	Miscellaneous personal services	158	13 878	3 716	1 424	814
7291	Tax return preparation services	77	6 702	2 022	1 036	584
7299	Miscellaneous personal services, n.e.c.	81	7 176	1 694	388	230
73	Business services	952	402 391	145 383	32 677	13 101
731	Advertising	46	(D)	(D)	(D)	CC
7311	Advertising agencies	26	(D)	(D)	(D)	BB
7312	Outdoor advertising services	7	(D)	(D)	(D)	BB
7313	Radio, television, publishers' advertising representatives	9	1 385	496	104	34
7319	Advertising, n.e.c.	4	(D)	(D)	(D)	AA
732	Consumer credit reporting agencies, mercantile reporting agencies, and adjustment and collection agencies	45	(D)	(D)	(D)	CC
7322	Adjustment and collection services	39	(D)	(D)	(D)	CC
7323	Credit reporting services	6	1 266	424	105	28
733	Mailing, reproduction, commercial art and photography, and stenographic services	52	(D)	(D)	(D)	EE
7331	Direct mail advertising services	3	(D)	(D)	(D)	AA
7334	Photocopying and duplicating services	6	1 168	253	52	30
7335, 6	Commercial photography, art, and graphics	25	11 969	4 538	992	173
7335	Commercial photography	12	3 689	1 248	337	60
7336	Commercial art and graphic design	13	8 280	3 290	655	113
7338	Secretarial and court reporting services	18	(D)	(D)	(D)	BB
734	Services to dwellings and other buildings	298	(D)	(D)	(D)	HH
7342	Disinfecting and pest control services	86	(D)	(D)	(D)	EE
7349	Building cleaning and maintenance services, n.e.c.	212	34 687	17 099	4 064	2 622
735	Miscellaneous equipment rental and leasing	130	(D)	(D)	(D)	FF
7352	Medical equipment rental and leasing	28	12 865	2 795	641	153
7353	Heavy construction equipment rental and leasing	12	(D)	(D)	(D)	BB
7359	Equipment rental and leasing, n.e.c.	90	31 156	6 843	1 477	407
736	Personnel supply services	78	(D)	(D)	(D)	II
7361	Employment agencies	16	(D)	(D)	(D)	EE
7363	Help supply services	62	(D)	(D)	(D)	II
7363 pt.	Temporary help supply	51	56 377	38 831	7 909	4 678
7363 pt.	Help supply, except temporary	11	(D)	(D)	(D)	GG
737	Computer programming, data processing, and other computer related services	87	(D)	(D)	(D)	FF
7371, 2, 3	Computer programming, prepackaged software, and integrated systems	45	(D)	(D)	(D)	EE
7371	Computer programming services	29	8 515	2 876	640	156
7372	Prepackaged software	9	(D)	(D)	(D)	BB
7373	Computer integrated systems	7	5 634	1 765	343	64
7374, 5, 6	Data processing services	21	(D)	(D)	(D)	EE
7374, 5	Computer processing, information retrieval	20	(D)	(D)	(D)	EE
7376	Computer facilities management services	1	(D)	(D)	(D)	AA
7377, 8, 9	Computer rental and leasing, maintenance, and related services, n.e.c.	21	(D)	(D)	(D)	BB
7377	Computer rental and leasing	1	(D)	(D)	(D)	AA
7378	Computer maintenance and repair	7	(D)	(D)	(D)	AA
7379	Computer related services, n.e.c.	13	(D)	(D)	(D)	BB

Table 8a. Summary Statistics for Firms Subject to Federal Income Tax for the Area Outside Metropolitan Areas: 1992 — Con.

[Includes only establishments with payroll. For meaning of abbreviations and symbols, see introductory text. For explanation of terms and comparability of 1987 and 1992 censuses, see appendix A. For definitions of CMSA's, MSA's, and PMSA's, see appendix D]

SIC code	Kind of business or operation	Establishments (number)	Receipts (\$1,000)	Annual payroll (\$1,000)	First-quarter payroll (\$1,000)	Paid employees for pay period including March 12 (number)
73	Business services—Con.					
738	Miscellaneous business services -----	216	(D)	(D)	(D)	GG
7381, 2	Detective agencies and protective services -----	22	(D)	(D)	(D)	FF
7381	Detective, guard, and armored car services -----	16	(D)	(D)	(D)	FF
7382	Security systems services -----	6	(D)	(D)	(D)	BB
7383	News syndicates -----	1	(D)	(D)	(D)	AA
7384	Photofinishing laboratories* -----	20	(D)	(D)	(D)	CC
7389	Business services, n.e.c. -----	173	126 111	22 836	5 427	1 397
7389 pt.	Sign painting shops -----	14	1 647	397	93	33
7389 pt.	Interior designing -----	21	2 911	419	82	70
7389 pt.	Telephone answering services -----	11	755	306	67	43
7389 pt.	Other business services -----	127	120 798	21 714	5 185	1 251
75	Automotive repair, services, and parking -----	1 217	266 851	59 481	14 166	4 191
751	Automotive rental and leasing, without drivers -----	30	(D)	(D)	(D)	CC
7513	Truck rental and leasing, without drivers -----	18	15 546	4 103	725	168
7514, 5	Passenger car rental and leasing -----	11	(D)	(D)	(D)	BB
7514	Passenger car rental -----	10	(D)	(D)	(D)	BB
7515	Passenger car leasing -----	1	(D)	(D)	(D)	AA
7519	Utility trailer and recreational vehicle rental -----	1	(D)	(D)	(D)	AA
752	Automobile parking -----	1	(D)	(D)	(D)	AA
753	Automotive repair shops -----	994	218 238	48 226	11 682	3 075
7532	Top, body, and upholstery repair shops and paint shops -----	351	83 569	18 958	4 651	1 178
7532 pt.	Top and body repair shops -----	335	81 272	18 290	4 502	1 140
7532 pt.	Paint shops -----	16	2 297	668	149	38
7538	General automotive repair shops -----	488	96 982	20 833	4 934	1 379
7538 pt.	General automotive repair shops, except diesel -----	432	80 086	16 212	3 860	1 125
7538 pt.	Diesel repair shops -----	56	16 896	4 621	1 074	254
7533, 4, 6, 7, 9	Other automotive repair shops -----	155	37 687	8 435	2 097	518
7533	Automotive exhaust system repair shops -----	32	8 775	2 101	507	120
7534	Tire retreading and repair shops -----	11	3 674	603	152	46
7536	Automotive glass replacement shops -----	33	9 621	2 115	564	116
7537	Automotive transmission repair shops -----	21	3 489	796	217	69
7539	Automotive repair shops, n.e.c. -----	58	12 128	2 820	657	167
7539 pt.	Radiator repair -----	19	4 155	797	178	57
7539 pt.	Brake, front end, and wheel alignment -----	15	3 172	880	188	46
7539 pt.	Automotive electrical and fuel system services -----	14	2 963	798	185	41
7539 pt.	Other automotive repair shops, n.e.c. -----	10	1 838	345	106	23
754	Automotive services, except repair -----	192	(D)	(D)	(D)	FF
7542	Carwashes -----	140	19 173	4 062	1 025	674
7549	Automotive services, except repair and carwashes -----	52	(D)	(D)	(D)	CC
76	Miscellaneous repair services -----	444	126 191	31 411	7 406	1 945
762	Electrical repair shops -----	118	34 433	9 560	2 233	636
7622	Radio and television repair shops -----	28	6 443	1 208	289	98
7623, 9	Other electrical and electronic repair shops -----	90	27 990	8 352	1 944	538
7623	Refrigeration and air-conditioning service and repair shops -----	23	6 222	1 580	337	92
7629	Electrical and electronic repair shops, n.e.c. -----	67	21 768	6 772	1 607	446
763	Watch, clock, and jewelry repair -----	7	769	69	19	12
764	Reupholstery and furniture repair -----	36	2 360	530	114	53
769	Miscellaneous repair and related services -----	283	88 629	21 252	5 040	1 244
7692	Welding repair -----	76	16 792	4 147	899	259
7694	Armature rewinding shops -----	14	8 405	2 375	510	98
7699	Repair shops and related services, n.e.c. -----	193	63 432	14 730	3 631	887
78, 79, 84	Amusement and recreation services, including motion pictures and museums -----	772	156 731	37 574	6 923	4 576
781, 2	Motion picture production, distribution, and services -----	4	(D)	(D)	(D)	AA
783	Motion picture theaters -----	66	(D)	(D)	(D)	FF
7832	Motion picture theaters, except drive-in -----	62	13 548	2 489	587	541
7833	Drive-in motion picture theaters -----	4	(D)	(D)	(D)	AA
784	Video tape rental -----	226	(D)	(D)	(D)	GG
792	Theatrical producers (except motion picture), bands, orchestras, and entertainers -----	10	(D)	(D)	(D)	BB
7922	Theatrical producers (except motion picture) and miscellaneous theatrical services -----	3	(D)	(D)	(D)	AA
7929	Bands, orchestras, actors, and other entertainers and entertainment groups -----	7	(D)	(D)	(D)	BB
793	Bowling centers -----	104	(D)	(D)	(D)	FF
79 ex. 792, 3, 84	Commercial sports and other amusement and recreation services, including museums -----	362	87 292	22 763	3 075	2 072
794	Commercial sports -----	12	(D)	(D)	(D)	CC
7941	Professional sports clubs, managers, promoters -----	-	-	-	-	-
7948	Racing, including track operation -----	12	(D)	(D)	(D)	CC
79 ex. 792, 3, 4, 84	Other amusement and recreation services, including museums -----	350	(D)	(D)	(D)	GG
791	Dance studios, schools, and halls -----	23	(D)	(D)	(D)	CC
7991	Physical fitness facilities -----	65	5 661	1 725	432	444
7992	Public golf courses -----	36	9 329	2 324	258	135
7993	Coin-operated amusement devices -----	31	9 722	1 629	330	109
7996	Amusement parks -----	2	(D)	(D)	(D)	BB
7997	Membership sports and recreation clubs -----	73	16 857	5 215	892	450
7999, 84	Amusement and recreation services, including museums, n.e.c. -----	120	38 976	10 248	870	677
7999 pt.	Concession operators of amusement devices and rides -----	2	(D)	(D)	(D)	AA
7999 pt.	Carnivals, circuses, and fairs -----	12	(D)	(D)	(D)	BB
7999 pt., 84	Other recreation and amusements, including museums -----	106	35 452	9 634	808	599

Table 8a. Summary Statistics for Firms Subject to Federal Income Tax for the Area Outside Metropolitan Areas: 1992 — Con.

[Includes only establishments with payroll. For meaning of abbreviations and symbols, see introductory text. For explanation of terms and comparability of 1987 and 1992 censuses, see appendix A. For definitions of CMSA's, MSA's, and PMSA's, see appendix D]

SIC code	Kind of business or operation	Establishments (number)	Receipts (\$1,000)	Annual payroll (\$1,000)	First-quarter payroll (\$1,000)	Paid employees for pay period including March 12 (number)
80	Health services -----	2 444	1 220 806	528 721	112 974	27 496
801	Offices and clinics of doctors of medicine -----	969	(D)	(D)	(D)	II
8011 pt.	Offices of doctors of medicine -----	946	530 871	263 160	51 519	6 898
8011 pt.	General medical clinics -----	23	(D)	(D)	(D)	EE
802	Offices and clinics of dentists -----	588	141 505	48 704	10 804	2 659
803	Offices and clinics of doctors of osteopathy -----	31	(D)	(D)	(D)	CC
804	Offices and clinics of other health practitioners -----	495	(D)	(D)	(D)	GG
8041	Offices and clinics of chiropractors -----	220	37 669	9 892	2 330	664
8042	Offices and clinics of optometrists -----	161	40 953	10 662	2 383	658
8043	Offices and clinics of podiatrists -----	46	(D)	(D)	(D)	CC
8049	Offices and clinics of health practitioners, n.e.c. -----	68	17 540	7 019	1 592	366
805	Nursing and personal care facilities -----	236	(D)	(D)	(D)	JJ
8051	Skilled nursing care facilities -----	115	223 091	101 567	23 637	9 217
8052	Intermediate care facilities -----	117	113 064	48 054	11 674	4 959
8059	Nursing and personal care facilities, n.e.c. -----	4	(D)	(D)	(D)	BB
806	Hospitals -----	2	(D)	(D)	(D)	EE
8062	General medical and surgical hospitals -----	2	(D)	(D)	(D)	EE
8063, 9	Specialty hospitals -----	-	-	-	-	-
807, 8, 9	Other health services -----	123	48 139	17 905	3 795	976
807	Medical and dental laboratories -----	61	23 378	7 725	1 798	363
8071	Medical laboratories -----	28	14 700	3 875	957	189
8072	Dental laboratories -----	33	8 678	3 850	841	174
808	Home health care services -----	29	11 597	5 848	1 018	436
809	Miscellaneous health and allied services, n.e.c. -----	33	13 164	4 332	979	177
8092	Kidney dialysis centers -----	1	(D)	(D)	(D)	BB
8093	Specialty outpatient facilities, n.e.c. -----	22	7 673	2 685	572	98
8099	Health and allied services, n.e.c. -----	10	(D)	(D)	(D)	BB
81	Legal services -----	785	200 044	65 546	14 129	2 881
823, 4, 9	Selected educational services -----	42	(D)	(D)	(D)	CC
823	Libraries -----	13	(D)	(D)	(D)	BB
824	Vocational schools -----	8	898	329	63	30
829	Schools and educational services, n.e.c. -----	21	(D)	(D)	(D)	CC
83	Social services -----	245	(D)	(D)	(D)	GG
835	Child day care services -----	147	(D)	(D)	(D)	FF
832, 3, 6, 9	Other social services -----	98	25 485	10 809	2 344	1 009
87 ex. 8733	Engineering, accounting, research, management, and related services (except noncommercial research organizations) -----	791	233 423	94 280	22 015	4 169
871	Engineering, architectural, and surveying services -----	174	82 167	35 112	8 115	1 201
8711	Engineering services -----	99	61 407	27 425	6 449	860
8712	Architectural services -----	32	9 991	3 890	916	154
8713	Surveying services -----	43	10 769	3 797	750	187
872	Accounting, auditing, and bookkeeping services -----	438	89 349	33 526	8 663	1 895
873 ex. 8733	Research, development, and testing services (except noncommercial research organizations) -----	26	(D)	(D)	(D)	EE
8731	Commercial physical and biological research -----	3	(D)	(D)	(D)	AA
8732	Commercial economic, sociological, and educational research -----	6	(D)	(D)	(D)	BB
8734	Testing laboratories -----	17	9 382	3 780	793	183
874	Management and public relations services -----	153	(D)	(D)	(D)	FF
8741	Management services -----	44	23 408	10 005	2 105	469
8742	Management consulting services -----	69	16 121	7 117	1 318	178
8743	Public relations services -----	5	276	58	12	9
8744	Facilities support management services -----	2	(D)	(D)	(D)	BB
8748	Business consulting services, n.e.c. -----	33	5 109	1 723	312	104
89	Services, n.e.c. -----	28	(D)	(D)	(D)	CC

Table 8b. Summary Statistics for Firms Exempt From Federal Income Tax for the Area Outside Metropolitan Areas: 1992

[Includes only establishments with payroll. For meaning of abbreviations and symbols, see introductory text. For explanation of terms and comparability of 1987 and 1992 censuses, see appendix A. For definitions of CMSA's, MSA's, and PMSA's, see appendix D]

SIC code	Kind of business or operation	Establishments (number)	Revenue (\$1,000)	Annual payroll (\$1,000)	First-quarter payroll (\$1,000)	Paid employees for pay period including March 12 (number)
	Total	1 923	2 100 959	920 770	221 044	58 940
7032, 704	Camps and membership lodging	38	(D)	(D)	(D)	BB
7032	Sporting and recreational camps	16	2 451	713	115	53
704	Organization hotels and lodging houses, on membership basis	22	(D)	(D)	(D)	BB
792, 7991 pt., 7997, 7999 pt., 84	Selected amusement, recreation, and related services	130	33 173	11 177	1 896	1 093
792	Theatrical producers (except motion picture), bands, orchestras, and entertainers	11	1 222	453	76	148
7922	Theatrical producers (except motion picture) and miscellaneous theatrical services	5	801	255	37	30
7922 pt.	Producers of live theatrical productions	4	(D)	(D)	(D)	BB
7922 pt.	Producers of radio and television shows, except tape	—	—	—	—	—
7922 pt.	Artists' and entertainers' managers or agents, concert bureaus, booking agents	—	—	—	—	—
7922 pt.	Other theatrical services	1	(D)	(D)	(D)	AA
7929	Bands, orchestras, actors, and other entertainers and entertainment groups	6	421	198	39	118
7929 pt.	Dance groups and artists	—	—	—	—	—
7929 pt.	Symphony orchestras, opera companies, and chamber music organizations	5	(D)	(D)	(D)	CC
7929 pt.	Other music groups and artists	1	(D)	(D)	(D)	AA
7929 pt.	Other entertainers and entertainment groups	—	—	—	—	—
7991 pt., 7997	Gymnasiums, athletic clubs, and membership sports and recreation clubs	94	28 437	10 250	1 731	856
7991 pt.	Gymnasiums and athletic clubs	1	(D)	(D)	(D)	BB
7997	Membership sports and recreation clubs	93	(D)	(D)	(D)	FF
7999 pt.	Fairs	15	2 800	145	8	57
84	Museums, art galleries, and botanical and zoological gardens	10	714	329	81	32
841	Museums and art galleries	10	714	329	81	32
842	Arboreta and botanical or zoological gardens	—	—	—	—	—
8011 pt.; 8021 pt.; 805, 6, 8, 9	Selected health services	301	1 599 506	735 703	179 317	40 132
8011 pt., 8021 pt.	Clinics of doctors of medicine and dentists	12	(D)	(D)	(D)	CC
8011 pt.	General medical clinics	12	(D)	(D)	(D)	CC
8021 pt.	Dental clinics	—	—	—	—	—
805	Nursing and personal care facilities	111	195 575	100 128	24 303	8 363
8051	Skilled nursing care facilities	49	104 489	54 496	13 432	4 965
8052	Intermediate care facilities	61	(D)	(D)	(D)	HH
8059	Nursing and personal care facilities, n.e.c.	1	(D)	(D)	(D)	CC
806	Hospitals	80	(D)	(D)	(D)	KK
8062	General medical and surgical hospitals	77	1 270 150	544 574	133 469	27 237
8062 pt.	General medical and surgical hospitals, nongovernment	46	878 229	359 673	87 901	18 310
8062 pt.	General medical and surgical hospitals, government	31	391 921	184 901	45 568	8 927
8063, 9	Specialty hospitals	3	(D)	(D)	(D)	GG
8063	Psychiatric hospitals	2	(D)	(D)	(D)	GG
8063 pt.	Psychiatric hospitals, nongovernment	—	—	—	—	—
8063 pt.	Psychiatric hospitals, government	2	(D)	(D)	(D)	GG
8069	Specialty hospitals, except psychiatric	1	(D)	(D)	(D)	FF
8069 pt.	Specialty hospitals, except psychiatric; nongovernment	—	—	—	—	—
8069 pt.	Specialty hospitals, except psychiatric; government	1	(D)	(D)	(D)	FF
808, 9	Other health services	98	60 770	32 283	7 929	2 508
808	Home health care services	29	25 820	13 688	3 307	1 204
809	Miscellaneous health and allied services, n.e.c.	69	34 950	18 595	4 622	1 304
8092	Kidney dialysis centers	—	—	—	—	—
8093	Specialty outpatient facilities, n.e.c.	62	33 866	18 065	4 495	1 277
8099	Health and allied services, n.e.c.	7	1 084	530	127	27
8111 pt.	Legal aid societies and similar legal services	8	(D)	(D)	(D)	BB
823, 4, 9	Selected educational services	22	(D)	(D)	(D)	BB
823	Libraries	6	114	42	10	9
824	Vocational schools	6	397	141	42	24
8243	Data processing schools	—	—	—	—	—
8244	Business and secretarial schools	—	—	—	—	—
8249	Vocational schools, n.e.c.	6	397	141	42	24
829	Schools and educational services, n.e.c.	10	(D)	(D)	(D)	BB
83	Social services	637	324 978	139 120	31 410	13 480
835	Child day care services	113	(D)	(D)	(D)	FF
832, 3, 6, 9	Other social services	524	(D)	(D)	(D)	JJ
832	Individual and family social services	285	135 652	59 363	13 554	5 495
833	Job training and vocational rehabilitation services	65	78 824	33 214	7 416	4 311
836	Residential care	78	55 246	28 115	6 061	1 914
839	Social services, n.e.c.	96	(D)	(D)	(D)	FF
861, 2, 4, 9	Selected membership organizations	762	(D)	(D)	(D)	HH
861	Business associations	91	(D)	(D)	(D)	EE
864	Civic, social, and fraternal associations	512	86 987	19 696	4 731	2 998
862, 9	Other membership organizations	159	23 277	6 398	1 550	546
862	Professional membership organizations	31	3 229	835	204	82
869	Membership organizations, n.e.c.	128	20 048	5 563	1 346	464

Table 8b. **Summary Statistics for Firms Exempt From Federal Income Tax for the Area Outside Metropolitan Areas: 1992** —Con.

[Includes only establishments with payroll. For meaning of abbreviations and symbols, see introductory text. For explanation of terms and comparability of 1987 and 1992 censuses, see appendix A. For definitions of CMSA's, MSA's, and PMSA's, see appendix D]

SIC code	Kind of business or operation	Establishments (number)	Revenue (\$1,000)	Annual payroll (\$1,000)	First-quarter payroll (\$1,000)	Paid employees for pay period including March 12 (number)
873, 4 ex. 8744	Research, testing, and consulting services, except facilities support management services -----	25	4 720	2 628	669	179
873	Research, development, and testing services -----	10	2 443	1 434	351	121
8731	Commercial physical and biological research -----	-	-	-	-	-
8732	Commercial economic, sociological, and educational research ----	2	(D)	(D)	(D)	AA
8733	Noncommercial research organizations -----	8	(D)	(D)	(D)	CC
8734	Testing laboratories -----	-	-	-	-	-
874 ex. 8744	Management and public relations services, except facilities support management services -----	15	2 277	1 194	318	58
8741	Management services -----	3	(D)	(D)	(D)	AA
8742	Management consulting services -----	1	(D)	(D)	(D)	AA
8743	Public relations services -----	2	(D)	(D)	(D)	AA
8748	Business consulting services, n.e.c. -----	9	(D)	(D)	(D)	BB

Table 9. **Places With 2,500 Inhabitants or More Ranked by Volume of Receipts of Firms Subject to Federal Income Tax: 1992**

[Includes only establishments with payroll. For meaning of abbreviations and symbols, see introductory text. For explanation of terms and comparability of 1987 and 1992 censuses, see appendix A. For information on geographic areas followed by ▲, see appendix F]

Geographic area	Receipts		Cumulative receipts		Geographic area	Receipts		Cumulative receipts	
	Rank ¹	Amount (\$1,000)	Amount (\$1,000)	Percent of State total		Rank ¹	Amount (\$1,000)	Amount (\$1,000)	Percent of State total
Illinois -----	(X)	57 926 563	57 926 563	100.0	Illinois—Con.				
Chicago ▲ -----	1	20 325 014	20 325 014	35.1	Highland Park -----	51	184 777	41 358 811	71.4
Des Plaines -----	2	1 218 010	21 543 024	37.2	Westmont -----	52	184 288	41 543 099	71.7
Northbrook -----	3	937 696	22 480 720	38.8	Orland Park -----	53	183 235	41 726 334	72.0
Rockford -----	4	887 017	23 367 737	40.3	Libertyville -----	54	181 231	41 907 565	72.3
Schaumburg ▲ -----	5	881 917	24 249 654	41.9	Lincolnshire -----	55	180 752	42 088 317	72.7
Downers Grove -----	6	880 119	25 129 773	43.4	Gurnee -----	56	178 811	42 267 128	73.0
Oak Brook ▲ -----	7	836 873	25 966 646	44.8	Mount Prospect -----	57	178 802	42 445 930	73.3
Skokie -----	8	801 191	26 767 837	46.2	Bensenville ▲ -----	58	169 965	42 615 895	73.6
Springfield -----	9	799 069	27 566 906	47.6	Addison -----	59	168 216	42 784 111	73.9
Peoria -----	10	779 468	28 346 374	48.9	Cicero -----	60	168 093	42 952 204	74.1
Arlington Heights -----	11	685 816	29 032 190	50.1	Chicago Heights -----	61	165 575	43 117 779	74.4
Naperville ▲ -----	12	570 000	29 602 190	51.1	Bloomington -----	62	163 211	43 280 990	74.7
Joliet -----	13	546 018	30 148 208	52.0	Barrington ▲ -----	63	161 085	43 442 075	75.0
Lombard -----	14	482 780	30 630 988	52.9	Burr Ridge ▲ -----	64	158 135	43 600 210	75.3
Elmhurst -----	15	447 254	31 078 242	53.7	Quincy -----	65	154 496	43 754 706	75.5
Elk Grove Village ▲ -----	16	446 954	31 525 196	54.4	Palos Heights -----	66	148 909	43 903 615	75.8
Evanston -----	17	440 130	31 965 326	55.2	Lake Forest -----	67	144 870	44 048 485	76.0
Deerfield ▲ -----	18	402 011	32 367 337	55.9	Carol Stream -----	68	138 762	44 187 247	76.3
Hoffman Estates ▲ -----	19	393 310	32 760 647	56.6	Homewood -----	69	137 801	44 325 048	76.5
Rolling Meadows -----	20	391 055	33 151 702	57.2	South Holland -----	70	136 612	44 461 660	76.8
Lisle -----	21	377 686	33 529 388	57.9	Harvey -----	71	135 354	44 597 014	77.0
Park Ridge -----	22	362 630	33 892 018	58.5	Danville -----	72	133 104	44 730 118	77.2
Elgin ▲ -----	23	359 578	34 251 596	59.1	Melrose Park -----	73	129 628	44 859 746	77.4
Bourbonnais -----	24	359 378	34 610 974	59.7	Hillside -----	74	128 150	44 987 896	77.7
Aurora ▲ -----	25	348 496	34 959 470	60.4	Berwyn -----	75	127 467	45 115 363	77.9
Rosemont -----	26	348 454	35 307 924	61.0	Mount Vernon -----	76	118 770	45 234 133	78.1
Belleisle -----	27	317 077	35 625 001	61.5	Bridgeview -----	77	117 603	45 351 736	78.3
Champaign -----	28	311 894	35 936 895	62.0	Morton Grove -----	78	116 776	45 468 512	78.5
Lincolnwood -----	29	304 097	36 240 992	62.6	Buffalo Grove ▲ -----	79	114 849	45 583 361	78.7
Decatur -----	30	289 936	36 530 928	63.1	Kankakee -----	80	114 550	45 697 911	78.9
Waukegan -----	31	289 297	36 820 225	63.6	Villa Park -----	81	113 869	45 811 780	79.1
Niles -----	32	277 087	37 097 312	64.0	Wood Dale -----	82	113 308	45 925 088	79.3
Oak Lawn -----	33	275 476	37 372 788	64.5	Zion -----	83	112 710	46 037 798	79.5
Wheaton -----	34	271 724	37 644 512	65.0	Wilmette -----	84	110 784	46 148 582	79.7
Oak Park -----	35	270 241	37 914 753	65.5	McHenry -----	85	110 400	46 258 982	79.9
Bloomington -----	36	267 670	38 182 423	65.9	Normal -----	86	109 788	46 368 770	80.0
Hinsdale ▲ -----	37	253 462	38 435 885	66.4	Lansing -----	87	105 872	46 474 642	80.2
Palatine -----	38	236 703	38 672 588	66.8	Fairview Heights -----	88	103 402	46 578 044	80.4
Moline -----	39	235 392	38 907 980	67.2	Galesburg -----	89	103 016	46 681 060	80.6
Wheeling ▲ -----	40	231 975	39 139 955	67.6	Bedford Park ▲ -----	90	99 596	46 780 656	80.8
Glenview -----	41	223 029	39 362 984	68.0	La Grange -----	91	99 349	46 880 005	80.9
Urbana -----	42	219 995	39 582 979	68.3	Carbondale -----	92	99 168	46 979 173	81.1
St. Charles ▲ -----	43	214 779	39 797 758	68.7	Willowbrook -----	93	98 979	47 078 152	81.3
Glen Ellyn -----	44	213 639	40 011 397	69.1	Palos Hills -----	94	97 904	47 176 056	81.4
Itasca -----	45	211 524	40 222 921	69.4	Granite City -----	95	95 905	47 271 961	81.6
Crystal Lake -----	46	198 690	40 421 611	69.8	Woodstock -----	96	95 496	47 367 457	81.8
Alton -----	47	191 421	40 613 032	70.1	Geneva -----	97	95 282	47 462 739	81.9
Franklin Park -----	48	188 073	40 801 105	70.4	Mundelein -----	98	92 638	47 555 377	82.1
Westchester -----	49	186 846	40 987 951	70.8	Evergreen Park -----	99	92 586	47 647 963	82.3
Rock Island -----	50	186 083	41 174 034	71.1	Vernon Hills -----	100	91 750	47 739 713	82.4

See footnotes at end of table.

Table 10. Counties Ranked by Volume of Receipts of Firms Subject to Federal Income Tax: 1992

[Includes only establishments with payroll. For meaning of abbreviations and symbols, see introductory text. For explanation of terms and comparability of 1987 and 1992 censuses, see appendix A. For information on geographic areas followed by ▲, see appendix F]

Geographic area	Receipts		Cumulative receipts		Geographic area	Receipts		Cumulative receipts	
	Rank ¹	Amount (\$1,000)	Amount (\$1,000)	Percent of State total		Rank ¹	Amount (\$1,000)	Amount (\$1,000)	Percent of State total
Illinois -----	(X)	57 926 563	57 926 563	100.0	Illinois—Con.				
Cook	1	35 051 343	35 051 343	60.5	Boone	51	33 561	57 165 015	98.7
DuPage	2	6 805 639	41 856 982	72.3	Crawford	52	31 661	57 196 676	98.7
Lake	3	2 886 785	44 743 767	77.2	Iroquois	53	30 884	57 227 560	98.8
Kane	4	1 177 951	45 921 718	79.3	Randolph	54	30 675	57 258 235	98.8
Winnebago	5	1 077 615	46 999 333	81.1	Richland	55	30 251	57 288 486	98.9
Will	6	1 025 997	48 025 330	82.9	Perry	56	28 863	57 317 349	98.9
Peoria	7	897 942	48 923 272	84.5	Woodford	57	28 575	57 345 924	99.0
Sangamon	8	884 602	49 807 874	86.0	Bond	58	28 178	57 374 102	99.0
St. Clair	9	700 613	50 508 487	87.2	Douglas	59	26 272	57 400 374	99.1
Madison	10	635 832	51 144 319	88.3	Shelby	60	25 834	57 426 208	99.1
Champaign	11	617 232	51 761 551	89.4	Union	61	23 208	57 449 416	99.2
McHenry	12	554 062	52 315 613	90.3	Jersey	62	22 621	57 472 037	99.2
Kankakee	13	551 885	52 867 498	91.3	Ford	63	21 272	57 493 309	99.3
Rock Island	14	538 510	53 406 008	92.2	Fayette	64	20 743	57 514 052	99.3
McLean	15	411 778	53 817 786	92.9	Washington	65	20 189	57 534 241	99.3
Macon	16	321 348	54 139 134	93.5	Wabash	66	19 869	57 554 110	99.4
La Salle	17	235 423	54 374 557	93.9	Warren	67	19 321	57 573 431	99.4
Tazewell	18	223 683	54 598 240	94.3	Edgar	68	18 801	57 592 232	99.4
Vermilion	19	216 806	54 815 046	94.6	Hancock	69	18 749	57 610 981	99.5
Adams	20	170 010	54 985 056	94.9	Moultrie	70	18 346	57 629 327	99.5
DeKalb	21	153 697	55 138 753	95.2	Lawrence	71	18 215	57 647 542	99.5
Jackson	22	129 447	55 268 200	95.4	Carroll	72	17 540	57 665 082	99.5
Jefferson	23	125 172	55 393 372	95.6	Clay	73	16 401	57 681 483	99.6
Coles	24	121 544	55 514 916	95.8	Pike	74	16 017	57 697 500	99.6
Williamson	25	121 490	55 636 406	96.0	Piatt	75	15 738	57 713 238	99.6
Knox	26	111 785	55 748 191	96.2	Cass	76	15 615	57 728 853	99.7
Effingham	27	96 829	55 845 020	96.4	White	77	14 998	57 743 851	99.7
Whiteside	28	89 238	55 934 258	96.6	Wayne	78	14 901	57 758 752	99.7
Stephenson	29	88 308	56 022 566	96.7	Massac	79	14 337	57 773 089	99.7
Marion	30	81 985	56 104 551	96.9	Marshall	80	12 410	57 785 499	99.8
Lee	31	79 737	56 184 288	97.0	Mercer	81	12 121	57 797 620	99.8
Jo Daviess	32	71 289	56 255 577	97.1	Clark	82	11 762	57 809 382	99.8
Grundy	33	68 154	56 323 731	97.2	Schuyler	83	11 702	57 821 084	99.8
Morgan	34	66 423	56 390 154	97.3	Mason	84	11 692	57 832 776	99.8
Ogle	35	53 659	56 443 813	97.4	Greene	85	8 699	57 841 475	99.9
Livingston	36	51 740	56 495 553	97.5	Alexander	86	8 357	57 849 832	99.9
Clinton	37	51 017	56 546 570	97.6	Menard	87	7 758	57 857 590	99.9
Saline	38	50 474	56 597 044	97.7	Jasper	88	7 388	57 864 978	99.9
Maccoupin	39	50 451	56 647 495	97.8	Johnson	89	6 970	57 871 948	99.9
Franklin	40	49 427	56 696 922	97.9	Brown	90	6 803	57 878 751	99.9
Fulton	41	48 911	56 745 833	98.0	Stark	91	5 751	57 884 502	99.9
Bureau	42	48 213	56 794 046	98.0	Cumberland	92	5 730	57 890 232	99.9
McDonough	43	47 700	56 841 746	98.1	Calhoun	93	5 666	57 895 898	99.9
Montgomery	44	47 320	56 889 066	98.2	Gallatin	94	5 491	57 901 389	100.0
Henry	45	46 677	56 935 743	98.3	Edwards	95	4 609	57 905 998	100.0
Christian	46	45 780	56 981 523	98.4	Hamilton	96	4 124	57 910 122	100.0
Monroe	47	40 774	57 022 297	98.4	Hardin	97	3 374	57 913 496	100.0
Kendall	48	37 959	57 060 256	98.5	Putnam	98	3 278	57 916 774	100.0
Logan	49	36 788	57 097 044	98.6	Pulaski	99	3 247	57 920 021	100.0
De Witt	50	34 410	57 131 454	98.6	Pope	100	3 005	57 923 026	100.0
					Henderson	101	1 902	57 924 928	100.0
					Scott	102	1 635	57 926 563	100.0

¹Counties with suppressed receipts (if applicable) are listed at end of table rather than by rank to avoid disclosing data for individual companies.

Appendix A.

General Explanation

CENSUS COVERAGE AND METHODOLOGY

Structure and method of enumeration. Firms in the 1992 Census of Service Industries were divided into the nonmail universe and mail universe. The coverage and the method of obtaining census information from each follow:

1. The nonmail universe consisted of firms which were not required to file a regular census return and included:

- a. All taxable nonemployers, i.e., all firms subject to Federal income tax with no paid employees during 1992. Receipts information for these firms was obtained from administrative records of other Federal agencies. Although consisting of many firms, nonemployers accounted for less than 10 percent of total receipts of all establishments covered in the census.

The census included only those service nonemployer firms which reported a receipts volume of \$1,000 or more during 1992. Establishments exempt from Federal income tax with no paid employees were excluded as in previous censuses.

Data for nonemployers are not included in this report but are provided in a subsequent Non-employer Statistics report (SC92-N-1).

- b. Selected small employers, i.e., single-establishment firms with payroll below a specified cutoff. (The term "employers" refers to firms with one or more paid employees at any time during 1992 as shown in the active administrative records of other Federal agencies.) Although the payroll cutoff varied by kind of business, small employers generally included firms with less than 10 employees and represented about 10 percent of total receipts of establishments covered in the census.

Data on receipts, payroll, and employment for employer firms below the payroll cutoff were derived or estimated from administrative records of other Federal agencies, except for a sample of small employer firms in classifications for which specialized data requirements precluded reliance solely on administrative records sources. This sample was included in the mail universe.

2. The mail universe consisted of firms for which information was obtained by means of a mail canvass and included:

- a. Large employers, i.e., all multiestablishment firms, and all employer firms above the payroll size cutoff referred to in section 1b. Within this category, a report of company organization was conducted periodically to identify establishment locations of firms which operated at more than one location and to obtain information on payroll and mid-March employment at each location. The 1991 Report of Company Organization was used as a coverage check in the census. In the 1992 census, all multi-establishment firms were asked to notify the Census Bureau of any establishments for which a form was not received. Report forms were subsequently provided to the firms for these establishments.
- b. A sample of small employer firms in classifications for which specialized data precluded reliance solely on administrative records sources. These firms were sent the census mailing packages containing the appropriate 1992 questionnaire.

Method of classifying kinds of business. The service industries classifications for all establishments were based on the *Standard Industrial Classification Manual: 1987*¹ (SIC). However, the method of assigning these classifications, and the level of detail at which establishments were classified, differed between the nonmail and mail universes as follows:

1. The nonmail universe

- a. Nonemployers were classified on the basis of information obtained from administrative records of other Federal agencies.
- b. Selected small employers were classified on the basis of the most current census kind-of-business classification available from one of the Census Bureau's current sample surveys or the 1987 census. Otherwise, the classification was obtained from administrative records of other Federal agencies.

If the census or administrative record classifications proved inadequate (none corresponded to a 1992 census classification in the detail required for

¹*Standard Industrial Classification Manual: 1987*. For sale by Superintendent of Documents, U.S. Government Printing Office, Washington, DC 20402. Stock No. 041-001-00314-2.

employers), the firm was sent a brief inquiry requesting information necessary to assign a 1992 census kind-of-business code.

2. Establishments in the mail universe were classified on the basis of their self-designation, answers to questions on receipts by type of service provided, and other special inquiries.

Method of assigning tax status. For kind-of-business classifications² where there were substantial numbers of taxable and tax-exempt establishments, establishments were classified based on the Federal income tax filing requirement for the establishment or organization. This classification was based primarily on the response to an inquiry on the census questionnaire. Establishments that indicated that all or part of their income was exempt from Federal income tax under provisions of section 501 of the IRS code were classified as tax-exempt; establishments indicating no such exemption were classified as taxable. All government-operated hospitals were classified as tax-exempt. For establishments in the nonmail universe, the tax status classification was based upon the type of tax return filed by the firm or organization.

For selected kind-of-business classifications³ comprised primarily of tax-exempt establishments, all establishments in those classifications were defined as tax-exempt. All establishments in the remaining kind-of-business classifications (comprised primarily of taxable establishments) were defined as taxable.

COMPARABILITY OF THE 1987 AND 1992 CENSUSES

The 1987 and 1992 censuses were conducted under similar conditions and procedures except for the following:

Geographic areas. The boundaries of a number of areas for which data are shown in the 1992 census are not the same as in the 1987 census because of annexations; other boundary changes; and redefinitions of metropolitan statistical areas (MSA's), primary metropolitan statistical areas (PMSA's), and consolidated metropolitan statistical areas (CMSA's).⁴ In addition, data for consolidated cities are included in the 1992 census.

Data for special economic urban areas (SEUA's) with 10,000 inhabitants or more in Michigan, Minnesota, New York, and Wisconsin qualified for publication in the 1992 census. This included townships in Michigan and Minnesota and towns in New York and Wisconsin. However, Minnesota did not have any townships that met the population criteria.

²SIC's 7032, 792, 7991 pt., 7997, 7999 pt., 8011 pt., 8021 pt., 805, 806, 808, 809, 82, 83, 84 pt., 873 ex. 8733, 874 ex. 8744.

³SIC's 7041, 8111 pt., 84 pt., 86, 8733.

⁴Newly defined metropolitan areas (MA's) were announced by the Office of Management and Budget (OMB) effective June 30, 1993.

Nonemployer firms. In 1987, data for nonemployer firms were published for the United States, States, metropolitan areas, counties, and places in four regional reports in the Nonemployer Statistics Series (SC87-N-1 to -4).

For 1992, data for nonemployers by kind of business are presented in one *Nonemployer Statistics* report (SC92-N-1) for the United States, States, and metropolitan areas. Nonemployer data for counties and places are available on compact disc-read only memory (CD-ROM).

Employment. In 1987, employment data withheld to avoid disclosing data for individual companies were represented with the symbol "(D)." In 1992, withheld employment data are represented with symbols that denote employment size ranges. These symbols are defined in the introductory text.

Sources of receipts/revenue. In 1987, data on sources of receipts/revenue for selected industries were published with other industry-specific data in the *Miscellaneous Subjects* report (SC87-S-4) of the Subject Series. In 1992, sources of receipts/revenue data are presented separately in the *Sources of Receipts or Revenue* report (SC92-S-4) of the Subject Series.

Legal form of organization. In 1987, data on the number of individual proprietorships/partnerships were published in the Geographic Area Series. In 1992, individual proprietorship/partnership data are published in the *Establishment and Firm Size* report (SC87-S-1) and in the *Nonemployer Statistics* report (SC87-N-1).

EXPLANATION OF TERMS

Establishments. An establishment is a single physical location at which business is conducted. It is not necessarily identical with a company or enterprise, which may consist of one establishment or more. Statistics for service industries represent a summary of reports for individual establishments rather than companies. For cases where a census report was received, separate information was obtained for each location where business was conducted. When administrative records of other Federal agencies were used instead of a census report, no information was available on the number of locations operated. Estimates of this number were derived from a sample and are provided in the service industries report, *Miscellaneous Subjects* (SC92-S-5). Each census report was tabulated according to the physical location at which the business was conducted. The count of establishments represents those in business at any time during 1992. Appendix G provides a comparison of the number of establishments active any time during the year versus the number in business at the end of the year.

When two activities or more were carried on at a single location under a single ownership, all activities generally were grouped together as a single establishment. The

entire establishment was classified on the basis of its major activity and all data for it were included in that classification. However, when distinct and separate economic activities (for which different industry classification codes were appropriate) were conducted at a single location under a single ownership, and when conditions prescribed by the SIC manual for recognizing the existence of more than one establishment were met, separate establishment reports for each of the different activities were obtained in the census.

Leased service departments (separately owned businesses operated as departments or concessions of other service establishments or of retail businesses, such as a separately owned shoeshine parlor in a barber shop, or a beauty shop in a department store) are treated as separate service establishments for census purposes. Leased retail departments located in service establishments (e.g., a gift shop located in a hotel) are considered separate retail establishments.

Firms. A firm is a business organization or entity consisting of one domestic establishment (location) or more under common ownership or control. All establishments of subsidiary firms are included as part of the controlling firm. For the economic census, the terms "firm" and "company" are synonymous.

Receipts (Basic dollar volume measure for service establishments of firms subject to Federal income tax). Includes receipts from customers or clients for services rendered, from the use of facilities, and from merchandise sold during 1992 whether or not payment was received in 1992, except for health practitioners and legal, architectural, engineering, and surveying services, which reported on a cash basis (payments received in 1992 regardless of when services were rendered). Excise taxes on gasoline, liquor, tobacco, etc., which are paid by the manufacturer or wholesaler and passed on in the cost of goods purchased by the service establishment, are also included. Receipts from leasing of vehicles, equipment, etc., marketed under operating leases are included in receipts figures as well as the fair sales value of merchandise marketed in 1992 under capital, finance, or "full payout" leases. Receipts also include the total value of service contracts, amounts received for work subcontracted to others, and dues and assessments from members and affiliates.

Receipts are net after deductions for refunds and allowances for merchandise returned by customers. Receipts do not include sales, occupancy, admissions, or other taxes collected from customers and remitted directly by the firm to a local, State, or Federal tax agency, nor do they include income from such sources as contributions, gifts, and grants; dividends, interest, and investments; or sale or rental of real estate. Also excluded are rents from and receipts (gross as well as the establishment's share) of departments and concessions which are operated by others; sales of used equipment rented or leased to

customers; commissions from vending machine operators; and other nonoperating income such as royalties, franchise fees, etc.

Receipts in this report do not include service receipts of manufacturers, wholesalers, retail establishments, or other businesses whose primary activity is other than service. They do, however, include receipts other than from services rendered (e.g., sale of merchandise to individuals or other businesses) by establishments primarily engaged in performing services and classified in the service industries.

Revenue (Basic dollar volume measure for firms exempt from Federal income tax). Includes revenue from customers or clients for services rendered and merchandise sold during 1992, whether or not payment was received in 1992. Also included are income from interest, dividends, gross contributions, gifts, grants (whether or not restricted for use in operations), rents, royalties, dues and assessments from members and affiliates, and receipts from fundraising activities. Receipts from taxable business activities of firms exempt from Federal income tax (Unrelated Business Income) are also included in revenue.

Revenue does not include sales, admissions, or other taxes collected by the organization from customers or clients and paid directly to a local, State, or Federal tax agency; income from the sale of real estate, investments, or other assets (except inventory held for resale); gross receipts of departments, concessions, etc., that are operated by others; and amounts transferred to operating funds from capital or reserve funds.

Expenses. Expenses include payroll, employee benefits, interest, rent, payroll taxes, cost of supplies used for operation, depreciation expenses, fundraising expenses, contracted or purchased services, and other expenses charged to operations during 1992.

Expenses in this report exclude outlays for the purchase of real estate; construction and all other capital improvements; funds invested; assessments or dues paid to the parent or other chapters of the same organization; and, for fundraising organizations, funds transferred to charities and other organizations.

Annual payroll. Payroll includes all forms of compensation, such as salaries, wages, commissions, bonuses, vacation allowances, sick-leave pay, employee contributions to qualified pension plans, and the value of payments in kind (e.g., free meals and lodgings) paid during the year to all employees. Tips and gratuities received by employees from patrons and reported to employers are included. For corporations, payroll includes amounts paid to officers and executives; for unincorporated businesses, it does not include profit or other compensation of proprietors or partners. Payroll is reported before deductions for social security, income tax, insurance, union dues, etc. This definition of payroll is the same as that used by the Internal Revenue Service (IRS) on form 941.

First-quarter payroll. This item consists of payroll, as defined above, paid to persons employed at any time during the quarter January to March 1992.

Paid employees for pay period including March 12. Paid employees consist of the full- and part-time employees, including salaried officers and executives of corporations, who were on the payroll during the pay period including March 12. Included are employees on paid sick leave, paid holidays, and paid vacations; not included are proprietors and partners of unincorporated businesses. The definition of paid employees is the same as that used on IRS form 941.

Auxiliary establishments. Each company included in this census was asked to identify and separately report auxiliary locations whose primary functions were to manage, administer, service, or support the activities of the other establishments of the company. Data presented in this report do not include auxiliary establishments. Data for auxiliaries are presented in a subsequent report issued as part of the *1992 Enterprise Statistics* reports.

KIND-OF-BUSINESS CLASSIFICATIONS

Services, as defined in Division I of the 1987 Standard Industrial Classification (SIC) manual, includes establishments primarily engaged in rendering a wide variety of services to individuals, business and government establishments, and other organizations.

Establishments covered by the census were assigned kind-of-business classifications according to the industry classifications defined in the 1987 SIC manual. When a more detailed classification than defined in the SIC manual was needed, additional kinds of business were identified within an SIC industry.

The basis for a kind-of-business classification is described above in Method of Classifying Kinds of Business. Descriptions of those kinds of business for which data are provided in this report follow.

Hotels, Rooming Houses, Camps, and Other Lodging Places (SIC Major Group 70)

This group includes establishments engaged in providing lodging, or lodging and meals, and camping facilities. Hotels which provide accommodations for permanent residents (e.g., apartment hotels) and residential mobile home parks are classified in Real Estate, Major Group 65.

Hotels and motels (SIC 7011). Commercial establishments, known to the public as hotels, motor hotels, motels, or tourist courts, primarily engaged in providing lodging, or lodging and meals.

For large geographic areas, data are presented for the following subdivisions of this classification:

1. Hotels, 25 guestrooms or more.
2. Hotels, less than 25 guestrooms.
3. Motels, tourist courts.
4. Motor hotels.

The classification of individual establishments into hotels, motor hotels, and motels and tourist courts was based primarily on the respondents' self-designation.

Rooming and boarding houses (SIC 702). Establishments renting rooms, with or without board, on a fee basis. Homes for the elderly, for children, and for the handicapped that provide additional services, other than nursing care, are classified in Industry 8361, and homes that provide nursing and/or health-related care are classified in Industry Group 805. Rooming and boarding houses operated by membership organizations for their members only are classified in Industry 7041.

Sporting and recreational camps (SIC 7032). Sporting and recreational camps providing lodging and meals, or lodging only. Included are children's camps, fishing camps, hunting camps, and dude ranches. Day camps and sports instructional camps, such as baseball, basketball, or football camps, are classified in Industry 7999.

Recreational vehicle parks and campsites (SIC 7033). Establishments providing overnight or short-term sites for recreational vehicles, trailers, campers, or tents. Residential trailer and mobile home parks are classified in Real Estate, Major Group 65.

Organization hotels and lodging houses, on membership basis (SIC 704). Lodging houses and hotels operated by membership organizations for the benefit of their members and guests, and not open to the general public. Hotels operated by such organizations but open to the public are classified in Industry 7011. Residential homes for the elderly and others in need of residential, social, and personal care are classified in Industry 8361.

Personal Services (SIC Major Group 72)

This group includes establishments primarily engaged in providing services generally to individuals, such as barber and beauty shops, drycleaning plants, laundries, and photographic studios. For establishments classified in Industry Group 721, collecting and distributing units (branch outlets, pickup stations, terminals, or depots) owned and operated by a firm which does its own laundry work are not classified as separate establishments. Data for these units are merged with data for the plant where the work is done.

Power laundries, family and commercial (SIC 7211).

Establishments primarily engaged in operating mechanical laundries with steam or other power. Excluded are establishments which have power laundry equipment but which are primarily engaged in a specialty, such as industrial laundering, linen rental, or diaper service. These establishments are classified in other categories within Industry Group 721. Independently owned agencies for laundry plants are classified in Industry 7212. Laundries using small power equipment of household type are classified in Industry 7219.

Garment pressing, and agents for laundries and dry-cleaners (SIC 7212).

Establishments primarily engaged in providing laundry and drycleaning services but which have the laundry and/or drycleaning work done by others. Establishments in this industry may do their own pressing or finishing work. Independently owned collecting and distributing agencies serving drycleaning plants or power laundries are included in this classification.

Linen supply (SIC 7213).

Establishments primarily engaged in supplying, on a rental basis, such laundered items as uniforms, aprons, table covers, bed linens, and towels. Establishments included in this classification may or may not operate their own laundry facilities.

Coin-operated laundries and drycleaning (SIC 7215).

Establishments primarily engaged in the operation of coin-operated or similar self-service laundry and/or drycleaning equipment. Included are establishments known as laundromats, launderettes, self-service drycleaners, etc. Establishments which operate such machinery in apartment houses, dormitories, and similar locations are included. Establishments which rent such machinery (e.g., to apartment houses) are classified in Industry 7359.

For large geographic areas, data are presented for the following subdivisions of this classification:

1. Coin-operated laundries and drycleaning stores.
2. Coin-operated laundry routes.

Drycleaning plants, except rug cleaning (SIC 7216).

Establishments primarily engaged in drycleaning or dyeing apparel and household fabrics other than rugs. Establishments primarily engaged in cleaning rugs are classified in Industry 7217. Independently owned agencies for cleaning plants are classified in Industry 7212. Establishments known as "tailor shops" or "cleaners" are included in this classification only if they do their own cleaning. Establishments primarily engaged in dyeing fabrics for the trade are classified in Manufacturing, Major Group 22.

Carpet and upholstery cleaning (SIC 7217).

Establishments primarily engaged in cleaning carpets and upholstered furniture. Establishments primarily engaged in rug repair are classified in Industry 7699, those primarily

engaged in reupholstering and repairing furniture are classified in Industry 7641, and those primarily engaged in building cleaning are classified in Industry 7349.

Industrial launderers (SIC 7218).

Establishments primarily engaged in supplying laundered or drycleaned work uniforms, wiping towels, protective apparel (gloves, flame resistant clothing, etc.), dust control items (treated mats or rugs, mops, cloths, etc.), and similar items to industrial, commercial, and government users. These items may belong to the industrial launderers and be supplied to users on a rental basis, or they may belong to the customers. Establishments included in this industry may or may not operate their own laundry or drycleaning facilities.

Laundry and garment services, n.e.c. (SIC 7219).

Establishments primarily engaged in furnishing other laundry services, including repair, alteration, and storage of clothes for individuals; diaper service; and hand laundries. Custom tailors, dressmakers, and fur shops making fur apparel to custom order are classified in Retail Trade.

Photographic studios, portrait (SIC 722).

Establishments primarily engaged in still or video portrait photography for the general public. Included in this classification are school, home, and transient portrait photographers. Establishments primarily engaged in commercial photography are classified in Industry 7335; those primarily engaged in video tape production other than portrait are classified in Industry 7812; and those primarily engaged in film developing and/or print processing for the trade or for the general public are classified in Industry 7384.

Beauty shops (SIC 723).

Establishments primarily engaged in providing beauty services or both beauty and barber services. Beauty and cosmetology schools are also included. Beauty shop concessions (owned and operated by concessionaires) in hotels, department stores, etc., are classified in this industry and treated as separate establishments. However, beauty shops owned by and operated as part of other businesses (e.g., hotels, department stores) are considered part of the main establishment.

Barber shops (SIC 724).

Establishments primarily engaged in providing barber and men's hair styling services. Barber colleges are also included. Barber shop concessions (owned and operated by concessionaires) in hotels, department stores, etc., are classified in this industry and treated as separate establishments. However, barber shops owned by and operated as part of other businesses (e.g., hotels, department stores) are considered part of the main establishment.

Shoe repair shops and shoeshine parlors (SIC 725).

Establishments primarily engaged in repairing footwear or shining shoes. Also included are establishments engaged in cleaning and blocking hats. Shoe repair and shoeshine departments (owned and operated by concessionaires) in

hotels, department stores, etc., are classified in this industry and treated as separate establishments. However, shoe repair shops and shoeshine parlors owned and operated as part of other businesses (e.g., hotels, department stores) are considered part of the main establishment.

Funeral service and crematories (SIC 726). Establishments primarily engaged in preparing the dead for burial, conducting funerals, and cremating the dead. Receipts include sales of funeral merchandise, such as caskets and burial clothing, and other services provided directly by the establishments. Also included in the receipts are reimbursements for cash advances made to other establishments for funeral-related merchandise sales and services, such as flowers. Cemeteries, and crematories operated in conjunction with cemeteries, are classified in Real Estate, Industry 6553; crematories and burial services for pets are classified in Agriculture, Industry 0752.

Tax return preparation services (SIC 7291). Establishments primarily engaged in providing tax return preparation services without also providing accounting, auditing, or bookkeeping services. Establishments providing tax return preparation services which also provide accounting, auditing, or bookkeeping services are classified in Industry 8721. Tax return preparation services (owned and operated by concessionaires) in department stores, etc., are classified in this industry and treated as separate establishments. However, tax return preparation services owned and operated as part of other businesses are considered part of the main establishment.

Miscellaneous personal services, n.e.c. (SIC 7299). Establishments primarily engaged in providing personal services, not elsewhere classified, such as saunas; steam and Turkish baths; costume and formal wear rental; operation of coin-operated personal service machines, such as weighing machines, public lockers (except cold storage), pay toilets, etc.; checkroom concessions; dating service; diet or weight reducing workshops; and tanning salons. Establishments operating coin-operated amusement machines, such as pinball machines and juke boxes, are classified in Industry 7993. The operation of physical fitness facilities, including health fitness spas and reducing salons, is classified in Major Group 70 if lodging is also provided and in Industry 7991 if lodging is not provided.

For large geographic areas, data are presented for the following subdivisions of this classification:

1. Massage parlors, tanning salons, and saunas.
2. Diet and weight reducing services.
3. Formal wear rental.
4. Other personal services, n.e.c.

Business Services (SIC Major Group 73)

This group includes establishments primarily engaged in providing services, not elsewhere classified, to business establishments on a contract or fee basis.

Advertising agencies (SIC 7311). Establishments primarily engaged in preparing advertising (writing copy, artwork, graphics, and other creative work) and placing such advertising in periodicals, newspapers, radio, television, or other advertising media for clients on a contract or fee basis. Establishments which place advertising with media but perform no creative services (media buying services) are classified in Industry 7319. Establishments which write advertising copy but do not place the advertising with media are classified in Industry 8999. Establishments which provide commercial art, graphics, or other creative advertising services but do not place the advertising with media are classified in Industry Group 733. Establishments which solicit advertising for nonaffiliated radio, television, newspapers, or magazines are classified in Industry 7313.

Outdoor advertising services (SIC 7312). Establishments primarily engaged in the preparation of poster displays and painted and electric displays on billboards, panels, bulletins, and frames, principally outdoors. Such establishments may (as incidental services) construct, repair, and maintain display boards and may post advertisements. Sign painting shops are classified in Industry 7389. Shops which make neon signs to order are classified in Manufacturing. Establishments primarily engaged in erecting signs are classified in Construction.

Radio, television, and publishers' advertising representatives (SIC 7313). Establishments primarily engaged in soliciting advertising on a contract or fee basis for (nonaffiliated) newspapers, magazines, and other publications, or for radio and television stations. Advertising sales offices operated by the media are classified as auxiliaries.

For large geographic areas, data are presented for the following subdivisions of this classification:

1. Radio and television advertising representatives.
2. Publishers' advertising representatives.

Advertising, n.e.c. (SIC 7319). Establishments primarily engaged in furnishing advertising services, not elsewhere classified, such as handbill distribution, distribution of samples, and transit advertising. Establishments which provide commercial art, graphics, or other creative advertising services but do not place the advertising with the media, are classified in Industry Group 733. Establishments primarily engaged in direct mail advertising, compiling and selling mailing lists, and related services are classified in Industry 7331.

Adjustment and collection services (SIC 7322). Establishments primarily engaged in the collection or adjustment of claims other than insurance. Establishments providing insurance adjustment services are classified in Insurance, Major Group 64. Establishments providing debt counseling or adjustment services for individuals are classified in Industry 7299. Centralized charge services are classified in Finance, Major Group 61.

Credit reporting services (SIC 7323). Establishments primarily engaged in providing mercantile and consumer credit reporting services. Establishments primarily engaged in conducting personal investigations (background) and preparing reports for insurance companies and other business firms are classified in Industry 7389.

Direct mail advertising services (SIC 7331). Establishments primarily engaged in furnishing direct mail advertising services, such as creating, producing, and mailing direct mail advertising. This industry also includes establishments primarily engaged in compiling and selling mailing lists. Establishments primarily engaged in reproducing direct mail copy to order but also providing other direct mail advertising services are classified in Manufacturing if they print the copy, and in Industry 7334 if they duplicate the copy by photocopying or similar reproduction methods.

For large geographic areas, data are presented for the following subdivisions of this classification:

1. Mailing list compilers, brokers, and managers.
2. Direct mail advertising services, except mailing list services.

Photocopying and duplicating services (SIC 7334). Establishments primarily engaged in reproducing text, drawings, plans, maps, or other copy by blueprinting, photocopying, mimeographing, or other methods of duplication other than printing or microfilming. Printing, including "quick printing," is classified in Manufacturing, and microfilming is classified in Industry 7389.

For large geographic areas, data are presented for the following subdivisions of this classification:

1. Blueprinting and photocopying services.
2. Duplicating services, except printing and photocopying.

Commercial photography (SIC 7335). Establishments engaged in providing commercial photography services for advertising agencies, publishers, and other business and industrial users. Establishments engaged in still and video portrait photography are classified in Industry 7221, and those primarily engaged in mapmaking are classified in Industry 7389. Establishments primarily engaged in medical photography are classified in Industry 8099. Establishments primarily engaged in producing commercial video tape or films are classified in Industry 7812.

Commercial art and graphic design (SIC 7336). Establishments primarily engaged in providing commercial art or graphic design services for advertising agencies, publishers, and other business and industrial users. Producers of still and slide films are classified here. Establishments primarily engaged in art, except commercial and medical art, are classified in Industry 8999; those engaged in medical art are classified in Industry 8099; and those providing drafting services are classified in Industry 7389.

For large geographic areas, data are presented for the following subdivisions of this classification:

1. Commercial art.
2. Graphic arts and related design.

Secretarial and court reporting services (SIC 7338). Establishments primarily engaged in furnishing secretarial, typing, word processing, resume writing, and court reporting services.

Disinfecting and pest control services (SIC 7342). Establishments primarily engaged in providing disinfection and termite, insect, rodent, and other pest control generally in dwellings or other buildings. Establishments primarily engaged in pest control for lawns or agricultural production are classified in Agriculture.

Building cleaning and maintenance services, n.e.c. (SIC 7349). Establishments primarily engaged in furnishing building cleaning and maintenance services, not elsewhere classified, such as window cleaning, janitorial services, floor waxing, and office cleaning. General contractors and special trade contractors primarily engaged in building repair work, cleaning building exteriors by sand or steam blasting, or cleaning up after construction are classified in Construction.

Medical equipment rental and leasing (SIC 7352). Establishments primarily engaged in renting or leasing (except finance leasing) medical equipment. These establishments may also sell medical supplies, but establishments primarily engaged in selling medical supplies are classified in Wholesale or Retail Trade. Establishments primarily engaged in finance leasing are classified in Finance, Industry 6159.

Heavy construction equipment rental and leasing (SIC 7353). Establishments primarily engaged in renting or leasing (except finance leasing) heavy construction equipment, with or without operators. Establishments primarily engaged in finance leasing are classified in Finance, Industry 6159.

For large geographic areas, data are presented for the following subdivisions of this classification:

1. Rental and leasing of heavy construction equipment without operators.
2. Rental and leasing of heavy construction equipment with operators.

Equipment rental and leasing, n.e.c. (SIC 7359). Establishments primarily engaged in renting or leasing (except finance leasing) equipment, not elsewhere classified, such as tools, furniture, industrial equipment (except heavy construction), televisions, appliances, party supplies, etc. Establishments primarily engaged in finance leasing are classified in Finance, Industry 6159.

Establishments renting or leasing automobiles and trucks without drivers are classified in Industry Group 751; those renting with drivers, in Transportation. Establishments renting (or leasing) medical equipment are classified in Industry 7352; video tapes and cassettes, in Industry 7841; amusement and recreation items, such as bicycles, beach chairs, etc., in Industry 7999; personal items, such as formal wear, lockers (other than refrigerated), and pillows, in Industry 7299; commercial boats, in Water Transportation, Major Group 44. Direct leasing of machinery or equipment by the manufacturer is classified in Manufacturing or Wholesale Trade. Establishments primarily leasing computer time, including time-sharing services, are classified in Industry 7374; and those renting or leasing computers or data processing equipment, in Industry 7377.

For large geographic areas, data are presented for the following subdivisions of this classification:

1. Equipment rental, except rent-to-own.
2. Equipment leasing, except finance leasing.
3. Rent-to-own.

Employment agencies (SIC 7361). Establishments primarily engaged in providing placement and employment services for employers or those seeking employment. Modeling agencies and nurses' registries are included. Theatrical employment agencies are classified in Industry 7922; motion picture casting bureaus, in Industry 7819; and establishments engaged in furnishing help to other businesses, in Industry 7363.

Help supply services (SIC 7363). Establishments primarily engaged in supplying temporary or continuing help (except agricultural) to other businesses on a contract or fee basis. The help supplied is on the payroll of the supplying establishment but is under the direct or general supervision of the business to whom the help is furnished. Establishments primarily engaged in providing placement and employment services are classified in Industry 7361. Establishments which provide both management and staff to operate a business are classified according to the type of activity of the business. Establishments primarily engaged in furnishing personnel to perform a range of services in support of the operation of other establishments are classified in Industry 8744. Farm labor supply is classified in Agriculture, Industry 0761.

For large geographic areas, data are presented for the following subdivisions of this classification:

1. Temporary help supply.
2. Employee leasing.
3. Other help supply services.

Computer programming services (SIC 7371). Establishments primarily engaged in providing custom computer programming services on a contract or fee basis. These

establishments often perform a variety of additional services, such as computer software design and analysis, modification of existing software, and training in the use of custom software. Establishments primarily engaged in the development and marketing of prepackaged software are classified in Industry 7372. Computer processing services are classified in Industry 7374.

Prepackaged software (SIC 7372). Establishments primarily engaged in designing and developing prepackaged software, including operating, utility, and applications programs. These establishments may also prepare software documentation for the user, install software for the user, and train the user in the use of the software. Establishments primarily engaged in buying and selling prepackaged software are classified in Wholesale or Retail Trade. Custom computer software services, including computer code authors, are classified in Industry 7371.

Computer integrated systems (SIC 7373). Establishments primarily engaged in developing or modifying computer software and packaging or bundling the software with hardware (computers and peripheral equipment) to create an integrated system for specific application. These establishments are involved in all phases of systems development, from design through installation. Establishments primarily engaged in buying and selling computer software and/or hardware are classified in Wholesale or Retail Trade, and establishments primarily engaged in manufacturing computers and/or peripheral equipment are classified in Manufacturing.

Computer processing and data preparation and processing services (SIC 7374). Establishments primarily engaged in providing computer processing and data preparation services. Service may consist of complete processing and preparation of reports from data supplied by the customer, or it may be specialized, such as data entry or making data processing equipment available on an hourly or time-sharing basis.

Information retrieval services (SIC 7375). Establishments primarily engaged in providing on-line information retrieval services on a contract or fee basis. The information generally involves a range of subjects and is taken from other primary sources. Establishments which collect and originate the data are classified in the industry associated with that activity.

Computer facilities management services (SIC 7376). Establishments primarily engaged in providing on-site management and operation of computer and data processing facilities on a contract or fee basis. Establishments primarily engaged in providing computer and data processing at their own facilities are classified in Industry 7374.

Computer rental and leasing (SIC 7377). Establishments primarily engaged in renting or leasing (except finance) computers and related data processing equipment on the

customers' site, whether or not also providing maintenance or support services. Establishments primarily engaged in both manufacturing and leasing computers and related data processing equipment are classified in Division D, Manufacturing, and separate establishments owned by the manufacturer and primarily engaged in leasing are classified in Wholesale Trade. Establishments primarily engaged in finance leasing of computers and related data processing equipment are classified in Finance, Industry 6159, and those primarily engaged in leasing computer time are classified in Industry 7374.

Computer maintenance and repair (SIC 7378). Establishments primarily engaged in the maintenance and repair of computers and computer peripheral equipment.

Computer related services, n.e.c. (SIC 7379). Establishments primarily engaged in providing computer related services, not elsewhere classified, such as computer consulting, disk and diskette conversion, and tape recertification.

For large geographic areas, data are presented for the following subdivisions of this classification:

1. Computer consultants.
2. Miscellaneous computer services, n.e.c.

Detective, guard, and armored car services (SIC 7381). Establishments primarily engaged in providing detective, guard, and armored car services. Fingerprint service, polygraph service, and rental of dogs for protective service are included in this classification.

For large geographic areas, data are presented for the following subdivisions of this classification:

1. Detective agencies and guard services.
2. Armored car services.

Security systems services (SIC 7382). Establishments primarily engaged in monitoring and maintaining security systems devices, such as burglar and fire alarms. These establishments may also sell, lease, and/or install the security systems which they monitor and maintain. Establishments primarily engaged in the sales and installation, or installation only, of such devices are classified in Construction, Industry 1731.

News syndicates (SIC 7383). Establishments primarily engaged in providing news, pictures, features, and news reporting services to newspapers and periodicals. Separate establishments of newspaper and periodical publishers which are engaged in gathering news are classified as auxiliaries.

Photofinishing laboratories (SIC 7384). Establishments primarily engaged in developing film and photographic prints and enlargements. Data for retail outlets (kiosks),

which are owned and operated by photofinishing laboratories for the pickup and delivery of film, are merged with data for the laboratory which owns them and are not treated as separate establishments. Establishments primarily engaged in processing motion picture and video film for the motion picture and television industries are classified in Industry 7819.

For large geographic areas, data are presented for the following subdivisions of this classification:

1. Photofinishing laboratories, except "one-hour" (mini) labs.
2. "One-hour" (mini) photofinishing.

Business services, n.e.c. (SIC 7389). Establishments primarily engaged in furnishing business services, not elsewhere classified, such as auctioneers' establishments (service only), business brokers, drafting service, independent lecture bureaus, inspection service, printing brokers, notaries public, and shop window decoration or trimming, on a commission or fee basis.

For large geographic areas, data are presented for the following subdivisions of this classification:

1. Sign painting shops. Establishments primarily engaged in making signs to individual order or in doing office door and window lettering. Establishments primarily engaged in making signs other than on a custom basis and neon sign manufacturers are classified in Manufacturing.
2. Interior designing. Establishments primarily engaged in advising clients on the selection of furniture, draperies, rugs, and other interior decorations on a commission or fee basis. Establishments providing interior designing service but primarily engaged in the sale of merchandise, are not included. Painting and papering contractors who frequently call themselves "interior decorators" are classified in Construction.
3. Telephone answering services. Establishments primarily engaged in transmitting telephone messages to their clients. Paging services are classified in Communications.
4. Water softening and conditioning services. Establishments primarily engaged in softening water by chemical treatment or other methods.
5. Packaging and labeling services. Establishments primarily engaged in packaging and labeling products, on a contract or fee basis, in packages or other containers normally intended for retail distribution. Companies primarily engaged in packing, crating, and otherwise preparing goods for shipping are classified in Transportation.
6. Trading stamp services. Establishments primarily engaged in selling trading stamps or merchandise coupons to merchants. The redemption stores of trading stamp companies are classified as auxiliary to this industry.

7. Convention and trade show services. Establishments primarily engaged in providing a variety of services to conventions and trade shows on a contract or fee basis, including decoration services, registration services, promotion, and other administrative functions.
8. Private mail centers. Establishments primarily engaged in providing mailbox rental and other postal and mailing (except advertising) services. In addition, establishments may provide typing, photocopying, and FAX services, and may sell office supplies.
9. Miscellaneous business services, n.e.c. Establishments primarily engaged in furnishing business services, not elsewhere classified.

Automotive Repair, Services, and Parking (SIC Major Group 75)

This group includes establishments primarily engaged in furnishing automotive repair, rental, leasing, parking, and other services. Similar facilities owned and operated by concerns for their own use and not available to the general public are treated as auxiliary establishments of those concerns and are not included here. Automotive repair shops operated by establishments engaged in the sale of new automobiles are classified in Retail Trade, as are those operated by gasoline service stations (where sales of merchandise (including fuel) exceed repair receipts). Automobile driving instruction is classified in Industry 8299.

Truck rental and leasing, without drivers (SIC 7513).

Establishments primarily engaged in short-term rental or extended-term leasing (with or without maintenance) of trucks, truck tractors, or semitrailers without drivers. Establishments primarily engaged in renting or leasing, except finance leasing, of industrial trucks are classified in Industry 7359; those renting or leasing trucks with drivers are classified in Transportation, Industry Group 421; and those renting or leasing heavy construction and earth moving equipment are classified in Industry 7353. Establishments primarily engaged in finance leasing are classified in Finance, Major Group 61.

For large geographic areas, data are presented for the following subdivisions of this classification:

1. Truck rental, without drivers.
2. Truck leasing, except finance leasing.

Passenger car rental (SIC 7514). Establishments primarily engaged in short-term rental of passenger cars without drivers. Data for separate automotive rental offices or concessions (e.g., airport locations) in the same metropolitan area, for which a common fleet of cars is maintained, are merged and not considered as separate establishments. Establishments primarily engaged in renting automobiles with drivers are classified in Transportation, Industry 4119.

Passenger car leasing (SIC 7515). Establishments primarily engaged in extended-term leasing of passenger cars without drivers. These establishments may or may not provide maintenance of vehicles as part of the lease contract. Establishments primarily engaged in renting automobiles with drivers are classified in Transportation, Industry 4119. Establishments primarily engaged in finance leasing are classified in Finance, Major Group 61.

Utility trailer and recreational vehicle rental (SIC 7519).

Establishments primarily engaged in daily or extended-term rental of utility trailers and recreational vehicles. Establishments primarily engaged in renting motorcycles, bicycles, golf carts, gocarts, or recreational boats are classified in Industry 7999, and those engaged in renting airplanes are classified in Industry 7359. Establishments primarily engaged in the rental of mobile homes on site are classified in Real Estate, Industry 6515.

Automobile parking (SIC 7521).

Establishments primarily engaged in the temporary parking of automobiles usually on an hourly, daily, or monthly contract or fee basis. Excluded are municipal parking lots and lots operated by establishments or institutions primarily engaged in other activities (e.g., department stores, hospitals, restaurants). Valet parking is classified in Industry 7299. Establishments primarily engaged in extended or dead storage of automobiles are classified in Transportation, Industry 4226.

For large geographic areas, data are presented for the following subdivisions of this classification:

1. Parking lots.
2. Parking structures.

Top, body, and upholstery repair shops and paint shops (SIC 7532).

Establishments primarily engaged in the repair of automotive tops, bodies, and interiors, or automotive painting and refinishing. Also included in the industry are establishments primarily engaged in customizing automobiles, trucks, and vans, except on a factory basis. Those engaged in customizing automobiles, trucks, and vans on a factory basis are classified in Manufacturing, Industry Group 371.

For large geographic areas, data are presented for the following subdivisions of this classification:

1. Top and body repair shops.
2. Paint shops.

Automotive exhaust system repair shops (SIC 7533).

Establishments primarily engaged in the installation, repair, or sale and installation of automotive exhaust systems. The sale of mufflers, tailpipes, and catalytic converters is considered to be incidental to the installation of these products.

Tire retreading and repair shops (SIC 7534).

Establishments primarily engaged in repairing and retreading automotive tires. Establishments classified here may either retread customers' tires or retread tires for sale or exchange to the user or the trade.

Automotive glass replacement shops (SIC 7536). Establishments primarily engaged in the installation, repair, or sale and installation of automotive glass. The sale of the glass is considered incidental to the replacement.

Automotive transmission repair shops (SIC 7537). Establishments primarily engaged in the installation, repair, or sale and installation of automotive transmissions. The sale of transmissions and related parts is considered incidental to transmission installation or repair.

General automotive repair shops (SIC 7538). Establishments primarily engaged in general automotive repair, such as engine repair shops (except industrial truck engines), general repair and service garages, and diesel engine repair shops. Establishments primarily engaged in specialized repair of individual engine components, not elsewhere classified, are classified in Industry 7539. Establishments primarily engaged in repair of motorcycles are classified in Industry 7699.

For large geographic areas, data are presented for the following subdivisions of this classification:

1. General automotive repair shops, except diesel.
2. Diesel repair shops.

Automotive repair shops, n.e.c. (SIC 7539). Establishments primarily engaged in specialized automotive repair, not elsewhere classified, such as fuel service (carburetor repair), brake relining, front-end and wheel alignment, and radiator repair. Establishments primarily engaged in automotive welding are classified in Industry 7692.

For large geographic areas, data are presented for the following subdivisions of this classification:

1. Radiator repair.
2. Brake, front end, and wheel alignment.
3. Carburetor repair shops.
4. Automotive electrical repair shops.
5. Other automotive repair shops, n.e.c. Establishments primarily engaged in specialized automotive repairs, not elsewhere classified, such as frame repair, piston ring service and repair, speedometer repair, and heater and air-conditioning repair.

Carwashes (SIC 7542). Establishments primarily engaged in washing, waxing, and polishing motor vehicles or furnishing facilities for the self-service washing of motor vehicles.

Automotive services, except repair and carwashes (SIC 7549). Establishments primarily engaged in furnishing automotive services, except repair and carwashes, such as lubricating service, towing service, diagnostic service, undercoating service, and inspection service.

For large geographic areas, data are presented for the following subdivisions of this classification:

1. Lubrication shops.
2. Towing services.
3. Other automotive services, n.e.c.

Miscellaneous Repair Services (SIC Major Group 76)

This group includes establishments primarily engaged in miscellaneous repair services, not elsewhere classified. Repair departments of retail dealers or manufacturers are not included unless operated as separate establishments and reported as such. This group does not include some repair services of which the more important are: repair to structures (classified in Construction); garment and shoe repair (classified in Major Group 72); automotive repair services (classified in Major Group 75); electronic computer and computer peripheral equipment repair services (classified in Industry 7378); ship and boat repair (classified in Manufacturing); and railroad repair (classified in Manufacturing).

Radio and television repair shops (SIC 7622). Establishments primarily engaged in repairing radios, televisions, phonographs, stereo equipment, and tape recorders. Also included are establishments engaged in installing and repairing television, amateur, and citizens' band antennas, and those engaged in installing and servicing similar equipment in homes, offices, boats, automobiles, or other vehicles. Establishments primarily engaged in installation, repair, or maintenance of radio and television broadcast transmitting antennas and towers are classified in Construction. Repair departments of radio and television dealers are not included here unless operated and reported as separate establishments.

Refrigeration and air-conditioning service and repair shops (SIC 7623). Establishments primarily engaged in servicing and repairing household and commercial electrical refrigerators and air-conditioning and refrigeration equipment. Establishments primarily engaged in servicing and repairing gas refrigeration equipment are classified in Industry 7699, and those repairing automotive air-conditioning equipment are classified in Industry 7539. Establishments primarily engaged in installing refrigeration and air-conditioning systems are classified in Construction.

Electrical and electronic repair shops, n.e.c. (SIC 7629). Establishments primarily engaged in servicing and repairing electrical and electronic equipment, not elsewhere classified, such as electrical household appliances (washing machines, vacuum cleaners, irons, toasters, etc.) and electrical and electronic industrial equipment. Electrical contractors and electrical shops engaged primarily in house wiring are included in Construction, Industry 1731. The repair of electric motors is classified in Industry 7694. Repair of electronic computers and computer peripheral equipment is classified in Industry 7378.

Watch, clock, and jewelry repair (SIC 763). Establishments primarily engaged in the repair of watches, clocks, or jewelry. Establishments primarily engaged in assembling watches from purchased parts are classified in Manufacturing, Industry 3873.

Reupholstery and furniture repair (SIC 764). Establishments primarily engaged in furniture reupholstery and repair. Establishments primarily engaged in selling upholstery materials, making slipcovers and draperies to order, or in upholstering new frames to individual order are classified in Retail Trade, as are establishments making furniture and cabinets on a custom basis.

Welding repair (SIC 7692). Establishments primarily engaged in repair work by welding, including automotive welding. Welding in connection with the manufacture of a product is classified in Manufacturing. Welding contractors doing welding work at construction sites are classified in Construction, Industry 1799.

Armature rewinding shops (SIC 7694). Establishments primarily engaged in rewinding armatures and rebuilding or repairing electric motors. Establishments classified here may either repair customers' equipment or repair their own equipment for sale or exchange to users or to the trade. Establishments primarily engaged in the repair of electrical appliances are classified in Industry 7629.

Repair shops and related services, n.e.c. (SIC 7699). Establishments primarily engaged in specialized repair services, not elsewhere classified, such as farm machinery and equipment repair; lawnmower, saw, knife, and tool sharpening and repair; bicycle repair; lock and gun repair; musical instrument repair; and the repair of typewriters. Repair services which involve primarily electrical or electronic equipment or components are classified in Industry 7629; however, primarily mechanical repair of electrically powered equipment, such as electric sewing machine repair, is included here.

For large geographic areas, data are presented for the following subdivisions of this classification:

1. Farm machinery and equipment repair.
2. Lawnmower and other small gasoline engine repair. Establishments primarily engaged in saw, knife, and tool sharpening are also included here.
3. Sewer and septic tank cleaning services. Establishments primarily engaged in cleaning or repairing sewers and septic tanks. Establishments which install septic tanks are classified in Construction.
4. Other repair and related services, n.e.c. Establishments primarily engaged in specialized repair services, not elsewhere classified, such as aircraft flight instrument repair (except electrical), blacksmith shops, bicycle repair, boiler repair, photographic equipment repair,

dental instrument repair, furnace and chimney cleaning, gunsmith shops, key duplicating shops, motorcycle repair, musical instrument tuning and repair, taxidermists, typewriter repair, umbrella repair, and venetian blind repair.

Motion Pictures (SIC Major Group 78)

This group includes establishments producing and distributing motion pictures, exhibiting motion pictures in commercially operated theaters, and furnishing services to the motion picture industry. The term "motion pictures" includes similar productions for television or other media using film, tape, or other means.

Motion picture and video tape production (SIC 7812). Establishments primarily engaged in the production of theatrical and nontheatrical motion pictures and video tapes for exhibition or sale. Establishments engaged in both production and distribution of motion pictures are included here, as well as those engaged in the production of educational, industrial, and religious films. Establishments primarily engaged in motion picture and video tape reproduction are classified in Industry 7819.

For large geographic areas, data are presented for the following subdivisions of this classification:

1. Motion picture production, except for television.
2. Motion picture and tape production for television.

Services allied to motion picture production (SIC 7819). Establishments primarily engaged in performing auxiliary services to motion picture production, such as motion picture film processing, editing, and titling. Also included are casting bureaus, wardrobe and studio property rental, rental and repair of cameras and other motion picture equipment, stock footage film libraries, and television tape services (editing, transfers, etc.).

Motion picture and video tape distribution (SIC 7822). Establishments primarily engaged in the distribution (rental or sale) of theatrical and nontheatrical motion picture films or in the distribution of video tapes and disks, except to the general public. Establishments engaged in both distribution and production are classified in Industry 7812. Establishments primarily engaged in renting video tapes and disks to the general public are classified in Industry 7841, and those engaged in the sale of video tape and disks to individuals for personal or household use are classified in Retail Trade, Industry 5735.

For large geographic areas, data are presented for the following subdivisions of this classification:

1. Motion picture film exchanges.
2. Film and tape distribution for television.
3. Video tape wholesalers.

Services allied to motion picture distribution (SIC 7829). Establishments primarily engaged in performing auxiliary services to motion picture distribution, such as film delivery service, film purchasing and booking agencies, and film libraries.

Motion picture theaters, except drive-in (SIC 7832). Commercially operated theaters primarily engaged in the indoor exhibition of motion pictures.

Drive-in motion picture theaters (SIC 7833). Commercially operated theaters, commonly known as drive-in theaters, primarily engaged in the outdoor exhibition of motion pictures.

Video tape rental (SIC 7841). Establishments primarily engaged in renting recorded video tapes and disks to the general public for personal or household use. Establishments primarily engaged in renting video recorders and players are classified in Industry 7359. Establishments primarily engaged in selling recorded video tapes and disks to the general public are classified in Retail Trade, Industry 5735, and those engaged in the wholesale distribution of recorded video tapes and disks are classified in Industry 7822.

Amusement and Recreation Services, Except Motion Pictures (SIC Major Group 79)

This group includes establishments primarily engaged in providing amusement, recreation, or entertainment services, not elsewhere classified. Gambling businesses, where legal, are also included in this Major Group; however, combined gambling and lodging facilities with 25 guestrooms or more are classified in Industry 7011. Establishments primarily engaged in operating museums, art galleries, arboreta, and botanical and zoological gardens are classified in Major Group 84.

Dance studios, schools, and halls (SIC 791). Establishments primarily engaged in operating public dance halls or ballrooms, dance studios, and dance schools. Establishments primarily engaged in renting facilities used as dance halls or ballrooms are classified in Real Estate, Industry 6512.

Theatrical producers (except motion picture) and miscellaneous theatrical services (SIC 7922). Establishments primarily engaged in providing live theatrical presentations, such as road companies and summer theaters. This industry also includes services allied with theatrical presentations, such as casting agencies; booking agencies for plays, artists, and concerts; scenery, lighting, and other equipment services; and theatrical ticket agencies. Also included in this industry are producers of live and taped radio programs and commercials and producers of live television programs.

For large geographic areas, data are presented for the following subdivisions of this classification:

1. Producers of live theatrical productions. Stock or repertory companies, whether or not operating their own theaters, are included here. Establishments primarily engaged in producing shows for dinner theaters but not operating the food service are also included here. Dinner theaters operating food service are classified in Retail Trade, Industry 5812.
2. Producers of radio and television shows, except tape producers. Establishments primarily engaged in producing shows for live presentation on radio and television. Producers of motion picture and television tape are classified in Industry 7812 and producers of radio tape in the subgroup Other theatrical services.
3. Artists' and entertainers' managers or agents, concert bureaus, and booking agents.
4. Other theatrical services. Establishments engaged in theatrical services, not elsewhere classified, such as ticket agencies; theatrical, television, and radio employment agencies; theatrical equipment rental and design; and lighting. Radio show tape producers are included here.

Bands, orchestras, actors, and other entertainers and entertainment groups (SIC 7929). Establishments primarily engaged in providing entertainment other than live theatrical presentations. These establishments include bands, orchestras, and entertainers.

For large geographic areas, data are presented for the following subdivisions of this classification:

1. Dance groups and artists.
2. Symphony orchestras, opera companies, and chamber music organizations.
3. Other music groups and artists. Dance and stage bands, orchestras (except symphony or chamber), combos, quintets, soloists, and similar musical organizations, groups, and artists.
4. Other entertainers and entertainment groups. Entertainers other than dance bands, symphony orchestras, dance groups, or similar musical and dance organizations.

Bowling centers (SIC 7933). Establishments primarily engaged in providing facilities for bowling.

Professional sports clubs and promoters (SIC 7941). Operators and promoters of professional and semiprofessional athletic clubs, promoters of athletic events, and managers of individual professional athletes. Receipts from radio or television broadcasts, from sales of players, from concession operators, and from noncustomer sources are not included in the total receipts for the activities

classified here. Establishments primarily engaged in renting stadiums and athletic fields to sports promoters and clubs are classified in Real Estate, Industry Group 651.

For large geographic areas, data are presented for the following subdivisions of this classification:

1. Baseball clubs.
2. Football clubs.
3. Other professional sports clubs.
4. Managers and promoters.

Racing, including track operation (SIC 7948). Promoters and participants in racing activities, including racetrack operators, operators of racing stables, jockeys, racehorse trainers, and race car owners and operators. Establishments which own racetracks but do not engage in promotion of racing events, are classified in Real Estate, Industry Group 651. Stables and kennels primarily engaged in breeding or boarding horses and dogs are classified in Agriculture, Industry 0752.

For large geographic areas, data are presented for the following subdivisions of this classification:

1. Auto racetrack operation.
2. Horse racetrack operation.
3. Dog racetrack operation.
4. Racing stables and racing, n.e.c.

Physical fitness facilities (SIC 7991). Establishments primarily engaged in operating reducing and other health clubs, spas, and similar facilities featuring exercise and other active physical fitness conditioning, whether or not on a membership basis. Establishments providing aerobic dance and exercise classes are also included here. Sports and recreation clubs are classified in Industry 7997 if operated on a membership basis, and in Industry 7992 or 7999 if open to the general public. Health resorts and spas providing lodging are classified in Major Group 70. Establishments that promote physical fitness through diet control are classified in Industry 7299.

For large geographic areas, data are presented for the following subdivisions of this classification:

1. Physical fitness centers, except gymnasiums and athletic clubs.
2. Gymnasiums and athletic clubs.

Public golf courses (SIC 7992). Privately operated establishments primarily engaged in the operation of golf courses open to the general public on a fee basis. Municipally owned and operated golf courses are not included. Membership golf and country clubs are classified in Industry 7997. Miniature golf courses and golf driving ranges are classified in Industry 7999.

Coin-operated amusement devices (SIC 7993). Establishments primarily engaged in operating coin-operated amusement devices either in their own or in other places of business. Such amusement devices include juke boxes, pinball machines, mechanical games, video games, slot machines (where legal), and similar types of amusement equipment. The amusement devices may also be operated by bills. Amusement arcades and parlors are also included. Establishments primarily engaged in rental of such devices are classified in Industry 7359.

Amusement parks (SIC 7996). Establishments known as amusement parks, theme parks, kiddie parks, etc., which group together a number of attractions, such as mechanical rides, amusement devices, refreshment stands, and picnic grounds. Individual ride operators or concessionaires operating within the park are classified in Industry 7999, as are carnivals operating without a fixed exhibition site. Owners of the park grounds (who do not operate the amusement parks) are classified in Real Estate, Industry Group 651.

Membership sports and recreation clubs (SIC 7997). Sports and recreation clubs which maintain facilities for use only by members and their guests, such as country, golf, tennis, yacht, and swimming clubs. Such establishments are classified here regardless of the proportion of receipts derived from food or liquor sales. Membership organizations engaged in civic, social, or fraternal activities are classified in Industry 864. Physical fitness facilities are classified in Industry 7991.

Amusement and recreation services, n.e.c. (SIC 7999). Establishments primarily engaged in the operation of sports, amusement, and recreation services, not elsewhere classified, such as bathing beaches, swimming pools, and riding academies and schools. Membership sports and recreation clubs not open to the general public are classified in Industry 7997.

For large geographic areas, data are presented for the following subdivisions of this classification:

1. Concession operators of amusement devices and rides. Concession operators of mechanical rides or of amusement devices in amusement parks, carnivals, circuses, or fairs; or operators of independently operated rides or devices of this type.
2. Carnivals and circuses. Establishments operating a group of amusement, service, and/or retail units, generally known as carnivals, which do not have any fixed exhibition site; or companies engaged in the operation of circuses having acrobatic and animal shows and individual circus acts. Side shows are included here. Individual performers in circuses are classified in Other entertainers and entertainment groups, a subgroup of Industry 7929.
3. Fairs. Establishments primarily engaged in arranging and operating the exhibitions and related activities

usually associated with county, State, or similar fairs. Carnivals and side shows which are part of the fairs but which are independently owned and operated are included in the subgroup Carnivals and circuses. Other independently owned and operated amusement device and ride concessions are included in the subgroup Concession operators of amusement devices and rides.

4. Roller skating rinks.
5. Ice skating rinks.
6. Other amusement and recreation services, n.e.c. Establishments primarily engaged in the commercial operation of sports, amusement, and recreation services, not elsewhere classified. Included are establishments engaged in instruction of sports or recreational activities, such as baseball, bridge, golf, judo, karate, skiing, swimming, and tennis. Also included are establishments renting articles for amusement and recreation, such as beach chairs and accessories, bicycles, golf carts, small boats and canoes, and saddle horses.

Other establishments in this classification include commercially operated bathing beaches, gambling establishments (where legal), golf driving ranges, miniature golf courses, riding academies and stables, shooting galleries, slot-car tracks, ski lifts, day camps, and establishments engaged in the commercial operation of swimming pools open to the general public for a fee. Municipally operated golf courses and swimming pools are excluded from this census. Privately owned tourist attractions, such as natural wonders or manmade exhibits, are included here. Museums, art galleries, and botanical and zoological gardens are included in Major Group 84.

Health Services (SIC Major Group 80)

This group includes establishments primarily engaged in furnishing medical, surgical, and other health services to persons. Associations or groups, such as Health Maintenance Organizations (HMO's), primarily engaged in providing medical or other health services to members are included but those which only provide insurance covering hospitalization or medical costs are classified in Insurance, Major Group 63. Hospices providing medical services are also included in this Major Group and are classified according to the primary service provided. Health care facilities were primarily coded based on self-designation. Where multiple levels of care were indicated but were not apparently separate operations, the facility was generally classified based on the highest level of care provided. Veterinarians are classified in Agriculture, Industry Group 074.

Offices and clinics of doctors of medicine (SIC 801). Establishments of licensed practitioners having the degree of M.D. and engaged in the practice of general or specialized medicine and surgery. General medical clinics (staffed by licensed practitioners having M.D. degree) are also classified here.

Associations of physicians formed solely for sharing expenses (including payroll) are also included here. Receipts are not applicable for these associations since their operations are funded by reimbursements from member firms, and these funds are not considered operating receipts for medical services provided. However, their payroll and employment data are included in statistics presented for this category.

For large geographic areas, data are presented for the following subdivisions of this classification:

1. Offices of doctors of medicine. Includes offices as well as group clinics owned and operated by physicians for the purpose of carrying on their profession.
2. General medical clinics. Includes clinics not owned and operated by physicians associated for the purpose of carrying on their profession.

Offices and clinics of dentists (SIC 802). Establishments of licensed practitioners having the degree of D.D.S. (or D.D. Sc.) or D.M.D. and engaged in the practice of general or specialized dentistry, including dental surgery. Dental clinics are also classified here.

For large geographic areas, data are presented for the following subdivisions of this classification:

1. Offices of dentists. Includes offices as well as group clinics owned and operated by dentists associated for the purpose of carrying on their profession.
2. Dental clinics. Includes clinics not owned and operated by dentists associated for the purpose of carrying on their profession.

Offices and clinics of doctors of osteopathy (SIC 803). Establishments of licensed practitioners having the degree of D.O. and engaged in the practice of general or specialized osteopathic medicine and surgery.

For large geographic areas, data are presented for the following subdivisions of this classification:

1. Offices of osteopathic physicians.
2. Osteopathic clinics.

Offices and clinics of chiropractors (SIC 8041). Establishments of licensed practitioners having the degree of D.C. and engaged in the practice of chiropractic medicine.

Offices and clinics of optometrists (SIC 8042). Establishments of licensed practitioners having the degree of O.D. and engaged in the practice of optometry. Establishments where receipts are primarily from the sale of optical goods prescribed as a result of eye examinations performed at another establishment are classified in Retail Trade, Industry 5999.

Offices and clinics of podiatrists (SIC 8043). Establishments of licensed practitioners having the degree of D.P. and engaged in the practice of podiatry.

Offices and clinics of health practitioners, n.e.c. (SIC 8049). Establishments of health practitioners engaged in practice in health fields, not elsewhere classified, such as acupuncturists, midwives, nutritionists, physical and occupational therapists, and psychologists.

Skilled nursing care facilities (SIC 8051). Establishments primarily engaged in providing inpatient nursing and rehabilitative services to patients who require continuous health care but not hospital services. Care must be ordered by and under the direction of a physician. The staff must include a licensed nurse on duty continuously with a minimum of one full-time registered nurse on duty during each day shift. Included are establishments certified to deliver skilled nursing care under the Medicare and Medicaid programs.

Intermediate care facilities (SIC 8052). Establishments primarily engaged in providing inpatient nursing and rehabilitative services but not on a continuous basis. Staffing must include 24-hour per day personnel with a licensed nurse on duty full-time during each day shift. At least once a week, consultation with a registered nurse on the delivery of care is required. Included are facilities certified to deliver intermediate care under the Medicaid program.

Nursing and personal care facilities, n.e.c. (SIC 8059). Establishments primarily engaged in providing some nursing and/or health-related care to patients who do not require the degree of care and treatment that a skilled or intermediate care facility is designed to provide. Included are rest homes, convalescent homes, and other institutions where health care is a major element. Residential facilities, such as homes for the retarded and the elderly which provide personal care but where health care is incidental, are classified in Industry 8361.

General medical and surgical hospitals (SIC 8062). Establishments primarily engaged in providing general medical and surgical services and other hospital services. Specialty hospitals are classified in Industries 8063 and 8069.

Psychiatric hospitals (SIC 8063). Establishments primarily engaged in providing diagnostic medical services and inpatient treatment for the mentally ill. Establishments known as hospitals and primarily engaged in providing health care for the mentally retarded are classified in Industry 8051.

Specialty hospitals, except psychiatric (SIC 8069). Establishments primarily engaged in providing diagnostic services, treatment, and other hospital services for specialized categories of patients, except for the mentally ill.

Medical laboratories (SIC 8071). Establishments primarily engaged in providing professional analytic or diagnostic services to the medical profession or to the patient as

prescribed by a physician. Laboratories engaged in the manufacture of medical or pharmaceutical products are classified in Manufacturing. Laboratories engaged in commercial medical research are classified in Industry 8731, and those engaged in noncommercial medical research are classified in Industry 8733.

Dental laboratories (SIC 8072). Establishments primarily engaged in making dentures, artificial teeth, and orthodontic appliances to order for the dental profession. The manufacture of teeth other than to order is classified in Manufacturing. Establishments providing dental X-ray laboratory services are classified in Industry 8071.

Home health care services (SIC 8082). Establishments primarily engaged in providing skilled nursing or medical care in the home under supervision of a medical doctor. Establishments of registered or practical nurses engaged in the independent practice of their profession are classified in Industry 8049, and nurses' registries are classified in Industry 7361. Establishments primarily engaged in selling health care products for personal or household consumption are classified in Retail Trade, and those engaged in renting or leasing products for health care are classified in Industry 7352.

Kidney dialysis centers (SIC 8092). Establishments primarily engaged in providing kidney or renal dialysis services.

Specialty outpatient facilities, n.e.c. (SIC 8093). Establishments primarily engaged in outpatient care of a specialized nature, such as alcohol and drug treatment, birth control/family planning, etc., with permanent facilities and with medical staff to provide diagnosis, treatment, or both for patients who are ambulatory but do not require inpatient care.

Health and allied services, n.e.c. (SIC 8099). Establishments primarily engaged in providing health and allied services, n.e.c., such as blood banks, blood donor stations, childbirth preparation classes, medical photography and art, and oxygen tent services. Establishments of registered or practical nurses in independent practice are classified in Industry 8049. Ambulance services are classified in Transportation, Industry 4119.

Legal Services (SIC Major Group 81)

This group includes establishments which are headed by members of the bar and are engaged in offering legal advice or legal services. Nonprofit legal services (including legal aid societies) are classified here. Associations of lawyers formed solely for the sharing of expenses (including payroll) and not for the purpose of jointly practicing their profession are also included. Receipts are not applicable for these associations since their operations are funded by reimbursements from member firms, and these

funds are not considered operating receipts for legal services provided. However, their payroll and employment data are included in statistics presented for this category.

Selected Educational Services (SIC's 823, 824, 829)

This group includes libraries as well as establishments furnishing formal courses through correspondence, commercial, and trade schools. Elementary and secondary schools (Industry 8211); colleges, universities, and professional schools (Industry 8221); and junior colleges and technical institutes (Industry 8222) are out of scope of the census.

Libraries (SIC 823). Establishments primarily engaged in providing library services, including the circulation of books and other materials for reading, study, and reference.

Data processing schools (SIC 8243). Establishments primarily engaged in offering training in data processing (including data keying), computer programming, and in computer and peripheral equipment operation, maintenance, and repair.

Business and secretarial schools (SIC 8244). Establishments primarily engaged in offering courses in business machine operation, office procedures, and secretarial and stenographic skills.

Vocational schools, n.e.c. (SIC 8249). Establishments primarily engaged in offering specialized vocational courses, not elsewhere classified but not academic training. This industry includes apprentice training, aviation schools, commercial art schools, and practical nursing schools. Schools for the instruction of beauticians are classified in Industry 7231, and barber schools are classified in Industry 7241. Establishments primarily engaged in offering educational courses by mail are included here.

Schools and educational services, n.e.c. (SIC 829). Establishments primarily engaged in offering specialized educational courses and services, not elsewhere classified, such as music schools, drama schools, language schools, student exchange programs, and civil service and other short-term examination preparatory schools. Vocational counseling (excluding rehabilitation) is also included here. Educational testing is included in Industry 8748. Establishments primarily engaged in operating dance schools are classified in Industry 7911; those providing rehabilitation counseling are classified in Industry 8331; and those providing sports instruction in Industry 7999.

Social Services (SIC Major Group 83)

This group includes establishments providing social services and rehabilitation services to those persons with social or personal problems requiring special services and to the physically challenged and the disadvantaged. Also

included are organizations soliciting funds to be used directly for these and related services, as well as community development and planning agencies. Government offices involved with the delivery of such services are out of scope of the census.

Individual and family social services (SIC 832). Establishments primarily engaged in providing one or more of a variety of individual and family social, counseling, welfare, or referral services, including refugee, disaster, and temporary relief services.

Job training and vocational rehabilitation services (SIC 833). Establishments primarily engaged in providing training, work experience, and vocational rehabilitation services for the unemployed, the underemployed, the physically challenged, and to persons who have a job market disadvantage because of lack of education or experience, skill obsolescence, or personal characteristics or problems. Included are upgrading and job development services, skill training, world-of-work orientation, and vocational rehabilitation counseling. Union apprentice training schools are classified in Industry 8249.

Child day care services (SIC 835). Establishments primarily engaged in care of infants or children, or in providing prekindergarten education, where medical care or delinquency correction is not a major element. These establishments may or may not have substantial educational programs and may care for older children when they are not in school. Establishments providing babysitting services are classified in Industry 7299. Head start centers operating in conjunction with elementary schools are classified in Industry 8211.

Residential care (SIC 836). Establishments primarily engaged in the provision of residential social and personal care for children, the elderly, and special categories of persons with some limits on ability for self-care but where medical care is not a major element. Included here are group foster homes; halfway group homes; homes for the retarded, the elderly, the deaf, and the blind; juvenile correctional homes; rehabilitation (residential) centers; and children's boarding homes. Boarding schools providing elementary and secondary education are classified in Industry 8211.

Social services, n.e.c. (SIC 839). Establishments primarily engaged in providing social services, not elsewhere classified, including community improvement, social change, and neighborhood development. Also included are organizations primarily engaged in soliciting contributions on their own account and administering appropriations and allocating funds among other agencies engaged in social welfare services; establishments primarily engaged in the prevention of criminal or antisocial behavior; and regional social service planning agencies. Establishments which raise funds on a contract basis are classified in Industry 7389. Civic, social, fraternal, and political organizations are included

in Major Group 86. Industrial development consulting and planning is classified in Industry 8748. Philanthropic trusts and foundations which are not actually engaged in providing social welfare services are classified in Finance, Industry 6732.

Museums, Art Galleries, and Botanical and Zoological Gardens (SIC Major Group 84)

This major group includes commercial and noncommercial museums, art galleries, arboreta, and botanical and zoological gardens.

Museums and art galleries (SIC 8412). Establishments primarily engaged in the commercial or noncommercial operation of museums and art galleries. Historical, cultural, and educational societies whose functions are primarily providing attractions for the public are included here. Art galleries or art dealers primarily selling to the general public are classified in Retail Trade, Industry 5999.

Arboreta and botanical or zoological gardens (SIC 8422). Establishments primarily engaged in the commercial or noncommercial operation of arboreta and botanical and zoological gardens.

Selected Membership Organizations (SIC's 861, 862, 864, 869)

This group includes organizations operating on a membership basis for the promotion of the interests of their members. Also included are organizations which are not operated on a membership basis but which promote the interests of a constituency or group of supporters. This group does not include business establishments operated by membership organizations, such as hotels open to the general public, golf and country clubs, fraternity and sorority houses, and credit unions. Such establishments are classified according to their primary activity.

Establishments of religious organizations operated for worship or for promotion of religious activities, such as churches, convents, and religious schools and missions, are classified in Industry 8661 and are out of scope of the census. Also excluded are Labor unions and similar labor organizations (Industry 8631) and Political organizations (Industry 8651).

Business associations (SIC 861). Membership organizations engaged in promoting business interests of their members, such as better business bureaus, boards of trade, chambers of commerce, industrial standards committees, merchants' associations, real estate boards, and trade associations. Membership organizations formed to carry out a specific business function, such as common marketing of crops or joint advertising, are classified according to the function performed.

Professional membership organizations (SIC 862). Membership organizations of professional persons formed for the advancement of the interests of their profession, such as bar associations, engineering associations, and scientific membership organizations.

Civic, social, and fraternal associations (SIC 864). Membership organizations engaged in civic, social, or fraternal activities, such as alumni associations, citizens' associations, fraternities, scout organizations, singing societies, university clubs, veterans' organizations, youth associations, and consumer education and public advocacy groups (except organizations primarily engaged in research). Bars and restaurants owned and operated by organizations for use by members and guests only are also classified here. Hotels and lodging houses operated by organizations for use by members and their guests only, including fraternity and sorority houses, are classified in Industry 7041. Membership sports and recreation clubs are classified in Industry 7997. Homeowner, tenant, and condominium associations primarily engaged in managing real estate are classified in Real Estate, Industry 6531.

Membership organizations, n.e.c. (SIC 869). Membership organizations, not elsewhere classified, such as athletic regulatory associations, automobile owners' associations, farm bureaus, historical clubs, and humane societies.

Engineering, Accounting, Research, Management, and Related Services (SIC Major Group 87)

This group includes establishments primarily engaged in providing engineering, architectural, and surveying services; accounting, auditing, and bookkeeping services; research, development, and testing services; and management and public relations services.

Engineering services (SIC 8711). Establishments primarily engaged in providing professional engineering services. Establishments primarily providing and supervising their own engineering staff on temporary contract to other firms are included here. Establishments providing engineering but not supervisory, personnel are classified in Industry 7363. Photogrammetric engineering services are classified in Industry 8713.

Architectural services (SIC 8712). Establishments primarily engaged in providing professional architectural services. Landscape architectural services are classified in Agriculture, Industry 0781. Establishments primarily engaged in providing graphic arts and related design services are classified in Industry 7336, and those providing drafting services are classified in Industry 7389.

Surveying services (SIC 8713). Establishments primarily engaged in providing professional land, water, and aerial surveying services.

Accounting, auditing, and bookkeeping services (SIC 8721). Establishments primarily engaged in furnishing accounting, bookkeeping, and related auditing services. These establishments may use data processing and tabulating techniques as part of providing their services. However,

establishments primarily engaged in providing data processing and tabulating services are classified in Industry 7374. Establishments providing income tax return preparation services, without also furnishing accounting, auditing, or bookkeeping services, are classified in Industry 7291.

Commercial physical and biological research (SIC 8731).

Establishments primarily engaged in physical and biological research and development on a contract or fee basis. Noncommercial research establishments (funded by endowments, grants, or contributions) are classified in Industry 8733. Separate establishments of aircraft, guided missile, or spacecraft manufacturers primarily engaged in research and development on these products are classified in Manufacturing, Major Group 37.

For large geographic areas, data are presented for the following subdivisions of this classification:

1. Commercial physical research.
2. Commercial medical and biological research.

Commercial economic, sociological, and educational research (SIC 8732).

Establishments primarily engaged in performing business, marketing, opinion, and other economic, sociological, and educational research on a contract or fee basis. Noncommercial research establishments (funded by endowments, grants, or contributions) are classified in Industry 8733.

Noncommercial research organizations (SIC 8733). Establishments primarily engaged in performing research into and dissemination of information for public health, education, or general welfare. These establishments primarily operate on funds from endowments, contributions, and grants. Establishments which fund such research, although the actual research may be contracted out to other establishments, are also classified here.

Testing laboratories (SIC 8734). Establishments primarily engaged in providing testing services. Establishments performing clinical laboratory testing for the medical profession are classified in Industry 8071.

Management services (SIC 8741). Establishments primarily engaged in furnishing general or specialized management services on a day to day basis and on a contract or fee basis. Establishments classified here do not provide operating staff. Management and operation of a business, where operating staff as well as management is provided, is classified according to the activity of the establishment managed. Construction management services are classified here.

Management consulting services (SIC 8742). Establishments primarily engaged in furnishing operating counsel and assistance to managements of private, nonprofit, and public organizations. These establishments generally perform a variety of activities, such as strategic and organizational planning; financial planning and budgeting; marketing objectives and policies planning; information systems

planning, evaluation, and selection; human resources policies and practices planning; and production scheduling and control planning.

Public relations services (SIC 8743). Establishments primarily engaged in the preparation of materials, written or spoken, which are designed to promote the interests of their clients by attempting to influence the general public or other groups.

Facilities support management services (SIC 8744).

Establishments primarily engaged in furnishing personnel to perform a range of services in support of the operations of other establishments, or those engaged in providing a number of different continuing services, on a contract or fee basis, within other establishments. Establishments which provide management and staff to operate a business are classified according to the type of activity of the business. Establishments primarily providing one specialized service are classified in the specialized industry. Establishments primarily supplying temporary or continuing help (except agricultural) are classified in Industry 7363. Establishments which provide management services only (except agricultural) are classified in Industry 8741. Computer facilities management is classified in Industry 7376.

Business consulting services, n.e.c. (SIC 8748). Establishments primarily engaged in furnishing business consulting services, not elsewhere classified, on a contract or fee basis. Included are agricultural, economic, educational, and systems engineering consultants as well as city planners and testing services (educational or personnel).

Services, Not Elsewhere Classified (SIC Major Group 89)

Establishments primarily providing services, not elsewhere classified, such as artists (excluding commercial and medical artists), authors, scientific consultants (working on their own account), inventors, lecturers, music arrangers, newspaper columnists, radio commentators, song writers, weather forecasters, and writers.

There is evidence that among small employer establishments (for which kind-of-business information is obtained from administrative records), many service establishments are classified incorrectly in this industry because there is insufficient information to determine the correct kind-of-business classification. Therefore, the published data probably overstate the number of establishments and level of activity for this category.

For large geographic areas, data are presented for the following subdivisions of this classification:

1. Scientific and related consulting services, except environmental.
2. Environmental consulting.
3. Authors, composers, and other arts-related services.
4. Other services, n.e.c.

Appendix B. **Sample Report Form and Instructions**

The sample report form and instructions are shown on the following pages.



Appendix C.

Kind-of-Business Titles and Reporting-Form Numbers

[Listed below are service industries kind-of-business titles and their corresponding reporting-form numbers. Requests for copies of any of these forms, including the inquiries used to classify establishments by kind of business, should be directed to the Services Division, Bureau of the Census, Washington, DC 20233]

SIC code	Title	Reporting form CB-	SIC code	Title	Reporting form CB-
70	HOTELS, ROOMING HOUSES, CAMPS, AND OTHER LODGING PLACES		73	BUSINESS SERVICES—Con.	
7011 pt.	Hotels, 25 guestrooms or more	7001	7377	Computer rental and leasing	7307
7011 pt.	Hotels, less than 25 guestrooms	7001	7378	Computer maintenance and repair	7307
7011 pt.	Motels, tourist courts	7001	7379 pt.	Computer consultants	7307
7011 pt.	Motor hotels	7001	7379 pt.	Miscellaneous computer services, n.e.c.	7307
702	Rooming and boarding houses	7002	7381 pt.	Detective agencies and guard services	7308
7032	Sporting and recreational camps	7002	7381 pt.	Armored car services	7308
7033	Recreational vehicle parks and campsites	7002	7382	Security systems services	7308
704	Organization hotels and lodging houses, on membership basis.	7002	7383	News syndicates	7308
			7384 pt.	Photofinishing laboratories, except "one-hour" (mini) labs	7303
			7384 pt.	"One-hour" (mini) photofinishing	7303
72	PERSONAL SERVICES		7389 pt.	Sign painting shops	7308
7211	Power laundries, family and commercial	7201	7389 pt.	Interior designing	7308
7212	Garment pressing, and agents for laundries and drycleaners	7201	7389 pt.	Telephone answering services	7308
7213	Linen supply	7201	7389 pt.	Water softening and conditioning services	7308
7215 pt.	Coin-operated laundries and drycleaning stores	7201	7389 pt.	Packaging and labeling services	7308
7215 pt.	Coin-operated laundry routes	7201	7389 pt.	Trading stamp services	7308
7216	Drycleaning plants, except rug cleaning	7201	7389 pt.	Convention and trade show services	7308
7217	Carpet and upholstery cleaning	7201	7389 pt.	Private mail centers	7308
7218	Industrial launderers	7201	7389 pt.	Miscellaneous business services, n.e.c.	7308
7219	Laundry and garment services, n.e.c.	7201			
722	Photographic studios, portrait	7303	75	AUTOMOTIVE REPAIR, SERVICES, AND PARKING	
723	Beauty shops	7202	7513 pt.	Truck rental, without drivers	7501
724	Barber shops	7202	7513 pt.	Truck leasing, except finance leasing	7501
725	Shoe repair shops and shoeshine parlors	7202	7514	Passenger car rental	7501
726	Funeral service and crematories	7202	7515	Passenger car leasing	7501
7291	Tax return preparation services	7202	7519	Utility trailer and recreational vehicle rental	7501
7299 pt.	Massage parlors, tanning salons, and saunas	7202	7521 pt.	Parking lots	7502
7299 pt.	Diet and weight reducing services	7202	7521 pt.	Parking structures	7502
7299 pt.	Formal wear rental	7202	7532 pt.	Top and body repair shops	7503
7299 pt.	Other personal services, n.e.c.	7202	7532 pt.	Paint shops	7503
73	BUSINESS SERVICES		7533	Automotive exhaust system repair shops	7503
7311	Advertising agencies	7301	7534	Tire retreading and repair shops	7503
7312	Outdoor advertising services	7301	7536	Automotive glass replacement shops	7503
7313 pt.	Radio and television advertising representatives	7301	7537	Automotive transmission repair shops	7503
7313 pt.	Publishers' advertising representatives	7301	7538 pt.	General automotive repair shops, except diesel	7503
7319	Advertising, n.e.c.	7301	7538 pt.	Diesel repair shops	7503
7322	Adjustment and collection services	7302	7539 pt.	Radiator repair	7503
7323	Credit reporting services	7302	7539 pt.	Brake, front end, and wheel alignment	7503
7331 pt.	Mailing list compilers, brokers, and managers	7303	7539 pt.	Carburetor repair shops	7503
7331 pt.	Direct mail advertising services, except mailing list services	7303	7539 pt.	Automotive electrical repair shops	7503
7334 pt.	Blueprinting and photocopying services	7303	7539 pt.	Other automotive repair shops, n.e.c.	7503
7334 pt.	Duplicating services, except printing and photocopying	7303	7542	Carwashes	7503
7335	Commercial photography	7303	7549 pt.	Lubrication shops	7503
7336 pt.	Commercial art	7303	7549 pt.	Towing services	7503
7336 pt.	Graphic arts and related design	7303	7549 pt.	Other automotive services, n.e.c.	7503
7338	Secretarial and court reporting services	7303	76	MISCELLANEOUS REPAIR SERVICES	
7342	Disinfecting and pest control services	7304	7622	Radio and television repair shops	7600
7349	Building cleaning and maintenance services, n.e.c.	7304	7623	Refrigeration and air-conditioning service and repair shops	7600
7352	Medical equipment rental and leasing	7305	7629	Electrical and electronic repair shops, n.e.c.	7600
7353 pt.	Rental and leasing of heavy construction equipment without operators	7305	763	Watch, clock, and jewelry repair	7600
7353 pt.	Rental and leasing of heavy construction equipment with operators	7305	764	Reupholstery and furniture repair	7600
7359 pt.	Equipment rental, except rent-to-own	7305	7692	Welding repair	7600
7359 pt.	Equipment leasing, except finance leasing	7305	7694	Armature rewinding shops	7600
7359 pt.	Rent-to-own	7305	7699 pt.	Farm machinery and equipment repair	7600
7361	Employment agencies	7306	7699 pt.	Lawnmower and other small gasoline engine repair	7600
7363 pt.	Temporary help supply	7306	7699 pt.	Sewer and septic tank cleaning services	7600
7363 pt.	Employee leasing	7306	7699 pt.	Other repair and related services, n.e.c.	7600
7363 pt.	Other help supply services	7306	78	MOTION PICTURES	
7371	Computer programming services	7307	7812 pt.	Motion picture production, except for television	7801
7372	Prepackaged software	7307	7812 pt.	Motion picture and tape production for television	7801
7373	Computer integrated systems	7307	7819	Services allied to motion picture production	7801
7374	Computer processing and data preparation and processing services	7307	7822 pt.	Motion picture film exchanges	7801
7375	Information retrieval services	7307	7822 pt.	Film and tape distribution for television	7801
7376	Computer facilities management services	7307	7822 pt.	Video tape wholesalers	7801
			7829	Services allied to motion picture distribution	7801
			7832	Motion picture theaters, except drive-in	7802
			7833	Drive-in motion picture theaters	7802
			7841	Video tape rental	7803

SIC code	Title	Reporting form CB-	SIC code	Title	Reporting form CB-
79	AMUSEMENT AND RECREATION SERVICES, EXCEPT MOTION PICTURES AND MUSEUMS		81	LEGAL SERVICES	
791	Dance studios, schools, and halls	7903	81 pt.	Offices of lawyers	8100
7922 pt.	Producers of live theatrical productions	7901	81 pt.	Legal aid societies and similar legal services	8100
7922 pt.	Producers of radio and television shows, except tape producers	7901	823, 4, 9	SELECTED EDUCATIONAL SERVICES	
7922 pt.	Artists' and entertainers' managers or agents, concert bureaus, and booking agents	7901		Libraries	8200
7922 pt.	Other theatrical services	7901	823	Data processing schools	8200
7929 pt.	Dance groups and artists	7901	8243	Business and secretarial schools	8200
7929 pt.	Symphony orchestras, opera companies, and chamber music organizations	7901	8244	Vocational schools, n.e.c.	8200
7929 pt.	Other music groups and artists	7901	8249	Schools and educational services, n.e.c.	8200
7929 pt.	Other entertainers and entertainment groups	7901	829		
7933	Bowling centers	7902	83	SOCIAL SERVICES	
7941 pt.	Baseball clubs	7902		Individual and family social services	8300
7941 pt.	Football clubs	7902	832	Job training and vocational rehabilitation services	8300
7941 pt.	Other professional sports clubs	7902	833	Child day care services	8300
7941 pt.	Managers and promoters	7902	835	Residential care	8300
7948 pt.	Auto racetrack operation	7902	836	Social services, n.e.c.	8300
7948 pt.	Horse racetrack operation	7902	839		
7948 pt.	Dog racetrack operation	7902	84	MUSEUMS, ART GALLERIES, AND BOTANICAL AND ZOOLOGICAL GARDENS	
7948 pt.	Racing stables and racing, n.e.c.	7902		Museums and art galleries	8400
7991 pt.	Physical fitness centers, except gymnasiums and athletic clubs	7903	8412	Arboreta and botanical or zoological gardens	8400
7991 pt.	Gymnasiums and athletic clubs	7903	8422		
7992	Public golf courses	7903	86	SELECTED MEMBERSHIP ORGANIZATIONS	
7993	Coin-operated amusement devices	7903		Business associations	8600
7996	Amusement parks	7902	861	Professional membership organizations	8600
7997	Membership sports and recreation clubs	7903	862	Civic, social, and fraternal associations	8600
7999 pt.	Concession operators of amusement devices and rides	7903	864	Membership organizations, n.e.c.	8600
7999 pt.	Carnivals and circuses	7903	869		
7999 pt.	Fairs	7903	87	ENGINEERING, ACCOUNTING, RESEARCH, MANAGEMENT, AND RELATED SERVICES	
7999 pt.	Roller skating rinks	7903		Engineering services	8701
7999 pt.	Ice skating rinks	7903	8711	Architectural services	8701
7999 pt.	Other amusement and recreation services, n.e.c.	7903	8712	Surveying services	8701
			8713	Accounting, auditing, and bookkeeping services	8702
80	HEALTH SERVICES		8721	Commercial physical research	8703
801 pt.	Offices of doctors of medicine	8001	8731 pt.	Commercial medical and biological research	8703
801 pt.	General medical clinics	8001	8732	Commercial economic, sociological, and educational research	8703
802 pt.	Offices of dentists	8002	8733	Noncommercial research organizations	8703
802 pt.	Dental clinics	8002	8734	Testing laboratories	8703
803 pt.	Offices of osteopathic physicians	8001	8741	Management services	8704
803 pt.	Osteopathic clinics	8001		Management consulting services	8704
8041	Offices and clinics of chiropractors	8001	8742	Public relations services	8704
8042	Offices and clinics of optometrists	8001	8743	Facilities support management services	8704
8043	Offices and clinics of podiatrists	8001	8744	Business consulting services, n.e.c.	8704
8049	Offices and clinics of health practitioners, n.e.c.	8001	8748		
8051	Skilled nursing care facilities	8003	89	SERVICES, N.E.C.	
8052	Intermediate care facilities	8003		Scientific and related consulting services, except environmental	8900
8059	Nursing and personal care facilities, n.e.c.	8003	8999 pt.	Environmental consulting	8900
8062	General medical and surgical hospitals	8004	8999 pt.	Authors, composers, and other arts-related services	8900
8063	Psychiatric hospitals	8004	8999 pt.	Other services, n.e.c.	8900
8069	Specialty hospitals, except psychiatric	8004			
8071	Medical laboratories	8005			
8072	Dental laboratories	8005			
8082	Home health care services	8006			
8092	Kidney dialysis centers	8006			
8093	Specialty outpatient facilities, n.e.c.	8006			
8099	Health and allied services, n.e.c.	8006			

Appendix D. Metropolitan Areas

(Titles and definitions shown for MSA's, CMSA's, and PMSA's are those established by the Office of Management and Budget, as of June 30, 1993)

ILLINOIS

Bloomington-Normal, IL MSA

McLean County, IL

Champaign-Urbana, IL MSA

Champaign County, IL

Chicago, IL PMSA—see Chicago-Gary-Kenosha, IL-IN-WI CMSA

Chicago-Gary-Kenosha, IL-IN-WI CMSA

Chicago, IL PMSA

Cook County, IL

DeKalb County, IL

DuPage County, IL

Grundy County, IL

Kane County, IL

Kendall County, IL

Lake County, IL

McHenry County, IL

Will County, IL

Gary, IN PMSA

Lake County, IN

Porter County, IN

Kankakee, IL PMSA

Kankakee County, IL

Kenosha, WI PMSA

Kenosha County, WI

Davenport-Moline-Rock Island, IA-IL MSA

Henry County, IL

Rock Island County, IL

Scott County, IA

Decatur, IL MSA

Macon County, IL

Kankakee, IL PMSA—see Chicago-Gary-Kenosha, IL-IN-WI CMSA

Peoria-Pekin, IL MSA

Peoria County, IL

Tazewell County, IL

Woodford County, IL

Rockford, IL MSA

Boone County, IL

Ogle County, IL

Winnebago County, IL

St. Louis, MO-IL MSA

Clinton County, IL

Jersey County, IL

Madison County, IL

Monroe County, IL

St. Clair County, IL

Franklin County, MO

Jefferson County, MO

Lincoln County, MO

St. Charles County, MO

St. Louis County, MO

Warren County, MO

St. Louis city, MO

Springfield, IL MSA

Menard County, IL

Sangamon County, IL

Appendix E.

Percent of Receipts/Revenue Based on Administrative Records and Estimation for the State: 1992

Table E-1. Firms Subject to Federal Income Tax

[Includes only establishments with payroll. For meaning of abbreviations and symbols, and for more information on reliability of data, see introductory text. For explanation of terms and comparability of 1987 and 1992 censuses, see appendix A]

SIC code	Kind of business or operation	Percent of receipts —		SIC code	Kind of business or operation	Percent of receipts —	
		From administrative records ¹	Estimated ²			From administrative records ¹	Estimated ²
	Total	17.4	8.2	73	Business services—Con.		
70 ex. 704	Hotels, rooming houses, camps, and other lodging places (except membership lodging)	3.4	8.8	736	Personnel supply services	9.1	10.1
	Hotels and motels	3.0	8.7	7361	Employment agencies	31.5	16.7
7011	Hotels	2.0	8.8	7363	Help supply services	4.6	8.8
7011 pt.	Hotels, 25 guestrooms or more	1.8	8.8	7363 pt.	Temporary help supply	6.1	5.8
7011 pt.	Hotels, less than 25 guestrooms	23.4	12.1	7363 pt.	Help supply, except temporary	2.5	12.8
7011 pt.	Motels, motor hotels, and tourist courts	9.6	7.8	737	Computer programming, data processing, and other computer related services	5.3	6.1
7011 pt.	Motels, tourist courts	12.6	9.3	7371, 2, 3	Computer programming, prepackaged software, and integrated systems	4.5	4.1
7011 pt.	Motor hotels	3.3	4.8	7371	Computer programming services	8.3	6.3
702, 3	Other lodging places	24.1	15.7	7372	Prepackaged software	2.6	2.4
702	Rooming and boarding houses	16.5	6.5	7373	Computer integrated systems	1.7	3.1
703	Camps and recreational vehicle parks	29.3	22.0	7374, 5, 6	Data processing services	5.4	8.6
72	Personal services	27.4	7.7	7374, 5	Computer processing, information retrieval	5.4	9.1
	Laundry, cleaning, and garment services	25.2	8.0	7376	Computer facilities management services	4.6	1.0
721	Power laundries, family and commercial*	29.6	24.0	7377, 8, 9	Computer rental and leasing, maintenance, and related services, n.e.c.	6.9	7.7
7211	Linen supply*	16.5	6.2	7377	Computer rental and leasing	2.5	5.3
7213	Coin-operated laundries and drycleaning	30.4	5.1	7378	Computer maintenance and repair	6.8	5.8
7215	Drycleaning plants, except rug cleaning*	34.3	9.4	7379	Computer related services, n.e.c.	11.9	12.2
7216	Carpet and upholstery cleaning	32.7	8.2	738	Miscellaneous business services	19.8	9.0
7217	Industrial launderers*	4.3	6.3	7381, 2	Detective agencies and protective services	13.6	12.9
7218	Other laundry, cleaning, and garment services*	54.3	7.3	7381	Detective, guard, and armored car services	12.3	14.5
7212, 9	Garment pressing, and agents for laundries and drycleaners	68.2	6.4	7382	Security systems services	17.9	7.7
7212	Laundry and garment services, n.e.c.*	39.6	8.2	7383	News syndicates9	4.5
7219	Photographic studios, portrait	27.7	7.7	7384	Photofinishing laboratories*	15.4	5.8
722	Beauty and barber shops	31.2	6.0	7389 pt.	Business services, n.e.c.	22.3	8.3
723, 4	Beauty shops	31.2	6.0	7389 pt.	Sign painting shops	31.0	8.4
723	Barber shops	29.7	7.6	7389 pt.	Interior designing	48.2	9.0
724	Shoe repair shops and shoeshine parlors	34.3	9.6	75	Telephone answering services	24.1	8.1
725	Funeral service and crematories	31.6	7.4	751	Other business services	20.7	8.2
726	Miscellaneous personal services	20.6	10.4	7513	Automotive repair, services, and parking	18.1	7.7
729	Tax return preparation services	26.9	12.2	7514, 5	Automotive rental and leasing, without drivers	1.2	6.4
7299	Miscellaneous personal services, n.e.c.	19.1	10.0	7514	Truck rental and leasing, without drivers	2.7	12.0
73	Business services	12.6	8.8	7515	Passenger car rental and leasing6	4.4
	Advertising	7.9	6.5	7519	Passenger car rental	1.1	9.1
731	Advertising agencies	7.4	5.9	752	Passenger car leasing3	1.3
7311	Outdoor advertising services	11.1	5.5	753	Utility trailer and recreational vehicle rental	5.3	11.6
7312	Radio, television, publishers' advertising representatives	8.4	14.2	7532	Automobile parking	3.6	11.8
7313	Advertising, n.e.c.	9.0	4.4	7532 pt.	Automotive repair shops	28.4	7.3
7319	Consumer credit reporting agencies, mercantile reporting agencies, and adjustment and collection agencies	11.6	10.0	7532 pt.	Top, body, and upholstery repair shops and paint shops	27.9	3.2
732	Adjustment and collection services	21.9	12.0	7538	Top and body repair shops	27.6	3.1
7322	Credit reporting services	1.0	7.9	7538 pt.	Paint shops	36.6	5.2
7323	Mailing, reproduction, commercial art and photography, and stenographic services	21.3	13.6	7538 pt.	General automotive repair shops	33.8	8.5
7331	Direct mail advertising services	8.5	20.0	7538 pt.	General automotive repair shops, except diesel	36.2	7.7
7334	Photocopying and duplicating services	17.8	27.2	7539 pt.	Diesel repair shops	18.5	13.1
7335, 6	Commercial photography, art, and graphics	29.8	6.2	7533, 4, 6,	Other automotive repair shops	20.6	11.6
7335	Commercial photography	27.7	7.9	7, 9	Automotive exhaust system repair shops	19.4	5.3
7336	Commercial art and graphic design	30.5	5.6	7533	Tire retreading and repair shops	18.8	42.2
7338	Secretarial and court reporting services	29.7	9.2	7534	Automotive glass replacement shops	13.2	19.6
734	Services to dwellings and other buildings	26.5	10.2	7536	Automotive transmission repair shops	21.5	9.5
7342	Disinfecting and pest control services	23.9	11.7	7537	Automotive repair shops, n.e.c.	27.0	5.4
7349	Building cleaning and maintenance services, n.e.c.	26.8	10.1	7539 pt.	Radiator repair	24.4	5.0
735	Miscellaneous equipment rental and leasing	13.1	14.1	7539 pt.	Brake, front end, and wheel alignment	22.6	6.9
7352	Medical equipment rental and leasing	5.0	20.7	754	Automotive electrical and fuel system services	31.8	4.4
7353	Heavy construction equipment rental and leasing	15.3	5.9	7542	Other automotive repair shops, n.e.c.	32.4	4.4
7359	Equipment rental and leasing, n.e.c.	14.5	14.2	7549	Automotive services, except repair	31.1	12.6
					Carwashes	40.5	9.3
					Automotive services, except repair and carwashes	24.6	14.8

See footnotes at end of table.

Table E-1. Firms Subject to Federal Income Tax – Con.

[Includes only establishments with payroll. For meaning of abbreviations and symbols, and for more information on reliability of data, see introductory text. For explanation of terms and comparability of 1987 and 1992 censuses, see appendix A]

SIC code	Kind of business or operation	Percent of receipts –		SIC code	Kind of business or operation	Percent of receipts –	
		From administrative records ¹	Estimated ²			From administrative records ¹	Estimated ²
76	Miscellaneous repair services -----	26.1	8.1	80	Health services -----	23.7	7.4
762	Electrical repair shops -----	20.9	7.2	801	Offices and clinics of doctors of medicine -----	27.9	8.8
7622	Radio and television repair shops -----	32.6	4.6	8011 pt.	Offices of doctors of medicine -----	29.1	8.0
7623, 9	Other electrical and electronic repair shops -----	18.4	7.7	8011 pt.	General medical clinics -----	6.2	22.9
7623	Refrigeration and air-conditioning service and repair shops -----	14.5	6.6	802	Offices and clinics of dentists -----	39.0	4.0
7629	Electrical and electronic repair shops, n.e.c. ---	20.2	8.2	803	Offices and clinics of doctors of osteopathy -----	34.7	7.8
763	Watch, clock, and jewelry repair -----	59.3	10.6	804	Offices and clinics of other health practitioners ----	38.0	6.1
764	Reupholstery and furniture repair -----	43.9	4.9	8041	Offices and clinics of chiropractors -----	45.4	5.8
				8042	Offices and clinics of optometrists -----	33.6	6.2
769	Miscellaneous repair and related services -----	27.9	8.8	8043	Offices and clinics of podiatrists -----	42.0	7.1
7692	Welding repair -----	37.1	10.7	8049	Offices and clinics of health practitioners, n.e.c. --	33.3	5.8
7694	Armature rewinding shops -----	23.1	13.2	805	Nursing and personal care facilities -----	5.4	4.1
7699	Repair shops and related services, n.e.c. -----	27.7	8.0	8051	Skilled nursing care facilities -----	5.9	4.4
				8052	Intermediate care facilities -----	1.6	3.3
				8059	Nursing and personal care facilities, n.e.c. -----	16.0	2.7
				806	Hospitals -----	1.8	2.4
				8062	General medical and surgical hospitals -----	—	—
78, 79, 84	Amusement and recreation services, including motion pictures and museums -----	10.6	7.4	8063, 9	Specialty hospitals -----	4.9	6.4
781, 2	Motion picture production, distribution, and services --	1.3	3.6	807, 8, 9	Other health services -----	13.8	11.9
				807	Medical and dental laboratories -----	16.0	18.9
783	Motion picture theaters -----	1.1	2.9	8071	Medical laboratories -----	12.1	22.3
7832	Motion picture theaters, except drive-in -----	1.1	3.0	8072	Dental laboratories -----	32.6	4.2
7833	Drive-in motion picture theaters -----	1.4	.8	808	Home health care services -----	6.3	8.8
				809	Miscellaneous health and allied services, n.e.c. ---	21.3	7.4
				8092	Kidney dialysis centers -----	8.3	.3
				8093	Specialty outpatient facilities, n.e.c. -----	24.1	6.6
				8099	Health and allied services, n.e.c. -----	23.8	12.6
				81	Legal services -----	24.2	4.8
784	Video tape rental -----	21.1	8.5	823, 4, 9	Selected educational services -----	22.3	13.2
				823	Libraries -----	10.5	89.5
792	Theatrical producers (except motion picture), bands, orchestras, and entertainers -----	11.4	7.0	824	Vocational schools -----	13.6	11.7
7922	Theatrical producers (except motion picture) and miscellaneous theatrical services -----	11.5	7.4	829	Schools and educational services, n.e.c. -----	31.9	14.5
7929	Bands, orchestras, actors, and other entertainers and entertainment groups -----	11.4	6.4	83	Social services -----	21.8	13.3
				835	Child day care services -----	16.7	11.2
793	Bowling centers -----	32.4	10.4	832, 3, 6, 9	Other social services -----	25.7	14.9
				87 ex. 8733	Engineering, accounting, research, management, and related services (except noncommercial research organizations) -----	14.5	10.2
79 ex. 792, 3; 84	Commercial sports and other amusement and recreation services, including museums -----	15.5	10.7	871	Engineering, architectural, and surveying services --	15.5	7.6
794	Commercial sports -----	2.5	19.3	8711	Engineering services -----	13.8	7.0
7941	Professional sports clubs, managers, promoters -----	1.9	5.8	8712	Architectural services -----	21.7	10.4
7948	Racing, including track operation -----	3.2	32.8	8713	Surveying services -----	18.6	6.4
79 ex. 792, 3, 4; 84	Other amusement and recreation services, including museums -----	19.7	7.9	872	Accounting, auditing, and bookkeeping services ----	17.4	6.3
791	Dance studios, schools, and halls -----	25.9	18.7	873 ex. 8733	Research, development, and testing services (except noncommercial research organizations) ---	7.1	10.5
7991	Physical fitness facilities -----	16.3	5.8	8731	Commercial physical and biological research -----	4.5	7.0
7992	Public golf courses -----	24.8	9.1	8732	Commercial economic, sociological, and educational research -----	8.7	13.1
7993	Coin-operated amusement devices -----	27.7	5.9	8734	Testing laboratories -----	5.7	7.7
7996	Amusement parks -----	.6	.7	874	Management and public relations services -----	14.0	14.6
7997	Membership sports and recreation clubs -----	31.9	15.2	8741	Management services -----	8.9	12.8
7999, 84	Amusement and recreation services, including museums, n.e.c. -----	17.1	6.9	8742	Management consulting services -----	14.1	16.5
7999 pt.	Concession operators of amusement devices and rides -----	65.7	8.3	8743	Public relations services -----	26.6	12.3
7999 pt., 84	Carnivals, circuses, and fairs -----	21.0	6.9	8744	Facilities support management services -----	4.5	—
	Other recreation and amusements, including museums -----	16.4	6.9	8748	Business consulting services, n.e.c. -----	37.3	14.7
				89	Services, n.e.c. -----	22.5	19.4

¹Includes receipts information obtained from administrative records of other Federal agencies.

²Includes receipts information which was imputed based on historic company ratios or administrative records or on industry averages.

Table E-2. Firms Exempt From Federal Income Tax

[Includes only establishments with payroll. For meaning of abbreviations and symbols, and for more information on reliability of data, see introductory text. For explanation of terms and comparability of 1987 and 1992 censuses, see appendix A]

SIC code	Kind of business or operation	Percent of revenue —		SIC code	Kind of business or operation	Percent of revenue —	
		From administrative records ¹	Estimated ²			From administrative records ¹	Estimated ²
	Total	4.7	4.5	823, 4, 9	Selected educational services	25.4	16.1
7032, 704	Camps and membership lodging	26.8	19.4	83	Social services	11.4	16.6
792, 7991 pt., 7997, 7999 pt., 84	Selected amusement, recreation, and related services	8.6	3.7	835	Child day care services	5.7	19.0
8011 pt.; 8021 pt.; 805, 6, 8, 9	Selected health services	1.8	.8	832, 3, 6, 9	Other social services	11.7	16.4
8011 pt., 8021 pt., 805	Clinics of doctors of medicine and dentists	1.1	4.5	832	Individual and family social services	12.7	19.5
806	Hospitals	1.6	.1	833	Job training and vocational rehabilitation services	14.8	19.3
8062	General medical and surgical hospitals	1.7	—	836	Residential care	7.1	10.1
8063, 9	Specialty hospitals	—	1.9	839	Social services, n.e.c.	12.5	16.0
808, 9	Other health services	6.0	6.9	861, 2, 4, 9	Selected membership organizations	12.8	13.4
8111 pt.	Legal aid societies and similar legal services8	9.9	861	Business associations	8.4	14.2
				864	Civic, social, and fraternal associations	22.8	18.7
				862, 9	Other membership organizations	11.7	9.5
				873, 4 ex.	Research, testing, and consulting services, except facilities support management services	2.5	2.6
				8744			
				873	Research, development, and testing services	1.3	2.2
				874 ex.	Management and public relations services, except facilities support management services	19.7	7.5
				8744			

¹Includes revenue information obtained from administrative records of other Federal agencies.

²Includes revenue information which was imputed based on historic company ratios or administrative records or on industry averages.

Appendix F. Geographic Notes

ILLINOIS

Algonquin is in Kane and McHenry Counties.

Aurora is in DuPage and Kane Counties.

Barrington is in Cook and Lake Counties.

Barrington Hills is in Cook, Kane, Lake, and McHenry Counties.

Bartlett is in Cook, DuPage, and Kane Counties; it annexed into Kane County in June 1988.

Batavia is in DuPage and Kane Counties.

Beach Park was incorporated in March 1988.

Bedford Park does not qualify as a "place" for the economic census based on its 1990 population; however, because of its dense concentration of economic activity, Bedford Park is included.

Bensenville is in Cook and DuPage Counties.

Bolingbrook is in DuPage and Will Counties.

Buffalo Grove is in Cook and Lake Counties.

Burr Ridge is in Cook and DuPage Counties.

Casey is in Clark and Cumberland Counties.

Centralia is in Clinton, Marion, and Washington Counties; it annexed into Washington County in October 1991.

Channahon is in Grundy and Will Counties; it annexed into Grundy County in November 1984, but this change was not submitted to the Bureau of the Census until November 1987.

Chicago is in Cook and DuPage Counties.

Coal City is in Grundy and Will Counties; it annexed into Will County in February 1991.

Coal Valley is in Henry and Rock Island Counties.

Collinsville is in Madison and St. Clair Counties.

Deerfield is in Cook and Lake Counties.

Dwight is in Grundy and Livingston Counties.

East Dundee is in Cook and Kane Counties.

Elgin is in Cook and Kane Counties.

Elk Grove Village is in Cook and DuPage Counties.

Ford Heights name was changed from East Chicago Heights in March 1987.

Fox Lake is in Lake and McHenry Counties.

Fox River Grove is in Lake and McHenry Counties; it annexed into Lake County in April 1991.

Godfrey was incorporated in April 1991.

Hanover Park is in Cook and DuPage Counties.

Hinsdale is in Cook and DuPage Counties.

Hoffman Estates is in Cook and Kane Counties.

Island Lake is in Lake and McHenry Counties.

Lemont is in Cook, DuPage, and Will Counties; it annexed into DuPage County in September 1989 and annexed into Will County in September 1991.

Madison is in Madison and St. Clair Counties.

Minooka is in Grundy and Will Counties.

Montgomery is in Kane and Kendall Counties.

Naperville is in DuPage and Will Counties.

New Baden is in Clinton and St. Clair Counties.

Oak Brook is in Cook and DuPage Counties.

Park Forest is in Cook and Will Counties.

Pekin is in Peoria and Tazewell Counties.

Peoria Heights is in Peoria, Tazewell, and Woodford Counties.

Roselle is in Cook and DuPage Counties.

St. Charles is in DuPage and Kane Counties.

Sandwich is in DeKalb and Kendall Counties.

Sauk Village is in Cook and Will Counties.

Schaumburg is in Cook and DuPage Counties.

Steger is in Cook and Will Counties.

Streator is in La Salle and Livingston Counties.

Tinley Park is in Cook and Will Counties.

University Park is in Cook and Will Counties.

Virden is in Macoupin and Sangamon Counties.

Wheeling is in Cook and Lake Counties.

Willow Springs is only in Cook County; an annexation into DuPage County in 1981 was ruled null and void in July 1982, but this information was not submitted to the Bureau of the Census until April 1992.

Woodridge is in DuPage and Will Counties; it annexed into Will County in December 1989.

Appendix G.

Establishments in Business Any Time During Year and Establishments in Business at End of Year for the State: 1992 and 1987

Table G-1. **Firms Subject to Federal Income Tax**

[Includes only establishments with payroll. For meaning of abbreviations and symbols, see introductory text. For explanation of terms and comparability of 1987 and 1992 censuses, see appendix A]

SIC code	Kind of business or operation	Establishments in business —			
		Any time during year		At end of year	
		1992	1987	1992	1987
	Total	79 791	70 738	74 201	66 418
70 ex. 704	Hotels, rooming houses, camps, and other lodging places (except membership lodging)	1 220	1 149	1 106	1 054
	Hotels and motels	1 058	1 000	961	917
7011	Hotels	511	406	461	376
7011 pt.	Hotels, 25 guestrooms or more	433	324	393	301
7011 pt.	Hotels, less than 25 guestrooms	78	82	68	75
7011 pt.	Motels, motor hotels, and tourist courts	547	594	500	541
7011 pt.	Motels, tourist courts	449	503	408	464
7011 pt.	Motor hotels	98	91	92	77
702, 3	Other lodging places	162	149	145	137
702	Rooming and boarding houses	65	50	57	47
703	Camps and recreational vehicle parks	97	99	88	90
72	Personal services	8 805	8 343	8 083	7 721
721	Laundry, cleaning, and garment services	2 670	2 458	2 459	2 287
7211	Power laundries, family and commercial*	83	85	77	82
7213	Linen supply*	65	57	60	52
7215	Coin-operated laundries and drycleaning	720	687	656	631
7216	Drycleaning plants, except rug cleaning*	1 043	963	965	907
7217	Carpet and upholstery cleaning	348	265	321	244
7218	Industrial launderers*	66	51	63	50
7212, 9	Other laundry, cleaning, and garment services*	345	350	317	321
722	Photographic studios, portrait	523	429	487	405
723, 4	Beauty and barber shops	3 589	3 516	3 285	3 247
723	Beauty shops	3 437	3 346	3 145	3 093
724	Barber shops	152	170	140	154
725	Shoe repair shops and shoeshine parlors	96	108	81	100
726	Funeral service and crematories	848	852	819	818
729	Miscellaneous personal services	1 079	980	952	864
7291	Tax return preparation services	286	297	253	256
7299	Miscellaneous personal services, n.e.c.	793	683	699	608
73	Business services	15 264	12 121	14 054	11 399
731	Advertising	1 201	1 031	1 130	994
7311	Advertising agencies	868	711	822	684
7312	Outdoor advertising services	73	63	66	58
7313	Radio, television, publishers' advertising representatives	152	142	143	141
7319	Advertising, n.e.c.	108	115	99	111
732	Consumer credit reporting agencies, mercantile reporting agencies, and adjustment and collection agencies	335	326	314	307
7322	Adjustment and collection services	266	243	245	230
7323	Credit reporting services	69	83	69	77
733	Mailing, reproduction, commercial art and photography, and stenographic services	2 066	1 765	1 923	1 670
7331	Direct mail advertising services	260	236	244	224
7334	Photocopying and duplicating services	207	222	187	211
7335, 6	Commercial photography, art, and graphics	1 250	1 045	1 169	1 002
7335	Commercial photography	310	290	292	276
7336	Commercial art and graphic design	940	755	877	726
7338	Secretarial and court reporting services	349	262	323	233
734	Services to dwellings and other buildings	2 587	2 064	2 347	1 905
7342	Disinfecting and pest control services	325	307	308	292
7349	Building cleaning and maintenance services, n.e.c.	2 262	1 757	2 039	1 613
735	Miscellaneous equipment rental and leasing	933	905	875	849
7352	Medical equipment rental and leasing	125	97	124	92
7353	Heavy construction equipment rental and leasing	134	142	126	127
7359	Equipment rental and leasing, n.e.c.	674	666	625	630
736	Personnel supply services	1 671	1 182	1 512	1 113
7361	Employment agencies	769	622	671	585
7363	Help supply services	902	560	841	528

See footnotes at end of table.

Table G-1. Firms Subject to Federal Income Tax — Con.

[Includes only establishments with payroll. For meaning of abbreviations and symbols, see introductory text. For explanation of terms and comparability of 1987 and 1992 censuses, see appendix A]

SIC code	Kind of business or operation	Establishments in business —			
		Any time during year		At end of year	
		1992	1987	1992	1987
73	Business services — Con.				
737	Computer programming, data processing, and other computer related services -----	3 050	1 961	2 846	1 851
7371, 2, 3	Computer programming, prepackaged software, and integrated systems -----	1 811	991	1 702	950
7371	Computer programming services -----	1 289	685	1 220	655
7372	Prepackaged software -----	315	177	297	170
7373	Computer integrated systems -----	207	129	185	125
7374, 5, 6	Data processing services -----	461	481	436	449
7374, 5	Computer processing, information retrieval -----	434	442	409	412
7376	Computer facilities management services -----	27	39	27	37
7377, 8, 9	Computer rental and leasing, maintenance, and related services, n.e.c. -----	778	489	708	452
7377	Computer rental and leasing -----	58	61	55	56
7378	Computer maintenance and repair -----	210	164	188	151
7379	Computer related services, n.e.c. -----	510	264	465	245
738	Miscellaneous business services -----	3 421	2 887	3 107	2 710
7381, 2	Detective agencies and protective services -----	573	536	524	495
7381	Detective, guard, and armored car services -----	454	443	417	408
7382	Security systems services -----	119	93	107	87
7383	News syndicates -----	33	37	30	36
7384	Photofinishing laboratories* -----	275	242	248	232
7389	Business services, n.e.c. -----	2 540	2 072	2 305	1 947
7389 pt.	Sign painting shops -----	134	117	122	114
7389 pt.	Interior designing -----	335	232	306	218
7389 pt.	Telephone answering services -----	147	148	132	136
7389 pt.	Other business services -----	1 924	1 575	1 745	1 479
75	Automotive repair, services, and parking -----	7 733	6 500	7 126	6 047
751	Automotive rental and leasing, without drivers -----	441	445	407	430
7513	Truck rental and leasing, without drivers -----	203	193	191	189
7514, 5	Passenger car rental and leasing -----	223	240	203	229
7519	Utility trailer and recreational vehicle rental -----	15	12	13	12
752	Automobile parking -----	438	407	408	382
753	Automotive repair shops -----	5 654	4 887	5 218	4 547
7532	Top, body, and upholstery repair shops and paint shops -----	1 788	1 551	1 669	1 456
7532 pt.	Top and body repair shops -----	1 691	1 484	1 579	1 393
7532 pt.	Paint shops -----	97	67	90	63
7538	General automotive repair shops -----	2 647	2 282	2 431	2 118
7538 pt.	General automotive repair shops, except diesel -----	2 398	2 122	2 204	1 969
7538 pt.	Diesel repair shops -----	249	160	227	149
7533, 4, 6, 7, 9	Other automotive repair shops -----	1 219	1 054	1 118	973
7533	Automotive exhaust system repair shops -----	358	282	340	266
7534	Tire retreading and repair shops -----	67	56	62	50
7536	Automotive glass replacement shops -----	188	127	173	117
7537	Automotive transmission repair shops -----	241	248	218	229
7539	Automotive repair shops, n.e.c. -----	365	341	325	311
7539 pt.	Radiator repair -----	106	123	98	112
7539 pt.	Brake, front end, and wheel alignment -----	119	116	109	107
7539 pt.	Automotive electrical and fuel system services -----	95	65	82	60
7539 pt.	Other automotive repair shops, n.e.c. -----	45	37	36	32
754	Automotive services, except repair -----	1 200	761	1 093	688
7542	Carwashes -----	631	418	570	358
7549	Automotive services, except repair and carwashes -----	569	343	523	330
76	Miscellaneous repair services -----	3 164	2 720	2 930	2 563
762	Electrical repair shops -----	947	771	867	734
7622	Radio and television repair shops -----	269	273	231	257
7623, 9	Other electrical and electronic repair shops -----	678	498	636	477
7623	Refrigeration and air-conditioning service and repair shops -----	128	120	122	116
7629	Electrical and electronic repair shops, n.e.c. -----	550	378	514	361
763	Watch, clock, and jewelry repair -----	88	85	76	79
764	Reupholstery and furniture repair -----	291	265	270	254
769	Miscellaneous repair and related services -----	1 838	1 599	1 717	1 496
7692	Welding repair -----	217	224	199	204
7694	Armature rewinding shops -----	103	118	100	112
7699	Repair shops and related services, n.e.c. -----	1 518	1 257	1 418	1 180
78, 79, 84	Amusement and recreation services, including motion pictures and museums -----	4 672	4 022	4 279	3 737
781, 2	Motion picture production, distribution, and services -----	481	408	452	380
783	Motion picture theaters -----	274	307	266	288
7832	Motion picture theaters, except drive-in -----	256	282	248	263
7833	Drive-in motion picture theaters -----	18	25	18	25
784	Video tape rental -----	1 057	740	938	677
792	Theatrical producers (except motion picture), bands, orchestras, and entertainers -----	364	284	332	258
7922	Theatrical producers (except motion picture) and miscellaneous theatrical services -----	165	127	149	107
7929	Bands, orchestras, actors, and other entertainers and entertainment groups -----	199	157	183	151
793	Bowling centers -----	392	440	362	415

See footnotes at end of table.

G-2 APPENDIX G

SERVICE INDUSTRIES—GEOGRAPHIC AREA SERIES

Table G-1. Firms Subject to Federal Income Tax – Con.

[Includes only establishments with payroll. For meaning of abbreviations and symbols, see introductory text. For explanation of terms and comparability of 1987 and 1992 censuses, see appendix A]

SIC code	Kind of business or operation	Establishments in business –			
		Any time during year		At end of year	
		1992	1987	1992	1987
78, 79, 84	Amusement and recreation services, including motion pictures and museums—Con.				
79 ex. 792, 3, 84	Commercial sports and other amusement and recreation services, including museums	2 104	1 843	1 929	1 719
794	Commercial sports	171	150	153	141
7941	Professional sports clubs, managers, promoters	47	35	43	34
7948	Racing, including track operation	124	115	110	107
79 ex. 792, 3, 4; 84	Other amusement and recreation services, including museums	1 933	1 693	1 776	1 578
791	Dance studios, schools, and halls	159	137	151	124
7991	Physical fitness facilities	378	413	330	378
7992	Public golf courses	137	109	132	106
7993	Coin-operated amusement devices	238	211	212	200
7996	Amusement parks	27	13	26	13
7997	Membership sports and recreation clubs	280	293	259	279
7999, 84	Amusement and recreation services, including museums, n.e.c.	714	517	666	478
80	Health services	18 703	17 576	17 784	16 738
801	Offices and clinics of doctors of medicine	8 424	8 651	7 984	8 191
8011 pt.	Offices of doctors of medicine	8 235	8 424	7 814	8 009
8011 pt.	General medical clinics	189	227	170	182
802	Offices and clinics of dentists	5 156	4 771	4 967	4 609
803	Offices and clinics of doctors of osteopathy	173	122	168	117
804	Offices and clinics of other health practitioners	2 907	2 202	2 740	2 098
8041	Offices and clinics of chiropractors	1 068	798	997	762
8042	Offices and clinics of optometrists	698	632	663	604
8043	Offices and clinics of podiatrists	419	377	398	360
8049	Offices and clinics of health practitioners, n.e.c.	722	395	682	372
805	Nursing and personal care facilities	663	588	636	561
8051	Skilled nursing care facilities	410	429	392	416
8052	Intermediate care facilities	218	106	213	98
8059	Nursing and personal care facilities, n.e.c.	35	53	31	47
806	Hospitals	28	24	28	24
807, 8, 9	Other health services	1 352	1 218	1 261	1 138
807	Medical and dental laboratories	638	626	603	588
8071	Medical laboratories	310	280	283	259
8072	Dental laboratories	328	346	320	329
808	Home health care services	292	200	269	190
809	Miscellaneous health and allied services, n.e.c.	422	392	389	360
8092	Kidney dialysis centers	38	25	38	25
8093	Specialty outpatient facilities, n.e.c.	233	208	217	189
8099	Health and allied services, n.e.c.	151	159	134	146
81	Legal services	6 845	6 483	6 441	6 073
823, 4, 9	Selected educational services	613	443	557	413
823	Libraries	17	8	16	8
824	Vocational schools	189	166	175	152
829	Schools and educational services, n.e.c.	407	269	366	253
83	Social services	1 613	1 222	1 470	1 141
835	Child day care services	1 056	846	970	793
832, 3, 6, 9	Other social services	557	376	500	348
87 ex. 8733	Engineering, accounting, research, management, and related services (except noncommercial research organizations)	10 582	9 145	9 849	8 622
871	Engineering, architectural, and surveying services	2 687	2 368	2 556	2 256
8711	Engineering services	1 597	1 359	1 521	1 304
8712	Architectural services	864	780	822	741
8713	Surveying services	226	229	213	211
872	Accounting, auditing, and bookkeeping services	3 461	2 942	3 223	2 778
873 ex. 8733	Research, development, and testing services (except noncommercial research organizations)	594	592	543	551
8731	Commercial physical and biological research	88	130	78	119
8732	Commercial economic, sociological, and educational research	339	333	305	311
8734	Testing laboratories	167	129	160	121
874	Management and public relations services	3 840	3 243	3 527	3 037
8741	Management services	931	860	845	812
8742	Management consulting services	2 013	1 600	1 852	1 493
8743	Public relations services	271	258	249	246
8744	Facilities support management services	20	19	20	18
8748	Business consulting services, n.e.c.	605	506	561	468
89	Services, n.e.c.	577	1 014	522	910

Table G-2. Firms Exempt From Federal Income Tax

[Includes only establishments with payroll. For meaning of abbreviations and symbols, see introductory text. For explanation of terms and comparability of 1987 and 1992 censuses, see appendix A]

SIC code	Kind of business or operation	Establishments in business —			
		Any time during year		At end of year	
		1992	1987	1992	1987
	Total	8 964	7 907	8 557	7 593
7032, 704	Camps and membership lodging	146	170	135	159
792, 7991 pt., 7997, 7999 pt., 84	Selected amusement, recreation, and related services	593	504	570	495
792	Theatrical producers (except motion picture), bands, orchestras, and entertainers	141	86	136	81
7991 pt., 7997	Gymnasiums, athletic clubs, and membership sports and recreation clubs	324	303	315	300
7999 pt. 84	Fairs	34	31	30	30
	Museums, art galleries, and botanical and zoological gardens	94	84	89	84
8011 pt.; 8021 pt.; 805, 6, 8, 9	Selected health services	1 054	842	1 021	819
8011 pt., 8021 pt.	Clinics of doctors of medicine and dentists	88	63	85	60
805	Nursing and personal care facilities	351	231	338	227
806	Hospitals	229	247	228	246
808, 9	Other health services	386	301	370	286
808	Home health care services	95	79	91	74
809	Miscellaneous health and allied services, n.e.c.	291	222	279	212
8111 pt.	Legal aid societies and similar legal services	65	41	65	41
823, 4, 9	Selected educational services	217	169	201	156
83	Social services	3 390	2 775	3 235	2 675
835	Child day care services	604	553	570	530
832, 3, 6, 9	Other social services	2 786	2 222	2 665	2 145
861, 2, 4, 9	Selected membership organizations	3 273	3 243	3 126	3 091
861	Business associations	700	623	682	600
864	Civic, social, and fraternal associations	1 795	1 892	1 698	1 786
862, 9	Other membership organizations	778	728	746	705
873, 4 ex. 8744	Research, testing, and consulting services, except facilities support management services	226	163	204	157
873	Research, development, and testing services	147	113	134	108
8731	Commercial physical and biological research	9	10	8	10
8732	Commercial economic, sociological, and educational research	28	14	25	13
8733	Noncommercial research organizations	103	82	95	78
8734	Testing laboratories	7	7	6	7
874 ex. 8744	Management and public relations services, except facilities support management services	79	50	70	49

Publication Program

1992 CENSUS OF SERVICE INDUSTRIES

Publications of the 1992 Census of Service Industries containing data on service industries establishments in the United States are described below. Publication order forms for specific reports may be obtained from any Department of Commerce district office or from Data User Services Division, Customer Services, Bureau of the Census, Washington, DC 20233-8300. The first results were issued in press releases. Final detailed statistics are issued in separate paperbound reports and compact disc-read only memory (CD-ROM).

Final Reports

Geographic area series—52 reports (SC92-A-1 to -52)

A separate paperbound report containing data for establishments with payroll is published for each State, the District of Columbia, and the United States. For establishments of firms subject to Federal income tax, each State report presents general statistics on number of establishments, receipts, payroll, and employment, by varied service classifications, for the State, metropolitan areas (MA's), counties, and places with 350 service establishments or more, by kind of business. Greater kind-of-business detail is shown for larger areas. In addition, for places with 2,500 inhabitants or more and for all counties, statistics are provided on number of establishments and receipts for 10 major kind-of-business groups. For establishments of firms exempt from Federal income tax, each State report presents statistics on number of establishments, revenue, payroll, and employment by varied service classifications, for the State and MA's. Greater kind-of-business detail is shown for larger areas.

The United States Summary report presents data for the United States as a whole for establishments with payroll of firms subject to Federal income tax, as well as those exempt from Federal income tax, for detailed kind-of-business classifications. Statistics on number of establishments and receipts/revenue are also shown for States and MA's by kind of business.

For each State, the District of Columbia, and the United States, 1992 data are provided on receipts/revenue and employees per establishment and on receipts/revenue and payroll per employee. Comparative statistics showing percent changes in receipts/expenses and payroll between 1987 and 1992 also are shown.

Nonemployer statistics series—1 report (SC92-N-1)

This report includes data by kind of business for all establishments, establishments with payroll, and establishments without payroll for the United States and States. Also presented are statistics for establishments without payroll including number of establishments and receipts/revenue by varied service classifications for MA's.

Similar data for counties and places with 2,500 inhabitants or more are available on electronic media only.

Subject series—5 reports (SC92-S-1 to -5)

The *Establishment and Firm Size* report (SC92-S-1) presents data for establishments with payroll, based on size of establishment, size of company or firm, and legal form of organization. Establishment statistics are presented by receipts/revenue size and by employment size; statistics for firms, by receipts/revenue size (including concentration by largest firms), by employment size, and by number of establishments operated (single units and multiunits). Statistics are presented by kind of business on the number of establishments, receipts/revenue, payroll, and employment for the United States.

The *Capital Expenditures, Depreciable Assets, and Operating Expenses* report (SC92-S-2) presents data for firms with payroll for the United States by major kind of business. Operating expenses include annual payroll, supplemental labor costs, purchased services, etc. Receipts data also are provided.

Three other reports (*Hotels, Motels, and Other Lodging Places* (SC92-S-3), *Sources of Receipts or Revenue* (SC92-S-4), and *Miscellaneous Subjects* (SC92-S-5)) present data for the United States as a whole and, where feasible, for States and MA's.

Electronic Media

All data included in the printed reports are available on CD-ROM. The CD-ROM's provide the same information found in the final reports as well as additional information not published in the final reports, such as ZIP Code statistics available from series SC92-Z, and nonemployer data for counties and places from series SC92-N. Electronic media products are available for users who wish to summarize, rearrange, or process large amounts of data. These products, with corresponding technical documentation, are sold by Data User Services Division, Customer Services, Bureau of the Census, Washington, DC 20233-8300.

OTHER ECONOMIC CENSUS REPORTS

Data on retail trade, wholesale trade, financial, insurance, real estate, construction industries, manufactures, mineral industries, transportation, communications, utilities, enterprise statistics, minority-owned business enterprises, and women-owned businesses also are available from the 1992 Economic Census. A separate series of reports covers the census of outlying areas—Puerto Rico, Virgin Islands of the United States, Guam, and the Northern Marianas. Separate announcements describing these reports are available free of charge from Data User Services Division, Customer Services, Bureau of the Census, Washington, DC 20233-8300.