

1992


Census of

Service Industries

SC92-A-10

GEOGRAPHIC AREA SERIES

Florida



1992 Census of Service Industries

SC92-A-10

GEOGRAPHIC AREA SERIES

Florida

Issued November 1994



U.S. Department of Commerce
Ronald H. Brown, Secretary
David J. Barram, Deputy Secretary
Economics and Statistics Administration
Everett M. Ehrlich, Under Secretary
for Economic Affairs
BUREAU OF THE CENSUS
Martha Farnsworth Riche, Director

Acknowledgments

Many persons participated in the various activities of the 1992 Census of Service Industries. The overall planning and review of the census operations were performed by the Economic Census Staff of the Economic Planning and Coordination Division.

This report was prepared in the Services Division. **Bobby E. Russell**, Assistant Chief for Census Programs, was responsible for the overall planning, management, and coordination of the census of service industries. Planning and implementation were under the direction of **Jack B. Moody**, Chief, Service Census Branch, with primary staff assistance by **Jack R. Drago**, **Barbara S. Tinari**, **Kirk K. Degler**, **Joseph R. Fuller**, **Susan G. Baker**, **Deborah M. Stempowski**, **Brian D. Gregory**, **Theresa L. Steele**, **Chris E. Blackburn**, **Gary R. Rice**, **M. Craig Schadt**, **Arthur B. Stewart**, **Sandra K. Byrd**, and **Evelyn D. Butler**.

Systems and procedures for mailout, receipt, correspondence, data input, industry classification, other clerical processing, administrative record processing, quality control, and the associated electronic computer programs, were developed in the Economic Planning and Coordination Division.

Mailout preparation and receipt operations, clerical and analytical review activities, data keying, and geocoding review were performed by the staff of the Data Preparation Division, **Judith N. Petty**, Acting Chief.

Geographic coding procedures and associated computer programs were developed by the staff of the Geography Division.

The computer processing systems were developed and coordinated in the Economic Statistical Methods and Programming Division, **Charles P. Pautler, Jr.**, Chief. **H. Ray Dennis**, Assistant Chief for Business Programs, was responsible for design and implementation of the computer systems. The computer programs were prepared under the supervision of **William C. Wester**, Chief, Business Census Branch, and **Steven G. McCraith**, Chief, Utilities and Financial Census Branch, assisted by **Jeffrey S. Rosen**, **Barbara L. Lambert**, **Jacqueline R. Sellers**, and **Tsung C. Chu**. Additional programming assistance was provided by **Robert S. Jewett**.

Computer processing was performed in the Computer Services Division, **Marvin D. Raines**, Chief.

The staff of the Administrative and Publications Services Division, **Walter C. Odom**, Chief, performed planning, design, composition, editorial review, and printing planning and procurement for publications and report forms. **Margaret A. Smith** provided publication coordination and editing.

Special acknowledgment is also due the many businesses whose cooperation has contributed to the publication of these data.

If you have any questions concerning the statistics in this report, call 301-763-7039.



**Economics and Statistics
Administration**

Everett M. Ehrlich, Under Secretary
for Economic Affairs



BUREAU OF THE CENSUS

Martha Farnsworth Riche, Director
Harry A. Scarr, Deputy Director

Paula J. Schneider, Principal Associate
Director for Programs

Thomas L. Mesenbourg, Acting Associate
Director for Economic Programs

Thomas L. Mesenbourg, Assistant Director
for Economic Programs

**ECONOMIC PLANNING AND COORDINATION
DIVISION**

John P. Govoni, Chief

SERVICES DIVISION

Carole A. Ambler, Chief

Introduction to the Economic Census

PURPOSES AND USES OF THE ECONOMIC CENSUS

The economic census is the major source of facts about the structure and functioning of the Nation's economy. It provides essential information for government, business, industry, and the general public.

The economic census furnishes an important part of the framework for such composite measures as the gross domestic product, input/output measures, production and price indexes, and other statistical series that measure short-term changes in economic conditions.

Policymaking agencies of the Federal Government use the data, especially in monitoring economic activity and providing assistance to business.

State and local governments use the data to assess business activities and tax bases within their jurisdictions and to develop programs to attract business.

Trade associations study trends in their own and competing industries and keep their members informed of market changes.

Individual businesses use the data to locate potential markets and to analyze their own production and sales performance relative to industry or area averages.

AUTHORITY AND SCOPE

Title 13 of the United States Code (sections 131, 191, and 224) directs the Census Bureau to take the economic census every 5 years, covering years ending in 2 and 7. The 1992 Economic Census consists of the following eight censuses:

- Census of Retail Trade
- Census of Wholesale Trade
- Census of Service Industries
- Census of Financial, Insurance, and Real Estate Industries
- Census of Transportation, Communications, and Utilities
- Census of Manufactures
- Census of Mineral Industries
- Census of Construction Industries

Special programs also cover enterprise statistics and minority-owned and women-owned businesses. (The 1992 Census of Agriculture and 1992 Census of Governments are conducted separately.) The next economic census is scheduled to be taken in 1998 covering the year 1997.

AVAILABILITY OF THE DATA

The results of the economic census are available in printed reports for sale by the U.S. Government Printing Office and on compact discs for sale by the Census Bureau. Order forms for all types of products are available on request from Customer Services, Bureau of the Census, Washington, DC 20233-8300. A more complete description of publications being issued from this census is on the inside back cover of this document.

Census facts are also widely disseminated by trade associations, business journals, and newspapers. Volumes containing census statistics are available in most major public and college libraries. Finally, State data centers in every State as well as business and industry data centers in many States also supply economic census statistics.

WHAT'S NEW IN 1992

The 1992 Economic Census covers more of the economy than any previous census. New for 1992 are data on communications, utilities, financial, insurance, and real estate, as well as coverage of more transportation industries. The economic, agriculture, and governments censuses now collectively cover nearly 98 percent of all economic activity.

Among other changes, new 1992 definitions affect the boundaries of about a third of all metropolitan areas. Also, the Survey of Women-Owned Businesses has now been expanded to include all corporations.

HISTORICAL INFORMATION

The economic census has been taken as an integrated program at 5-year intervals since 1967 and before that for 1963, 1958, and 1954. Prior to that time, the individual subcomponents of the economic census were taken separately at varying intervals.

The economic census traces its beginnings to the 1810 Decennial Census, when questions on manufacturing were included with those for population. Coverage of economic activities was expanded for 1840 and subsequent censuses to include mining and some commercial activities. In 1902, Congress established a permanent Census Bureau and directed that a census of manufactures be taken every 5 years. The 1905 Manufactures Census was the first time a census was taken apart from the regular every-10-year population census.

The first census of business was taken in 1930, covering 1929. Initially it covered retail and wholesale trade and construction industries, but it was broadened in 1933 to include some of the service trades.

The 1954 Economic Census was the first census to be fully integrated—providing comparable census data across economic sectors, using consistent time periods, concepts, definitions, classifications, and reporting units. It was the first census to be taken by mail, using lists of firms provided by the administrative records of other Federal agencies. Since 1963, administrative records also have been used to provide basic statistics for very small firms, reducing or eliminating the need to send them census questionnaires. The Enterprise Statistics Program, which publishes combined data from the economic census, was made possible with the implementation of the integrated census program in 1954.

The range of industries covered in the economic censuses has continued to expand. The census of construction industries began on a regular basis in 1967, and the scope of service industries was broadened in 1967, 1977, and 1987. The census of transportation began in 1963 as a set of surveys covering travel, transportation of commodities, and trucks, but expanded in 1987 to cover business establishments in several transportation industries. For 1992, these statistics are incorporated into a broadened census of transportation, communications, and utilities. Also new for 1992 is the census of financial, insurance, and real estate industries. This is part of a gradual expansion in coverage of industries previously subjected to government regulation.

The Survey of Minority-Owned Business Enterprises was first conducted as a special project in 1969 and was incorporated into the economic census in 1972 along with the Survey of Women-Owned Businesses.

An economic census has also been taken in Puerto Rico since 1909, in the Virgin Islands of the United States and Guam since 1958, and in the Commonwealth of the Northern Mariana Islands since 1982.

Statistical reports from the 1987 and earlier censuses provide historical figures for the study of long-term time series and are available in some large libraries. All of the census data published since 1967 are still available for sale on microfiche from the Census Bureau.

AVAILABILITY OF MORE FREQUENT ECONOMIC DATA

While the census provides complete enumerations every 5 years, there are many needs for more frequent data as well. The Census Bureau conducts a number of monthly, quarterly, and annual surveys, with the results appearing in publication series such as Current Business Reports (retail and wholesale trade and service industries), the Annual Survey of Manufactures, Current Industrial Reports, and the Quarterly Financial Report. Most of these surveys, while providing more frequent observations, yield less kind-of-business and geographic detail than the census. The County Business Patterns program offers annual statistics on the number of establishments, employment, and payroll classified by industry within each county.

SOURCES FOR MORE INFORMATION

More information about the scope, coverage, classification system, data items, and publications for each of the economic censuses and related surveys is published in the *Guide to the 1992 Economic Census and Related Statistics*. More information on the methodology, procedures, and history of the census will be published in the *History of the 1992 Economic Census*. Contact Customer Services for information on availability.

Census of Service Industries

GENERAL

The 1992 Census of Service Industries, part of the 1992 Economic Census, covered service industries as defined in Division I of the *Standard Industrial Classification Manual: 1987*¹ (SIC), except Elementary and Secondary Schools (SIC 821), Colleges, Universities, Professional Schools, and Junior Colleges (SIC 822), Labor Unions and Similar Labor Organizations (SIC 863), Political Organizations (SIC 865), Religious Organizations (SIC 866), and Private Households (SIC 881). The census also excluded governmental establishments classified in the covered industries, except for government-operated hospitals which were included.

Data are presented for establishments in the following classifications:

SIC code	Title
70	Hotels, rooming houses, camps, and other lodging places
72	Personal services
73	Business services
75	Automotive repair, services, and parking
76	Miscellaneous repair services
78	Motion pictures
79	Amusement and recreation services
80	Health services
81	Legal services
823, 4, 9	Selected educational services
83	Social services
84	Museums, art galleries, and botanical and zoological gardens
861, 2, 4, 9	Selected membership organizations
87	Engineering, accounting, research, management, and related services
89	Services, not elsewhere classified

This series of reports presents data for service establishments of firms subject to Federal income tax and (in separate tables) of firms which are exempt from Federal income tax under provisions of the Internal Revenue Code. Only establishments with some payroll during the year are included. For a more detailed explanation, see appendix A.

¹*Standard Industrial Classification Manual: 1987*. For sale by Superintendent of Documents, U.S. Government Printing Office, Washington, DC 20402. Stock No. 041-001-00314-2.

Many of the "kinds of business or operation" included in this report are not thought of as commercial businesses, and the terms (such as "business," "establishment," and "firm") used to describe them may not be descriptive of such services, particularly for not-for-profit and professional services. However, these terms are applied to all "kinds of business or operation" in order to maintain conformity in the measures of the production and delivery of goods and services and in the presentation of data.

The basic tabulations in this report do not include data for establishments which are auxiliary (primary function is providing a service, such as warehousing or bookkeeping) to service establishments within the same organization. Data for auxiliaries are presented in a subsequent report issued as part of the 1992 Enterprise Statistics reports.

For the 1992 Census of Service Industries, large- and medium-size firms, plus all firms known to operate more than one establishment, were sent questionnaires to be completed and returned to the Census Bureau by mail. For most very small firms, including those with no paid employees, data from existing administrative records of other Federal agencies were used instead. These records provided basic information on location, kind of business, receipts, payroll, number of employees, and legal form of organization. In addition, more detailed information for selected kinds of business was obtained on the various questionnaires.

Appendix A gives a more detailed explanation of census coverage and methodology.

CENSUS DISCLOSURE RULES

In accordance with Federal law governing census reports, no data are published that would disclose the operations of an individual establishment or business. However, the number of establishments in a kind-of-business classification is not considered a disclosure, so this information may be released even though other information is withheld.

GEOGRAPHIC AREAS COVERED

This report series presents data for the following areas:

1. The United States as a whole.
2. Each State and the District of Columbia.

3. Each consolidated metropolitan statistical area (CMSA) and primary metropolitan statistical area (PMSA) defined by the Office of Management and Budget (OMB) as of June 30, 1993. A CMSA is an area used to facilitate the presentation and analysis of data for large concentrations of metropolitan populations. It includes two or more contiguous PMSA's which have a population of at least 1,000,000² and which meet specific criteria of urban character and of social and economic integration.
4. Each metropolitan statistical area (MSA) defined by the OMB as of June 30, 1993. An MSA is an integrated economic and social unit with a population nucleus of at least 50,000 inhabitants.² Each MSA consists of one or more counties meeting standards of metropolitan character; in New England, cities and towns rather than counties are the component geographic units.
5. The area within the State outside metropolitan areas (MA's).
6. Each county or county equivalent.³ Counties are the primary divisions of States, except in Louisiana where they are called parishes and in Alaska where they are called boroughs and census areas. Maryland, Missouri, Nevada, and Virginia have one place or more that is independent of any county organization and constitutes primary divisions of their States. These places are treated as counties and as places.
7. Each consolidated city.³ Consolidated cities are consolidated governments which consist of separately incorporated municipalities.
8. Each municipality of 2,500 inhabitants or more incorporated as a city, borough, village, or town.^{2 3}

For the economic census, boroughs and census areas in Alaska and boroughs in New York are not included in this category.
9. Special economic urban areas (SEUA's), which include townships in Michigan, New Jersey, and Pennsylvania, and towns in New York, Wisconsin, and the six New England States with 10,000 inhabitants or more.²

DOLLAR VALUES

All dollar values presented in this report are expressed in current dollars, i.e., 1992 data are expressed in 1992 dollars and 1987 data in 1987 dollars. Consequently, when making comparisons to prior years, users of the data should consider the inflation that has occurred.

RELIABILITY OF DATA

All data compiled in this report originated from either census questionnaires or administrative records of other Federal agencies and, therefore, are not subject to sampling errors. However, the data are subject to nonsampling

²According to the 1990 Census of Population or subsequent special census.

³Those defined as of January 1, 1992.

errors. Nonsampling errors can be attributed to many sources: inability to identify all cases in the actual universe; definition and classification difficulties; differences in the interpretation of questions; errors in recording or coding the data obtained; and other errors of collection, response, coverage, processing, and estimation for missing or misreported data.

The accuracy of these tabulated data is determined by the joint effects of the various nonsampling errors. No direct measurement of these effects has been obtained except for estimation for missing or misreported data; however, precautionary steps were taken in all phases of the collection, processing, and tabulation of the data in an effort to minimize the effects of nonsampling errors.

The Bureau of the Census obtains on computer tape limited information extracted from administrative records of other Federal agencies. This information is used in conjunction with other information available to the Census Bureau to develop estimates for nonemployers, small employers, and other establishments for which responses were not received in time for publication. For an indication of the extent that data included in these reports were obtained from the administrative records of other Federal agencies and from estimation, rather than reports directly from respondents, see appendix E. Also, see appendix A for a more detailed explanation of census coverage and methodology.

SPECIAL TABULATIONS

Special tabulations of data collected in the 1992 Census of Service Industries may be obtained, depending on availability of time and personnel, on diskette, computer tape, or in tabular form. The data will be in summary form and subject to the same rules prohibiting disclosure of confidential information (including name, address, kind of business, or other data for individual business establishments or companies) as are the regular publications.

Special tabulations are prepared on a cost basis. A request for a cost estimate, as well as exact specifications on the type and format of the data to be provided, should be directed to the Chief, Services Division, Bureau of the Census, Washington, DC 20233.

To discuss a special tabulation before submitting specifications, call 1-800-541-8345.

ABBREVIATIONS AND SYMBOLS

The following abbreviations and symbols are used in this publication:

- * See kind-of-business descriptions for SIC 72 and SIC 7384 in appendix A for treatment of plant outlets.
- Represents zero.
- (D) Withheld to avoid disclosing data for individual companies; data are included in broader kind-of-business totals.

(IC)	Independent city.	Symbol	Employment Size
(NA)	Not available.		
(X)	Not applicable.	AA	0–19
CMSA	Consolidated metropolitan statistical area.	BB	20–99
MA	Metropolitan area.	CC	100–249
MSA	Metropolitan statistical area.	EE	250–499
n.e.c.	Not elsewhere classified.	FF	500–999
PMSA	Primary metropolitan statistical area.	GG	1,000–2,499
pt.	Part.	HH	2,500–4,999
r	Revised.	II	5,000–9,999
SIC	Standard Industrial Classification.	JJ	10,000–24,999

The following symbols are used in this publication to show employment size ranges for employment data that have been withheld to avoid disclosing data for individual companies (employment size range codes are provided for the first time in the 1992 Economic Census):

KK	25,000–49,999
LL	50,000–99,999
MM	100,000 or more

Users' Guide for Locating Statistics in This Report by Table Number

Information shown in tables	Table															
	1a	1b	2a	2b	3a	3b	4	5	6	7a	7b	8a	8b	9	10	
GEOGRAPHIC AREAS																
The State	X	X	X	X	X	X	X								X	X
CMSA's and MSA's in the State										X	X					
PMSA's in the State										X	X					
Area of the State not in any CMSA, PMSA, or MSA												X	X			
Counties in the State							X		X							X
Places in the State							X	X						X		
DATA ITEMS																
Establishments	X	X			X	X	X	X	X	X	X	X	X	X		X
Receipts	X				X	X	X	X	X	X	X	X	X	X		X
Revenue		X									X		X			
Expenses						X							X			
Annual payroll	X	X			X	X	X	X	X	X	X	X	X	X		
First-quarter payroll	X	X					X	X	X	X	X	X	X			
Paid employees for pay period including March 12, 1992	X	X			X	X	X	X	X	X	X	X	X			
1987 to 1992 comparative statistics					X	X										
Receipts per establishment			X													
Revenue per establishment				X												
Expenses per establishment				X												
Receipts per employee			X													
Revenue per employee				X												
Expenses per employee				X												
Annual payroll per employee			X	X												
Employees per establishment			X	X												
Counties ranked by volume of receipts																X
Places ranked by volume of receipts														X		

Users' Guide for Locating Statistics in the 1992 Census of Service Industries Reports

Report and geographic area	Information shown in reports by kind of business or industry category										
	Number of establishments	Receipts/Revenue (\$1,000)	Payroll (\$1,000)	Number of employees	Selected ratios	Receipts/revenue lines	Receipts size and employment size of establishments and firms	Concentration ratios of largest firms	Single units and multi-units	Legal form of organization	Selected topics
GEOGRAPHIC AREA SERIES											
United States	X	X	X	X	X						
State	X	X	X	X	X						
CMSA, PMSA, MSA	X	X	X	X							
County	X	X	X	X							
Place	X	X	X	X							
NONEMPLOYER STATISTICS SERIES											
United States	X	X									
State	X	X									
CMSA, PMSA, MSA	X	X									
County	X	X									
Place	X	X									
ESTABLISHMENT AND FIRM SIZE (INCLUDING LEGAL FORM OF ORGANIZATION)											
United States	X	X	X	X			X	X	X	X	
CAPITAL EXPENDITURES, DEPRECIABLE ASSETS, AND OPERATING EXPENSES											
United States		X	X								X
RECEIPTS/REVENUE LINES											
United States	X	X				X					
State	X	X				X					
CMSA, PMSA, MSA	X	X				X					
HOTELS, MOTELS, AND OTHER LODGING PLACES											
United States	X	X	X	X		X					X
State	X	X	X	X		X					X
CMSA, PMSA, MSA	X	X				X					X

Report and geographic area	Information shown in reports by kind of business or industry category										
	Number of establishments	Receipts/Revenue (\$1,000)	Payroll (\$1,000)	Number of employees	Selected ratios	Receipts/revenue lines	Receipts size and employment size of establishments and firms	Concentration ratios of largest firms	Single units and multi-units	Legal form of organization	Selected topics
ZIP CODES											
United States	X	X	X	X							
State	X	X	X	X							
MISCELLANEOUS SUBJECTS											
United States	X	X	X	X							X
State	X	X									X
CMSA, PMSA, MSA	X	X									X

Contents

Florida

[Page numbers listed here omit the prefix that appears as part of the number of each page]

	Page
Introduction to the Economic Census	III
Census of Service Industries	V
Users' Guide for Locating Statistics in This Report by Table Number	VIII
Users' Guide for Locating Statistics in the 1992 Census of Service Industries Reports ...	IX
Summary of Findings	2

FIGURES

1. Percent Change in Receipts and Annual Payroll for Establishments of Firms Subject to Federal Income Tax: 1987 to 1992	3
2. Annual Payroll per Employee for Establishments of Firms Subject to Federal Income Tax: 1992 and 1987	4
Maps	5

TABLES

1a. Summary Statistics for Firms Subject to Federal Income Tax for the State: 1992 ..	9
1b. Summary Statistics for Firms Exempt From Federal Income Tax for the State: 1992	13
2a. Selected Ratios for Firms Subject to Federal Income Tax for the State: 1992	14
2b. Selected Ratios for Firms Exempt From Federal Income Tax for the State: 1992 ..	17
3a. Comparative Statistics for Firms Subject to Federal Income Tax for the State: 1992 and 1987	17
3b. Comparative Statistics for Firms Exempt From Federal Income Tax for the State: 1992 and 1987	21
4. Summary Statistics for Firms Subject to Federal Income Tax for Counties and for Places With 2,500 Inhabitants or More: 1992	22
5. Summary Statistics for Firms Subject to Federal Income Tax for Places With 350 Establishments or More: 1992	32
6. Summary Statistics for Firms Subject to Federal Income Tax for Counties With 350 Establishments or More: 1992	120
7a. Summary Statistics for Firms Subject to Federal Income Tax for Metropolitan Areas: 1992	161
7b. Summary Statistics for Firms Exempt From Federal Income Tax for Metropolitan Areas: 1992	219
8a. Summary Statistics for Firms Subject to Federal Income Tax for the Area Outside Metropolitan Areas: 1992	229
8b. Summary Statistics for Firms Exempt From Federal Income Tax for the Area Outside Metropolitan Areas: 1992	232
9. Places With 2,500 Inhabitants or More Ranked by Volume of Receipts of Firms Subject to Federal Income Tax: 1992	232
10. Counties Ranked by Volume of Receipts of Firms Subject to Federal Income Tax: 1992	234

APPENDIXES

A. General Explanation	A-1
B. Sample Report Form and Instructions	B-1
C. Kind-of-Business Titles and Reporting-Form Numbers	C-1
D. Metropolitan Areas	D-1
E. Percent of Receipts/Revenue Based on Administrative Records and Estimation for the State: 1992	E-1
F. Geographic Notes	F-1
G. Establishments in Business Any Time During Year and Establishments in Business at End of Year for the State: 1992 and 1987	G-1

Publication Program

Inside back cover

Summary of Findings

FIRMS SUBJECT TO FEDERAL INCOME TAX

Data from the 1992 Census of Service Industries show that Florida's 119,962 service industries establishments of firms with payroll that were subject to Federal income tax had receipts totaling \$74.3 billion. The 1992 data represent an increase of 63.3 percent in receipts for the State since 1987.

For establishments with payroll in 1992, receipts of offices and clinics of medical doctors totaled \$10.4 billion, compared with \$6.0 billion in 1987. Other leading service kinds of business in 1992 were hotels and motels with \$6.0 billion in receipts, legal services with \$5.4 billion, and hospitals with \$4.8 billion.

There were 1,273,956 paid employees (full- and part-time) working in service industries in the State as of mid-March 1992, compared with 974,746 employees in 1987. Large employers included help supply services with 165,341 employees, hotels and motels with 130,620 employees, and offices and clinics of doctors of medicine with 93,871 employees.

ORGANIZATIONS EXEMPT FROM FEDERAL INCOME TAX

Data for the census show that Florida's 8,434 service industries establishments of firms and other organizations with payroll that were exempt from Federal income tax had revenue totaling \$17.9 billion and expenses of \$16.9 billion in 1992. The 1992 data represent an increase of 81.0 percent in expenses since 1987.

For establishments with payroll in 1992, revenue of hospitals totaled \$11.7 billion, compared with \$6.7 billion in 1987. Other leading classifications in 1992 were nursing and personal care facilities with revenue of \$669.1 million, and civic, social, and fraternal associations with \$668.4 million.

There were 317,800 paid employees (full- and part-time) as of mid-March 1992, compared with 243,844 employees in 1987. Hospitals had 175,737 employees; nursing and personal care facilities, 18,634 employees; and individual and family social services, 17,828 employees.

Figure 1. **Percent Change in Receipts and Annual Payroll for Establishments of Firms Subject to Federal Income Tax: 1987 to 1992**

(Includes only establishments with payroll. For meaning of abbreviations and symbols, see introductory text)

Receipts 
Payroll 

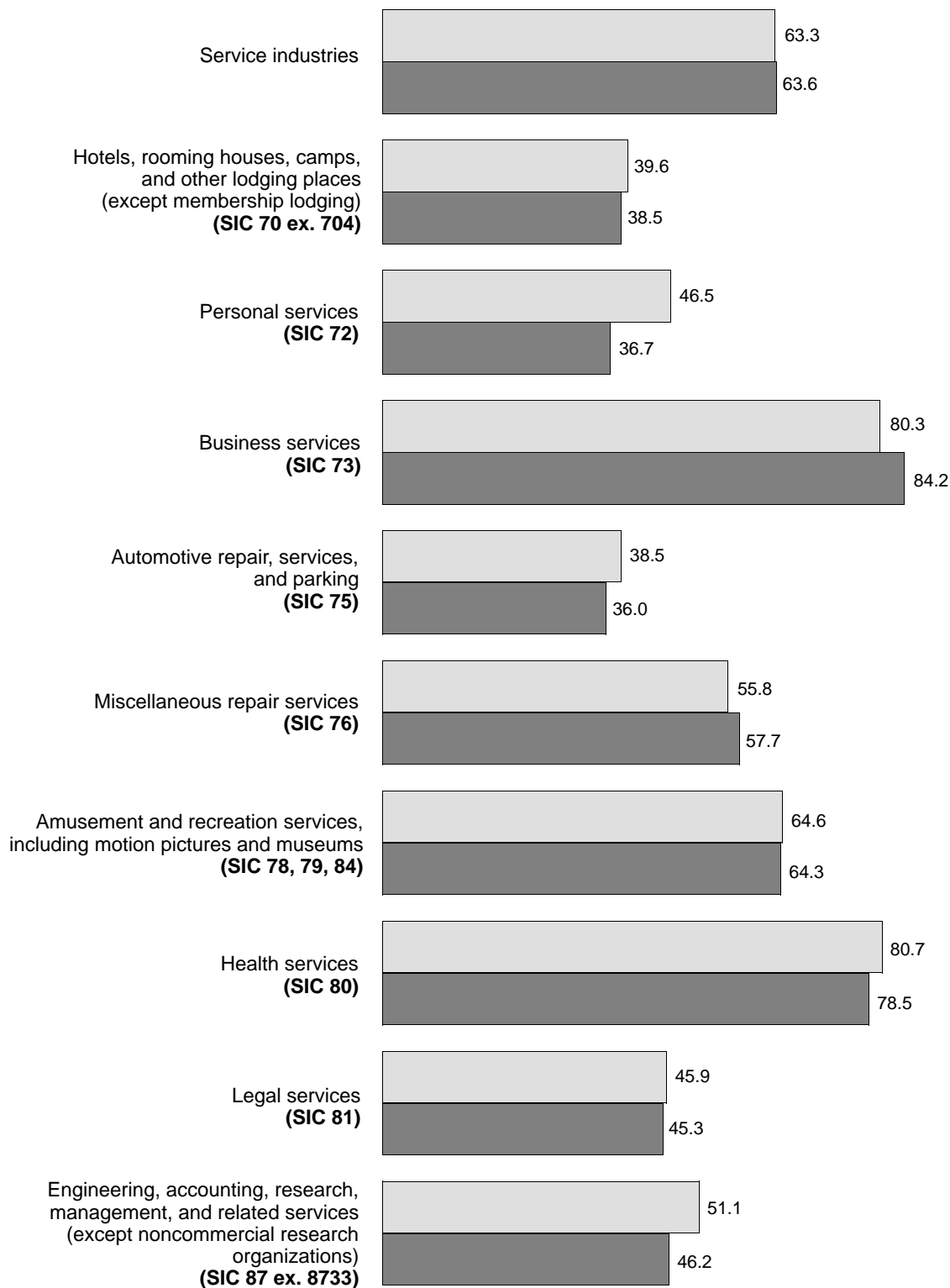


Figure 2. **Annual Payroll per Employee for Establishments of Firms Subject to Federal Income Tax: 1992 and 1987**

(In dollars. For meaning of abbreviations and symbols, see introductory text)

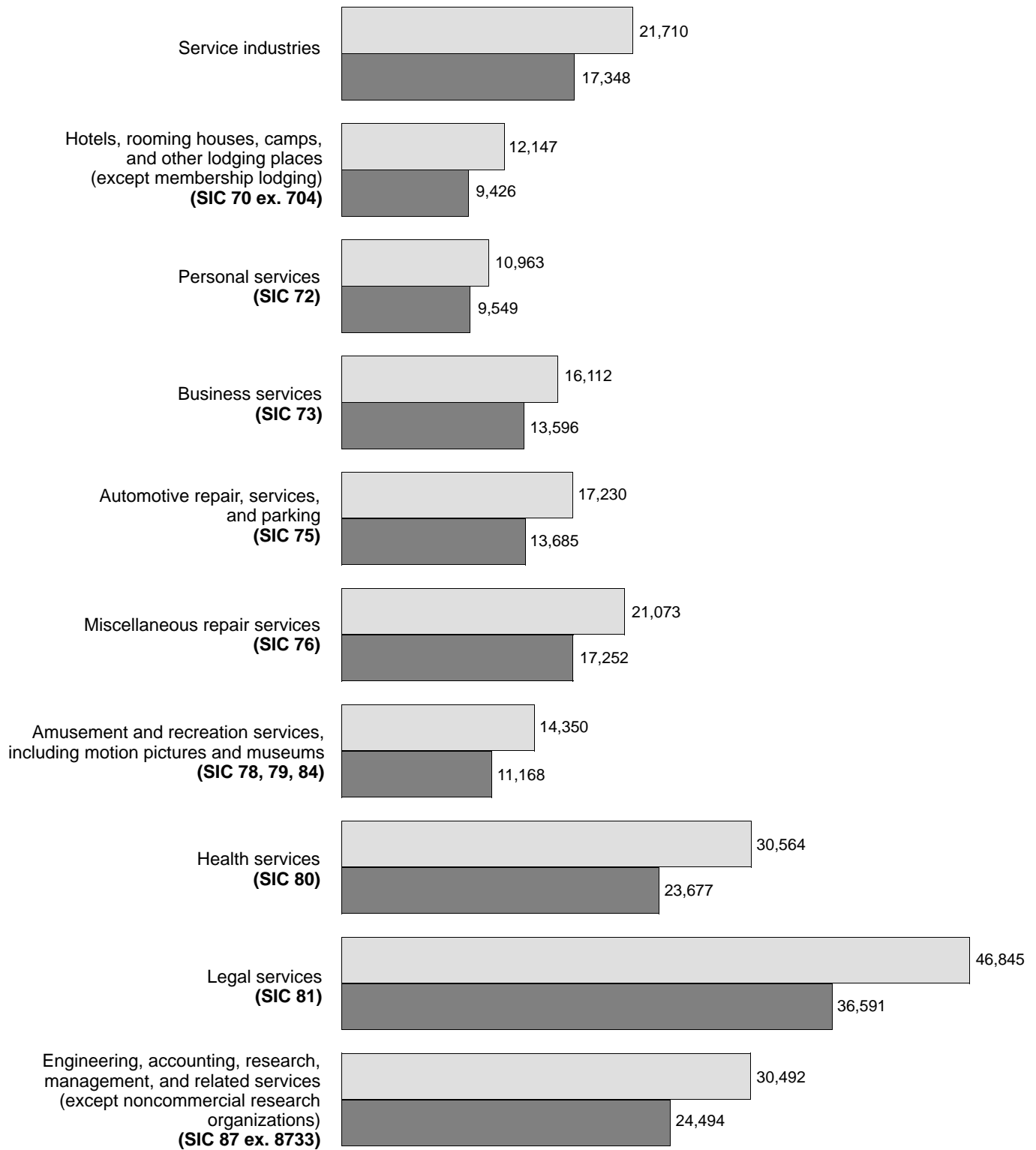
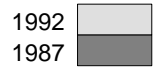




Table 1a. Summary Statistics for Firms Subject to Federal Income Tax for the State: 1992

[Includes only establishments with payroll. For meaning of abbreviations and symbols, see introductory text. For explanation of terms and comparability of 1987 and 1992 censuses, see appendix A]

SIC code	Kind of business or operation	Establishments (number)	Receipts (\$1,000)	Annual payroll (\$1,000)	First-quarter payroll (\$1,000)	Paid employees for pay period including March 12 (number)
	Total	119 962	74 347 191	27 658 172	6 284 474	1 273 956
70 ex. 704	Hotels, rooming houses, camps, and other lodging places (except membership lodging)	3 625	6 244 943	1 632 112	417 606	134 365
	Hotels and motels	3 143	6 003 020	1 585 750	406 417	130 620
7011	Hotels	1 350	4 979 734	1 346 393	351 170	106 389
7011 pt.	Hotels, 25 guestrooms or more	1 152	4 941 219	1 338 702	349 178	105 517
7011 pt.	Hotels, less than 25 guestrooms	198	38 515	7 691	1 992	872
7011 pt.	Motels, motor hotels, and tourist courts	1 793	1 023 286	239 357	55 247	24 231
7011 pt.	Motels, tourist courts	1 604	837 727	195 602	44 352	19 766
7011 pt.	Motor hotels	189	185 559	43 755	10 895	4 465
702, 3	Other lodging places	482	241 923	46 362	11 189	3 745
702	Rooming and boarding houses	83	19 471	4 901	1 144	519
703	Camps and recreational vehicle parks	399	222 452	41 461	10 045	3 226
7032	Sporting and recreational camps	70	20 289	3 746	769	359
7033	Recreational vehicle parks and campsites	329	202 163	37 715	9 276	2 867
72	Personal services	11 893	2 339 691	792 820	201 567	72 319
721	Laundry, cleaning, and garment services	3 498	909 498	296 122	72 415	23 417
7211	Power laundries, family and commercial*	108	34 820	13 503	3 612	1 157
7213	Linen supply*	77	138 646	49 380	12 762	3 107
7215	Coin-operated laundries and drycleaning	871	120 601	23 419	5 720	2 717
7215 pt.	Coin-operated laundries and drycleaning stores	824	85 925	18 798	4 716	2 456
7215 pt.	Coin-operated laundry routes	47	34 676	4 621	1 004	261
7216	Drycleaning plants, except rug cleaning*	1 340	273 109	98 432	23 823	8 908
7217	Carpet and upholstery cleaning	646	121 993	39 664	9 611	3 076
7218	Industrial laundries*	54	171 343	56 260	13 205	2 927
7212, 9	Other laundry, cleaning, and garment services*	402	48 986	15 464	3 682	1 525
7212	Garment pressing, and agents for laundries and drycleaners	193	29 789	8 571	2 000	794
7219	Laundry and garment services, n.e.c.*	209	19 197	6 893	1 682	731
722	Photographic studios, portrait	483	129 275	34 220	7 550	2 758
723, 4	Beauty and barber shops	5 982	691 651	294 226	76 103	28 080
723	Beauty shops	5 804	674 761	287 149	74 450	27 475
724	Barber shops	178	16 890	7 077	1 653	605
725	Shoe repair shops and shoeshine parlors	173	15 390	3 798	912	355
726	Funeral service and crematories	544	291 089	76 095	17 972	4 006
729	Miscellaneous personal services	1 213	302 788	88 359	26 615	13 703
7291	Tax return preparation services	296	68 765	31 628	11 897	6 931
7299	Miscellaneous personal services, n.e.c.	917	234 023	56 731	14 718	6 772
7299 pt.	Massage parlors, tanning salons, and saunas	179	13 633	3 583	862	435
7299 pt.	Other personal services	738	220 390	53 148	13 856	6 337
7299 pt.	Diet and weight reducing services	217	88 239	20 612	5 170	2 623
7299 pt.	Formal wear rental	134	25 358	5 964	1 459	603
7299 pt.	Other personal services, n.e.c.	387	106 793	26 572	7 227	3 111
73	Business services	21 521	13 765 193	5 577 252	1 284 018	346 157
731	Advertising	1 326	731 930	220 338	50 331	8 811
7311	Advertising agencies	961	428 277	154 369	34 436	5 111
7312	Outdoor advertising services	109	159 668	27 251	6 915	982
7313	Radio, television, publishers' advertising representatives	132	57 887	15 326	3 578	598
7313 pt.	Radio, television advertising representatives	42	13 949	4 641	1 172	194
7313 pt.	Publishers' advertising representatives	90	43 938	10 685	2 406	404
7319	Advertising, n.e.c.	124	86 098	23 392	5 402	2 120
732	Consumer credit reporting agencies, mercantile reporting agencies, and adjustment and collection agencies	493	286 467	102 236	24 859	5 404
7322	Adjustment and collection services	383	191 341	78 268	18 656	4 045
7323	Credit reporting services	110	95 126	23 968	6 203	1 359
733	Mailing, reproduction, commercial art and photography, and stenographic services	2 107	834 071	235 727	54 789	11 046
7331	Direct mail advertising services	237	302 242	76 988	17 798	3 330
7331 pt.	Mailing list compilers, brokers, and managers	68	23 861	5 893	1 297	296
7331 pt.	Direct mail advertising services, except mailing list services	169	278 381	71 095	16 501	3 034
7334	Photocopying and duplicating services	292	145 189	43 452	10 002	2 398
7334 pt.	Blueprinting and photocopying services	277	140 961	42 244	9 742	2 328
7334 pt.	Duplicating services, except printing and photocopying	15	4 228	1 208	260	70
7335, 6	Commercial photography, art, and graphics	908	226 504	61 666	14 262	2 899
7335	Commercial photography	271	70 111	20 773	5 158	903
7336	Commercial art and graphic design	637	156 393	40 893	9 104	1 996
7336 pt.	Commercial art	127	17 316	5 058	1 121	256
7336 pt.	Graphic arts and related design	510	139 077	35 835	7 983	1 740
7338	Secretarial and court reporting services	670	160 136	53 621	12 727	2 419
734	Services to dwellings and other buildings	4 392	1 138 688	476 803	111 968	40 910
7342	Disinfecting and pest control services	1 425	559 262	220 369	51 654	11 126
7349	Building cleaning and maintenance services, n.e.c.	2 967	579 426	256 434	60 314	29 784
735	Miscellaneous equipment rental and leasing	1 815	1 402 796	283 917	67 191	12 540
7352	Medical equipment rental and leasing	322	187 923	45 942	10 941	1 953
7353	Heavy construction equipment rental and leasing	275	248 221	65 072	15 466	2 548
7353 pt.	Rental and leasing of heavy construction equipment without operators	146	127 760	25 860	6 382	1 066
7353 pt.	Rental and leasing of heavy construction equipment with operators	129	120 461	39 212	9 084	1 482
7359	Equipment rental and leasing, n.e.c.	1 218	966 652	172 903	40 784	8 039
7359 pt.	Equipment rental	1 047	637 029	131 916	32 400	6 638
7359 pt.	Rent-to-own	230	125 824	24 039	5 814	1 327
7359 pt.	Equipment rental, except rent-to-own	817	511 205	107 877	26 586	5 311
7359 pt.	Equipment leasing, except finance leasing	171	329 623	40 987	8 384	1 401

Table 1a. Summary Statistics for Firms Subject to Federal Income Tax for the State: 1992—Con.

[Includes only establishments with payroll. For meaning of abbreviations and symbols, see introductory text. For explanation of terms and comparability of 1987 and 1992 censuses, see appendix A]

SIC code	Kind of business or operation	Establishments (number)	Receipts (\$1,000)	Annual payroll (\$1,000)	First-quarter payroll (\$1,000)	Paid employees for pay period including March 12 (number)
73	Business services—Con.					
736	Personnel supply services -----	1 976	2 805 849	2 049 485	451 902	168 061
7361	Employment agencies -----	682	161 282	70 762	14 668	2 720
7363	Help supply services -----	1 294	2 644 567	1 978 723	437 234	165 341
7363 pt.	Temporary help supply -----	1 043	1 413 603	968 341	224 394	85 856
7363 pt.	Help supply, except temporary -----	251	1 230 964	1 010 382	212 840	79 485
7363 pt.	Employee leasing -----	199	1 147 712	949 741	200 612	76 069
7363 pt.	Other help supply services -----	52	83 252	60 641	12 228	3 416
737	Computer programming, data processing, and other computer related services -----	3 070	3 613 710	1 213 601	287 818	32 378
7371, 2, 3	Computer programming, prepackaged software, and integrated systems -----	1 822	1 677 868	631 745	146 672	15 344
7371	Computer programming services -----	1 242	871 966	386 661	88 455	8 967
7372	Prepackaged software -----	305	429 163	119 004	28 656	3 021
7373	Computer integrated systems -----	275	376 739	126 080	29 561	3 356
7374, 5, 6	Data processing services -----	500	1 543 864	457 102	112 082	13 300
7374, 5	Computer processing, information retrieval -----	469	1 503 351	446 599	109 508	13 036
7374	Computer processing and data preparation and processing services -----	388	1 399 913	418 230	102 283	11 872
7375	Information retrieval services -----	81	103 438	28 369	7 225	1 164
7376	Computer facilities management services -----	31	40 513	10 503	2 574	264
7377, 8, 9	Computer rental and leasing, maintenance, and related services, n.e.c. -----	748	391 978	124 754	29 064	3 734
7377	Computer rental and leasing -----	52	79 338	22 549	4 841	536
7378	Computer maintenance and repair -----	305	191 068	59 162	14 938	1 996
7379	Computer related services, n.e.c. -----	391	121 572	43 043	9 285	1 202
7379 pt.	Computer consultants -----	320	82 842	34 121	7 538	937
7379 pt.	Miscellaneous computer services, n.e.c. -----	71	38 730	8 922	1 747	265
738	Miscellaneous business services -----	6 342	2 951 682	995 145	235 160	67 007
7381, 2	Detective agencies and protective services -----	1 253	809 292	429 654	105 428	34 509
7381	Detective, guard, and armored car services -----	987	574 770	354 207	85 829	30 928
7381 pt.	Detective agencies and guard services -----	932	517 354	329 023	79 227	29 627
7381 pt.	Armored car services -----	55	57 416	25 184	6 602	1 301
7382	Security systems services -----	266	234 522	75 447	19 599	3 581
7383	News syndicates -----	30	(D)	(D)	(D)	EE
7384	Photofinishing laboratories* -----	641	249 554	65 589	14 784	4 159
7384 pt.	Photofinishing laboratories, except "one-hour" (mini) labs* -----	310	179 030	48 024	10 646	2 673
7384 pt.	One-hour (mini) photofinishing* -----	331	70 524	17 565	4 138	1 486
7389	Business services, n.e.c. -----	4 418	(D)	(D)	(D)	KK
7389 pt.	Sign painting shops -----	220	(D)	(D)	(D)	FF
7389 pt.	Interior designing -----	725	273 532	50 999	11 246	1 994
7389 pt.	Telephone answering services -----	200	56 223	23 755	5 437	2 155
7389 pt.	Other business services -----	3 273	(D)	(D)	(D)	JJ
7389 pt.	Water softening and conditioning services -----	145	66 023	19 344	4 329	995
7389 pt.	Packaging and labeling services -----	110	42 178	9 648	2 455	695
7389 pt.	Trading stamp services -----	2	(D)	(D)	(D)	AA
7389 pt.	Miscellaneous business services -----	3 016	1 354 143	374 119	86 245	21 433
7389 pt.	Convention and trade show services -----	171	126 473	36 053	8 987	2 342
7389 pt.	Private mail centers -----	192	58 946	9 263	1 921	766
7389 pt.	Miscellaneous business services, n.e.c. -----	2 653	1 168 724	328 803	75 337	18 325
75	Automotive repair, services, and parking -----	9 552	4 473 536	886 249	213 056	51 437
751	Automotive rental and leasing, without drivers -----	684	1 931 824	232 806	57 940	12 462
7513	Truck rental and leasing, without drivers -----	214	364 117	47 840	11 545	2 098
7513 pt.	Truck rental, without drivers -----	135	257 453	29 778	6 965	1 436
7513 pt.	Truck leasing, except finance leasing -----	79	106 664	18 062	4 580	662
7514, 5	Passenger car rental and leasing -----	424	1 533 332	180 499	45 267	10 154
7514	Passenger car rental -----	373	1 364 542	169 868	43 022	9 856
7515	Passenger car leasing -----	51	168 790	10 631	2 245	298
7519	Utility trailer and recreational vehicle rental -----	46	34 375	4 467	1 128	210
752	Automobile parking -----	257	94 539	16 061	3 967	1 631
7521 pt.	Parking lots -----	204	64 628	9 534	2 260	932
7521 pt.	Parking structures -----	53	29 911	6 527	1 707	699
753	Automotive repair shops -----	7 319	2 097 770	532 531	125 756	28 118
7532	Top, body, and upholstery repair shops and paint shops -----	1 826	579 698	156 669	36 447	8 249
7532 pt.	Top and body repair shops -----	1 581	512 313	137 018	32 031	7 165
7532 pt.	Paint shops -----	245	67 385	19 651	4 416	1 084
7538	General automotive repair shops -----	3 747	974 766	239 798	56 909	12 761
7538 pt.	General automotive repair shops, except diesel -----	3 455	860 874	211 702	50 083	11 303
7538 pt.	Diesel repair shops -----	292	113 892	28 096	6 826	1 458
7533, 4, 6, 7, 9	Other automotive repair shops -----	1 746	543 306	136 064	32 400	7 108
7533	Automotive exhaust system repair shops -----	240	88 965	22 422	5 341	1 058
7534	Tire retreading and repair shops -----	123	57 223	11 495	2 633	634
7536	Automotive glass replacement shops -----	230	107 481	24 784	5 647	1 156
7537	Automotive transmission repair shops -----	421	97 181	26 588	6 715	1 445
7539	Automotive repair shops, n.e.c. -----	732	192 456	50 775	12 064	2 815
7539 pt.	Radiator repair -----	160	39 775	9 947	2 346	553
7539 pt.	Brake, front end, and wheel alignment -----	162	50 741	13 531	3 338	695
7539 pt.	Automotive electrical and fuel system services -----	276	60 372	17 140	4 170	1 023
7539 pt.	Carburetor repair shops -----	86	21 969	6 544	1 690	372
7539 pt.	Automotive electrical repair shops -----	190	38 403	10 596	2 480	651
7539 pt.	Other automotive repair shops, n.e.c. -----	134	41 368	10 157	2 210	544
754	Automotive services, except repair -----	1 292	349 403	104 851	25 393	9 226
7542	Carwashes -----	568	116 333	40 265	10 105	4 820
7549	Automotive services, except repair and carwashes -----	724	233 070	64 586	15 288	4 406
7549 pt.	Lubrication shops -----	284	89 052	23 903	5 843	1 900
7549 pt.	Other automotive services -----	440	144 018	40 683	9 445	2 506
7549 pt.	Towing services -----	307	91 148	27 284	6 220	1 541
7549 pt.	Other automotive services, n.e.c. -----	133	52 870	13 399	3 225	965

Table 1a. Summary Statistics for Firms Subject to Federal Income Tax for the State: 1992—Con.

[Includes only establishments with payroll. For meaning of abbreviations and symbols, see introductory text. For explanation of terms and comparability of 1987 and 1992 censuses, see appendix A]

SIC code	Kind of business or operation	Establishments (number)	Receipts (\$1,000)	Annual payroll (\$1,000)	First-quarter payroll (\$1,000)	Paid employees for pay period including March 12 (number)
76	Miscellaneous repair services -----	5 106	1 944 734	601 332	141 505	28 535
762	Electrical repair shops -----	1 858	913 128	315 082	73 699	14 210
7622	Radio and television repair shops -----	475	117 296	39 187	9 378	1 968
7623, 9	Other electrical and electronic repair shops -----	1 383	795 832	275 895	64 321	12 242
7623	Refrigeration and air-conditioning service and repair shops -----	465	263 578	77 833	17 435	3 366
7629	Electrical and electronic repair shops, n.e.c. -----	918	532 254	198 062	46 886	8 876
763	Watch, clock, and jewelry repair -----	120	12 846	3 492	786	242
764	Reupholstery and furniture repair -----	511	64 470	18 106	4 372	1 333
769	Miscellaneous repair and related services -----	2 617	954 290	264 652	62 648	12 750
7692	Welding repair -----	298	65 526	18 002	3 767	981
7694	Armature rewinding shops -----	166	114 881	35 262	8 967	1 409
7699	Repair shops and related services, n.e.c. -----	2 153	773 893	211 388	49 914	10 360
7699 pt.	Farm machinery and equipment repair -----	65	18 048	4 206	1 088	224
7699 pt.	Lawnmower and other small gasoline engine repair -----	154	34 588	7 278	1 634	435
7699 pt.	Sewer and septic tank cleaning services -----	133	48 185	14 175	3 392	693
7699 pt.	Other repair and related services, n.e.c. -----	1 801	673 062	185 729	43 800	9 008
78, 79, 84	Amusement and recreation services, including motion pictures and museums -----	6 373	6 185 348	1 427 233	339 051	99 462
781, 2	Motion picture production, distribution, and services -----	487	397 036	88 687	21 152	3 420
7812 pt.	Motion picture production, except for television -----	143	42 870	13 081	2 991	671
7812 pt.	Motion picture and tape production for television -----	139	114 496	26 806	6 453	853
7819	Services allied to motion picture production -----	137	106 777	38 279	8 997	1 506
7822 pt.	Motion picture film and tape distributors -----	42	108 611	6 860	1 933	289
7822 pt.	Motion picture film exchanges -----	21	54 725	3 992	1 115	179
7822 pt.	Video tape wholesalers -----	21	53 886	2 868	818	110
7822 pt.	Film and tape distribution for television -----	15	22 575	3 171	656	79
7829	Services allied to motion picture distribution -----	11	1 707	490	122	22
783	Motion picture theaters -----	340	325 065	40 356	9 779	5 585
7832	Motion picture theaters, except drive-in -----	315	320 022	39 014	9 475	5 374
7833	Drive-in motion picture theaters -----	25	5 043	1 342	304	211
784	Video tape rental -----	1 028	270 412	45 209	10 774	5 260
792	Theatrical producers (except motion picture), bands, orchestras, and entertainers -----	445	201 012	44 404	10 436	2 579
7922	Theatrical producers (except motion picture) and miscellaneous theatrical services -----	223	99 074	24 561	5 766	1 465
7922 pt.	Producers of live theatrical productions -----	39	15 532	5 228	1 361	453
7922 pt.	Producers of radio and television shows, except tape producers -----	25	18 088	5 372	1 148	242
7922 pt.	Artists' and entertainers' managers or agents, concert bureaus, booking agents -----	97	34 963	6 875	1 731	283
7922 pt.	Other theatrical services -----	62	30 491	7 086	1 526	487
7929	Bands, orchestras, actors, and other entertainers and entertainment groups -----	222	101 938	19 843	4 670	1 114
7929 pt.	Dance groups and artists -----	5	(D)	(D)	(D)	AA
7929 pt.	Symphony orchestras, opera companies, and chamber music organizations -----	2	(D)	(D)	(D)	AA
7929 pt.	Other music and entertainment presentations -----	215	101 008	19 622	4 625	1 094
7929 pt.	Other music groups and artists -----	93	25 995	6 494	1 644	444
7929 pt.	Other entertainers and entertainment groups -----	122	75 913	13 128	2 981	650
793	Bowling centers -----	198	136 373	35 305	8 922	3 835
79 ex. 792, 3, 84	Commercial sports and other amusement and recreation services, including museums -----	3 875	4 855 450	1 173 272	277 988	78 783
794	Commercial sports -----	367	784 258	251 345	59 203	10 762
7941	Professional sports clubs, managers, promoters -----	87	364 829	163 043	34 945	3 314
7941 pt.	Baseball clubs -----	11	(D)	(D)	(D)	EE
7941 pt.	Football clubs -----	4	(D)	(D)	(D)	EE
7941 pt.	Other professional sports clubs -----	16	85 063	49 513	13 151	1 712
7941 pt.	Managers and promoters -----	56	227 344	37 903	8 802	995
7948	Racing, including track operation -----	280	419 429	88 302	24 258	7 448
7948 pt.	Auto racetrack operation -----	21	39 676	7 006	2 098	725
7948 pt.	Horse racetrack operation -----	6	150 664	24 532	6 736	1 886
7948 pt.	Dog racetrack operation -----	16	148 120	36 172	10 250	3 081
7948 pt.	Racing stables and racing, n.e.c. -----	237	80 969	20 592	5 174	1 756
79 ex. 792, 3, 4; 84	Other amusement and recreation services, including museums -----	3 508	4 071 192	921 927	218 785	68 021
791	Dance studios, schools, and halls -----	318	45 633	13 782	3 485	1 468
7991	Physical fitness facilities -----	525	213 388	50 032	11 922	5 837
7991 pt.	Physical fitness centers, except gymnasiums and athletic clubs -----	448	197 775	45 261	10 765	5 263
7991 pt.	Gymnasiums and athletic clubs -----	77	15 613	4 771	1 157	574
7992	Public golf courses -----	167	169 288	50 220	11 848	3 884
7993	Coin-operated amusement devices -----	274	86 265	18 279	4 066	1 390
7996	Amusement parks -----	66	2 252 171	417 310	95 006	26 366
7997	Membership sports and recreation clubs -----	526	665 919	244 412	65 521	18 888
7999, 84	Amusement and recreation services, including museums, n.e.c. -----	1 632	638 528	127 892	26 937	10 188
7999 pt.	Concession operators of amusement devices and rides -----	91	28 979	5 602	761	353
7999 pt.	Carnivals, circuses, and fairs -----	52	62 627	6 737	1 139	832
7999 pt.	Carnivals and circuses -----	43	58 669	6 035	978	801
7999 pt.	Fairs -----	9	3 958	702	161	31
7999 pt., 84	Other recreation and amusements, including museums -----	1 489	546 922	115 553	25 037	9 003
84	Museums, art galleries, and botanical and zoological gardens -----	45	35 659	9 898	2 342	626
841	Museums and art galleries -----	27	13 500	3 202	754	201
842	Arboreta and botanical or zoological gardens -----	18	22 159	6 696	1 588	425
7999 pt.	Roller skating rinks -----	79	19 571	5 008	1 287	842
7999 pt.	Ice skating rinks -----	9	4 705	1 241	282	143
7999 pt.	Other amusement and recreation services, n.e.c. -----	1 356	486 987	99 406	21 126	7 392

Table 1a. Summary Statistics for Firms Subject to Federal Income Tax for the State: 1992—Con.

[Includes only establishments with payroll. For meaning of abbreviations and symbols, see introductory text. For explanation of terms and comparability of 1987 and 1992 censuses, see appendix A]

SIC code	Kind of business or operation	Establishments (number)	Receipts (\$1,000)	Annual payroll (\$1,000)	First-quarter payroll (\$1,000)	Paid employees for pay period including March 12 (number)
80	Health services	29 601	23 306 589	9 632 590	2 109 377	315 164
801	Offices and clinics of doctors of medicine	14 487	10 360 884	4 942 036	1 003 394	93 871
8011 pt.	Offices of doctors of medicine	14 075	9 420 257	4 640 600	933 956	84 478
8011 pt.	General medical clinics	412	940 627	301 436	69 438	9 393
802	Offices and clinics of dentists	5 374	1 893 179	735 558	161 223	28 678
8021 pt.	Offices of dentists	5 340	1 882 193	731 633	160 219	28 460
8021 pt.	Dental clinics	34	10 986	3 925	1 004	218
803	Offices and clinics of doctors of osteopathy	762	325 522	147 644	31 854	3 852
8031 pt.	Offices of osteopathic physicians	737	315 100	143 409	30 816	3 712
8031 pt.	Osteopathic clinics	25	10 422	4 235	1 038	140
804	Offices and clinics of other health practitioners	4 909	1 239 318	438 625	96 731	18 477
8041	Offices and clinics of chiropractors	1 847	444 248	147 465	32 000	6 337
8042	Offices and clinics of optometrists	854	221 280	70 085	15 561	2 943
8043	Offices and clinics of podiatrists	564	147 168	52 398	11 529	2 082
8049	Offices and clinics of health practitioners, n.e.c.	1 644	426 622	168 677	37 641	7 115
805	Nursing and personal care facilities	722	1 906 975	816 684	193 192	55 261
8051	Skilled nursing care facilities	554	1 723 918	737 844	174 334	49 363
8052	Intermediate care facilities	81	134 299	59 914	14 184	4 316
8059	Nursing and personal care facilities, n.e.c.	87	48 758	18 926	4 674	1 582
806	Hospitals	160	4 795 458	1 564 118	389 224	63 442
8062	General medical and surgical hospitals	95	4 123 939	1 336 507	332 151	53 968
8063, 9	Specialty hospitals	65	671 519	227 611	57 073	9 474
8063	Psychiatric hospitals	47	372 066	131 425	33 437	5 778
8069	Specialty hospitals, except psychiatric	18	299 453	96 186	23 636	3 696
807, 8, 9	Other health services	3 187	2 785 253	987 925	233 759	51 583
807	Medical and dental laboratories	1 294	874 743	253 152	59 432	10 876
8071	Medical laboratories	768	768 179	207 367	48 406	8 562
8072	Dental laboratories	526	106 564	45 785	11 026	2 314
808	Home health care services	852	1 141 072	485 872	117 852	30 852
809	Miscellaneous health and allied services, n.e.c.	1 041	769 438	248 901	56 475	9 855
8092	Kidney dialysis centers	117	155 668	40 206	8 464	1 747
8093	Specialty outpatient facilities, n.e.c.	590	413 013	147 849	35 090	5 826
8099	Health and allied services, n.e.c.	334	200 757	60 846	12 921	2 282
81	Legal services	10 871	5 394 019	2 647 841	538 940	56 524
823, 4, 9	Selected educational services	955	423 789	132 236	31 446	7 757
823	Libraries	9	1 206	520	107	57
824	Vocational schools	304	234 636	74 185	17 744	3 599
8243	Data processing schools	79	32 669	9 239	1 879	392
8244	Business and secretarial schools	50	34 304	13 004	3 332	725
8249	Vocational schools, n.e.c.	175	167 663	51 942	12 533	2 482
829	Schools and educational services, n.e.c.	642	187 947	57 531	13 595	4 101
83	Social services	3 797	824 710	326 313	75 843	31 214
835	Child day care services	2 409	378 299	167 498	39 432	19 849
832, 3, 6, 9	Other social services	1 388	446 411	158 815	36 411	11 365
832	Individual and family social services	477	96 298	38 019	8 811	2 160
833	Job training and vocational rehabilitation services	128	58 756	25 941	5 556	1 149
836	Residential care	691	275 792	90 559	21 059	7 755
839	Social services, n.e.c.	92	15 565	4 296	985	301
87 ex. 8733	Engineering, accounting, research, management, and related services (except noncommercial research organizations)	15 719	9 074 840	3 870 020	903 847	126 919
871	Engineering, architectural, and surveying services	4 372	3 126 227	1 259 478	294 655	37 313
8711	Engineering services	2 475	2 395 342	958 999	226 864	26 515
8712	Architectural services	1 238	526 060	196 250	44 299	6 099
8713	Surveying services	659	204 825	104 229	23 492	4 699
872	Accounting, auditing, and bookkeeping services	5 661	1 572 668	682 637	155 413	26 250
873 ex. 8733	Research, development, and testing services (except noncommercial research organizations)	663	736 964	291 036	69 170	11 750
8731	Commercial physical and biological research	166	184 727	90 153	21 027	2 840
8731 pt.	Commercial physical research	103	91 385	40 696	9 415	1 080
8731 pt.	Commercial medical and biological research	63	93 342	49 457	11 612	1 760
8732	Commercial economic, sociological, and educational research	263	277 906	84 231	18 874	4 655
8734	Testing laboratories	234	274 331	116 652	29 269	4 255
874	Management and public relations services	5 023	3 638 981	1 636 869	384 609	51 606
8741	Management services	1 466	1 132 953	490 235	113 712	20 396
8742	Management consulting services	2 255	932 469	395 846	88 670	9 700
8743	Public relations services	300	97 430	38 911	8 361	1 186
8744	Facilities support management services	65	1 241 986	627 807	155 808	17 542
8748	Business consulting services, n.e.c.	937	234 143	84 070	18 058	2 782
89	Services, n.e.c.	949	369 799	132 174	28 218	4 103
8999 pt.	Scientific and related consulting services, except environmental	152	55 103	27 401	6 311	705
8999 pt.	Other services	797	314 696	104 773	21 907	3 398
8999 pt.	Environmental consulting	250	188 490	64 195	14 240	1 893
8999 pt.	Authors, composers, and other arts-related services	156	34 088	15 482	2 116	270
8999 pt.	Other services, n.e.c.	391	92 118	25 096	5 551	1 235

Table 1b. Summary Statistics for Firms Exempt From Federal Income Tax for the State: 1992

[Includes only establishments with payroll. For meaning of abbreviations and symbols, see introductory text. For explanation of terms and comparability of 1987 and 1992 censuses, see appendix A]

SIC code	Kind of business or operation	Establishments (number)	Revenue (\$1,000)	Annual payroll (\$1,000)	First-quarter payroll (\$1,000)	Paid employees for pay period including March 12 (number)
	Total	8 434	17 884 573	7 195 231	1 758 372	317 800
7032, 704	Camps and membership lodging	81	34 604	10 275	2 676	803
7032	Sporting and recreational camps	29	16 603	6 228	1 279	379
704	Organization hotels and lodging houses, on membership basis	52	18 001	4 047	1 397	424
792, 7991 pt., 7997, 7999 pt., 84	Selected amusement, recreation, and related services	503	613 479	229 710	61 711	16 143
792	Theatrical producers (except motion picture), bands, orchestras, and entertainers	124	121 004	38 976	10 514	2 932
7922	Theatrical producers (except motion picture) and miscellaneous theatrical services	76	51 863	14 193	3 719	1 185
7922 pt.	Producers of live theatrical productions	56	30 351	9 952	2 482	797
7922 pt.	Producers of radio and television shows, except tape	4	(D)	(D)	(D)	BB
7922 pt.	Artists' and entertainers' managers or agents, concert bureaus, booking agents	2	(D)	(D)	(D)	AA
7922 pt.	Other theatrical services	14	20 368	3 850	1 113	358
7929	Bands, orchestras, actors, and other entertainers and entertainment groups	48	69 141	24 783	6 795	1 747
7929 pt.	Dance groups and artists	8	11 105	3 742	533	183
7929 pt.	Symphony orchestras, opera companies, and chamber music organizations	25	50 864	19 641	5 898	1 479
7929 pt.	Other music groups and artists	10	2 779	808	183	62
7929 pt.	Other entertainers and entertainment groups	5	4 393	592	181	23
7991 pt., 7997	Gymnasiums, athletic clubs, and membership sports and recreation clubs	232	378 923	157 102	42 334	10 741
7991 pt.	Gymnasiums and athletic clubs	5	2 226	902	243	68
7997	Membership sports and recreation clubs	227	376 697	156 200	42 091	10 673
7999 pt.	Fairs	27	26 693	4 787	1 968	714
84	Museums, art galleries, and botanical and zoological gardens	120	86 859	28 845	6 895	1 756
841	Museums and art galleries	98	69 257	22 908	5 507	1 354
842	Arboreta and botanical or zoological gardens	22	17 602	5 937	1 388	402
8011 pt.; 8021 pt.; 805, 6, 8, 9	Selected health services	910	13 360 543	5 696 470	1 387 535	212 834
8011 pt., 8021 pt.	Clinics of doctors of medicine and dentists	118	266 357	111 281	25 901	3 455
8011 pt.	General medical clinics	115	(D)	(D)	(D)	HH
8021 pt.	Dental clinics	3	(D)	(D)	(D)	BB
805	Nursing and personal care facilities	161	669 095	279 117	66 344	18 634
8051	Skilled nursing care facilities	102	527 859	213 159	50 713	14 379
8052	Intermediate care facilities	45	88 909	42 839	10 329	3 209
8059	Nursing and personal care facilities, n.e.c.	14	52 327	23 119	5 302	1 046
806	Hospitals	169	11 732 751	5 004 644	1 222 784	175 737
8062	General medical and surgical hospitals	139	10 919 750	4 595 643	1 121 695	160 327
8062 pt.	General medical and surgical hospitals, nongovernment	97	7 305 429	2 885 872	714 604	111 092
8062 pt.	General medical and surgical hospitals, government	42	3 614 321	1 709 771	407 091	49 235
8063, 9	Specialty hospitals	30	813 001	409 001	101 089	15 410
8063	Psychiatric hospitals	16	286 940	197 048	48 064	7 666
8063 pt.	Psychiatric hospitals, nongovernment	10	59 061	32 190	7 880	1 507
8063 pt.	Psychiatric hospitals, government	6	227 879	164 858	40 184	6 159
8069	Specialty hospitals, except psychiatric	14	526 061	211 953	53 025	7 744
8069 pt.	Specialty hospitals, except psychiatric; nongovernment	12	(D)	(D)	(D)	II
8069 pt.	Specialty hospitals, except psychiatric; government	2	(D)	(D)	(D)	EE
808, 9	Other health services	462	692 340	301 428	72 506	15 008
808	Home health care services	95	292 163	120 608	28 401	5 813
809	Miscellaneous health and allied services, n.e.c.	367	400 177	180 820	44 105	9 195
8092	Kidney dialysis centers	10	12 627	4 060	1 228	197
8093	Specialty outpatient facilities, n.e.c.	225	228 778	115 466	28 388	5 926
8099	Health and allied services, n.e.c.	132	158 772	61 294	14 489	3 072
8111 pt.	Legal aid societies and similar legal services	55	32 729	17 673	4 188	642
823, 4, 9	Selected educational services	174	60 137	22 198	5 248	1 420
823	Libraries	14	4 682	1 268	290	86
824	Vocational schools	38	15 004	5 680	1 352	324
8243	Data processing schools	-	-	-	-	-
8244	Business and secretarial schools	1	(D)	(D)	(D)	BB
8249	Vocational schools, n.e.c.	37	(D)	(D)	(D)	EE
829	Schools and educational services, n.e.c.	122	40 451	15 250	3 606	1 010
83	Social services	3 049	2 109 684	735 414	179 009	56 148
835	Child day care services	611	179 485	82 917	20 644	8 244
832, 3, 6, 9	Other social services	2 438	1 930 199	652 497	158 365	47 904
832	Individual and family social services	1 045	560 473	247 669	60 371	17 828
833	Job training and vocational rehabilitation services	237	287 022	103 756	24 982	11 176
836	Residential care	508	474 068	186 176	45 239	12 883
839	Social services, n.e.c.	648	608 636	114 896	27 773	6 017
861, 2, 4, 9	Selected membership organizations	3 499	1 546 061	430 939	104 633	28 103
861	Business associations	661	334 047	92 707	22 503	4 048
864	Civic, social, and fraternal associations	2 214	668 438	175 993	43 657	16 728
862, 9	Other membership organizations	624	543 576	162 239	38 473	7 327
862	Professional membership organizations	248	184 228	52 201	12 093	2 132
869	Membership organizations, n.e.c.	376	359 348	110 038	26 380	5 195

Table 1b. Summary Statistics for Firms Exempt From Federal Income Tax for the State: 1992—Con.

[Includes only establishments with payroll. For meaning of abbreviations and symbols, see introductory text. For explanation of terms and comparability of 1987 and 1992 censuses, see appendix A]

SIC code	Kind of business or operation	Establishments (number)	Revenue (\$1,000)	Annual payroll (\$1,000)	First-quarter payroll (\$1,000)	Paid employees for pay period including March 12 (number)
873, 4 ex. 8744	Research, testing, and consulting services, except facilities support management services -----	163	127 336	52 552	13 372	1 707
873	Research, development, and testing services -----	110	92 470	34 427	8 394	1 321
8731	Commercial physical and biological research -----	7	12 568	6 867	1 687	157
8732	Commercial economic, sociological, and educational research -----	6	(D)	(D)	(D)	AA
8733	Noncommercial research organizations -----	93	76 912	26 491	6 443	1 127
8734	Testing laboratories -----	4	(D)	(D)	(D)	BB
874 ex. 8744	Management and public relations services, except facilities support management services -----	53	34 866	18 125	4 978	386
8741	Management services -----	13	17 626	12 133	3 471	228
8742	Management consulting services -----	7	2 088	784	168	19
8743	Public relations services -----	11	1 975	585	140	17
8748	Business consulting services, n.e.c. -----	22	13 177	4 623	1 199	122

Table 2a. Selected Ratios for Firms Subject to Federal Income Tax for the State: 1992

[Includes only establishments with payroll. For meaning of abbreviations and symbols, see introductory text. For explanation of terms and comparability of 1987 and 1992 censuses, see appendix A]

SIC code	Kind of business or operation	Receipts		Annual payroll per employee ¹ (dollars)	Employees per establishment ¹ (number)
		Per establishment (dollars)	Per employee ¹ (dollars)		
	Total -----	619 756	58 359	21 710	11
70 ex. 704	Hotels, rooming houses, camps, and other lodging places (except membership lodging) -----	1 722 743	46 477	12 147	37
7011	Hotels and motels -----	1 909 965	45 958	12 140	42
7011 pt.	Hotels -----	3 688 692	46 807	12 655	79
7011 pt.	Hotels, 25 guestrooms or more -----	4 289 253	46 829	12 687	92
7011 pt.	Hotels, less than 25 guestrooms -----	194 520	44 169	8 820	4
7011 pt.	Motels, motor hotels, and tourist courts -----	570 712	42 230	9 878	14
7011 pt.	Motels, tourist courts -----	522 274	42 382	9 896	12
7011 pt.	Motor hotels -----	981 794	41 559	9 800	24
702, 3	Other lodging places -----	501 915	64 599	12 380	8
702	Rooming and boarding houses -----	234 590	37 516	9 443	6
703	Camps and recreational vehicle parks -----	557 524	68 956	12 852	8
72	Personal services -----	196 728	32 352	10 963	6
721	Laundry, cleaning, and garment services -----	260 005	38 839	12 646	7
7211	Power laundries, family and commercial* -----	322 407	30 095	11 671	11
7213	Linen supply* -----	1 800 597	44 624	15 893	40
7215	Coin-operated laundries and drycleaning -----	138 463	44 388	8 619	3
7216	Drycleaning plants, except rug cleaning* -----	203 813	30 659	11 050	7
7217	Carpet and upholstery cleaning -----	188 844	39 660	12 895	5
7218	Industrial laundrers* -----	3 173 019	58 539	19 221	54
7212, 9	Other laundry, cleaning, and garment services* -----	121 856	32 122	10 140	4
7212	Garment pressing, and agents for laundries and drycleaners -----	154 347	37 518	10 795	4
7219	Laundry and garment services, n.e.c.* -----	91 852	26 261	9 430	3
722	Photographic studios, portrait -----	267 650	46 873	12 408	6
723, 4	Beauty and barber shops -----	115 622	24 631	10 478	5
723	Beauty shops -----	116 258	24 559	10 451	5
724	Barber shops -----	94 888	27 917	11 698	3
725	Shoe repair shops and shoeshine parlors -----	88 960	43 352	10 699	2
726	Funeral service and crematories -----	535 090	72 663	18 995	7
729	Miscellaneous personal services -----	249 619	22 096	6 448	11
7291	Tax return preparation services -----	232 314	9 921	4 563	23
7299	Miscellaneous personal services, n.e.c. -----	255 205	34 557	8 377	7
73	Business services -----	639 617	39 766	16 112	16
731	Advertising -----	551 983	83 070	25 007	7
7311	Advertising agencies -----	445 658	83 795	30 203	5
7312	Outdoor advertising services -----	1 464 844	162 595	27 751	9
7313	Radio, television, publishers' advertising representatives -----	438 538	96 801	25 629	5
7319	Advertising, n.e.c. -----	694 339	40 612	11 034	17
732	Consumer credit reporting agencies, mercantile reporting agencies, and adjustment and collection agencies -----	581 069	53 010	18 919	11
7322	Adjustment and collection services -----	499 585	47 303	19 349	11
7323	Credit reporting services -----	864 782	69 997	17 636	12
733	Mailing, reproduction, commercial art and photography, and stenographic services -----	395 857	75 509	21 340	5
7331	Direct mail advertising services -----	1 275 283	90 763	23 120	14
7334	Photocopying and duplicating services -----	497 223	60 546	18 120	8
7335, 6	Commercial photography, art, and graphics -----	249 454	78 132	21 271	3
7335	Commercial photography -----	258 712	77 642	23 004	3
7336	Commercial art and graphic design -----	245 515	78 353	20 487	3
7338	Secretarial and court reporting services -----	239 009	66 199	22 167	4
734	Services to dwellings and other buildings -----	259 264	27 834	11 655	9
7342	Disinfecting and pest control services -----	392 465	50 266	19 807	8
7349	Building cleaning and maintenance services, n.e.c. -----	195 290	19 454	8 610	10

See footnotes at end of table.

Table 2a. **Selected Ratios for Firms Subject to Federal Income Tax for the State: 1992** — Con.

[Includes only establishments with payroll. For meaning of abbreviations and symbols, see introductory text. For explanation of terms and comparability of 1987 and 1992 censuses, see appendix A]

SIC code	Kind of business or operation	Receipts		Annual payroll per employee ¹ (dollars)	Employees per establishment ¹ (number)
		Per establishment (dollars)	Per employee ¹ (dollars)		
73	Business services—Con.				
735	Miscellaneous equipment rental and leasing -----	772 890	111 866	22 641	7
7352	Medical equipment rental and leasing -----	583 612	96 223	23 524	6
7353	Heavy construction equipment rental and leasing -----	902 622	97 418	25 538	9
7359	Equipment rental and leasing, n.e.c. -----	793 639	120 245	21 508	7
736	Personnel supply services -----	1 419 964	16 695	12 195	85
7361	Employment agencies -----	236 484	59 295	26 015	4
7363	Help supply services -----	2 043 715	15 995	11 968	128
7363 pt.	Temporary help supply -----	1 355 324	16 465	11 279	82
7363 pt.	Help supply, except temporary -----	4 904 239	15 487	12 712	317
737	Computer programming, data processing, and other computer related services -----	1 177 104	111 610	37 482	11
7371, 2, 3	Computer programming, prepackaged software, and integrated systems -----	920 894	109 350	41 172	8
7371	Computer programming services -----	702 066	97 242	43 120	7
7372	Prepackaged software -----	1 407 092	142 060	39 392	10
7373	Computer integrated systems -----	1 369 960	112 258	37 569	12
7374, 5, 6	Data processing services -----	3 087 728	116 080	34 369	27
7374, 5	Computer processing, information retrieval -----	3 205 439	115 323	34 259	28
7376	Computer facilities management services -----	1 306 871	153 458	39 784	9
7377, 8, 9	Computer rental and leasing, maintenance, and related services, n.e.c. -----	524 035	104 975	33 410	5
7377	Computer rental and leasing -----	1 525 731	148 019	42 069	10
7378	Computer maintenance and repair -----	626 452	95 725	29 640	7
7379	Computer related services, n.e.c. -----	310 926	101 141	35 809	3
738	Miscellaneous business services -----	465 418	44 050	14 851	11
7381, 2	Detective agencies and protective services -----	645 883	23 452	12 450	28
7381	Detective, guard, and armored car services -----	582 340	18 584	11 453	31
7382	Security systems services -----	881 662	65 491	21 069	13
7383	News syndicates ----- (D)	(D)	(D)	(D)	(D)
7384	Photofinishing laboratories* -----	389 320	60 003	15 770	6
7389	Business services, n.e.c. ----- (D)	(D)	(D)	(D)	(D)
7389 pt.	Sign painting shops ----- (D)	(D)	(D)	(D)	(D)
7389 pt.	Interior designing -----	377 286	137 178	25 576	3
7389 pt.	Telephone answering services -----	281 115	26 090	11 023	11
7389 pt.	Other business services ----- (D)	(D)	(D)	(D)	(D)
75	Automotive repair, services, and parking -----	468 335	86 971	17 230	5
751	Automotive rental and leasing, without drivers -----	2 824 304	155 017	18 681	18
7513	Truck rental and leasing, without drivers -----	1 701 481	173 554	22 803	10
7514, 5	Passenger car rental and leasing -----	3 616 349	151 008	17 776	24
7514	Passenger car rental -----	3 658 290	138 448	17 235	26
7515	Passenger car leasing -----	3 309 608	566 409	35 674	6
7519	Utility trailer and recreational vehicle rental -----	747 283	163 690	21 271	5
752	Automobile parking -----	367 856	57 964	9 847	6
753	Automotive repair shops -----	286 620	74 606	18 939	4
7532	Top, body, and upholstery repair shops and paint shops -----	317 469	70 275	18 992	5
7532 pt.	Top and body repair shops -----	324 044	71 502	19 123	5
7532 pt.	Paint shops -----	275 041	62 163	18 128	4
7538	General automotive repair shops -----	260 146	76 386	18 791	3
7538 pt.	General automotive repair shops, except diesel -----	249 168	76 163	18 730	3
7538 pt.	Diesel repair shops -----	390 041	78 115	19 270	5
7533, 4, 6, 7, 9	Other automotive repair shops -----	311 172	76 436	19 142	4
7533	Automotive exhaust system repair shops -----	370 688	84 088	21 193	4
7534	Tire retreading and repair shops -----	465 228	90 257	18 131	5
7536	Automotive glass replacement shops -----	467 309	92 977	21 439	5
7537	Automotive transmission repair shops -----	230 834	67 253	18 400	3
7539	Automotive repair shops, n.e.c. -----	262 918	68 368	18 037	4
7539 pt.	Radiator repair -----	249 844	72 288	17 987	3
7539 pt.	Brake, front end, and wheel alignment -----	313 216	73 009	19 469	4
7539 pt.	Automotive electrical and fuel system services -----	218 739	59 015	16 755	4
7539 pt.	Other automotive repair shops, n.e.c. -----	308 716	76 044	18 671	4
754	Automotive services, except repair -----	270 436	37 872	11 365	7
7542	Carwashes -----	204 812	24 135	8 354	8
7549	Automotive services, except repair and carwashes -----	321 920	52 898	14 659	6
76	Miscellaneous repair services -----	380 872	68 153	21 073	6
762	Electrical repair shops -----	491 457	64 260	22 173	8
7622	Radio and television repair shops -----	246 939	59 602	19 912	4
7623, 9	Other electrical and electronic repair shops -----	575 439	65 008	22 537	9
7623	Refrigeration and air-conditioning service and repair shops -----	566 834	78 306	23 123	7
7629	Electrical and electronic repair shops, n.e.c. -----	579 797	59 966	22 314	10
763	Watch, clock, and jewelry repair -----	107 050	53 083	14 430	2
764	Reupholstery and furniture repair -----	126 164	48 365	13 583	3
769	Miscellaneous repair and related services -----	364 650	74 846	20 757	5
7692	Welding repair -----	219 886	66 795	18 351	3
7694	Armature rewinding shops -----	692 054	81 534	25 026	8
7699	Repair shops and related services, n.e.c. -----	359 444	74 699	20 404	5
78, 79, 84	Amusement and recreation services, including motion pictures and museums -----	970 555	62 188	14 350	16
781, 2	Motion picture production, distribution, and services -----	815 269	116 092	25 932	7
783	Motion picture theaters -----	956 074	58 203	7 226	16
7832	Motion picture theaters, except drive-in -----	1 015 943	59 550	7 260	17
7833	Drive-in motion picture theaters -----	201 720	23 900	6 360	8
784	Video tape rental -----	263 047	51 409	8 595	5

See footnotes at end of table.

Table 2a. **Selected Ratios for Firms Subject to Federal Income Tax for the State: 1992** — Con.

[Includes only establishments with payroll. For meaning of abbreviations and symbols, see introductory text. For explanation of terms and comparability of 1987 and 1992 censuses, see appendix A]

SIC code	Kind of business or operation	Receipts		Annual payroll per employee ¹ (dollars)	Employees per establishment ¹ (number)
		Per establishment (dollars)	Per employee ¹ (dollars)		
78, 79, 84	Amusement and recreation services, including motion pictures and museums—Con.				
792	Theatrical producers (except motion picture), bands, orchestras, and entertainers	451 712	77 942	17 218	6
7922	Theatrical producers (except motion picture) and miscellaneous theatrical services	444 278	67 627	16 765	7
7929	Bands, orchestras, actors, and other entertainers and entertainment groups	459 180	91 506	17 812	5
793	Bowling centers	688 753	35 560	9 206	19
79 ex. 792, 3, 4; 84	Commercial sports and other amusement and recreation services, including museums	1 253 019	61 631	14 892	20
794	Commercial sports	2 136 943	72 873	23 355	29
7941	Professional sports clubs, managers, promoters	4 193 437	110 087	49 198	38
7948	Racing, including track operation	1 497 961	56 314	11 856	27
79 ex. 792, 3, 4; 84	Other amusement and recreation services, including museums	1 160 545	59 852	13 554	19
791	Dance studios, schools, and halls	143 500	31 085	9 388	5
7991	Physical fitness facilities	406 453	36 558	8 572	11
7992	Public golf courses	1 013 701	43 586	12 930	23
7993	Coin-operated amusement devices	314 836	62 061	13 150	5
7996	Amusement parks	34 123 803	85 420	15 828	399
7997	Membership sports and recreation clubs	1 266 006	35 256	12 940	36
7999, 84	Amusement and recreation services, including museums, n.e.c.	391 255	62 675	12 553	6
7999 pt.	Concession operators of amusement devices and rides	318 451	82 093	15 870	4
7999 pt.	Carnivals, circuses, and fairs	1 204 365	75 273	8 097	16
84	Other recreation and amusements, including museums	367 308	60 749	12 835	6
80	Health services	787 358	73 951	30 564	11
801	Offices and clinics of doctors of medicine	715 185	110 374	52 647	6
8011 pt.	Offices of doctors of medicine	669 290	111 511	54 933	6
8011 pt.	General medical clinics	2 283 075	100 141	32 092	23
802	Offices and clinics of dentists	352 285	66 015	25 649	5
803	Offices and clinics of doctors of osteopathy	427 194	84 507	38 329	5
804	Offices and clinics of other health practitioners	252 458	67 074	23 739	4
8041	Offices and clinics of chiropractors	240 524	70 104	23 270	3
8042	Offices and clinics of optometrists	259 110	75 189	23 814	3
8043	Offices and clinics of podiatrists	260 936	70 686	25 167	4
8049	Offices and clinics of health practitioners, n.e.c.	259 502	59 961	23 707	4
805	Nursing and personal care facilities	2 641 240	34 509	14 779	77
8051	Skilled nursing care facilities	3 111 765	34 923	14 947	89
8052	Intermediate care facilities	1 658 012	31 117	13 882	53
8059	Nursing and personal care facilities, n.e.c.	560 437	30 820	11 963	18
806	Hospitals	29 971 613	75 588	24 654	397
8062	General medical and surgical hospitals	43 409 884	76 415	24 765	568
8063, 9	Specialty hospitals	10 331 062	70 880	24 025	146
807, 8, 9	Other health services	873 942	53 996	19 152	16
807	Medical and dental laboratories	675 999	80 429	23 276	8
8071	Medical laboratories	1 000 233	89 720	24 219	11
8072	Dental laboratories	202 593	46 052	19 786	4
808	Home health care services	1 339 286	36 985	15 748	36
809	Miscellaneous health and allied services, n.e.c.	739 134	78 076	25 256	9
8092	Kidney dialysis centers	1 330 496	89 106	23 014	15
8093	Specialty outpatient facilities, n.e.c.	700 022	70 891	25 377	10
8099	Health and allied services, n.e.c.	601 069	87 974	26 663	7
81	Legal services	496 184	95 429	46 845	5
823, 4, 9	Selected educational services	443 758	54 633	17 047	8
823	Libraries	134 000	21 158	9 123	6
824	Vocational schools	771 829	65 195	20 613	12
829	Schools and educational services, n.e.c.	292 752	45 830	14 029	6
83	Social services	217 200	26 421	10 454	8
835	Child day care services	157 036	19 059	8 439	8
832, 3, 6, 9	Other social services	321 622	39 279	13 974	8
87 ex. 8733	Engineering, accounting, research, management, and related services (except noncommercial research organizations)	577 317	71 501	30 492	8
871	Engineering, architectural, and surveying services	715 056	83 784	33 754	9
8711	Engineering services	967 815	90 339	36 168	11
8712	Architectural services	424 927	86 253	32 177	5
8713	Surveying services	310 812	43 589	22 181	7
872	Accounting, auditing, and bookkeeping services	277 807	59 911	26 005	5
873 ex. 8733	Research, development, and testing services (except noncommercial research organizations)	1 111 560	62 720	24 769	18
8731	Commercial physical and biological research	1 112 813	65 045	31 744	17
8732	Commercial economic, sociological, and educational research	1 056 677	59 701	18 095	18
8734	Testing laboratories	1 172 355	64 473	27 415	18
874	Management and public relations services	724 464	70 515	31 719	10
8741	Management services	772 819	55 548	24 036	14
8742	Management consulting services	413 512	96 131	40 809	4
8743	Public relations services	324 767	82 150	32 809	4
8744	Facilities support management services	19 107 477	70 801	35 789	270
8748	Business consulting services, n.e.c.	249 886	84 164	30 219	3
89	Services, n.e.c.	389 672	90 129	32 214	4

¹Based on number of employees for pay period including March 12.

Table 2b. Selected Ratios for Firms Exempt From Federal Income Tax for the State: 1992

[Includes only establishments with payroll. For meaning of abbreviations and symbols, see introductory text. For explanation of terms and comparability of 1987 and 1992 censuses, see appendix A]

SIC code	Kind of business or operation	Revenue		Expenses		Annual payroll per employee ¹ (dollars)	Employees per establishment ¹ (number)
		Per establishment (dollars)	Per employee ¹ (dollars)	Per establishment (dollars)	Per employee ¹ (dollars)		
	Total	2 120 533	56 276	2 009 276	53 324	22 641	38
7032, 704	Camps and membership lodging	427 210	43 093	421 111	42 478	12 796	10
792, 7991 pt., 7997, 7999 pt., 84	Selected amusement, recreation, and related services	1 219 640	38 003	1 191 907	37 139	14 230	32
8011 pt.; 8021 pt.; 805, 6, 8, 9	Selected health services	14 681 915	62 774	14 077 242	60 189	26 765	234
8011 pt., 8021 pt., 805	Clinics of doctors of medicine and dentists	2 257 263	77 093	2 337 508	79 834	32 209	29
	Nursing and personal care facilities	4 155 870	35 907	4 109 584	35 507	14 979	116
806	Hospitals	69 424 562	66 763	66 480 148	63 932	28 478	1 040
8062	General medical and surgical hospitals	78 559 353	68 109	75 200 345	65 197	28 664	1 153
8063, 9	Specialty hospitals	27 100 033	52 758	26 076 567	50 766	26 541	514
808, 9	Other health services	1 498 571	46 131	1 380 251	42 489	20 084	32
8111 pt.	Legal aid societies and similar legal services	595 073	50 980	571 145	48 930	27 528	12
823, 4, 9	Selected educational services	345 615	42 350	317 132	38 860	15 632	8
83	Social services	691 927	37 574	597 743	32 459	13 098	18
835	Child day care services	293 756	21 772	286 755	21 253	10 058	13
832, 3, 6, 9	Other social services	791 714	40 293	675 682	34 388	13 621	20
832	Individual and family social services	536 338	31 438	514 949	30 184	13 892	17
833	Job training and vocational rehabilitation services	1 211 063	25 682	1 203 342	25 518	9 284	47
836	Residential care	933 205	36 798	882 341	34 792	14 451	25
839	Social services, n.e.c.	939 253	101 153	579 890	62 451	19 095	9
861, 2, 4, 9	Selected membership organizations	441 858	55 014	419 057	52 175	15 334	8
861	Business associations	505 366	82 521	478 070	78 064	22 902	6
864	Civic, social, and fraternal associations	301 914	39 959	271 201	35 894	10 521	8
862, 9	Other membership organizations	871 115	74 188	881 152	75 043	22 143	12
873, 4 ex. 8744	Research, testing, and consulting services, except facilities support management services	781 202	74 596	778 595	74 347	30 786	10
873	Research, development, and testing services	840 636	70 000	812 764	67 679	26 061	12
874 ex. 8744	Management and public relations services, except facilities support management services	657 849	90 326	707 679	97 168	46 956	7

¹Based on number of employees for pay period including March 12.

Table 3a. Comparative Statistics for Firms Subject to Federal Income Tax for the State: 1992 and 1987

[Includes only establishments with payroll. For meaning of abbreviations and symbols, see introductory text. For explanation of terms and comparability of 1987 and 1992 censuses, see appendix A]

SIC code	Kind of business or operation	Establishments		Receipts			Annual payroll			Paid employees for pay period including March 12	
		1992 (number)	1987 (number)	1992 (\$1,000)	1987 (\$1,000)	Percent change 1987 to 1992	1992 (\$1,000)	1987 (\$1,000)	Percent change 1987 to 1992	1992 (number)	1987 (number)
	Total	119 962	98 713	74 347 191	45 530 941	63.3	27 658 172	16 909 560	63.6	1 273 956	974 746
70 ex. 704	Hotels, rooming houses, camps, and other lodging places (except membership lodging)	3 625	3 469	6 244 943	4 474 626	39.6	1 632 112	1 178 494	38.5	134 365	125 022
7011	Hotels and motels	3 143	3 022	6 003 020	4 277 668	40.3	1 585 750	1 140 525	39.0	130 620	121 531
7011 pt.	Hotels	1 350	1 222	4 979 734	3 326 816	49.7	1 346 393	919 988	46.3	106 389	92 834
7011 pt.	Hotels, 25 guestrooms or more	1 152	972	4 941 219	3 295 168	50.0	1 338 702	914 647	46.4	105 517	91 853
7011 pt.	Hotels, less than 25 guestrooms	198	250	38 515	31 648	21.7	7 691	5 341	44.0	872	981
7011 pt.	Motels, motor hotels, and tourist courts	1 793	1 800	1 023 286	950 852	7.6	239 357	220 537	8.5	24 231	28 697
7011 pt.	Motels, tourist courts	1 604	1 625	837 727	778 711	7.6	195 602	176 089	11.1	19 766	22 991
7011 pt.	Motor hotels	189	175	185 559	172 141	7.8	43 755	44 448	-1.6	4 465	5 706
702, 3	Other lodging places	482	447	241 923	196 958	22.8	46 362	37 969	22.1	3 745	3 491
702	Rooming and boarding houses	83	108	19 471	17 972	8.3	4 901	4 299	14.0	519	564
703	Camps and recreational vehicle parks	399	339	222 452	178 986	24.3	41 461	33 670	23.1	3 226	2 927

Table 3a. Comparative Statistics for Firms Subject to Federal Income Tax for the State: 1992 and 1987 — Con.

[Includes only establishments with payroll. For meaning of abbreviations and symbols, see introductory text. For explanation of terms and comparability of 1987 and 1992 censuses, see appendix A]

SIC code	Kind of business or operation	Establishments		Receipts			Annual payroll			Paid employees for pay period including March 12	
		1992 (number)	1987 (number)	1992 (\$1,000)	1987 (\$1,000)	Percent change 1987 to 1992	1992 (\$1,000)	1987 (\$1,000)	Percent change 1987 to 1992	1992 (number)	1987 (number)
72	Personal services	11 893	10 680	2 339 691	1 596 527	46.5	792 820	580 008	36.7	72 319	60 738
721	Laundry, cleaning, and garment services	3 498	3 075	909 498	646 031	40.8	296 122	222 180	33.3	23 417	21 639
7211	Power laundries, family and commercial*	108	110	34 820	27 737	25.5	13 503	12 556	7.5	1 157	1 315
7213	Linen supply*	77	68	138 646	112 776	22.9	49 380	40 203	22.8	3 107	2 987
7215	Coin-operated laundries and drycleaning	871	920	120 601	94 732	27.3	23 419	20 605	13.7	2 717	2 845
7216	Drycleaning plants, except rug cleaning	1 340	1 096	273 109	186 150	46.7	98 432	71 326	38.0	8 908	8 096
7217	Carpet and upholstery cleaning	646	457	121 993	76 301	59.9	39 664	26 410	50.2	3 076	2 529
7218	Industrial laundries*	54	55	171 343	117 117	46.3	56 260	41 019	37.2	2 927	2 576
7212, 9	Other laundry, cleaning, and garment services*	402	369	48 986	31 218	56.9	15 464	10 061	53.7	1 525	1 291
722	Photographic studios, portrait	483	405	129 275	76 235	69.6	34 220	20 992	63.0	2 758	2 053
723, 4	Beauty and barber shops	5 982	5 512	691 651	478 869	44.4	294 226	220 657	33.3	28 080	24 613
723	Beauty shops	5 804	5 305	674 761	465 821	44.9	287 149	214 348	34.0	27 475	23 935
724	Barber shops	178	207	16 890	13 048	29.4	7 077	6 309	12.2	605	678
725	Shoe repair shops and shoeshine parlors	173	169	15 390	11 267	36.6	3 798	3 371	12.7	355	331
726	Funeral service and crematories	544	588	291 089	223 144	30.4	76 095	60 584	25.6	4 006	3 669
729	Miscellaneous personal services	1 213	931	302 788	160 981	88.1	88 359	52 224	69.2	13 703	8 433
7291	Tax return preparation services	296	258	68 765	46 184	48.9	31 628	18 486	71.1	6 931	4 169
7299	Miscellaneous personal services, n.e.c.	917	673	234 023	114 797	103.9	56 731	33 738	68.2	6 772	4 264
73	Business services	21 521	16 132	13 765 193	7 636 598	80.3	5 577 252	3 027 387	84.2	346 157	222 666
731	Advertising	1 326	1 055	731 930	477 429	53.3	220 338	155 988	41.3	8 811	6 658
7311	Advertising agencies	961	709	428 277	282 338	51.7	154 369	110 101	40.2	5 111	4 256
7312	Outdoor advertising services	109	97	159 668	115 643	38.1	27 251	23 566	15.6	982	1 185
7313	Radio, television, publishers' advertising representatives	132	105	57 887	42 331	36.7	15 326	12 137	26.3	598	609
7319	Advertising, n.e.c.	124	144	86 098	37 117	132.0	23 392	10 184	129.7	2 120	608
732	Consumer credit reporting agencies, mercantile reporting agencies, and adjustment and collection agencies	493	405	286 467	184 393	55.4	102 236	65 597	55.9	5 404	3 984
7322	Adjustment and collection services	383	306	191 341	104 787	82.6	78 268	42 806	82.8	4 045	2 533
7323	Credit reporting services	110	99	95 126	79 606	19.5	23 968	22 791	5.2	1 359	1 451
733	Mailing, reproduction, commercial art and photography, and stenographic services	2 107	1 483	834 071	453 783	83.8	235 727	130 975	80.0	11 046	8 176
7331	Direct mail advertising services	237	183	302 242	122 960	145.8	76 988	35 993	113.9	3 330	2 590
7334	Photocopying and duplicating services	292	283	145 189	93 285	55.6	43 452	27 408	58.5	2 398	1 725
7335, 6	Commercial photography, art, and graphics	908	591	226 504	150 341	50.7	61 666	40 686	51.6	2 899	2 304
7335	Commercial photography	271	161	70 111	40 069	75.0	20 773	12 225	69.9	903	708
7336	Commercial art and graphic design	637	430	156 393	114 063	37.1	40 893	30 266	35.1	1 996	1 734
7338	Secretarial and court reporting services	670	426	160 136	87 197	83.6	53 621	26 888	99.4	2 419	1 557
734	Services to dwellings and other buildings	4 392	3 442	1 138 688	756 837	50.5	476 803	345 034	38.2	40 910	38 478
7342	Disinfecting and pest control services	1 425	1 179	559 262	373 347	49.8	220 369	157 091	40.3	11 126	9 523
7349	Building cleaning and maintenance services, n.e.c.	2 967	2 263	579 426	383 490	51.1	256 434	187 943	36.4	29 784	28 955
735	Miscellaneous equipment rental and leasing	1 815	1 773	1 402 796	1 053 823	33.1	283 917	230 682	23.1	12 540	13 255
7352	Medical equipment rental and leasing	322	172	187 923	75 680	148.3	45 942	20 618	122.8	1 953	1 090
7353	Heavy construction equipment rental and leasing	275	364	248 221	252 284	-1.6	65 072	69 572	-6.5	2 548	3 557
7359	Equipment rental and leasing, n.e.c.	1 218	1 237	966 652	741 425	30.4	172 903	144 487	19.7	8 039	8 944
736	Personnel supply services	1 976	1 405	2 805 849	1 029 590	172.5	2 049 485	712 831	187.5	168 061	72 722
7361	Employment agencies	682	620	161 282	132 063	22.1	70 762	65 630	7.8	2 720	5 826
7363	Help supply services	1 294	785	2 644 567	897 517	194.7	1 978 723	647 201	205.7	165 341	66 896
737	Computer programming, data processing, and other computer related services	3 070	1 838	3 613 710	2 038 635	77.3	1 213 601	732 056	65.8	32 378	24 886
7371, 2, 3	Computer programming, prepackaged software, and integrated systems	1 822	998	1 677 868	894 863	87.5	631 745	353 981	78.5	15 344	11 056
7371	Computer programming services	1 242	649	871 966	515 448	69.2	386 661	218 114	77.3	8 967	6 571
7372	Prepackaged software	305	148	429 163	130 784	228.1	119 004	47 895	148.5	3 021	1 460
7373	Computer integrated systems	275	201	376 739	248 631	51.5	126 080	87 972	43.3	3 356	3 025
7374, 5, 6	Data processing services	500	424	1 543 864	841 295	83.5	457 102	296 129	54.4	13 300	11 052
7374, 5	Computer processing, information retrieval	469	394	1 503 351	800 899	87.7	446 599	277 169	61.1	13 036	10 464
7376	Computer facilities management services	31	30	40 513	40 396	.3	10 503	18 960	-44.6	264	588
7377, 8, 9	Computer rental and leasing, maintenance, and related services, n.e.c.	748	416	391 978	302 477	29.6	124 754	81 946	52.2	3 734	2 778
7377	Computer rental and leasing	52	47	79 338	89 872	-11.7	22 549	14 043	60.6	536	405
7378	Computer maintenance and repair	305	179	191 068	141 569	35.0	59 162	41 404	42.9	1 996	1 509
7379	Computer related services, n.e.c.	391	190	121 572	71 036	71.1	43 043	26 499	62.4	1 202	864
738	Miscellaneous business services	6 342	4 731	2 951 682	1 814 720	62.7	995 145	663 217	50.0	67 007	55 161
7381, 2	Detective agencies and protective services	1 253	1 085	809 292	537 290	50.6	429 654	300 750	42.9	34 509	30 435
7381	Detective, guard, and armored car services	987	871	574 770	395 468	45.3	354 207	249 903	41.7	30 928	27 415
7382	Security systems services	266	214	234 522	141 822	65.4	75 447	50 847	48.4	3 581	3 020
7383	News syndicates	30	31	(D)	41 114	(D)	(D)	12 331	(D)	EE	384
7384	Photofinishing laboratories*	641	473	249 554	201 437	23.9	65 589	51 753	26.7	4 159	3 855
7389	Business services, n.e.c.	4 418	3 142	(D)	1 034 879	(D)	(D)	298 383	(D)	KK	20 487
7389 pt.	Sign painting shops	220	162	(D)	28 272	(D)	(D)	8 341	(D)	FF	585
7389 pt.	Interior designing	725	566	273 532	205 672	33.0	50 999	38 112	33.8	1 994	2 120
7389 pt.	Telephone answering services	200	238	56 223	51 704	8.7	23 755	22 995	3.3	2 155	2 346
7389 pt.	Other business services	3 273	2 176	(D)	749 231	(D)	(D)	228 935	(D)	JJ	15 436

Table 3a. Comparative Statistics for Firms Subject to Federal Income Tax for the State: 1992 and 1987 — Con.

[Includes only establishments with payroll. For meaning of abbreviations and symbols, see introductory text. For explanation of terms and comparability of 1987 and 1992 censuses, see appendix A]

SIC code	Kind of business or operation	Establishments		Receipts			Annual payroll			Paid employees for pay period including March 12	
		1992 (number)	1987 (number)	1992 (\$1,000)	1987 (\$1,000)	Percent change 1987 to 1992	1992 (\$1,000)	1987 (\$1,000)	Percent change 1987 to 1992	1992 (number)	1987 (number)
75	Automotive repair, services, and parking ----	9 552	7 930	4 473 536	3 230 507	38.5	886 249	651 537	36.0	51 437	47 609
751	Automotive rental and leasing, without drivers -----	684	706	1 931 824	1 571 991	22.9	232 806	195 937	18.8	12 462	13 034
7513	Truck rental and leasing, without drivers ----	214	204	364 117	334 722	8.8	47 840	57 446	-16.7	2 098	2 802
7514, 5	Passenger car rental and leasing -----	424	450	1 533 332	1 219 596	25.7	180 499	134 984	33.7	10 154	9 992
7519	Utility trailer and recreational vehicle rental -----	46	52	34 375	25 600	34.3	4 467	4 609	-3.1	210	289
752	Automobile parking -----	257	192	94 539	67 371	40.3	16 061	8 939	79.7	1 631	1 689
753	Automotive repair shops -----	7 319	6 164	2 097 770	1 393 838	50.5	532 531	382 531	39.2	28 118	26 224
7532	Top, body, and upholstery repair shops and paint shops -----	1 826	1 716	579 698	420 923	37.7	156 669	122 606	27.8	8 249	8 173
7532 pt.	Top and body repair shops -----	1 581	1 478	512 313	361 977	41.5	137 018	103 691	32.1	7 165	6 772
7532 pt.	Paint shops -----	245	238	67 385	58 946	14.3	19 651	18 915	3.9	1 084	1 401
7538	General automotive repair shops -----	3 747	2 919	974 766	579 115	68.3	239 798	156 840	52.9	12 761	11 470
7538 pt.	General automotive repair shops, except diesel -----	3 455	2 690	860 874	504 905	70.5	211 702	136 268	55.4	11 303	10 328
7538 pt.	Diesel repair shops -----	292	229	113 892	74 210	53.5	28 096	20 572	36.6	1 458	1 142
7533, 4, 6, 7, 9	Other automotive repair shops -----	1 746	1 529	543 306	393 800	38.0	136 064	103 085	32.0	7 108	6 581
7533	Automotive exhaust system repair shops -----	240	216	88 965	58 719	51.5	22 422	14 891	50.6	1 058	979
7534	Tire retreading and repair shops -----	123	111	57 223	52 764	8.5	11 495	11 509	-1	634	654
7536	Automotive glass replacement shops ----	230	167	107 481	63 618	68.9	24 784	14 183	74.7	1 156	809
7537	Automotive transmission repair shops ----	421	400	97 181	81 054	19.9	26 588	23 793	11.7	1 445	1 603
7539	Automotive repair shops, n.e.c. -----	732	635	192 456	137 645	39.8	50 775	38 709	31.2	2 815	2 536
7539 pt.	Radiator repair -----	160	196	39 975	39 272	1.8	9 947	10 156	-2.1	553	715
7539 pt.	Brake, front end, and wheel alignment -----	162	150	50 741	34 465	47.2	13 531	10 367	30.5	695	627
7539 pt.	Automotive electrical and fuel system services -----	276	181	60 372	33 103	82.4	17 140	10 047	70.6	1 023	689
7539 pt.	Other automotive repair shops, n.e.c. ----	134	108	41 368	30 805	34.3	10 157	8 139	24.8	544	505
754	Automotive services, except repair -----	1 292	868	349 403	197 307	77.1	104 851	64 130	63.5	9 226	6 662
7542	Carwashes -----	568	436	116 333	78 312	48.6	40 265	26 307	53.1	4 820	3 883
7549	Automotive services, except repair and carwashes -----	724	432	233 070	118 995	95.9	64 586	37 823	70.8	4 406	2 779
76	Miscellaneous repair services -----	5 106	4 398	1 944 734	1 248 086	55.8	601 332	381 311	57.7	28 535	22 103
762	Electrical repair shops -----	1 858	1 436	913 128	496 680	83.8	315 082	166 421	89.3	14 210	8 652
7622	Radio and television repair shops -----	475	458	117 296	98 907	18.6	39 187	32 645	20.0	1 968	1 938
7623, 9	Other electrical and electronic repair shops -----	1 383	978	795 832	397 773	100.1	275 895	133 776	106.2	12 242	6 714
7623	Refrigeration and air-conditioning service and repair shops -----	465	342	263 578	166 910	57.9	77 833	54 981	41.6	3 366	2 745
7629	Electrical and electronic repair shops, n.e.c. -----	918	636	532 254	234 590	126.9	198 062	80 402	146.3	8 876	4 042
763	Watch, clock, and jewelry repair -----	120	106	12 846	9 826	30.7	3 492	2 204	58.4	242	233
764	Reupholstery and furniture repair -----	511	491	64 470	52 260	23.4	18 106	16 388	10.5	1 333	1 514
769	Miscellaneous repair and related services ----	2 617	2 365	954 290	689 320	38.4	264 652	196 298	34.8	12 750	11 704
7692	Welding repair -----	298	325	65 526	53 895	21.6	18 002	17 193	4.7	981	1 247
7694	Armature rewinding shops -----	166	170	114 881	94 028	22.2	35 262	28 842	22.3	1 409	1 332
7699	Repair shops and related services, n.e.c. ----	2 153	1 870	773 883	541 397	42.9	211 388	150 263	40.7	10 360	9 125
78, 79, 84	Amusement and recreation services, including motion pictures and museums ---	6 373	5 212	6 185 348	3 757 619	64.6	1 427 233	868 776	64.3	99 462	77 791
781, 2	Motion picture production, distribution, and services -----	487	332	397 036	200 907	97.6	88 687	42 450	108.9	3 420	2 150
783	Motion picture theaters -----	340	386	325 065	199 839	62.7	40 356	30 212	33.6	5 585	4 808
7832	Motion picture theaters, except drive-in ----	315	344	320 022	194 364	64.7	39 014	29 031	34.4	5 374	4 560
7833	Drive-in motion picture theaters -----	25	42	5 043	5 475	-7.9	1 342	1 181	13.6	211	248
784	Video tape rental -----	1 028	840	270 412	113 526	138.2	45 209	25 899	74.6	5 260	3 161
792	Theatrical producers (except motion picture), bands, orchestras, and entertainers -----	445	260	201 012	108 916	84.6	44 404	24 510	81.2	2 579	2 148
7922	Theatrical producers (except motion picture) and miscellaneous theatrical services -----	223	126	99 074	65 770	50.6	24 561	12 238	100.7	1 465	1 074
7929	Bands, orchestras, actors, and other entertainers and entertainment groups ----	222	134	101 938	43 146	136.3	19 843	12 272	61.7	1 114	1 074
793	Bowling centers -----	198	232	136 373	128 151	6.4	35 305	33 186	6.4	3 835	4 389
79 ex. 792, 3, 84	Commercial sports and other amusement and recreation services, including museums ----	3 875	3 162	4 855 450	3 006 280	61.5	1 173 272	712 519	64.7	78 783	61 135
794	Commercial sports -----	367	355	784 258	562 835	39.3	251 345	151 297	66.1	10 762	11 225
7941	Professional sports clubs, managers, promoters -----	87	72	364 829	213 797	70.6	163 043	80 885	101.6	3 314	3 327
7948	Racing, including track operation -----	280	283	419 429	349 038	20.2	88 302	70 412	25.4	7 448	7 898
79 ex. 792, 3, 4, 84	Other amusement and recreation services, including museums -----	3 508	2 807	4 071 192	2 443 445	66.6	921 927	561 222	64.3	68 021	49 910
791	Dance studios, schools, and halls -----	318	263	45 633	32 468	40.5	13 782	10 661	29.3	1 468	1 289
7991	Physical fitness facilities -----	525	527	213 388	148 602	43.6	50 032	43 994	13.7	5 837	6 205
7992	Public golf courses -----	167	142	169 288	92 910	82.2	50 220	26 763	87.6	3 884	2 569
7993	Coin-operated amusement devices -----	274	207	86 265	58 709	46.9	18 279	13 431	36.1	1 390	1 241
7996	Amusement parks -----	66	43	2 252 171	1 292 114	74.3	417 310	227 096	83.8	26 366	16 194
7997	Membership sports and recreation clubs -----	526	471	665 919	475 571	40.0	244 412	157 478	55.2	18 888	14 145
7999, 84	Amusement and recreation services, including museums, n.e.c. -----	1 632	1 154	638 528	343 071	86.1	127 892	81 799	56.3	10 188	8 267

Table 3a. Comparative Statistics for Firms Subject to Federal Income Tax for the State: 1992 and 1987 — Con.

[Includes only establishments with payroll. For meaning of abbreviations and symbols, see introductory text. For explanation of terms and comparability of 1987 and 1992 censuses, see appendix A]

SIC code	Kind of business or operation	Establishments		Receipts			Annual payroll			Paid employees for pay period including March 12	
		1992 (number)	1987 (number)	1992 (\$1,000)	1987 (\$1,000)	Percent change 1987 to 1992	1992 (\$1,000)	1987 (\$1,000)	Percent change 1987 to 1992	1992 (number)	1987 (number)
80	Health services	29 601	24 048	23 306 589	12 901 041	80.7	9 632 590	5 396 530	78.5	315 164	227 924
801	Offices and clinics of doctors of medicine	14 487	12 533	10 360 884	6 002 814	72.6	4 942 036	2 934 410	68.4	93 871	72 458
8011 pt.	Offices of doctors of medicine	14 075	12 170	9 420 257	5 580 887	68.8	4 640 600	2 798 942	65.8	84 478	63 515
8011 pt.	General medical clinics	412	363	940 627	421 927	122.9	301 436	135 468	122.5	9 393	8 943
802	Offices and clinics of dentists	5 374	4 674	1 893 179	1 212 130	56.2	735 558	462 160	59.2	28 678	23 570
803	Offices and clinics of doctors of osteopathy	762	610	325 522	189 828	71.5	147 644	87 204	69.3	3 852	2 744
804	Offices and clinics of other health practitioners	4 909	3 243	1 239 318	608 044	103.8	438 625	203 849	115.2	18 477	11 090
8041	Offices and clinics of chiropractors	1 847	1 312	444 248	229 378	93.7	147 465	68 136	116.4	6 337	3 934
8042	Offices and clinics of optometrists	854	746	221 280	144 819	52.8	70 085	41 375	69.4	2 943	2 379
8043	Offices and clinics of podiatrists	564	439	147 168	84 101	75.0	52 398	29 498	77.6	2 082	1 401
8049	Offices and clinics of health practitioners, n.e.c.	1 644	746	426 622	149 746	184.9	168 677	64 840	160.1	7 115	3 376
805	Nursing and personal care facilities	722	543	1 906 975	932 501	104.5	816 684	409 526	99.4	55 261	38 259
8051	Skilled nursing care facilities	554	406	1 723 918	830 402	107.6	737 844	364 474	102.4	49 363	33 883
8052	Intermediate care facilities	81	58	134 299	63 114	112.8	59 914	28 159	112.8	4 316	2 925
8059	Nursing and personal care facilities, n.e.c.	87	79	48 758	38 985	25.1	18 926	16 893	12.0	1 582	1 451
806	Hospitals	160	142	4 795 458	2 836 850	69.0	1 564 118	894 368	74.9	63 442	50 056
807, 8, 9	Other health services	3 187	2 303	2 785 253	1 118 874	148.9	987 925	405 013	143.9	51 583	29 747
807	Medical and dental laboratories	1 294	971	874 743	392 044	123.1	253 152	127 894	97.9	10 876	7 345
8071	Medical laboratories	768	464	768 179	311 925	146.3	207 367	92 696	123.7	8 562	5 223
8072	Dental laboratories	526	507	106 564	80 119	33.0	45 785	35 198	30.1	2 314	2 122
808	Home health care services	852	465	1 141 072	284 363	301.3	485 872	138 952	249.7	30 852	14 690
809	Miscellaneous health and allied services, n.e.c.	1 041	867	769 438	442 467	73.9	248 901	138 167	80.1	9 855	7 712
8092	Kidney dialysis centers	117	69	155 668	63 919	143.5	40 206	18 221	120.7	1 747	1 085
8093	Specialty outpatient facilities, n.e.c.	590	472	413 013	254 426	62.3	147 849	80 410	83.9	5 826	4 223
8099	Health and allied services, n.e.c.	334	326	200 757	124 122	61.7	60 846	39 536	53.9	2 282	2 404
81	Legal services	10 871	8 965	5 394 019	3 697 540	45.9	2 647 841	1 821 955	45.3	56 524	49 793
823, 4, 9	Selected educational services	955	623	423 789	324 286	30.7	132 236	104 011	27.1	7 757	6 263
823	Libraries	9	7	1 206	905	33.3	520	253	105.5	57	29
824	Vocational schools	304	219	234 636	207 430	13.1	74 185	58 277	27.3	3 599	3 602
829	Schools and educational services, n.e.c.	642	397	187 947	115 951	62.1	57 531	45 481	26.5	4 101	2 632
83	Social services	3 797	2 832	824 710	458 635	79.8	326 313	189 240	72.4	31 214	22 975
835	Child day care services	2 409	1 910	378 299	232 856	62.5	167 498	103 581	61.7	19 849	15 328
832, 3, 6, 9	Other social services	1 388	922	446 411	225 779	97.7	158 815	85 659	85.4	11 365	7 647
87 ex. 8733	Engineering, accounting, research, management, and related services (except noncommercial research organizations)	15 719	12 563	9 074 840	6 004 978	51.1	3 870 020	2 646 678	46.2	126 919	108 052
871	Engineering, architectural, and surveying services	4 372	3 877	3 126 227	2 251 146	38.9	1 259 478	1 015 727	24.0	37 313	38 675
8711	Engineering services	2 475	2 092	2 395 342	1 577 730	51.8	958 999	718 645	33.4	26 515	25 752
8712	Architectural services	1 238	1 203	526 060	473 021	11.2	196 250	188 425	4.2	6 099	7 188
8713	Surveying services	659	582	204 825	200 395	2.2	104 229	108 657	-4.1	4 699	5 735
872	Accounting, auditing, and bookkeeping services	5 661	4 377	1 572 668	1 175 297	33.8	682 637	517 235	32.0	26 250	23 203
873 ex. 8733	Research, development, and testing services (except noncommercial research organizations)	663	631	736 964	379 951	94.0	291 036	126 657	129.8	11 750	7 383
8731	Commercial physical and biological research	166	163	184 727	188 524	108.7	90 153	136 586	146.4	2 840	1 526
8732	Commercial economic, sociological, and educational research	263	295	277 906	217 000	28.1	84 231	56 574	48.9	4 655	4 140
8734	Testing laboratories	234	173	274 331	90 718	202.4	116 652	39 817	193.0	4 255	1 956
874	Management and public relations services	5 023	3 678	3 638 981	2 198 584	65.5	1 636 869	987 059	65.8	51 606	38 791
8741	Management services	1 466	1 209	1 132 953	635 137	78.4	490 235	291 525	68.2	20 396	14 109
8742	Management consulting services	2 255	1 640	932 469	504 445	84.9	395 846	193 481	104.6	9 700	8 314
8743	Public relations services	300	305	97 430	71 942	35.4	38 911	25 308	53.7	1 186	1 085
8744	Facilities support management services	65	22	1 241 986	863 464	43.8	627 807	426 990	47.0	17 542	13 103
8748	Business consulting services, n.e.c.	937	502	234 143	123 596	89.4	84 070	49 755	69.0	2 782	2 180
89	Services, n.e.c.	949	1 861	369 799	200 498	84.4	132 174	63 633	107.7	4 103	3 810

Table 3b. Comparative Statistics for Firms Exempt From Federal Income Tax for the State: 1992 and 1987

[Includes only establishments with payroll. For meaning of abbreviations and symbols, see introductory text. For explanation of terms and comparability of 1987 and 1992 censuses, see appendix A]

SIC code	Kind of business or operation	Establishments		Expenses			Annual payroll			Paid employees for pay period including March 12	
		1992 (number)	1987 (number)	1992 (\$1,000)	1987 (\$1,000)	Percent change 1987 to 1992	1992 (\$1,000)	1987 (\$1,000)	Percent change 1987 to 1992	1992 (number)	1987 (number)
	Total -----	8 434	7 028	16 946 235	9 361 590	81.0	7 195 231	4 184 844	71.9	317 800	243 844
7032, 704	Camps and membership lodging -----	81	88	34 110	25 236	35.2	10 275	7 160	43.5	803	810
792, 7991 pt., 7997, 7999 pt., 84	Selected amusement, recreation, and related services -----	503	381	599 529	331 550	80.8	229 710	129 192	77.8	16 143	11 488
792	Theatrical producers (except motion picture), bands, orchestras, and entertainers -----	124	81	123 260	58 145	112.0	38 976	20 018	94.7	2 932	1 878
7991 pt., 7997	Gymnasiums, athletic clubs, and membership sports and recreation clubs -----	232	195	376 009	210 079	79.0	157 102	89 592	75.4	10 741	7 794
7999 pt. 84	Fairs -----	27	19	23 816	15 747	51.2	4 787	3 508	36.5	714	555
	Museums, art galleries, and botanical and zoological gardens -----	120	86	76 444	47 579	60.7	28 845	16 074	79.5	1 756	1 261
8011 pt.; 8021 pt.; 805, 6, 8, 9	Selected health services -----	910	690	12 810 290	7 051 545	81.7	5 696 470	3 290 044	73.1	212 834	163 775
8011 pt., 8021 pt.	Clinics of doctors of medicine and dentists -----	118	61	275 826	108 747	153.6	111 281	35 027	217.7	3 455	1 696
805	Nursing and personal care facilities -----	161	125	661 643	330 128	100.4	279 117	144 879	92.7	18 634	12 851
806	Hospitals -----	169	165	11 235 145	6 477 637	73.4	5 004 644	3 021 743	65.6	175 737	144 182
808, 9	Other health services -----	462	339	637 676	255 047	150.0	301 428	132 893	126.8	15 008	8 467
808	Home health care services -----	95	81	260 294	74 639	248.7	120 608	39 061	208.8	5 813	2 561
809	Miscellaneous health and allied services, n.e.c. -----	367	258	377 382	180 408	109.2	180 820	93 832	92.7	9 195	5 906
8111 pt.	Legal aid societies and similar legal services -----	55	42	31 413	16 516	90.2	17 673	10 285	71.8	642	493
823, 4, 9	Selected educational services -----	174	117	55 181	26 190	110.7	22 198	10 752	106.5	1 420	918
83	Social services -----	3 049	2 285	1 822 519	991 750	83.8	735 414	435 982	68.7	56 148	43 098
835	Child day care services -----	611	544	175 207	99 885	75.4	82 917	53 374	55.4	8 244	6 932
832, 3, 6, 9	Other social services -----	2 438	1 741	1 647 312	891 865	84.7	652 497	382 608	70.5	47 904	36 166
861, 2, 4, 9	Selected membership organizations -----	3 499	3 288	1 466 282	851 996	72.1	430 939	276 622	55.8	28 103	22 135
861	Business associations -----	661	569	316 004	196 598	60.7	92 707	63 119	46.9	4 048	3 168
864	Civic, social, and fraternal associations -----	2 214	2 143	600 439	379 400	58.3	175 993	122 317	43.9	16 728	13 715
862, 9	Other membership organizations -----	624	576	549 839	275 998	99.2	162 239	91 186	77.9	7 327	5 252
873, 4 ex. 8744	Research, testing, and consulting services, except facilities support management services -----	163	137	126 911	66 807	90.0	52 552	24 807	111.8	1 707	1 127
873	Research, development, and testing services -----	110	112	89 404	51 736	72.8	34 427	18 705	84.1	1 321	914
8731	Commercial physical and biological research -----	7	10	12 412	7 801	59.1	6 867	3 368	103.9	157	104
8732	Commercial economic, sociological, and educational research -----	6	3	(D)	(D)	(D)	(D)	(D)	(D)	AA	AA
8733	Noncommercial research organizations -----	93	95	74 416	41 986	77.2	26 491	14 932	77.4	1 127	798
8734	Testing laboratories -----	4	4	(D)	(D)	(D)	(D)	(D)	(D)	BB	AA
874 ex. 8744	Management and public relations services, except facilities support management services -----	53	25	37 507	15 071	148.9	18 125	6 102	197.0	386	213

Places With 2,500 Inhabitants or More: 1992

appendix A. For information on geographic areas followed by ▲, see appendix F]

Selected kind-of-business or operation groups — Con.														
Miscellaneous repair services (SIC 76)		Amusement and recreation services, including motion pictures and museums (SIC 78, 79, 84)		Health services (SIC 80)		Legal services (SIC 81)		Selected educational services (SIC 823, 4, 9)		Social services (SIC 83)		Engineering, accounting, research, management, and related services (except noncommercial research organizations) (SIC 87 ex. 8733)		
Number	Receipts (\$1,000)	Number	Receipts (\$1,000)	Number	Receipts (\$1,000)	Number	Receipts (\$1,000)	Number	Receipts (\$1,000)	Number	Receipts (\$1,000)	Number	Receipts (\$1,000)	
5 106	1 944 734	6 373	6 185 348	29 601	23 306 589	10 871	5 394 019	955	423 789	3 797	824 710	15 719	9 074 840	1
54	12 403	75	25 609	445	471 186	142	47 339	17	2 902	48	8 006	241	138 786	2
2	(D)	2	(D)	4	1 042	3	(D)	—	—	3	219	17	4 036	3
30	7 511	38	12 693	266	266 411	121	40 123	14	2 695	21	3 753	146	93 502	4
—	—	1	(D)	—	—	1	(D)	—	—	—	—	1	(D)	5
22	(D)	34	(D)	175	203 733	17	(D)	3	207	24	4 034	77	(D)	6
3	(D)	4	1 004	16	6 559	4	257	1	(D)	9	647	3	132	7
2	(D)	3	(D)	16	6 559	4	257	—	—	5	351	3	132	8
1	(D)	1	(D)	—	—	—	—	1	(D)	4	296	—	—	9
59	16 394	99	48 889	248	206 767	62	21 070	9	(D)	44	7 422	128	67 922	10
—	—	1	(D)	1	(D)	—	—	—	—	2	(D)	—	—	11
3	725	1	(D)	11	2 763	—	—	—	—	4	(D)	8	4 301	12
40	13 204	38	10 666	198	190 332	60	(D)	8	(D)	23	4 626	72	35 360	13
1	(D)	12	10 910	3	(D)	—	—	—	—	—	—	4	(D)	14
1	(D)	3	837	1	(D)	—	—	—	—	1	(D)	—	—	15
—	—	1	(D)	6	1 183	—	—	1	(D)	1	(D)	4	1 004	16
14	(D)	43	(D)	28	(D)	2	(D)	—	—	13	(D)	40	(D)	17
3	(D)	7	1 417	18	10 961	8	1 279	—	—	9	979	9	1 622	18
1	(D)	6	(D)	17	(D)	8	1 279	—	—	4	629	7	(D)	19
2	(D)	1	(D)	1	(D)	—	—	—	—	5	350	2	(D)	20
147	43 641	172	78 179	813	542 723	206	76 069	25	3 960	122	21 333	432	1 595 689	21
6	(D)	6	2 160	3	(D)	—	—	—	—	2	(D)	24	51 419	22
17	6 071	10	1 350	26	6 885	29	7 933	1	(D)	6	(D)	30	11 415	23
3	836	8	(D)	38	14 897	12	(D)	1	(D)	5	182	25	(D)	24
—	—	3	795	30	9 546	7	1 765	—	—	3	(D)	10	2 252	25
2	(D)	9	974	23	11 046	7	1 755	1	(D)	3	462	7	759	26
36	9 764	19	13 130	227	190 255	75	31 529	6	1 314	26	4 330	98	45 514	27
—	—	3	507	17	5 234	1	(D)	1	(D)	1	(D)	6	1 282	28
17	2 889	25	7 037	87	49 196	6	4 675	3	(D)	24	4 750	30	7 631	29
5	1 590	7	4 657	56	43 490	8	3 779	2	(D)	3	780	14	2 658	30
2	(D)	9	1 756	32	9 919	1	(D)	—	—	3	398	21	4 192	31
10	(D)	19	9 962	83	66 914	30	(D)	3	(D)	10	(D)	42	(D)	32
7	(D)	9	2 573	26	17 464	7	917	—	—	6	920	18	7 290	33
42	(D)	45	(D)	165	(D)	23	(D)	7	(D)	30	(D)	107	(D)	34
703	277 595	775	553 175	3 650	3 081 497	1 435	586 756	113	62 557	377	106 938	1 908	814 051	35
8	1 260	11	(D)	26	10 482	1	(D)	2	(D)	7	2 199	11	1 939	36
8	810	9	2 286	40	14 705	5	497	1	(D)	—	—	18	2 050	37
27	5 988	47	27 469	286	134 051	62	14 300	9	2 155	24	7 091	142	42 058	38
17	6 357	12	11 249	13	6 394	6	1 812	1	(D)	4	(D)	13	2 391	39
43	13 193	35	17 496	74	28 696	29	6 602	7	2 147	18	3 681	83	19 886	40
27	10 294	20	12 772	117	63 638	32	11 591	3	(D)	10	3 212	89	62 521	41
121	48 692	132	90 513	655	619 127	744	369 578	25	28 814	38	12 669	442	280 244	42
13	3 519	18	101 431	102	47 898	19	5 955	2	(D)	6	2 577	26	9 923	43
54	19 074	99	43 032	440	414 199	192	89 607	9	2 463	47	11 654	191	78 368	44
2	(D)	6	802	14	3 541	2	(D)	—	—	—	—	6	1 331	45
5	2 238	2	(D)	84	175 199	1	(D)	2	(D)	6	4 146	4	(D)	46
8	1 981	16	13 361	90	36 970	29	7 697	1	(D)	17	8 202	27	5 711	47
1	(D)	2	(D)	45	16 341	3	650	2	(D)	2	(D)	17	6 138	48
26	4 948	22	15 985	106	76 907	4	1 101	1	(D)	18	3 984	36	7 232	49
11	1 741	17	6 694	46	47 852	3	(D)	4	666	9	1 788	18	4 956	50
7	(D)	11	2 761	21	5 189	—	—	2	(D)	8	1 090	11	1 832	51
38	27 616	15	(D)	63	135 218	20	4 463	4	(D)	13	4 613	43	16 119	52
1	(D)	1	(D)	11	2 941	—	—	1	(D)	—	—	4	648	53
6	1 447	2	(D)	9	3 880	—	—	—	—	1	(D)	1	(D)	54
19	2 743	48	18 968	209	160 790	24	5 373	5	3 808	20	5 504	69	15 997	55
29	4 797	44	18 356	446	420 617	70	16 942	9	4 465	26	6 251	182	65 824	56
74	60 797	51	62 345	172	152 911	61	13 495	4	995	29	7 240	98	38 851	57
20	(D)	43	20 791	160	144 665	38	7 318	3	(D)	22	8 122	79	22 239	58
24	5 853	25	19 191	196	192 271	30	6 749	3	(D)	4	1 321	96	31 990	59
4	808	10	2 447	27	19 293	12	3 583	2	(D)	1	(D)	24	3 761	60
110	47 346	77	57 026	198	147 722	48	(D)	11	(D)	47	7 565	178	90 242	61
2	(D)	3	86	16	6 503	2	(D)	—	—	3	(D)	2	(D)	62
26	5 837	37	13 596	239	192 532	33	13 204	4	(D)	37	6 780	79	35 130	63
4	(D)	12	2 818	45	24 983	15	4 756	3	(D)	10	969	31	14 033	64
22	(D)	25	10 778	194	167 549	18	8 448	1	(D)	27	5 811	48	21 097	65
25	4 746	46	15 150	171	147 377	33	7 538	2	(D)	16	811	62	13 158	66
6	919	7	914	46	27 252	12	2 069	—	—	5	(D)	21	8 303	67
11	1 628	9	2 638	45	33 455	14	4 829	1	(D)	5	(D)	12	1 797	68
8	2 199	30	11 598	80	86 670	7	640	1	(D)	6	(D)	29	3 058	69
25	(D)	33	16 624	208	184 591	28	7 782	11	3 127	31	5 214	79	22 714	70
2	(D)	5	5 245	11	5 904	2	(D)	—	—	5	318	8	1 440	71
6	(D)	14	6 319	111	73 712	20	6 165	7	2 333	12	2 664	44	17 197	72
17	(D)	14	5 060	86	104 975	6	(D)	4	794	14	2 232	27	4 077	73
96	16 393	119	78 394	380	239 583	147	69 678	15	2 282	50	14 265	260	99 941	74
28	4 702	48	40 056	240	158 667	89	41 309	8	1 287	15	6 530	139	47 769	75
68	11 691	71	38 338	140	80 916	58	28 369	7	995	35	7 735	121	52 172	76
13	3 332	17	4 655	64	40 882	18	6 642	1	(D)	21	(D)	27	6 952	77
7	1 318	9	2 070	54	37 891	18	6 642	1	(D)	15	(D)	21	4 451	78
6	2 014	8	2 585	10	2 991	—	—	—	—	6	(D)	6	2 501	79
822	342 574	859	638 653	5 491	3 760 286	2 629	1 514 150	171	89 871	428	91 330	2 682	1 238 054	80
1	(D)	5	507	10	3 391	1	(D)	—	—	—	—	2	(D)	81
—	—	5	2 565	29	13 366	14	3 685	—	—	—	—	12	3 490	82
1	(D)	2	(D)	2	(D)	—	—	1	(D)	—	—	2	(D)	83
6	904	52	22 804	432	291 787	432	176 346	14	4 191	11	3 437	357	173 768	84
2	(D)	1	(D)	1	(D)	—	—	—	—	4	379	—	—	85

SERVICE INDUSTRIES—GEOGRAPHIC AREA SERIES

FLORIDA FL-23

Places With 2,500 Inhabitants or More: 1992 —Con.

appendix A. For information on geographic areas followed by ▲, see appendix F]

Selected kind-of-business or operation groups —Con.														
Miscellaneous repair services (SIC 76)		Amusement and recreation services, including motion pictures and museums (SIC 78, 79, 84)		Health services (SIC 80)		Legal services (SIC 81)		Selected educational services (SIC 823, 4, 9)		Social services (SIC 83)		Engineering, accounting, research, management, and related services (except noncommercial research organizations) (SIC 87 ex. 8733)		
Number	Receipts (\$1,000)	Number	Receipts (\$1,000)	Number	Receipts (\$1,000)	Number	Receipts (\$1,000)	Number	Receipts (\$1,000)	Number	Receipts (\$1,000)	Number	Receipts (\$1,000)	
97	25 148	56	73 451	550	474 677	43	9 650	9	4 539	37	6 351	84	14 605	1
12	2 793	2	(D)	5	(D)	—	—	—	(D)	1	(D)	3	(D)	2
8	(D)	8	1 927	59	20 033	17	3 854	—	—	5	(D)	18	3 746	3
178	55 365	178	147 321	1 186	837 333	1 373	1 091 211	36	18 412	87	22 725	642	438 897	4
12	2 426	62	25 303	226	145 629	74	22 387	3	66	15	3 609	98	35 366	5
2	(D)	5	(D)	48	12 685	11	3 656	5	(D)	2	(D)	19	3 955	6
13	11 598	6	1 527	26	8 459	9	1 536	1	2 614	4	439	27	6 786	7
—	—	6	1 971	146	122 245	17	7 434	1	(D)	1	(D)	10	(D)	8
26	4 943	32	27 558	112	54 578	37	8 986	2	(D)	5	2 136	58	12 823	9
27	15 268	24	14 588	284	280 141	102	34 795	10	4 994	10	(D)	79	28 812	10
22	18 017	5	3 022	8	2 935	—	—	2	(D)	6	1 089	1	(D)	11
4	1 775	14	12 107	209	144 808	67	22 637	4	978	9	1 223	66	26 820	12
—	—	2	(D)	8	1 611	—	—	—	—	—	—	2	(D)	13
1	(D)	—	—	5	1 229	—	—	—	—	—	—	1	(D)	14
—	—	2	(D)	10	2 356	—	—	1	(D)	2	(D)	4	317	15
410	201 142	392	291 887	2 135	(D)	432	(D)	82	50 962	229	42 963	1 197	484 607	16
7	1 221	9	2 316	22	8 778	8	1 560	2	(D)	8	(D)	5	1 011	17
5	(D)	7	(D)	21	(D)	8	1 560	1	(D)	6	689	4	(D)	18
2	(D)	2	(D)	1	(D)	—	—	1	(D)	2	(D)	1	(D)	19
3	850	—	—	8	2 125	3	339	—	—	—	—	3	(D)	20
288	197 734	242	117 338	1 354	1 025 844	450	290 921	47	(D)	253	46 892	780	440 739	21
288	197 734	242	117 338	1 354	1 025 844	450	290 921	47	(D)	253	46 892	780	440 739	22
7	(D)	9	3 142	16	5 385	5	902	1	(D)	5	(D)	5	334	23
275	190 894	221	110 307	1 262	989 761	427	285 237	43	(D)	241	45 328	730	428 622	24
5	(D)	9	2 291	61	23 590	15	4 144	2	(D)	7	(D)	28	7 801	25
1	(D)	3	1 598	15	7 108	3	638	1	(D)	—	—	17	3 982	26
83	56 512	107	40 848	433	450 237	158	74 692	18	(D)	88	13 786	218	107 971	27
27	7 772	48	14 197	288	194 804	143	72 428	13	1 487	36	5 294	153	70 583	28
56	48 740	59	26 651	145	255 433	15	2 264	5	(D)	52	8 492	65	37 388	29
7	2 333	15	12 573	32	14 375	9	1 972	1	(D)	6	(D)	12	1 401	30
1	(D)	1	(D)	2	(D)	1	(D)	—	—	—	—	—	—	31
6	(D)	14	(D)	30	(D)	8	(D)	1	(D)	6	(D)	12	1 401	32
1	(D)	—	—	16	14 226	3	478	—	—	2	(D)	5	235	33
—	—	—	—	10	8 587	3	478	—	—	—	(D)	2	(D)	34
1	(D)	—	—	6	5 639	—	—	—	—	—	(D)	3	(D)	35
4	1 157	10	1 432	25	14 894	9	1 529	—	—	9	(D)	16	3 466	36
—	(D)	2	(D)	4	1 219	1	(D)	—	—	2	(D)	—	—	37
3	(D)	3	859	18	12 036	8	(D)	—	—	3	(D)	9	2 215	38
1	(D)	5	(D)	3	1 639	—	—	—	—	4	466	7	1 251	39
1	(D)	3	(D)	2	(D)	2	(D)	1	(D)	—	—	1	(D)	40
—	—	2	(D)	—	—	—	—	—	—	—	—	—	(D)	41
1	(D)	5	736	14	9 226	5	691	—	—	1	(D)	7	1 104	42
1	(D)	4	(D)	13	(D)	4	(D)	—	—	—	—	4	(D)	43
—	—	1	(D)	1	(D)	1	(D)	—	—	1	(D)	3	(D)	44
1	(D)	1	(D)	6	2 283	2	(D)	—	—	2	(D)	2	(D)	45
10	1 058	4	(D)	18	14 664	4	684	—	—	9	632	7	549	46
3	(D)	1	(D)	15	(D)	4	684	—	—	4	(D)	5	(D)	47
7	(D)	3	(D)	3	(D)	—	—	—	—	5	(D)	2	(D)	48
8	4 452	9	3 999	30	12 518	8	1 707	—	—	10	561	12	1 634	49
4	3 507	3	(D)	18	8 846	3	402	—	—	3	140	6	1 288	50
—	—	2	(D)	4	787	1	(D)	—	—	—	—	2	(D)	51
4	945	4	(D)	8	2 885	4	(D)	—	—	7	421	4	(D)	52
32	5 024	36	16 598	171	162 539	27	6 127	2	(D)	16	(D)	60	15 697	53
10	2 737	8	1 134	84	64 214	14	3 386	2	(D)	4	(D)	21	8 826	54
22	2 287	28	15 464	87	98 325	13	2 741	—	—	12	(D)	39	6 871	55
32	7 984	19	7 809	130	86 460	32	6 778	1	(D)	15	(D)	47	11 071	56
6	1 506	4	(D)	15	7 634	2	(D)	—	—	3	(D)	4	459	57
15	3 899	6	(D)	83	36 705	23	4 254	1	(D)	6	2 207	27	8 340	58
11	2 579	9	(D)	32	42 121	7	(D)	—	—	6	(D)	16	2 272	59
363	195 355	351	407 530	1 874	1 629 732	716	475 865	74	59 612	301	74 696	1 094	871 777	60
10	908	9	1 200	68	28 677	8	2 899	2	(D)	13	1 873	21	5 747	61
149	93 814	133	216 706	1 058	878 910	578	420 909	39	37 737	125	41 626	588	535 066	62
2	(D)	7	2 699	43	23 599	9	2 308	5	1 392	6	1 101	30	8 987	63
202	(D)	202	186 925	705	698 546	121	49 749	28	(D)	157	30 096	455	321 977	64
—	—	1	(D)	11	10 023	4	(D)	—	—	6	703	8	1 897	65
—	—	1	(D)	11	10 023	3	(D)	—	—	6	703	6	(D)	66
—	—	—	—	—	—	1	(D)	—	—	—	—	2	(D)	67
25	3 271	39	27 033	232	187 606	62	25 430	4	(D)	26	4 355	133	44 287	68
5	310	7	1 540	28	30 517	5	512	—	—	2	(D)	12	2 117	69
13	2 195	13	(D)	150	96 286	49	17 035	3	(D)	16	(D)	85	28 862	70
7	766	19	(D)	54	60 803	8	7 883	1	(D)	8	(D)	36	13 308	71
12	1 831	18	1 916	39	20 528	12	2 185	—	—	14	1 204	16	4 631	72
—	—	3	49	5	(D)	—	—	—	—	—	—	1	(D)	73
7	(D)	8	1 131	32	16 670	12	2 185	—	—	10	894	12	4 265	74
5	(D)	7	736	2	(D)	—	—	—	—	4	310	3	(D)	75
2	(D)	3	(D)	13	2 812	5	464	—	—	4	416	5	700	76
1	(D)	—	—	10	(D)	4	(D)	—	—	3	(D)	5	700	77
1	(D)	3	(D)	3	(D)	1	(D)	—	—	1	(D)	—	—	78
—	—	—	—	—	—	—	—	—	—	1	(D)	2	(D)	79

Places With 2,500 Inhabitants or More: 1992 —Con.

appendix A. For information on geographic areas followed by ▲, see appendix F]

Selected kind-of-business or operation groups —Con.														
Miscellaneous repair services (SIC 76)		Amusement and recreation services, including motion pictures and museums (SIC 78, 79, 84)		Health services (SIC 80)		Legal services (SIC 81)		Selected educational services (SIC 823, 4, 9)		Social services (SIC 83)		Engineering, accounting, research, management, and related services (except noncommercial research organizations) (SIC 87 ex. 8733)		
Number	Receipts (\$1,000)	Number	Receipts (\$1,000)	Number	Receipts (\$1,000)	Number	Receipts (\$1,000)	Number	Receipts (\$1,000)	Number	Receipts (\$1,000)	Number	Receipts (\$1,000)	
57	10 994	60	19 323	259	153 905	80	22 347	7	(D)	44	5 146	103	20 563	1
5	706	9	3 968	24	6 196	6	1 200	—	(D)	5	(D)	9	1 367	2
4	776	2	(D)	58	31 198	10	2 772	1	(D)	12	1 308	9	1 613	3
5	404	2	(D)	3	880	—	—	—	—	—	—	3	376	4
2	(D)	1	(D)	7	2 445	1	(D)	—	—	1	(D)	7	343	5
14	4 069	11	3 590	96	69 618	21	7 878	2	(D)	7	1 557	28	7 716	6
4	759	4	1 605	29	24 647	11	2 807	—	—	6	(D)	12	2 931	7
2	(D)	2	(D)	17	4 981	20	5 604	—	—	5	853	5	(D)	8
21	(D)	29	(D)	25	13 940	11	(D)	4	(D)	8	(D)	30	(D)	9
142	37 961	186	88 796	714	664 849	203	98 005	14	2 584	103	40 268	416	145 428	10
25	4 738	26	8 402	145	90 066	24	7 530	3	(D)	20	2 603	66	21 609	11
45	16 464	34	15 563	302	437 496	123	75 679	8	2 188	28	7 920	121	57 501	12
4	339	11	2 900	7	2 099	8	1 028	—	—	3	233	18	4 086	13
68	16 420	115	61 931	260	135 188	48	13 768	3	(D)	52	29 512	211	62 232	14
75	18 524	81	30 647	372	330 730	245	189 720	32	10 180	80	(D)	321	173 416	15
60	16 932	64	25 231	318	282 411	241	189 076	24	8 732	61	11 808	269	150 048	16
15	1 592	17	5 416	54	48 319	4	644	8	1 448	19	(D)	52	23 368	17
6	640	9	1 485	20	6 509	7	843	—	—	8	1 019	12	4 237	18
—	—	—	—	2	(D)	—	—	—	—	2	(D)	1	(D)	19
3	(D)	6	1 228	10	5 715	4	1 270	—	—	7	896	8	673	20
3	(D)	4	(D)	8	(D)	4	1 270	—	—	6	(D)	7	(D)	21
—	—	2	(D)	2	(D)	—	—	—	—	1	(D)	1	(D)	22
52	13 569	81	41 280	352	343 403	102	29 642	7	(D)	46	13 328	172	46 458	23
17	3 790	19	11 821	138	202 659	82	25 200	3	(D)	13	6 947	54	23 099	24
1	(D)	4	1 239	10	2 083	—	—	1	(D)	2	(D)	6	916	25
—	—	6	748	3	990	2	(D)	—	—	—	—	11	(D)	26
3	(D)	4	1 007	10	8 606	4	671	—	—	7	2 154	11	2 884	27
31	(D)	48	26 465	191	129 065	14	(D)	3	(D)	24	(D)	87	(D)	28
72	21 124	84	47 704	336	299 460	110	38 569	9	2 429	40	5 909	116	30 226	29
—	—	—	—	4	1 691	—	—	—	—	3	342	1	(D)	30
42	13 948	46	15 427	251	255 792	99	36 428	5	(D)	22	3 798	84	23 947	31
30	7 176	38	32 277	81	41 977	11	2 141	4	(D)	15	1 769	31	(D)	32
41	8 047	62	54 997	249	131 921	97	36 472	13	(D)	32	6 726	173	49 346	33
19	2 507	22	17 679	187	105 731	76	31 980	9	(D)	13	1 965	82	25 795	34
22	5 540	40	37 318	62	26 190	21	4 492	4	(D)	19	4 761	91	23 551	35
51	12 597	149	44 488	131	61 825	65	16 175	5	566	19	1 586	98	24 911	36
13	3 404	59	19 158	62	23 733	34	7 688	2	(D)	2	(D)	26	6 962	37
38	9 193	90	25 330	69	38 092	31	8 487	3	(D)	17	(D)	72	17 949	38
14	4 004	22	5 650	48	21 638	11	2 679	1	(D)	9	(D)	29	7 557	39
3	(D)	11	3 979	38	18 292	10	(D)	1	(D)	5	601	15	5 552	40
11	(D)	11	1 671	10	3 346	1	(D)	—	—	4	(D)	14	2 005	41
52	10 256	120	36 750	249	225 781	82	18 593	9	(D)	35	4 804	142	167 013	42
4	602	7	1 082	31	33 999	8	1 559	1	(D)	4	(D)	12	7 316	43
4	973	53	14 329	16	19 951	5	1 508	—	—	4	(D)	17	5 604	44
19	4 496	27	9 645	64	32 844	35	6 589	2	(D)	9	(D)	42	112 179	45
3	(D)	5	1 996	6	1 512	2	(D)	1	(D)	1	(D)	10	3 061	46
7	708	5	1 267	38	29 246	8	1 617	1	(D)	2	(D)	10	3 041	47
3	(D)	1	(D)	6	1 270	—	—	—	—	1	(D)	3	(D)	48
12	(D)	22	(D)	88	106 959	24	(D)	4	(D)	14	(D)	48	(D)	49
5	1 962	9	1 448	42	41 164	9	2 299	—	—	9	595	13	2 382	50
5	1 962	7	(D)	37	38 705	9	2 299	—	—	9	595	11	(D)	51
—	—	2	(D)	5	2 459	—	—	—	—	—	—	2	(D)	52
274	140 523	446	2 378 157	1 523	1 145 715	710	461 029	61	33 032	247	58 312	1 094	879 715	53
7	1 279	11	10 341	31	9 830	6	1 113	—	—	10	1 416	15	2 467	54
—	—	—	(D)	3	(D)	—	—	—	—	—	—	1	(D)	55
4	(D)	12	3 635	105	73 438	46	11 869	6	(D)	11	7 207	74	86 812	57
6	(D)	1	(D)	15	8 320	2	(D)	—	—	1	(D)	2	(D)	58
93	60 341	147	(D)	609	540 835	529	401 848	19	15 434	64	13 712	434	376 793	59
5	1 739	5	1 313	23	14 381	5	(D)	—	—	1	(D)	10	1 724	60
11	3 059	31	13 127	160	132 597	70	32 837	8	5 818	13	3 753	129	142 493	61
148	(D)	238	(D)	577	(D)	52	(D)	28	(D)	147	(D)	429	(D)	62
26	5 518	71	40 604	177	187 990	35	10 325	6	(D)	26	5 649	57	11 180	63
14	3 271	33	18 490	130	165 573	27	7 058	5	(D)	9	1 547	31	6 029	64
4	372	6	731	24	11 327	6	(D)	1	(D)	8	1 305	12	2 027	65
8	1 875	32	21 383	23	11 090	2	(D)	—	—	9	2 797	14	3 124	66
353	147 039	490	403 035	2 688	1 976 623	1 007	567 152	78	32 054	262	69 999	1 553	755 038	67
7	2 524	5	352	31	10 956	4	602	—	—	5	1 468	7	1 415	68
52	57 535	107	112 664	613	377 745	281	110 752	25	9 830	44	11 052	417	173 364	69
14	5 894	27	29 900	161	101 697	31	6 004	3	(D)	12	3 544	58	13 774	70
23	5 604	22	8 943	209	119 139	35	11 285	4	671	19	3 269	90	28 257	71
1	(D)	4	2 639	8	2 414	—	—	—	—	1	(D)	9	664	72
—	—	1	(D)	2	(D)	1	(D)	—	—	1	(D)	5	291	73
22	3 920	29	24 131	137	55 334	28	8 145	4	590	12	2 943	76	60 067	74
—	—	—	—	40	18 366	2	(D)	—	—	1	(D)	8	2 184	75
13	1 420	7	(D)	15	5 564	2	(D)	1	(D)	8	1 551	11	2 472	76
21	8 444	28	12 621	128	71 780	29	8 455	1	(D)	16	5 379	65	18 270	77
6	1 642	11	2 924	23	15 753	4	966	—	—	4	(D)	16	1 523	78
3	544	6	800	68	31 776	31	18 133	3	(D)	5	964	55	52 829	79
1	(D)	2	(D)	7	2 891	2	(D)	—	—	—	—	2	(D)	80
—	—	16	16 734	17	5 666	56	38 433	3	(D)	—	—	40	11 996	81
12	3 976	25	42 178	204	205 021	36	13 795	2	(D)	7	1 354	90	38 656	82

Places With 2,500 Inhabitants or More: 1992 -Con.

appendix A. For information on geographic areas followed by ▲, see appendix F]

Selected kind-of-business or operation groups -Con.													
Miscellaneous repair services (SIC 76)		Amusement and recreation services, including motion pictures and museums (SIC 78, 79, 84)		Health services (SIC 80)		Legal services (SIC 81)		Selected educational services (SIC 823, 4, 9)		Social services (SIC 83)		Engineering, accounting, research, management, and related services (except noncommercial research organizations) (SIC 87 ex. 8733)	
Number	Receipts (\$1,000)	Number	Receipts (\$1,000)	Number	Receipts (\$1,000)	Number	Receipts (\$1,000)	Number	Receipts (\$1,000)	Number	Receipts (\$1,000)	Number	Receipts (\$1,000)
-	-	3	1 892	7	2 630	1	(D)	-	-	-	-	7	1 747
11	4 909	16	4 369	12	3 685	6	1 203	2	(D)	11	2 185	16	4 813
6	757	7	7 170	26	19 019	3	512	1	(D)	10	1 960	18	2 485
2	(D)	3	(D)	28	14 177	4	(D)	1	(D)	-	-	17	5 206
48	20 256	53	35 596	429	343 443	380	320 162	6	1 455	34	11 458	198	222 828
111	28 867	118	97 917	523	(D)	71	24 512	22	14 111	71	21 976	348	(D)
62	17 886	107	36 192	557	561 675	91	31 184	10	(D)	72	(D)	127	26 743
2	(D)	8	1 973	25	16 467	12	5 585	1	(D)	7	1 889	13	2 271
9	1 235	19	6 751	212	274 304	36	11 000	4	(D)	26	4 537	32	8 802
7	3 804	6	1 880	19	6 789	7	2 973	-	-	2	(D)	7	900
1	(D)	11	3 785	67	40 148	7	2 291	2	(D)	6	369	7	964
43	(D)	63	21 803	234	223 967	29	9 335	3	(D)	31	(D)	68	13 806
290	85 336	392	224 881	2 336	2 004 361	698	262 781	61	(D)	287	71 873	1 113	569 516
-	-	4	(D)	10	(D)	-	-	-	-	1	(D)	3	(D)
32	15 925	57	36 625	411	328 057	165	61 463	11	2 308	53	13 633	192	98 498
9	(D)	11	(D)	115	61 337	24	6 628	1	(D)	13	(D)	36	(D)
1	(D)	3	127	24	12 208	5	4 246	1	(D)	4	228	9	1 436
-	-	1	(D)	2	(D)	-	-	-	-	2	(D)	2	239
1	(D)	3	(D)	11	7 073	-	-	-	-	2	(D)	4	(D)
11	1 542	29	10 565	148	245 303	30	6 535	1	(D)	21	14 338	61	17 225
-	-	9	1 987	7	1 626	3	865	-	-	2	(D)	7	306
2	(D)	10	5 403	22	12 487	3	(D)	1	(D)	5	1 153	19	8 691
29	4 020	15	7 202	68	36 409	6	2 088	3	(D)	15	4 947	39	10 382
7	1 795	1	(D)	31	18 609	4	1 455	2	(D)	4	423	22	2 903
58	12 727	80	46 876	757	601 994	303	135 121	21	6 713	76	14 739	316	129 619
2	(D)	11	(D)	18	6 663	10	1 719	-	-	1	(D)	15	2 179
9	1 666	9	7 734	64	74 741	11	3 489	1	(D)	2	(D)	22	3 528
-	-	5	1 882	47	125 397	3	570	-	-	-	-	5	(D)
6	937	17	7 815	52	74 640	18	4 966	-	-	10	903	23	7 702
2	(D)	8	3 447	8	948	3	(D)	-	-	1	(D)	16	6 749
121	(D)	119	(D)	541	(D)	110	31 820	19	(D)	75	(D)	322	(D)
171	62 178	151	72 329	487	401 721	194	75 257	12	4 618	100	18 317	290	118 278
5	534	11	2 372	11	17 705	3	(D)	-	-	5	(D)	9	5 112
8	(D)	3	(D)	29	15 353	26	8 021	-	-	6	543	16	6 590
3	922	1	(D)	2	(D)	1	(D)	-	-	-	-	4	(D)
2	(D)	-	-	4	643	1	(D)	-	-	-	-	2	(D)
7	1 685	8	3 301	22	20 303	6	(D)	-	-	1	(D)	11	2 118
4	417	1	(D)	-	-	2	(D)	1	(D)	2	(D)	2	(D)
55	15 573	39	18 432	225	196 560	85	37 603	5	(D)	28	5 726	111	61 814
8	943	8	1 021	37	15 513	8	2 524	-	-	6	(D)	10	2 447
10	7 099	5	359	1	(D)	-	-	-	-	1	(D)	8	2 257
20	5 361	30	6 516	115	115 858	43	18 879	3	(D)	23	6 290	59	21 531
49	(D)	45	39 351	41	(D)	19	5 847	3	(D)	28	(D)	58	(D)
21	3 778	17	2 387	72	72 689	23	3 802	-	-	9	(D)	29	4 119
11	2 318	10	1 112	63	67 884	17	3 124	-	-	4	1 240	23	3 232
10	1 460	7	1 275	9	4 805	6	678	-	-	5	(D)	6	887
22	(D)	53	177 216	163	75 326	35	9 673	6	(D)	29	(D)	99	18 934
16	3 831	22	11 216	79	31 123	27	6 811	3	(D)	9	(D)	29	5 164
-	-	3	(D)	-	-	-	-	-	-	-	-	-	(D)
6	(D)	28	(D)	84	44 203	8	2 862	3	(D)	20	(D)	69	(D)
53	14 396	46	20 431	270	316 751	73	27 536	3	(D)	37	5 946	109	27 444
28	7 877	19	(D)	124	159 010	51	21 592	3	(D)	15	1 952	45	12 857
15	(D)	21	9 130	130	137 339	18	(D)	-	-	16	3 018	47	(D)
10	(D)	6	(D)	16	20 402	4	(D)	-	-	6	976	17	(D)
23	6 492	40	12 106	94	72 150	18	4 264	6	(D)	19	2 145	41	9 778
1	(D)	9	4 597	24	9 147	6	1 102	1	(D)	6	(D)	16	4 081
10	1 701	13	4 790	43	45 676	8	2 844	4	(D)	6	(D)	11	1 745
12	(D)	18	2 719	27	17 327	4	318	1	(D)	7	(D)	14	3 952
113	25 046	176	97 951	875	638 297	283	116 779	33	(D)	79	14 269	452	172 697
-	(D)	2	(D)	10	5 985	2	(D)	-	-	2	(D)	4	698
43	10 885	72	48 938	407	355 746	215	97 883	10	3 334	22	3 041	215	99 564
9	3 278	15	9 201	138	99 023	32	11 836	1	(D)	6	1 698	49	8 175
60	(D)	87	(D)	320	177 543	34	(D)	22	(D)	49	(D)	181	(D)
103	44 299	159	89 071	574	414 418	134	36 069	40	21 845	86	16 716	399	157 536
20	7 810	26	15 324	156	96 346	34	15 003	10	2 416	12	3 673	100	76 177
10	1 192	19	15 342	28	8 315	13	2 512	2	(D)	8	1 343	35	10 159
3	203	13	8 872	39	19 565	5	633	1	(D)	3	460	17	3 775
29	18 820	23	9 499	100	110 491	26	5 182	8	(D)	11	2 083	74	23 709
1	(D)	11	3 169	23	5 035	3	(D)	2	(D)	9	1 587	15	2 045
13	2 959	15	4 240	65	89 980	18	5 117	4	(D)	11	(D)	21	6 796
3	(D)	9	7 012	24	9 073	3	576	-	-	4	609	16	3 820
24	12 320	43	25 613	139	75 613	32	(D)	13	(D)	28	(D)	121	31 055
2	(D)	8	1 188	12	8 571	11	1 286	1	(D)	13	(D)	10	1 840
1	(D)	1	(D)	6	5 793	2	(D)	-	-	6	(D)	1	(D)
1	(D)	7	(D)	6	2 778	9	(D)	1	(D)	7	(D)	9	(D)
11	2 818	8	1 426	21	11 972	12	2 513	-	-	8	(D)	11	1 937
4	1 377	5	(D)	16	11 407	11	(D)	-	-	4	490	7	1 568
7	1 441	3	(D)	5	565	1	(D)	-	-	4	(D)	4	369
10	4 180	3	446	18	9 562	7	1 113	-	-	6	437	10	1 457
8	(D)	3	446	18	9 562	7	1 113	-	-	3	(D)	8	(D)
2	(D)	-	-	-	-	-	-	-	-	3	(D)	2	(D)
2	(D)	3	363	5	(D)	2	(D)	-	-	2	(D)	1	(D)

Table 4. Summary Statistics for Firms Subject to Federal Income Tax for Counties and for

[Includes only establishments with payroll. For meaning of abbreviations and symbols, see introductory text. For explanation of terms and comparability of 1987 and 1992 censuses, see

	Geographic area	Estab-lish-ments (number)	Receipts (\$1,000)	Annual payroll (\$1,000)	First-quarter payroll (\$1,000)	Paid employees for pay period including March 12 (number)	Selected kind-of-business or operation groups							
							Hotels, rooming houses, camps, and other lodging places (except membership lodging) (SIC 70 ex. 704)		Personal services (SIC 72)		Business services (SIC 73)		Automotive repair, services, and parking (SIC 75)	
							Number	Receipts (\$1,000)	Number	Receipts (\$1,000)	Number	Receipts (\$1,000)	Number	Receipts (\$1,000)
1	Volusia County -----	3 001	1 376 135	484 655	110 575	28 129	236	195 270	340	52 654	444	165 576	238	78 552
2	Daytona Beach -----	864	586 330	196 213	45 939	11 548	111	(D)	75	16 613	106	55 243	56	38 161
3	De Land -----	271	106 585	40 597	8 739	1 900	6	2 759	34	6 318	29	7 685	29	9 298
4	Edgewater -----	61	14 843	5 340	1 237	394	2	(D)	5	(D)	11	7 247	9	1 662
5	Holly Hill -----	169	68 823	25 585	6 173	1 400	3	(D)	24	7 346	36	19 249	34	9 177
6	New Smyrna Beach -----	207	59 473	21 853	4 754	1 184	16	5 891	26	3 447	39	10 133	9	1 203
7	Orange City -----	109	33 219	9 997	2 293	696	3	1 918	15	1 127	9	2 429	14	4 353
8	Ormond Beach -----	421	221 244	85 971	18 238	3 738	22	20 357	40	4 417	61	13 703	18	4 003
9	Pierson -----	6	677	210	59	22	-	-	-	-	1	(D)	1	(D)
10	Port Orange -----	214	59 805	19 942	4 697	1 378	4	3 875	32	3 875	49	13 988	17	2 310
11	South Daytona -----	124	32 848	13 158	3 279	1 029	-	-	22	2 789	20	9 343	11	2 703
12	Balance of county -----	555	192 288	65 789	15 167	4 840	69	(D)	67	(D)	83	(D)	40	(D)
13	Wakulla County -----	45	10 649	3 573	887	255	2	(D)	2	(D)	4	(D)	9	1 078
14	Walton County -----	120	78 853	27 148	5 959	1 757	10	43 553	11	1 371	20	5 445	11	3 064
15	De Funiak Springs -----	50	20 100	6 701	1 439	517	2	(D)	6	1 075	5	434	4	1 911
16	Balance of county -----	70	58 753	20 447	4 520	1 240	8	(D)	5	296	15	5 011	7	1 153
17	Washington County -----	77	23 030	7 981	1 740	528	4	577	10	839	7	577	4	981
18	Chipley -----	51	13 973	5 014	1 164	392	3	(D)	8	(D)	3	(D)	4	981
19	Balance of county -----	26	9 057	2 967	576	136	1	(D)	2	(D)	4	(D)	-	-

Places With 2,500 Inhabitants or More: 1992 —Con.

appendix A. For information on geographic areas followed by ▲, see appendix F]

Selected kind-of-business or operation groups —Con.														
Miscellaneous repair services (SIC 76)		Amusement and recreation services, including motion pictures and museums (SIC 78, 79, 84)		Health services (SIC 80)		Legal services (SIC 81)		Selected educational services (SIC 823, 4, 9)		Social services (SIC 83)		Engineering, accounting, research, management, and related services (except noncommercial research organizations) (SIC 87 ex. 8733)		
Number	Receipts (\$1,000)	Number	Receipts (\$1,000)	Number	Receipts (\$1,000)	Number	Receipts (\$1,000)	Number	Receipts (\$1,000)	Number	Receipts (\$1,000)	Number	Receipts (\$1,000)	
129	30 804	199	123 515	708	520 224	242	79 564	20	(D)	97	(D)	338	96 151	1
28	7 736	53	66 831	186	208 697	137	54 379	5	(D)	19	3 185	84	25 254	2
10	3 530	19	14 208	81	44 174	24	7 743	2	(D)	5	(D)	31	8 601	3
6	1 803	4	723	9	1 933	—	—	—	—	7	529	8	438	4
14	2 530	8	5 112	30	18 529	4	(D)	—	—	5	432	10	3 903	5
3	604	9	2 382	49	23 350	16	3 780	1	(D)	4	372	33	7 723	6
6	1 315	7	3 326	34	14 615	4	(D)	1	(D)	6	1 061	10	2 373	7
12	3 638	27	11 803	135	117 304	27	5 951	7	(D)	12	3 263	58	27 012	8
1	(D)	—	—	1	(D)	—	—	—	—	1	(D)	1	(D)	9
12	4 367	14	2 740	40	15 726	10	3 075	1	(D)	9	(D)	26	7 828	10
7	1 357	8	1 880	24	10 191	10	1 884	—	—	6	517	16	2 184	11
30	(D)	50	14 510	119	(D)	10	(D)	3	(D)	23	(D)	61	(D)	12
2	(D)	2	(D)	5	4 238	4	335	—	—	6	1 407	9	916	13
8	919	7	2 147	25	16 787	8	1 423	—	—	4	422	16	3 722	14
3	(D)	—	—	13	11 821	7	(D)	—	—	2	(D)	8	1 944	15
5	(D)	7	2 147	12	4 966	1	(D)	—	—	2	(D)	8	1 778	16
3	444	6	(D)	18	8 956	3	401	2	(D)	8	1 102	11	1 977	17
3	444	—	—	16	(D)	3	401	2	(D)	3	699	6	1 492	18
—	—	6	(D)	2	(D)	—	—	—	—	5	403	5	485	19

Table 5. Summary Statistics for Firms Subject to Federal Income Tax for Places With 350 Establishments or More: 1992

[Includes only establishments with payroll. For meaning of abbreviations and symbols, see introductory text. For explanation of terms and comparability of 1987 and 1992 censuses, see appendix A. For information on geographic areas followed by ▲, see appendix F]

SIC code	Geographic area and kind of business or operation	Establishments (number)	Receipts (\$1,000)	Annual payroll (\$1,000)	First-quarter payroll (\$1,000)	Paid employees for pay period including March 12 (number)
ALTAMONTE SPRINGS						
	Total	622	383 657	153 146	34 443	6 206
70 ex. 704	Hotels, rooming houses, camps, and other lodging places (except membership lodging)	11	30 533	7 037	1 632	596
7011	Hotels and motels	10	(D)	(D)	(D)	FF
7011 pt.	Hotels	8	(D)	(D)	(D)	FF
7011 pt.	Motels, motor hotels, and tourist courts	2	(D)	(D)	(D)	BB
702, 3	Other lodging places	1	(D)	(D)	(D)	AA
72	Personal services	72	16 946	5 654	1 449	489
721	Laundry, cleaning, and garment services	20	3 405	734	193	85
7211	Power laundries, family and commercial*	—	—	—	—	—
7213	Linen supply*	—	—	—	—	—
7215	Coin-operated laundries and drycleaning	2	(D)	(D)	(D)	AA
7216	Drycleaning plants, except rug cleaning*	13	2 305	471	124	54
7217	Carpet and upholstery cleaning	2	(D)	(D)	(D)	AA
7218	Industrial laundriers*	—	—	—	—	—
7212, 9	Other laundry, cleaning, and garment services*	3	653	153	32	14
722	Photographic studios, portrait	4	1 854	348	84	35
723, 4	Beauty and barber shops	36	8 374	4 038	1 009	315
723	Beauty shops	36	8 374	4 038	1 009	315
724	Barber shops	—	—	—	—	—
725	Shoe repair shops and shoeshine parlors	—	—	—	—	—
726	Funeral service and crematories	2	(D)	(D)	(D)	AA
729	Miscellaneous personal services	10	(D)	(D)	(D)	BB
73	Business services	144	108 050	40 086	9 198	1 439
731	Advertising	8	3 160	1 068	305	47
732	Consumer credit reporting agencies, mercantile reporting agencies, and adjustment and collection agencies	4	3 988	1 552	368	69
733	Mailing, reproduction, commercial art and photography, and stenographic services	17	4 676	1 457	323	83
734	Services to dwellings and other buildings	23	4 336	1 448	308	79
735	Miscellaneous equipment rental and leasing	5	5 416	1 072	251	54
736	Personnel supply services	15	6 019	3 732	946	283
737	Computer programming, data processing, and other computer related services	40	66 343	25 022	5 545	558
7371, 2, 3	Computer programming, prepackaged software, and integrated systems	29	56 276	21 313	4 876	476
7374, 5, 6	Data processing services	3	(D)	(D)	(D)	BB
7377, 8, 9	Computer rental and leasing, maintenance, and related services, n.e.c.	8	(D)	(D)	(D)	BB
738	Miscellaneous business services	32	14 112	4 735	1 152	266
75	Automotive repair, services, and parking	32	10 307	2 909	691	232
751	Automotive rental and leasing, without drivers	—	—	—	—	—
752	Automobile parking	—	—	—	—	—
753	Automotive repair shops	25	6 239	1 677	390	77
7532	Top, body, and upholstery repair shops and paint shops	5	(D)	(D)	(D)	AA
7538	General automotive repair shops	17	3 667	957	234	48
7533, 4, 6, 7, 9	Other automotive repair shops	3	(D)	(D)	(D)	AA
754	Automotive services, except repair	7	4 068	1 232	301	155
76	Miscellaneous repair services	20	7 810	1 170	277	60
762	Electrical repair shops	11	6 580	749	183	35
7622	Radio and television repair shops	3	262	87	16	7
7623, 9	Other electrical and electronic repair shops	8	6 318	662	167	28
763	Watch, clock, and jewelry repair	—	—	—	—	—
764	Reupholstery and furniture repair	2	(D)	(D)	(D)	AA
769	Miscellaneous repair and related services	7	(D)	(D)	(D)	BB
78, 79, 84	Amusement and recreation services, including motion pictures and museums	26	15 324	2 653	560	270
781, 2	Motion picture production, distribution, and services	5	900	271	36	11
783	Motion picture theaters	3	(D)	(D)	(D)	BB
784	Video tape rental	7	4 661	915	188	123
792	Theatrical producers (except motion picture), bands, orchestras, and entertainers	—	—	—	—	—
793	Bowling centers	1	(D)	(D)	(D)	BB
79 ex. 792, 3, 84	Commercial sports and other amusement and recreation services, including museums	10	4 703	794	191	61
80	Health services	156	96 346	40 824	8 849	1 073
801	Offices and clinics of doctors of medicine	68	56 014	26 011	5 468	513
802	Offices and clinics of dentists	23	9 651	3 846	902	144
803	Offices and clinics of doctors of osteopathy	3	(D)	(D)	(D)	AA
804	Offices and clinics of other health practitioners	40	12 591	4 293	917	132
805	Nursing and personal care facilities	2	(D)	(D)	(D)	CC
806	Hospitals	—	—	—	—	—
807, 8, 9	Other health services	20	(D)	(D)	(D)	CC
81	Legal services	34	15 003	8 538	1 499	193
823, 4, 9	Selected educational services	10	2 416	520	140	39

Table 5. Summary Statistics for Firms Subject to Federal Income Tax for Places With 350 Establishments or More: 1992 — Con.

[Includes only establishments with payroll. For meaning of abbreviations and symbols, see introductory text. For explanation of terms and comparability of 1987 and 1992 censuses, see appendix A. For information on geographic areas followed by ▲, see appendix F]

SIC code	Geographic area and kind of business or operation	Establishments (number)	Receipts (\$1,000)	Annual payroll (\$1,000)	First-quarter payroll (\$1,000)	Paid employees for pay period including March 12 (number)
ALTAMONTE SPRINGS—Con.						
83	Social services	12	3 673	1 201	301	117
835	Child day care services	6	969	394	106	48
832, 3, 6, 9	Other social services	6	2 704	807	195	69
87 ex. 8733	Engineering, accounting, research, management, and related services (except noncommercial research organizations)	100	76 177	42 075	9 747	1 687
871	Engineering, architectural, and surveying services	26	9 786	3 738	1 032	140
872	Accounting, auditing, and bookkeeping services	39	5 989	2 585	700	157
873 ex. 8733	Research, development, and testing services (except noncommercial research organizations)	10	(D)	(D)	(D)	GG
874	Management and public relations services	25	(D)	(D)	(D)	BB
89	Services, n.e.c.	5	1 072	479	100	11
BOCA RATON						
	Total	2 364	1 411 059	578 431	132 793	22 525
70 ex. 704	Hotels, rooming houses, camps, and other lodging places (except membership lodging)	22	156 838	40 089	13 153	2 872
7011	Hotels and motels	22	156 838	40 089	13 153	2 872
7011 pt.	Hotels	12	147 156	37 029	12 647	2 664
7011 pt.	Hotels, 25 guestrooms or more	12	147 156	37 029	12 647	2 664
7011 pt.	Hotels, less than 25 guestrooms	—	—	—	—	—
7011 pt.	Motels, motor hotels, and tourist courts	10	9 682	3 060	506	208
7011 pt.	Motels, tourist courts	9	(D)	(D)	(D)	CC
7011 pt.	Motor hotels	1	(D)	(D)	(D)	AA
702, 3	Other lodging places	—	—	—	—	—
702	Rooming and boarding houses	—	—	—	—	—
703	Camps and recreational vehicle parks	—	—	—	—	—
72	Personal services	225	51 028	19 174	4 992	1 652
721	Laundry, cleaning, and garment services	70	14 962	5 191	1 207	375
7211	Power laundries, family and commercial*	2	(D)	(D)	(D)	BB
7213	Linen supply*	1	(D)	(D)	(D)	AA
7215	Coin-operated laundries and drycleaning	7	1 039	264	67	29
7216	Drycleaning plants, except rug cleaning*	33	6 879	2 325	429	168
7217	Carpet and upholstery cleaning	13	4 092	1 579	418	76
7218	Industrial launderers*	1	(D)	(D)	(D)	AA
7212, 9	Other laundry, cleaning, and garment services*	13	1 423	347	87	35
7212	Garment pressing, and agents for laundries and drycleaners	8	1 101	217	52	18
7219	Laundry and garment services, n.e.c.*	5	322	130	35	17
722	Photographic studios, portrait	5	687	149	36	13
723, 4	Beauty and barber shops	114	21 553	9 780	2 599	765
723	Beauty shops	112	(D)	(D)	(D)	FF
724	Barber shops	2	(D)	(D)	(D)	AA
725	Shoe repair shops and shoeshine parlors	5	292	62	11	5
726	Funeral service and crematories	3	4 151	930	230	27
729	Miscellaneous personal services	28	9 383	3 062	909	467
7291	Tax return preparation services	2	(D)	(D)	(D)	EE
7299	Miscellaneous personal services, n.e.c.	26	(D)	(D)	(D)	CC
73	Business services	462	317 074	164 679	36 874	7 005
731	Advertising	26	16 389	6 038	1 042	125
7311	Advertising agencies	23	(D)	(D)	(D)	CC
7312	Outdoor advertising services	—	—	—	—	—
7313	Radio, television, publishers' advertising representatives	3	(D)	(D)	(D)	AA
7319	Advertising, n.e.c.	—	—	—	—	—
732	Consumer credit reporting agencies, mercantile reporting agencies, and adjustment and collection agencies	12	2 177	667	110	36
7322	Adjustment and collection services	11	(D)	(D)	(D)	BB
7323	Credit reporting services	1	(D)	(D)	(D)	AA
733	Mailing, reproduction, commercial art and photography, and stenographic services	40	14 732	4 134	910	160
7331	Direct mail advertising services	8	1 972	489	115	24
7334	Photocopying and duplicating services	5	2 415	668	185	47
7335, 6	Commercial photography, art, and graphics	16	8 322	2 167	447	65
7335	Commercial photography	1	(D)	(D)	(D)	AA
7336	Commercial art and graphic design	15	(D)	(D)	(D)	BB
7338	Secretarial and court reporting services	11	2 023	810	163	24
734	Services to dwellings and other buildings	73	23 199	10 774	2 518	1 004
7342	Disinfecting and pest control services	14	5 422	2 449	588	97
7349	Building cleaning and maintenance services, n.e.c.	59	17 777	8 325	1 930	907
735	Miscellaneous equipment rental and leasing	21	13 308	5 813	1 307	156
7352	Medical equipment rental and leasing	2	(D)	(D)	(D)	AA
7353	Heavy construction equipment rental and leasing	1	(D)	(D)	(D)	AA
7359	Equipment rental and leasing, n.e.c.	18	(D)	(D)	(D)	CC
736	Personnel supply services	46	130 416	93 230	20 924	3 926
7361	Employment agencies	21	5 108	1 563	445	39
7363	Help supply services	25	125 308	91 667	20 479	3 887
7363 pt.	Temporary help supply	21	(D)	(D)	(D)	HH
7363 pt.	Help supply, except temporary	4	(D)	(D)	(D)	GG

Table 5. Summary Statistics for Firms Subject to Federal Income Tax for Places With 350 Establishments or More: 1992 — Con.

[Includes only establishments with payroll. For meaning of abbreviations and symbols, see introductory text. For explanation of terms and comparability of 1987 and 1992 censuses, see appendix A. For information on geographic areas followed by ▲, see appendix F]

SIC code	Geographic area and kind of business or operation	Establishments (number)	Receipts (\$1,000)	Annual payroll (\$1,000)	First-quarter payroll (\$1,000)	Paid employees for pay period including March 12 (number)
	BOCA RATON—Con.					
73	Business services—Con.					
737	Computer programming, data processing, and other computer related services -----	92	60 630	23 059	4 519	499
7371, 2, 3	Computer programming, prepackaged software, and integrated systems -----	57	33 303	12 377	2 356	237
7371	Computer programming services -----	41	26 250	10 417	1 872	175
7372	Prepackaged software -----	12	4 650	1 402	360	44
7373	Computer integrated systems -----	4	2 403	558	124	18
7374, 5, 6	Data processing services -----	15	18 675	8 039	1 613	156
7374, 5	Computer processing, information retrieval -----	15	18 675	8 039	1 613	156
7376	Computer facilities management services -----	—	—	—	—	—
7377, 8, 9	Computer rental and leasing, maintenance, and related services, n.e.c. -----	20	8 652	2 643	550	106
7377	Computer rental and leasing -----	1	(D)	(D)	(D)	BB
7378	Computer maintenance and repair -----	7	1 410	328	52	10
7379	Computer related services, n.e.c. -----	12	(D)	(D)	(D)	BB
738	Miscellaneous business services -----	152	56 223	20 964	5 544	1 099
7381, 2	Detective agencies and protective services -----	18	19 780	11 586	3 472	673
7381	Detective, guard, and armored car services -----	12	12 248	8 478	2 670	548
7382	Security systems services -----	6	7 532	3 108	802	125
7383	News syndicates -----	—	—	—	—	—
7384	Photofinishing laboratories* -----	14	2 368	562	140	50
7389	Business services, n.e.c. -----	120	34 075	8 816	1 932	376
7389 pt.	Sign painting shops -----	2	(D)	(D)	(D)	AA
7389 pt.	Interior designing -----	37	15 385	1 934	452	78
7389 pt.	Telephone answering services -----	2	(D)	(D)	(D)	AA
7389 pt.	Other business services -----	79	18 022	6 727	1 464	294
75	Automotive repair, services, and parking -----	92	28 024	7 038	1 823	440
751	Automotive rental and leasing, without drivers -----	1	(D)	(D)	(D)	AA
7513	Truck rental and leasing, without drivers -----	1	(D)	(D)	(D)	AA
7514, 5	Passenger car rental and leasing -----	—	—	—	—	—
7514	Passenger car rental -----	—	—	—	—	—
7515	Passenger car leasing -----	—	—	—	—	—
7519	Utility trailer and recreational vehicle rental -----	—	—	—	—	—
752	Automobile parking -----	—	—	—	—	—
753	Automotive repair shops -----	72	23 368	5 748	1 458	279
7532	Top, body, and upholstery repair shops and paint shops -----	15	6 146	1 533	356	74
7532 pt.	Top and body repair shops -----	15	6 146	1 533	356	74
7532 pt.	Paint shops -----	—	—	—	—	—
7538	General automotive repair shops -----	39	13 594	3 304	847	148
7538 pt.	General automotive repair shops, except diesel -----	36	(D)	(D)	(D)	CC
7538 pt.	Diesel repair shops -----	3	(D)	(D)	(D)	BB
7533, 4, 6, 7, 9	Other automotive repair shops -----	18	3 628	911	255	57
7533	Automotive exhaust system repair shops -----	4	824	156	29	7
7534	Tire retreading and repair shops -----	—	—	—	—	—
7536	Automotive glass replacement shops -----	1	(D)	(D)	(D)	AA
7537	Automotive transmission repair shops -----	8	1 388	320	113	19
7539	Automotive repair shops, n.e.c. -----	5	(D)	(D)	(D)	BB
7539 pt.	Radiator repair -----	—	—	—	—	—
7539 pt.	Brake, front end, and wheel alignment -----	1	(D)	(D)	(D)	AA
7539 pt.	Automotive electrical and fuel system services -----	2	(D)	(D)	(D)	AA
7539 pt.	Other automotive repair shops, n.e.c. -----	2	(D)	(D)	(D)	AA
754	Automotive services, except repair -----	19	(D)	(D)	(D)	CC
7542	Carwashes -----	8	(D)	(D)	(D)	BB
7549	Automotive services, except repair and carwashes -----	11	2 520	588	182	73
76	Miscellaneous repair services -----	52	57 535	21 433	5 390	923
762	Electrical repair shops -----	22	52 101	19 885	4 993	836
7622	Radio and television repair shops -----	5	(D)	(D)	(D)	BB
7623, 9	Other electrical and electronic repair shops -----	17	(D)	(D)	(D)	FF
7623	Refrigeration and air-conditioning service and repair shops -----	3	(D)	(D)	(D)	FF
7629	Electrical and electronic repair shops, n.e.c. -----	14	(D)	(D)	(D)	BB
763	Watch, clock, and jewelry repair -----	3	211	80	17	7
764	Reupholstery and furniture repair -----	9	1 169	399	116	21
769	Miscellaneous repair and related services -----	18	4 054	1 069	264	59
7692	Welding repair -----	1	(D)	(D)	(D)	AA
7694	Armature rewinding shops -----	1	(D)	(D)	(D)	AA
7699	Repair shops and related services, n.e.c. -----	16	(D)	(D)	(D)	BB
78, 79, 84	Amusement and recreation services, including motion pictures and museums -----	107	112 664	28 755	6 565	1 830
781, 2	Motion picture production, distribution, and services -----	14	16 028	6 417	1 112	74
783	Motion picture theaters -----	4	8 060	1 028	243	107
7832	Motion picture theaters, except drive-in -----	4	8 060	1 028	243	107
7833	Drive-in motion picture theaters -----	—	—	—	—	—
784	Video tape rental -----	9	(D)	(D)	(D)	BB
792	Theatrical producers (except motion picture), bands, orchestras, and entertainers -----	6	(D)	(D)	(D)	AA
7922	Theatrical producers (except motion picture) and miscellaneous theatrical services -----	2	(D)	(D)	(D)	AA
7929	Bands, orchestras, actors, and other entertainers and entertainment groups -----	4	(D)	(D)	(D)	AA
793	Bowling centers -----	1	(D)	(D)	(D)	BB

Table 5. Summary Statistics for Firms Subject to Federal Income Tax for Places With 350 Establishments or More: 1992 — Con.

[Includes only establishments with payroll. For meaning of abbreviations and symbols, see introductory text. For explanation of terms and comparability of 1987 and 1992 censuses, see appendix A. For information on geographic areas followed by ▲, see appendix F]

SIC code	Geographic area and kind of business or operation	Establishments (number)	Receipts (\$1,000)	Annual payroll (\$1,000)	First-quarter payroll (\$1,000)	Paid employees for pay period including March 12 (number)
	BOCA RATON—Con.					
78, 79, 84	Amusement and recreation services, including motion pictures and museums—Con.					
79 ex. 792, 3, 84	Commercial sports and other amusement and recreation services, including museums	73	79 350	19 779	4 853	1 534
794	Commercial sports	5	(D)	(D)	(D)	BB
7941	Professional sports clubs, managers, promoters	3	(D)	(D)	(D)	AA
7948	Racing, including track operation	2	(D)	(D)	(D)	AA
79 ex. 792, 3, 4, 84	Other amusement and recreation services, including museums	68	(D)	(D)	(D)	GG
791	Dance studios, schools, and halls	5	2 087	262	73	16
7991	Physical fitness facilities	13	26 852	3 244	705	347
7992	Public golf courses	6	3 741	978	133	58
7993	Coin-operated amusement devices	2	(D)	(D)	(D)	AA
7996	Amusement parks	2	(D)	(D)	(D)	AA
7997	Membership sports and recreation clubs	15	29 715	12 600	3 503	897
7999, 84	Amusement and recreation services, including museums, n.e.c. ..	25	13 969	2 143	337	187
7999 pt.	Concession operators of amusement devices and rides	—	—	—	—	—
7999 pt.	Carnivals, circuses, and fairs	1	(D)	(D)	(D)	BB
7999 pt., 84	Other recreation and amusements, including museums	24	(D)	(D)	(D)	CC
80	Health services	613	377 745	164 563	35 123	3 962
801	Offices and clinics of doctors of medicine	311	242 660	113 842	23 886	1 910
8011 pt.	Offices of doctors of medicine	306	106 845	106 845	22 582	1 669
8011 pt.	General medical clinics	5	20 890	6 997	1 304	241
802	Offices and clinics of dentists	128	51 276	19 823	4 394	636
803	Offices and clinics of doctors of osteopathy	5	3 821	2 036	454	45
804	Offices and clinics of other health practitioners	114	25 054	8 903	1 950	325
8041	Offices and clinics of chiropractors	42	9 911	3 216	659	130
8042	Offices and clinics of optometrists	11	2 398	698	141	16
8043	Offices and clinics of podiatrists	17	3 735	1 294	266	54
8049	Offices and clinics of health practitioners, n.e.c.	44	9 010	3 695	884	125
805	Nursing and personal care facilities	8	17 209	7 234	1 561	416
8051	Skilled nursing care facilities	4	(D)	(D)	(D)	EE
8052	Intermediate care facilities	4	(D)	(D)	(D)	AA
8059	Nursing and personal care facilities, n.e.c.	—	—	—	—	—
806	Hospitals	—	—	—	—	—
8062	General medical and surgical hospitals	—	—	—	—	—
8063, 9	Specialty hospitals	—	—	—	—	—
807, 8, 9	Other health services	47	37 725	12 725	2 878	630
807	Medical and dental laboratories	22	12 930	2 775	622	140
8071	Medical laboratories	16	11 592	2 114	462	109
8072	Dental laboratories	6	1 338	661	160	31
808	Home health care services	12	14 754	6 724	1 612	368
809	Miscellaneous health and allied services, n.e.c.	13	10 041	3 226	644	122
8092	Kidney dialysis centers	1	(D)	(D)	(D)	AA
8093	Specialty outpatient facilities, n.e.c.	8	6 327	1 918	430	67
8099	Health and allied services, n.e.c.	4	(D)	(D)	(D)	BB
81	Legal services	281	110 752	46 343	9 844	1 025
823, 4, 9	Selected educational services	25	9 830	3 404	783	147
823	Libraries	—	—	—	—	—
824	Vocational schools	12	2 865	1 021	138	42
829	Schools and educational services, n.e.c.	13	6 965	2 383	645	105
83	Social services	44	11 052	4 151	975	311
835	Child day care services	26	5 356	2 160	549	208
832, 3, 6, 9	Other social services	18	5 696	1 991	426	103
87 ex. 8733	Engineering, accounting, research, management, and related services (except noncommercial research organizations)	417	173 364	76 409	16 909	2 303
871	Engineering, architectural, and surveying services	97	53 892	24 112	5 581	681
8711	Engineering services	49	34 647	15 471	3 636	432
8712	Architectural services	40	14 346	5 639	1 306	148
8713	Surveying services	8	4 899	3 002	639	101
872	Accounting, auditing, and bookkeeping services	120	33 277	16 981	3 698	807
873 ex. 8733	Research, development, and testing services (except noncommercial research organizations)	13	5 136	1 894	348	81
8731	Commercial physical and biological research	7	2 126	945	217	19
8732	Commercial economic, sociological, and educational research	3	(D)	(D)	(D)	AA
8734	Testing laboratories	3	(D)	(D)	(D)	BB
874	Management and public relations services	187	81 059	33 422	7 282	734
8741	Management services	54	43 949	17 598	4 067	451
8742	Management consulting services	84	25 404	11 493	2 158	186
8743	Public relations services	12	(D)	(D)	(D)	BB
8744	Facilities support management services	1	(D)	(D)	(D)	AA
8748	Business consulting services, n.e.c.	36	(D)	(D)	(D)	BB
89	Services, n.e.c.	24	5 153	2 393	362	55

Table 5. Summary Statistics for Firms Subject to Federal Income Tax for Places With 350 Establishments or More: 1992 — Con.

[Includes only establishments with payroll. For meaning of abbreviations and symbols, see introductory text. For explanation of terms and comparability of 1987 and 1992 censuses, see appendix A. For information on geographic areas followed by ▲, see appendix F]

SIC code	Geographic area and kind of business or operation	Establishments (number)	Receipts (\$1,000)	Annual payroll (\$1,000)	First-quarter payroll (\$1,000)	Paid employees for pay period including March 12 (number)
	BOYNTON BEACH					
	Total	508	210 419	84 742	18 316	4 016
70 ex. 704	Hotels, rooming houses, camps, and other lodging places (except membership lodging)	10	5 094	1 466	294	182
7011	Hotels and motels	10	5 094	1 466	294	182
7011 pt.	Hotels	2	(D)	(D)	(D)	CC
7011 pt.	Motels, motor hotels, and tourist courts	8	(D)	(D)	(D)	BB
702, 3	Other lodging places	—	—	—	—	—
72	Personal services	63	10 525	3 520	969	322
721	Laundry, cleaning, and garment services	20	2 245	644	172	68
7211	Power laundries, family and commercial*	—	—	—	—	—
7213	Linen supply*	—	—	—	—	—
7215	Coin-operated laundries and drycleaning	6	366	85	28	12
7216	Drycleaning plants, except rug cleaning*	5	(D)	(D)	(D)	AA
7217	Carpet and upholstery cleaning	6	1 414	484	117	38
7218	Industrial laundriers*	—	—	—	—	—
7212, 9	Other laundry, cleaning, and garment services*	3	(D)	(D)	(D)	AA
722	Photographic studios, portrait	—	—	—	—	—
723, 4	Beauty and barber shops	35	5 691	2 311	667	217
723	Beauty shops	35	5 691	2 311	667	217
724	Barber shops	—	—	—	—	—
725	Shoe repair shops and shoeshine parlors	—	—	—	—	—
726	Funeral service and crematories	2	(D)	(D)	(D)	BB
729	Miscellaneous personal services	6	(D)	(D)	(D)	AA
73	Business services	84	24 537	10 596	2 467	534
731	Advertising	2	(D)	(D)	(D)	AA
732	Consumer credit reporting agencies, mercantile reporting agencies, and adjustment and collection agencies	4	915	113	34	15
733	Mailing, reproduction, commercial art and photography, and stenographic services	5	583	186	40	9
734	Services to dwellings and other buildings	24	6 198	2 213	522	112
735	Miscellaneous equipment rental and leasing	5	2 266	664	138	30
736	Personnel supply services	10	7 085	5 111	1 197	244
737	Computer programming, data processing, and other computer related services	9	2 488	1 210	299	49
7371, 2, 3	Computer programming, prepackaged software, and integrated systems	8	(D)	(D)	(D)	BB
7374, 5, 6	Data processing services	1	(D)	(D)	(D)	BB
7377, 8, 9	Computer rental and leasing, maintenance, and related services, n.e.c.	—	—	—	—	—
738	Miscellaneous business services	25	(D)	(D)	(D)	BB
75	Automotive repair, services, and parking	41	7 401	1 773	409	94
751	Automotive rental and leasing, without drivers	1	(D)	(D)	(D)	AA
752	Automobile parking	—	—	—	—	—
753	Automotive repair shops	34	6 329	1 378	319	70
7532	Top, body, and upholstery repair shops and paint shops	9	1 686	367	79	21
7538	General automotive repair shops	18	2 983	573	132	27
7533, 4, 6, 7, 9	Other automotive repair shops	7	1 660	438	108	22
754	Automotive services, except repair	6	(D)	(D)	(D)	BB
76	Miscellaneous repair services	14	5 894	2 165	456	89
762	Electrical repair shops	7	4 996	1 909	386	69
7622	Radio and television repair shops	3	(D)	(D)	(D)	AA
7623, 9	Other electrical and electronic repair shops	4	(D)	(D)	(D)	BB
763	Watch, clock, and jewelry repair	1	(D)	(D)	(D)	AA
764	Reupholstery and furniture repair	—	—	—	—	—
769	Miscellaneous repair and related services	6	(D)	(D)	(D)	AA
78, 79, 84	Amusement and recreation services, including motion pictures and museums	27	29 900	9 338	2 719	872
781, 2	Motion picture production, distribution, and services	2	(D)	(D)	(D)	AA
783	Motion picture theaters	2	(D)	(D)	(D)	BB
784	Video tape rental	5	2 027	314	78	31
792	Theatrical producers (except motion picture), bands, orchestras, and entertainers	2	(D)	(D)	(D)	BB
793	Bowling centers	1	(D)	(D)	(D)	BB
79 ex. 792, 3, 84	Commercial sports and other amusement and recreation services, including museums	15	23 289	8 154	2 441	687
80	Health services	161	101 697	46 158	8 977	1 452
801	Offices and clinics of doctors of medicine	75	52 140	28 088	4 752	421
802	Offices and clinics of dentists	38	13 963	4 407	952	187
803	Offices and clinics of doctors of osteopathy	—	—	—	—	—
804	Offices and clinics of other health practitioners	32	6 649	1 821	321	61
805	Nursing and personal care facilities	5	18 296	7 750	1 892	501
806	Hospitals	—	—	—	—	—
807, 8, 9	Other health services	11	10 649	4 092	1 060	282
81	Legal services	31	6 004	2 474	515	85
823, 4, 9	Selected educational services	3	(D)	(D)	(D)	AA

Table 5. Summary Statistics for Firms Subject to Federal Income Tax for Places With 350 Establishments or More: 1992 — Con.

[Includes only establishments with payroll. For meaning of abbreviations and symbols, see introductory text. For explanation of terms and comparability of 1987 and 1992 censuses, see appendix A. For information on geographic areas followed by ▲, see appendix F]

SIC code	Geographic area and kind of business or operation	Establishments (number)	Receipts (\$1,000)	Annual payroll (\$1,000)	First-quarter payroll (\$1,000)	Paid employees for pay period including March 12 (number)
BOYNTON BEACH—Con.						
83	Social services	12	3 544	1 562	350	172
835	Child day care services	9	(D)	(D)	(D)	BB
832, 3, 6, 9	Other social services	3	(D)	(D)	(D)	BB
87 ex. 8733	Engineering, accounting, research, management, and related services (except noncommercial research organizations)	58	13 774	5 044	984	184
871	Engineering, architectural, and surveying services	12	(D)	(D)	(D)	BB
872	Accounting, auditing, and bookkeeping services	25	3 265	1 259	280	64
873 ex. 8733	Research, development, and testing services (except noncommercial research organizations)	1	(D)	(D)	(D)	AA
874	Management and public relations services	20	6 170	2 017	304	59
89	Services, n.e.c.	4	(D)	(D)	(D)	BB
BRADENTON						
	Total	490	462 334	236 091	53 652	12 551
70 ex. 704	Hotels, rooming houses, camps, and other lodging places (except membership lodging)	15	12 753	2 513	631	334
7011	Hotels and motels	11	12 065	2 429	610	325
7011 pt.	Hotels	4	10 378	2 156	539	287
7011 pt.	Motels, motor hotels, and tourist courts	7	1 687	273	71	38
702, 3	Other lodging places	4	688	84	21	9
72	Personal services	45	8 128	2 953	734	218
721	Laundry, cleaning, and garment services	10	3 037	1 052	243	76
7211	Power laundries, family and commercial*	2	(D)	(D)	(D)	AA
7213	Linen supply*	—	—	—	—	—
7215	Coin-operated laundries and drycleaning	3	(D)	(D)	(D)	AA
7216	Drycleaning plants, except rug cleaning*	4	817	235	58	23
7217	Carpet and upholstery cleaning	—	—	—	—	—
7218	Industrial laundriers*	1	(D)	(D)	(D)	BB
7212, 9	Other laundry, cleaning, and garment services*	—	—	—	—	—
722	Photographic studios, portrait	2	(D)	(D)	(D)	AA
723, 4	Beauty and barber shops	26	3 125	1 342	348	106
723	Beauty shops	25	(D)	(D)	(D)	CC
724	Barber shops	1	(D)	(D)	(D)	AA
725	Shoe repair shops and shoeshine parlors	—	—	—	—	—
726	Funeral service and crematories	3	(D)	(D)	(D)	BB
729	Miscellaneous personal services	4	(D)	(D)	(D)	AA
73	Business services	65	159 389	120 837	26 845	7 646
731	Advertising	2	(D)	(D)	(D)	AA
732	Consumer credit reporting agencies, mercantile reporting agencies, and adjustment and collection agencies	4	(D)	(D)	(D)	AA
733	Mailing, reproduction, commercial art and photography, and stenographic services	5	1 203	475	120	22
734	Services to dwellings and other buildings	9	2 059	855	227	52
735	Miscellaneous equipment rental and leasing	5	1 331	404	97	20
736	Personnel supply services	13	135 945	112 681	24 899	7 309
737	Computer programming, data processing, and other computer related services	8	(D)	(D)	(D)	BB
7371, 2, 3	Computer programming, prepackaged software, and integrated systems	5	(D)	(D)	(D)	BB
7374, 5, 6	Data processing services	2	(D)	(D)	(D)	AA
7377, 8, 9	Computer rental and leasing, maintenance, and related services, n.e.c.	1	(D)	(D)	(D)	AA
738	Miscellaneous business services	19	10 058	2 835	561	153
75	Automotive repair, services, and parking	37	8 088	2 171	536	143
751	Automotive rental and leasing, without drivers	2	(D)	(D)	(D)	AA
752	Automobile parking	—	—	—	—	—
753	Automotive repair shops	30	6 621	1 703	407	93
7532	Top, body, and upholstery repair shops and paint shops	5	1 034	317	67	19
7538	General automotive repair shops	17	3 373	920	212	44
7533, 4, 6, 7, 9	Other automotive repair shops	8	2 214	466	128	30
754	Automotive services, except repair	5	(D)	(D)	(D)	BB
76	Miscellaneous repair services	17	3 790	1 104	255	79
762	Electrical repair shops	4	2 085	639	144	35
7622	Radio and television repair shops	2	(D)	(D)	(D)	BB
7623, 9	Other electrical and electronic repair shops	2	(D)	(D)	(D)	AA
763	Watch, clock, and jewelry repair	1	(D)	(D)	(D)	AA
764	Reupholstery and furniture repair	2	(D)	(D)	(D)	AA
769	Miscellaneous repair and related services	10	(D)	(D)	(D)	BB

Table 5. Summary Statistics for Firms Subject to Federal Income Tax for Places With 350 Establishments or More: 1992 — Con.

[Includes only establishments with payroll. For meaning of abbreviations and symbols, see introductory text. For explanation of terms and comparability of 1987 and 1992 censuses, see appendix A. For information on geographic areas followed by ▲, see appendix F]

SIC code	Geographic area and kind of business or operation	Establishments (number)	Receipts (\$1,000)	Annual payroll (\$1,000)	First-quarter payroll (\$1,000)	Paid employees for pay period including March 12 (number)
BRADENTON—Con.						
78, 79, 84	Amusement and recreation services, including motion pictures and museums	19	11 821	1 805	362	191
781, 2	Motion picture production, distribution, and services	2	(D)	(D)	(D)	AA
783	Motion picture theaters	2	(D)	(D)	(D)	BB
784	Video tape rental	2	(D)	(D)	(D)	AA
792	Theatrical producers (except motion picture), bands, orchestras, and entertainers	1	(D)	(D)	(D)	AA
793	Bowling centers	—	—	—	—	—
79 ex. 792, 3; 84	Commercial sports and other amusement and recreation services, including museums	12	8 602	1 180	271	139
80	Health services	138	202 659	80 185	18 573	2 955
801	Offices and clinics of doctors of medicine	70	56 160	29 625	5 701	483
802	Offices and clinics of dentists	22	9 284	3 562	773	144
803	Offices and clinics of doctors of osteopathy	2	(D)	(D)	(D)	AA
804	Offices and clinics of other health practitioners	21	(D)	(D)	(D)	CC
805	Nursing and personal care facilities	8	29 892	11 965	3 038	915
806	Hospitals	1	(D)	(D)	(D)	GG
807, 8, 9	Other health services	14	(D)	(D)	(D)	CC
81	Legal services	82	25 200	11 453	2 529	372
823, 4, 9	Selected educational services	3	(D)	(D)	(D)	AA
83	Social services	13	6 947	2 421	601	243
835	Child day care services	10	(D)	(D)	(D)	CC
832, 3, 6, 9	Other social services	3	(D)	(D)	(D)	CC
87 ex. 8733	Engineering, accounting, research, management, and related services (except noncommercial research organizations)	54	23 099	10 499	2 564	364
871	Engineering, architectural, and surveying services	13	6 391	3 376	855	113
872	Accounting, auditing, and bookkeeping services	23	9 057	4 555	1 056	157
873 ex. 8733	Research, development, and testing services (except noncommercial research organizations)	3	435	58	5	7
874	Management and public relations services	15	7 216	2 510	648	87
89	Services, n.e.c.	2	(D)	(D)	(D)	AA
CAPE CORAL						
	Total	549	186 194	80 536	16 808	3 169
70 ex. 704	Hotels, rooming houses, camps, and other lodging places (except membership lodging)	6	7 379	2 296	570	214
7011	Hotels and motels	6	7 379	2 296	570	214
7011 pt.	Hotels	2	(D)	(D)	(D)	BB
7011 pt.	Motels, motor hotels, and tourist courts	4	(D)	(D)	(D)	CC
702, 3	Other lodging places	—	—	—	—	—
72	Personal services	67	9 803	3 154	777	274
721	Laundry, cleaning, and garment services	19	3 541	950	234	90
7211	Power laundries, family and commercial*	—	—	—	—	—
7213	Linen supply*	—	—	—	—	—
7215	Coin-operated laundries and drycleaning	3	224	40	6	6
7216	Drycleaning plants, except rug cleaning*	3	521	85	32	11
7217	Carpet and upholstery cleaning	7	1 536	372	93	25
7218	Industrial laundriers*	—	—	—	—	—
7212, 9	Other laundry, cleaning, and garment services*	6	1 260	453	103	48
722	Photographic studios, portrait	—	—	—	—	—
723, 4	Beauty and barber shops	43	3 565	1 412	327	146
723	Beauty shops	42	(D)	(D)	(D)	CC
724	Barber shops	1	(D)	(D)	(D)	AA
725	Shoe repair shops and shoeshine parlors	—	—	—	—	—
726	Funeral service and crematories	3	(D)	(D)	(D)	BB
729	Miscellaneous personal services	2	(D)	(D)	(D)	AA
73	Business services	113	22 635	8 499	1 866	609
731	Advertising	5	(D)	(D)	(D)	AA
732	Consumer credit reporting agencies, mercantile reporting agencies, and adjustment and collection agencies	2	(D)	(D)	(D)	AA
733	Mailing, reproduction, commercial art and photography, and stenographic services	8	1 392	223	54	20
734	Services to dwellings and other buildings	45	7 192	3 179	741	297
735	Miscellaneous equipment rental and leasing	8	2 754	658	170	48
736	Personnel supply services	2	(D)	(D)	(D)	BB
737	Computer programming, data processing, and other computer related services	7	2 221	448	98	17
7371, 2, 3	Computer programming, prepackaged software, and integrated systems	3	(D)	(D)	(D)	AA
7374, 5, 6	Data processing services	1	(D)	(D)	(D)	AA
7377, 8, 9	Computer rental and leasing, maintenance, and related services, n.e.c.	3	(D)	(D)	(D)	AA
738	Miscellaneous business services	36	6 291	1 969	467	138

Table 5. Summary Statistics for Firms Subject to Federal Income Tax for Places With 350 Establishments or More: 1992 — Con.

[Includes only establishments with payroll. For meaning of abbreviations and symbols, see introductory text. For explanation of terms and comparability of 1987 and 1992 censuses, see appendix A. For information on geographic areas followed by ▲, see appendix F]

SIC code	Geographic area and kind of business or operation	Establishments (number)	Receipts (\$1,000)	Annual payroll (\$1,000)	First-quarter payroll (\$1,000)	Paid employees for pay period including March 12 (number)
CAPE CORAL—Con.						
75	Automotive repair, services, and parking	49	10 796	2 671	678	140
751	Automotive rental and leasing, without drivers	—	—	—	—	—
752	Automobile parking	—	—	—	—	—
753	Automotive repair shops	42	9 593	2 449	631	127
7532	Top, body, and upholstery repair shops and paint shops	11	3 329	949	268	45
7538	General automotive repair shops	21	4 683	1 165	281	65
7533, 4, 6, 7, 9	Other automotive repair shops	10	1 581	335	82	17
754	Automotive services, except repair	7	1 203	222	47	13
76	Miscellaneous repair services	25	4 738	1 378	366	77
762	Electrical repair shops	5	944	209	65	24
7622	Radio and television repair shops	—	—	—	—	—
7623, 9	Other electrical and electronic repair shops	5	944	209	65	24
763	Watch, clock, and jewelry repair	—	—	—	—	—
764	Reupholstery and furniture repair	3	270	43	12	8
769	Miscellaneous repair and related services	17	3 524	1 126	289	45
78, 79, 84	Amusement and recreation services, including motion pictures and museums	26	8 402	1 941	434	200
781, 2	Motion picture production, distribution, and services	2	(D)	(D)	(D)	AA
783	Motion picture theaters	1	(D)	(D)	(D)	AA
784	Video tape rental	7	1 469	291	66	40
792	Theatrical producers (except motion picture), bands, orchestras, and entertainers	—	—	—	—	—
793	Bowling centers	1	(D)	(D)	(D)	AA
79 ex. 792, 3; 84	Commercial sports and other amusement and recreation services, including museums	15	5 450	1 305	280	127
80	Health services	145	90 066	46 922	9 035	1 038
801	Offices and clinics of doctors of medicine	67	55 030	33 626	6 041	449
802	Offices and clinics of dentists	23	11 095	4 214	876	136
803	Offices and clinics of doctors of osteopathy	7	2 268	646	187	31
804	Offices and clinics of other health practitioners	34	7 528	2 948	675	104
805	Nursing and personal care facilities	3	(D)	(D)	(D)	CC
806	Hospitals	—	—	—	—	—
807, 8, 9	Other health services	11	(D)	(D)	(D)	BB
81	Legal services	24	7 530	2 197	478	96
823, 4, 9	Selected educational services	3	(D)	(D)	(D)	AA
83	Social services	20	2 603	1 085	231	124
835	Child day care services	16	(D)	(D)	(D)	CC
832, 3, 6, 9	Other social services	4	(D)	(D)	(D)	AA
87 ex. 8733	Engineering, accounting, research, management, and related services (except noncommercial research organizations)	66	21 609	10 090	2 270	379
871	Engineering, architectural, and surveying services	19	12 212	5 280	1 149	138
872	Accounting, auditing, and bookkeeping services	33	8 256	4 331	1 014	213
873 ex. 8733	Research, development, and testing services (except noncommercial research organizations)	1	(D)	(D)	(D)	AA
874	Management and public relations services	13	(D)	(D)	(D)	BB
89	Services, n.e.c.	5	(D)	(D)	(D)	AA
CLEARWATER						
	Total	1 477	912 836	388 526	85 061	16 634
70 ex. 704	Hotels, rooming houses, camps, and other lodging places (except membership lodging)	77	88 526	18 755	4 524	1 660
7011	Hotels and motels	72	87 974	18 694	4 514	1 654
7011 pt.	Hotels	28	72 715	15 944	3 910	1 332
7011 pt.	Motels, motor hotels, and tourist courts	44	15 259	2 750	604	322
702, 3	Other lodging places	5	552	61	10	6
72	Personal services	121	28 536	10 572	2 183	664
721	Laundry, cleaning, and garment services	25	16 486	5 947	923	233
7211	Power laundries, family and commercial*	—	—	—	—	—
7213	Linen supply*	2	(D)	(D)	(D)	BB
7215	Coin-operated laundries and drycleaning	2	(D)	(D)	(D)	AA
7216	Drycleaning plants, except rug cleaning*	14	(D)	(D)	(D)	BB
7217	Carpet and upholstery cleaning	4	569	205	46	23
7218	Industrial launderers*	2	(D)	(D)	(D)	BB
7212, 9	Other laundry, cleaning, and garment services*	1	(D)	(D)	(D)	AA
722	Photographic studios, portrait	5	926	306	72	37
723, 4	Beauty and barber shops	70	7 718	3 445	938	317
723	Beauty shops	70	7 718	3 445	938	317
724	Barber shops	—	—	—	—	—
725	Shoe repair shops and shoeshine parlors	4	403	84	19	5
726	Funeral service and crematories	4	985	112	49	17
729	Miscellaneous personal services	13	2 018	678	182	55

Table 5. Summary Statistics for Firms Subject to Federal Income Tax for Places With 350 Establishments or More: 1992 — Con.

[Includes only establishments with payroll. For meaning of abbreviations and symbols, see introductory text. For explanation of terms and comparability of 1987 and 1992 censuses, see appendix A. For information on geographic areas followed by ▲, see appendix F]

SIC code	Geographic area and kind of business or operation	Establishments (number)	Receipts (\$1,000)	Annual payroll (\$1,000)	First-quarter payroll (\$1,000)	Paid employees for pay period including March 12 (number)
CLEARWATER—Con.						
73	Business services	261	207 921	107 466	25 050	5 237
731	Advertising	19	12 501	1 817	481	78
732	Consumer credit reporting agencies, mercantile reporting agencies, and adjustment and collection agencies	5	(D)	(D)	(D)	BB
733	Mailing, reproduction, commercial art and photography, and stenographic services	30	17 801	8 734	2 101	224
734	Services to dwellings and other buildings	46	16 118	6 752	1 549	484
735	Miscellaneous equipment rental and leasing	16	5 345	1 086	258	49
736	Personnel supply services	29	81 109	63 860	14 789	3 393
737	Computer programming, data processing, and other computer related services	48	44 927	17 121	3 900	487
7371, 2, 3	Computer programming, prepackaged software, and integrated systems	38	40 924	15 242	3 497	418
7374, 5, 6	Data processing services	6	(D)	(D)	(D)	BB
7377, 8, 9	Computer rental and leasing, maintenance, and related services, n.e.c.	4	(D)	(D)	(D)	BB
738	Miscellaneous business services	68	(D)	(D)	(D)	EE
75	Automotive repair, services, and parking	84	27 647	7 824	1 914	439
751	Automotive rental and leasing, without drivers	9	2 186	398	104	26
752	Automobile parking	—	—	—	—	—
753	Automotive repair shops	55	21 196	6 097	1 496	305
7532	Top, body, and upholstery repair shops and paint shops	14	4 657	1 444	312	83
7538	General automotive repair shops	31	11 105	3 212	809	159
7533, 4, 6, 7, 9	Other automotive repair shops	10	5 434	1 441	375	63
754	Automotive services, except repair	20	4 265	1 329	314	108
76	Miscellaneous repair services	32	15 925	6 013	1 275	244
762	Electrical repair shops	13	6 928	2 554	538	58
7622	Radio and television repair shops	5	(D)	(D)	(D)	BB
7623, 9	Other electrical and electronic repair shops	8	(D)	(D)	(D)	BB
763	Watch, clock, and jewelry repair	1	(D)	(D)	(D)	AA
764	Reupholstery and furniture repair	3	(D)	(D)	(D)	AA
769	Miscellaneous repair and related services	15	(D)	(D)	(D)	CC
78, 79, 84	Amusement and recreation services, including motion pictures and museums	57	36 625	8 091	2 007	716
781, 2	Motion picture production, distribution, and services	5	1 760	566	143	19
783	Motion picture theaters	4	5 407	451	114	74
784	Video tape rental	2	(D)	(D)	(D)	BB
792	Theatrical producers (except motion picture), bands, orchestras, and entertainers	2	(D)	(D)	(D)	AA
793	Bowling centers	3	(D)	(D)	(D)	BB
79 ex. 792, 3; 84	Commercial sports and other amusement and recreation services, including museums	41	25 126	6 245	1 556	538
80	Health services	411	328 057	147 762	31 848	5 050
801	Offices and clinics of doctors of medicine	199	143 374	66 803	12 783	1 176
802	Offices and clinics of dentists	68	24 650	10 024	2 132	411
803	Offices and clinics of doctors of osteopathy	10	3 161	1 220	266	43
804	Offices and clinics of other health practitioners	64	13 910	5 197	1 129	212
805	Nursing and personal care facilities	13	42 678	18 505	4 139	1 067
806	Hospitals	1	(D)	(D)	(D)	EE
807, 8, 9	Other health services	56	(D)	(D)	(D)	GG
81	Legal services	165	61 463	32 092	6 083	726
823, 4, 9	Selected educational services	11	2 308	758	158	41
83	Social services	53	13 633	4 549	993	520
835	Child day care services	21	3 308	1 426	290	156
832, 3, 6, 9	Other social services	32	10 325	3 123	703	364
87 ex. 8733	Engineering, accounting, research, management, and related services (except noncommercial research organizations)	192	98 498	43 439	8 744	1 305
871	Engineering, architectural, and surveying services	47	32 154	16 603	2 775	311
872	Accounting, auditing, and bookkeeping services	69	21 839	9 804	2 165	341
873 ex. 8733	Research, development, and testing services (except noncommercial research organizations)	5	5 123	1 487	343	235
874	Management and public relations services	71	39 382	15 545	3 461	418
89	Services, n.e.c.	13	3 697	1 205	282	32

Table 5. Summary Statistics for Firms Subject to Federal Income Tax for Places With 350 Establishments or More: 1992 — Con.

[Includes only establishments with payroll. For meaning of abbreviations and symbols, see introductory text. For explanation of terms and comparability of 1987 and 1992 censuses, see appendix A. For information on geographic areas followed by ▲, see appendix F]

SIC code	Geographic area and kind of business or operation	Establishments (number)	Receipts (\$1,000)	Annual payroll (\$1,000)	First-quarter payroll (\$1,000)	Paid employees for pay period including March 12 (number)
CORAL GABLES						
	Total	1 717	971 090	415 157	91 425	15 636
70 ex. 704	Hotels, rooming houses, camps, and other lodging places (except membership lodging)	21	35 530	9 628	2 131	603
7011	Hotels and motels	21	35 530	9 628	2 131	603
7011 pt.	Hotels	13	27 547	7 362	1 981	519
7011 pt.	Motels, motor hotels, and tourist courts	8	7 983	2 266	150	84
702, 3	Other lodging places	—	—	—	—	—
72	Personal services	111	22 603	8 499	2 132	712
721	Laundry, cleaning, and garment services	23	8 057	2 709	762	234
7211	Power laundries, family and commercial*	—	—	—	—	—
7213	Linen supply*	2	(D)	(D)	(D)	AA
7215	Coin-operated laundries and drycleaning	3	(D)	(D)	(D)	AA
7216	Drycleaning plants, except rug cleaning*	14	5 850	1 991	651	197
7217	Carpet and upholstery cleaning	—	—	—	—	—
7218	Industrial laundriers*	—	—	—	—	—
7212, 9	Other laundry, cleaning, and garment services*	4	301	82	20	9
722	Photographic studios, portrait	5	891	190	51	16
723, 4	Beauty and barber shops	64	9 410	4 206	1 017	370
723	Beauty shops	64	9 410	4 206	1 017	370
724	Barber shops	—	—	—	—	—
725	Shoe repair shops and shoeshine parlors	3	259	81	19	9
726	Funeral service and crematories	2	(D)	(D)	(D)	AA
729	Miscellaneous personal services	14	(D)	(D)	(D)	BB
73	Business services	227	215 731	99 487	22 646	6 413
731	Advertising	35	23 987	8 376	1 795	223
732	Consumer credit reporting agencies, mercantile reporting agencies, and adjustment and collection agencies	2	(D)	(D)	(D)	AA
733	Mailing, reproduction, commercial art and photography, and stenographic services	46	19 381	5 156	1 172	263
734	Services to dwellings and other buildings	12	2 520	604	161	51
735	Miscellaneous equipment rental and leasing	11	11 816	1 646	297	47
736	Personnel supply services	26	72 232	50 651	11 907	4 771
737	Computer programming, data processing, and other computer related services	26	40 669	18 340	3 972	442
7371, 2, 3	Computer programming, prepackaged software, and integrated systems	18	(D)	(D)	(D)	CC
7374, 5, 6	Data processing services	5	4 053	1 494	409	64
7377, 8, 9	Computer rental and leasing, maintenance, and related services, n.e.c.	3	(D)	(D)	(D)	CC
738	Miscellaneous business services	69	(D)	(D)	(D)	FF
75	Automotive repair, services, and parking	36	21 360	5 294	1 356	302
751	Automotive rental and leasing, without drivers	3	(D)	(D)	(D)	AA
752	Automobile parking	6	1 355	491	88	69
753	Automotive repair shops	26	15 772	4 385	1 162	190
7532	Top, body, and upholstery repair shops and paint shops	10	10 817	3 334	908	138
7538	General automotive repair shops	12	3 799	812	213	43
7533, 4, 6, 7, 9	Other automotive repair shops	4	1 156	239	41	9
754	Automotive services, except repair	1	(D)	(D)	(D)	BB
76	Miscellaneous repair services	6	904	195	61	15
762	Electrical repair shops	1	(D)	(D)	(D)	AA
7622	Radio and television repair shops	1	(D)	(D)	(D)	AA
7623, 9	Other electrical and electronic repair shops	—	—	—	—	—
763	Watch, clock, and jewelry repair	—	—	—	—	—
764	Reupholstery and furniture repair	1	(D)	(D)	(D)	AA
769	Miscellaneous repair and related services	4	(D)	(D)	(D)	AA
78, 79, 84	Amusement and recreation services, including motion pictures and museums	52	22 804	6 374	1 349	250
781, 2	Motion picture production, distribution, and services	13	8 527	2 349	500	60
783	Motion picture theaters	4	3 219	510	119	57
784	Video tape rental	5	924	111	3	1
792	Theatrical producers (except motion picture), bands, orchestras, and entertainers	5	539	111	18	6
793	Bowling centers	—	—	—	—	—
79 ex. 792, 3, 84	Commercial sports and other amusement and recreation services, including museums	25	9 595	3 293	709	126
80	Health services	432	291 787	120 920	25 250	3 319
801	Offices and clinics of doctors of medicine	243	108 655	51 027	10 456	1 028
802	Offices and clinics of dentists	83	19 180	7 205	1 558	281
803	Offices and clinics of doctors of osteopathy	2	(D)	(D)	(D)	AA
804	Offices and clinics of other health practitioners	52	10 399	3 883	823	170
805	Nursing and personal care facilities	3	2 124	862	162	56
806	Hospitals	3	(D)	(D)	(D)	GG
807, 8, 9	Other health services	46	(D)	(D)	(D)	EE
81	Legal services	432	176 346	87 122	20 130	1 741
823, 4, 9	Selected educational services	14	4 191	1 861	558	125

Table 5. Summary Statistics for Firms Subject to Federal Income Tax for Places With 350 Establishments or More: 1992 — Con.

[Includes only establishments with payroll. For meaning of abbreviations and symbols, see introductory text. For explanation of terms and comparability of 1987 and 1992 censuses, see appendix A. For information on geographic areas followed by ▲, see appendix F]

SIC code	Geographic area and kind of business or operation	Establishments (number)	Receipts (\$1,000)	Annual payroll (\$1,000)	First-quarter payroll (\$1,000)	Paid employees for pay period including March 12 (number)
CORAL GABLES—Con.						
83	Social services	11	3 437	1 465	388	81
835	Child day care services	3	825	366	82	31
832, 3, 6, 9	Other social services	8	2 612	1 099	306	50
87 ex. 8733	Engineering, accounting, research, management, and related services (except noncommercial research organizations)	357	173 768	73 478	15 285	2 047
871	Engineering, architectural, and surveying services	107	65 417	28 501	6 154	809
872	Accounting, auditing, and bookkeeping services	140	52 158	21 796	4 482	614
873 ex. 8733	Research, development, and testing services (except noncommercial research organizations)	11	6 163	2 760	541	61
874	Management and public relations services	99	50 030	20 421	4 108	563
89	Services, n.e.c.	18	2 629	834	139	28
CORAL SPRINGS						
	Total	929	319 234	121 145	27 562	5 492
70 ex. 704	Hotels, rooming houses, camps, and other lodging places (except membership lodging)	3	(D)	(D)	(D)	CC
7011	Hotels and motels	3	(D)	(D)	(D)	CC
7011 pt.	Hotels	1	(D)	(D)	(D)	BB
7011 pt.	Motels, motor hotels, and tourist courts	2	(D)	(D)	(D)	BB
702, 3	Other lodging places	—	—	—	—	—
72	Personal services	101	16 436	4 646	1 111	442
721	Laundry, cleaning, and garment services	28	5 012	1 187	271	97
7211	Power laundries, family and commercial*	—	—	—	—	—
7213	Linen supply*	—	—	—	—	—
7215	Coin-operated laundries and drycleaning	4	394	65	28	13
7216	Drycleaning plants, except rug cleaning*	16	2 851	987	215	73
7217	Carpet and upholstery cleaning	5	(D)	(D)	(D)	AA
7218	Industrial laundriers*	—	—	—	—	—
7212, 9	Other laundry, cleaning, and garment services*	3	(D)	(D)	(D)	AA
722	Photographic studios, portrait	4	1 205	310	97	35
723, 4	Beauty and barber shops	53	6 801	2 264	528	247
723	Beauty shops	52	(D)	(D)	(D)	CC
724	Barber shops	1	(D)	(D)	(D)	AA
725	Shoe repair shops and shoeshine parlors	1	(D)	(D)	(D)	AA
726	Funeral service and crematories	1	(D)	(D)	(D)	AA
729	Miscellaneous personal services	14	(D)	(D)	(D)	BB
73	Business services	202	58 924	24 404	5 928	1 253
731	Advertising	11	1 552	747	133	23
732	Consumer credit reporting agencies, mercantile reporting agencies, and adjustment and collection agencies	7	1 565	307	78	12
733	Mailing, reproduction, commercial art and photography, and stenographic services	23	3 846	865	160	41
734	Services to dwellings and other buildings	43	8 563	3 257	798	261
735	Miscellaneous equipment rental and leasing	6	2 775	866	176	23
736	Personnel supply services	20	12 154	8 973	2 359	370
737	Computer programming, data processing, and other computer related services	35	7 997	4 432	979	116
7371, 2, 3	Computer programming, prepackaged software, and integrated systems	26	6 842	4 004	894	96
7374, 5, 6	Data processing services	4	351	134	35	12
7377, 8, 9	Computer rental and leasing, maintenance, and related services, n.e.c.	5	804	294	50	8
738	Miscellaneous business services	57	20 472	4 957	1 245	407
75	Automotive repair, services, and parking	18	4 578	712	178	52
751	Automotive rental and leasing, without drivers	—	—	—	—	—
752	Automobile parking	—	—	—	—	—
753	Automotive repair shops	15	3 346	509	129	37
7532	Top, body, and upholstery repair shops and paint shops	2	(D)	(D)	(D)	AA
7538	General automotive repair shops	10	2 103	299	71	24
7533, 4, 6, 7, 9	Other automotive repair shops	3	(D)	(D)	(D)	AA
754	Automotive services, except repair	3	1 232	203	49	15
76	Miscellaneous repair services	27	5 988	1 650	267	70
762	Electrical repair shops	11	4 294	1 184	175	44
7622	Radio and television repair shops	1	(D)	(D)	(D)	AA
7623, 9	Other electrical and electronic repair shops	10	(D)	(D)	(D)	BB
763	Watch, clock, and jewelry repair	3	175	52	9	5
764	Reupholstery and furniture repair	1	(D)	(D)	(D)	AA
769	Miscellaneous repair and related services	12	(D)	(D)	(D)	AA

Table 5. Summary Statistics for Firms Subject to Federal Income Tax for Places With 350 Establishments or More: 1992 — Con.

[Includes only establishments with payroll. For meaning of abbreviations and symbols, see introductory text. For explanation of terms and comparability of 1987 and 1992 censuses, see appendix A. For information on geographic areas followed by ▲, see appendix F]

SIC code	Geographic area and kind of business or operation	Establishments (number)	Receipts (\$1,000)	Annual payroll (\$1,000)	First-quarter payroll (\$1,000)	Paid employees for pay period including March 12 (number)
CORAL SPRINGS—Con.						
78, 79, 84	Amusement and recreation services, including motion pictures and museums	47	27 469	5 435	1 404	497
781, 2	Motion picture production, distribution, and services	1	(D)	(D)	(D)	AA
783	Motion picture theaters	3	(D)	(D)	(D)	BB
784	Video tape rental	6	2 123	195	50	28
792	Theatrical producers (except motion picture), bands, orchestras, and entertainers	7	8 112	1 438	458	64
793	Bowling centers	4	1 028	207	71	17
79 ex. 792, 3; 84	Commercial sports and other amusement and recreation services, including museums	26	12 172	3 050	694	303
80	Health services	286	134 051	56 853	12 326	1 754
801	Offices and clinics of doctors of medicine	135	64 714	30 234	6 158	575
802	Offices and clinics of dentists	57	24 137	10 399	2 113	326
803	Offices and clinics of doctors of osteopathy	5	1 713	640	129	22
804	Offices and clinics of other health practitioners	59	12 106	3 812	888	171
805	Nursing and personal care facilities	1	(D)	(D)	(D)	CC
806	Hospitals	1	(D)	(D)	(D)	BB
807, 8, 9	Other health services	28	(D)	(D)	(D)	EE
81	Legal services	62	14 300	5 692	1 167	174
823, 4, 9	Selected educational services	9	2 155	753	353	231
83	Social services	24	7 091	2 512	550	264
835	Child day care services	15	3 996	1 717	378	211
832, 3, 6, 9	Other social services	9	3 095	795	172	53
87 ex. 8733	Engineering, accounting, research, management, and related services (except noncommercial research organizations)	142	42 058	16 684	3 813	607
871	Engineering, architectural, and surveying services	29	10 668	4 295	1 053	155
872	Accounting, auditing, and bookkeeping services	58	10 081	3 641	767	152
873 ex. 87333	Research, development, and testing services (except noncommercial research organizations)	6	4 961	4 171	1 044	123
874	Management and public relations services	49	16 348	4 577	949	177
89	Services, n.e.c.	8	(D)	(D)	(D)	BB
DAVIE						
	Total	553	164 065	49 288	10 715	2 909
70 ex. 704	Hotels, rooming houses, camps, and other lodging places (except membership lodging)	1	(D)	(D)	(D)	AA
7011	Hotels and motels	—	—	—	—	—
7011 pt.	Hotels	—	—	—	—	—
7011 pt.	Motels, motor hotels, and tourist courts	—	—	—	—	—
702, 3	Other lodging places	1	(D)	(D)	(D)	AA
72	Personal services	65	8 873	2 931	753	287
721	Laundry, cleaning, and garment services	17	2 043	805	190	62
7211	Power laundries, family and commercial*	—	—	—	—	—
7213	Linen supply*	—	—	—	—	—
7215	Coin-operated laundries and drycleaning	5	(D)	(D)	(D)	AA
7216	Drycleaning plants, except rug cleaning*	6	769	367	90	26
7217	Carpet and upholstery cleaning	5	1 045	385	87	24
7218	Industrial laundriers*	—	—	—	—	—
7212, 9	Other laundry, cleaning, and garment services*	1	(D)	(D)	(D)	AA
722	Photographic studios, portrait	2	(D)	(D)	(D)	AA
723, 4	Beauty and barber shops	39	4 272	1 806	468	193
723	Beauty shops	38	(D)	(D)	(D)	CC
724	Barber shops	1	(D)	(D)	(D)	AA
725	Shoe repair shops and shoeshine parlors	1	(D)	(D)	(D)	AA
726	Funeral service and crematories	—	—	—	—	—
729	Miscellaneous personal services	6	2 198	255	80	23
73	Business services	132	35 989	10 117	2 410	571
731	Advertising	6	1 382	668	132	26
732	Consumer credit reporting agencies, mercantile reporting agencies, and adjustment and collection agencies	3	(D)	(D)	(D)	AA
733	Mailing, reproduction, commercial art and photography, and stenographic services	13	1 888	571	166	52
734	Services to dwellings and other buildings	25	3 225	985	257	90
735	Miscellaneous equipment rental and leasing	12	12 487	2 914	673	105
736	Personnel supply services	5	371	117	65	40
737	Computer programming, data processing, and other computer related services	15	2 468	895	176	37
7371, 2, 3	Computer programming, prepackaged software, and integrated systems	8	1 288	390	90	17
7374, 5, 6	Data processing services	2	(D)	(D)	(D)	AA
7377, 8, 9	Computer rental and leasing, maintenance, and related services, n.e.c.	5	(D)	(D)	(D)	AA
738	Miscellaneous business services	53	(D)	(D)	(D)	CC

Table 5. Summary Statistics for Firms Subject to Federal Income Tax for Places With 350 Establishments or More: 1992 — Con.

[Includes only establishments with payroll. For meaning of abbreviations and symbols, see introductory text. For explanation of terms and comparability of 1987 and 1992 censuses, see appendix A. For information on geographic areas followed by ▲, see appendix F]

SIC code	Geographic area and kind of business or operation	Establishments (number)	Receipts (\$1,000)	Annual payroll (\$1,000)	First-quarter payroll (\$1,000)	Paid employees for pay period including March 12 (number)
DAVIE—Con.						
75	Automotive repair, services, and parking	56	17 667	3 351	722	186
751	Automotive rental and leasing, without drivers	3	(D)	(D)	(D)	AA
752	Automobile parking	—	—	—	—	—
753	Automotive repair shops	40	11 451	2 561	564	130
7532	Top, body, and upholstery repair shops and paint shops	9	3 939	832	144	32
7538	General automotive repair shops	20	4 940	1 179	270	67
7533, 4, 6, 7, 9	Other automotive repair shops	11	2 572	550	150	31
754	Automotive services, except repair	13	(D)	(D)	(D)	BB
76	Miscellaneous repair services	43	13 193	3 842	860	229
762	Electrical repair shops	15	3 656	884	209	46
7622	Radio and television repair shops	4	(D)	(D)	(D)	AA
7623, 9	Other electrical and electronic repair shops	11	(D)	(D)	(D)	BB
763	Watch, clock, and jewelry repair	—	—	—	—	—
764	Reupholstery and furniture repair	2	(D)	(D)	(D)	AA
769	Miscellaneous repair and related services	26	(D)	(D)	(D)	CC
78, 79, 84	Amusement and recreation services, including motion pictures and museums	35	17 496	3 165	744	351
781, 2	Motion picture production, distribution, and services	—	—	—	—	—
783	Motion picture theaters	1	(D)	(D)	(D)	AA
784	Video tape rental	7	1 650	285	78	26
792	Theatrical producers (except motion picture), bands, orchestras, and entertainers	4	713	92	19	5
793	Bowling centers	4	(D)	(D)	(D)	CC
79 ex. 792, 3; 84	Commercial sports and other amusement and recreation services, including museums	19	9 433	1 707	380	163
80	Health services	74	28 696	11 108	1 875	378
801	Offices and clinics of doctors of medicine	14	9 073	3 662	408	65
802	Offices and clinics of dentists	11	3 846	1 616	329	67
803	Offices and clinics of doctors of osteopathy	8	4 565	1 093	283	48
804	Offices and clinics of other health practitioners	28	6 676	2 887	446	74
805	Nursing and personal care facilities	1	(D)	(D)	(D)	BB
806	Hospitals	—	—	—	—	—
807, 8, 9	Other health services	12	(D)	(D)	(D)	CC
81	Legal services	29	6 602	1 888	460	87
823, 4, 9	Selected educational services	7	2 147	844	182	47
83	Social services	18	3 681	1 892	418	182
835	Child day care services	16	(D)	(D)	(D)	CC
832, 3, 6, 9	Other social services	2	(D)	(D)	(D)	AA
87 ex. 8733	Engineering, accounting, research, management, and related services (except noncommercial research organizations)	83	19 886	7 472	1 662	503
871	Engineering, architectural, and surveying services	14	2 379	988	184	28
872	Accounting, auditing, and bookkeeping services	33	4 807	1 853	395	96
873 ex. 8733	Research, development, and testing services (except noncommercial research organizations)	5	1 142	182	26	7
874	Management and public relations services	31	11 558	4 449	1 057	372
89	Services, n.e.c.	10	(D)	(D)	(D)	BB
DAYTONA BEACH						
	Total	864	586 330	196 213	45 939	11 548
70 ex. 704	Hotels, rooming houses, camps, and other lodging places (except membership lodging)	111	(D)	(D)	(D)	HH
7011	Hotels and motels	110	106 253	27 839	7 529	3 579
7011 pt.	Hotels	37	65 344	18 623	4 953	2 447
7011 pt.	Motels, motor hotels, and tourist courts	73	40 909	9 216	2 576	1 132
702, 3	Other lodging places	1	(D)	(D)	(D)	AA
72	Personal services	75	16 613	6 605	1 794	725
721	Laundry, cleaning, and garment services	26	5 696	2 517	673	271
7211	Power laundries, family and commercial*	—	—	—	—	—
7213	Linen supply*	1	(D)	(D)	(D)	CC
7215	Coin-operated laundries and drycleaning	8	724	117	31	19
7216	Drycleaning plants, except rug cleaning*	11	2 606	830	199	88
7217	Carpet and upholstery cleaning	4	(D)	(D)	(D)	BB
7218	Industrial launderers*	—	—	—	—	—
7212, 9	Other laundry, cleaning, and garment services*	2	(D)	(D)	(D)	AA
722	Photographic studios, portrait	5	(D)	(D)	(D)	BB
723, 4	Beauty and barber shops	30	3 394	1 516	412	132
723	Beauty shops	30	3 394	1 516	412	132
724	Barber shops	—	—	—	—	—
725	Shoe repair shops and shoeshine parlors	2	(D)	(D)	(D)	AA
726	Funeral service and crematories	6	3 035	917	198	52
729	Miscellaneous personal services	6	3 111	1 261	415	232

Table 5. Summary Statistics for Firms Subject to Federal Income Tax for Places With 350 Establishments or More: 1992 — Con.

[Includes only establishments with payroll. For meaning of abbreviations and symbols, see introductory text. For explanation of terms and comparability of 1987 and 1992 censuses, see appendix A. For information on geographic areas followed by ▲, see appendix F]

SIC code	Geographic area and kind of business or operation	Establishments (number)	Receipts (\$1,000)	Annual payroll (\$1,000)	First-quarter payroll (\$1,000)	Paid employees for pay period including March 12 (number)
DAYTONA BEACH—Con.						
73	Business services	106	55 243	17 940	4 149	1 226
731	Advertising	5	1 565	491	106	17
732	Consumer credit reporting agencies, mercantile reporting agencies, and adjustment and collection agencies	1	(D)	(D)	(D)	AA
733	Mailing, reproduction, commercial art and photography, and stenographic services	11	10 786	1 625	356	96
734	Services to dwellings and other buildings	22	4 489	1 718	418	148
735	Miscellaneous equipment rental and leasing	16	9 574	2 845	676	129
736	Personnel supply services	8	4 569	2 873	579	280
737	Computer programming, data processing, and other computer related services	7	9 235	3 219	725	91
7371, 2, 3	Computer programming, prepackaged software, and integrated systems	3	(D)	(D)	(D)	BB
7374, 5, 6	Data processing services	2	(D)	(D)	(D)	AA
7377, 8, 9	Computer rental and leasing, maintenance, and related services, n.e.c.	2	(D)	(D)	(D)	AA
738	Miscellaneous business services	36	(D)	(D)	(D)	EE
75	Automotive repair, services, and parking	56	38 161	6 833	1 635	410
751	Automotive rental and leasing, without drivers	10	22 447	2 578	646	171
752	Automobile parking	1	(D)	(D)	(D)	AA
753	Automotive repair shops	40	13 598	3 870	896	203
7532	Top, body, and upholstery repair shops and paint shops	5	1 973	536	129	42
7538	General automotive repair shops	18	3 819	939	229	56
7533, 4, 6, 7, 9	Other automotive repair shops	17	7 806	2 395	538	105
754	Automotive services, except repair	5	(D)	(D)	(D)	BB
76	Miscellaneous repair services	28	7 736	3 594	943	208
762	Electrical repair shops	12	5 562	2 902	683	148
7622	Radio and television repair shops	8	(D)	(D)	(D)	BB
7623, 9	Other electrical and electronic repair shops	4	(D)	(D)	(D)	CC
763	Watch, clock, and jewelry repair	1	(D)	(D)	(D)	AA
764	Reupholstery and furniture repair	4	449	151	40	12
769	Miscellaneous repair and related services	11	(D)	(D)	(D)	BB
78, 79, 84	Amusement and recreation services, including motion pictures and museums	53	66 831	15 050	4 363	1 221
781, 2	Motion picture production, distribution, and services	—	—	—	—	—
783	Motion picture theaters	5	5 402	703	148	87
784	Video tape rental	4	(D)	(D)	(D)	BB
792	Theatrical producers (except motion picture), bands, orchestras, and entertainers	1	(D)	(D)	(D)	AA
793	Bowling centers	2	(D)	(D)	(D)	AA
79 ex. 792, 3; 84	Commercial sports and other amusement and recreation services, including museums	41	58 760	13 922	4 140	1 102
80	Health services	186	208 697	81 074	17 386	2 834
801	Offices and clinics of doctors of medicine	94	108 257	44 343	8 418	892
802	Offices and clinics of dentists	32	11 644	5 323	1 120	224
803	Offices and clinics of doctors of osteopathy	5	2 405	771	221	34
804	Offices and clinics of other health practitioners	27	12 483	4 368	1 108	206
805	Nursing and personal care facilities	9	15 451	6 663	1 625	551
806	Hospitals	2	(D)	(D)	(D)	FF
807, 8, 9	Other health services	17	(D)	(D)	(D)	EE
81	Legal services	137	54 379	24 676	4 934	631
823, 4, 9	Selected educational services	5	(D)	(D)	(D)	BB
83	Social services	19	3 185	1 209	306	137
835	Child day care services	13	1 756	760	198	98
832, 3, 6, 9	Other social services	6	1 429	449	108	39
87 ex. 8733	Engineering, accounting, research, management, and related services (except noncommercial research organizations)	84	25 254	9 955	2 519	487
871	Engineering, architectural, and surveying services	22	(D)	(D)	(D)	CC
872	Accounting, auditing, and bookkeeping services	31	8 312	3 068	715	156
873 ex. 8733	Research, development, and testing services (except noncommercial research organizations)	4	(D)	(D)	(D)	BB
874	Management and public relations services	27	9 540	3 961	1 088	174
89	Services, n.e.c.	4	(D)	(D)	(D)	AA

Table 5. Summary Statistics for Firms Subject to Federal Income Tax for Places With 350 Establishments or More: 1992 — Con.

[Includes only establishments with payroll. For meaning of abbreviations and symbols, see introductory text. For explanation of terms and comparability of 1987 and 1992 censuses, see appendix A. For information on geographic areas followed by ▲, see appendix F]

SIC code	Geographic area and kind of business or operation	Establishments (number)	Receipts (\$1,000)	Annual payroll (\$1,000)	First-quarter payroll (\$1,000)	Paid employees for pay period including March 12 (number)
DEERFIELD BEACH						
	Total	558	286 405	107 790	26 765	5 342
70 ex. 704	Hotels, rooming houses, camps, and other lodging places (except membership lodging)	15	19 306	4 784	1 288	519
7011	Hotels and motels	15	19 306	4 784	1 288	519
7011 pt.	Hotels	7	12 809	3 326	890	395
7011 pt.	Motels, motor hotels, and tourist courts	8	6 497	1 458	398	124
702, 3	Other lodging places	—	—	—	—	—
72	Personal services	63	9 993	4 373	1 287	578
721	Laundry, cleaning, and garment services	20	4 793	2 134	686	297
7211	Power laundries, family and commercial*	—	—	—	—	—
7213	Linen supply*	—	—	—	—	—
7215	Coin-operated laundries and drycleaning	1	(D)	(D)	(D)	AA
7216	Drycleaning plants, except rug cleaning*	13	2 376	952	247	74
7217	Carpet and upholstery cleaning	2	(D)	(D)	(D)	CC
7218	Industrial laundriers*	—	—	—	—	—
7212, 9	Other laundry, cleaning, and garment services*	4	(D)	(D)	(D)	AA
722	Photographic studios, portrait	1	(D)	(D)	(D)	AA
723, 4	Beauty and barber shops	34	3 543	1 527	422	172
723	Beauty shops	33	(D)	(D)	(D)	CC
724	Barber shops	1	(D)	(D)	(D)	AA
725	Shoe repair shops and shoeshine parlors	2	(D)	(D)	(D)	AA
726	Funeral service and crematories	2	(D)	(D)	(D)	AA
729	Miscellaneous personal services	4	890	394	101	90
73	Business services	145	83 203	35 160	9 081	1 749
731	Advertising	6	1 204	440	89	17
732	Consumer credit reporting agencies, mercantile reporting agencies, and adjustment and collection agencies	4	692	209	51	10
733	Mailing, reproduction, commercial art and photography, and stenographic services	15	5 083	1 586	425	71
734	Services to dwellings and other buildings	19	12 857	7 631	2 229	540
735	Miscellaneous equipment rental and leasing	8	4 285	814	183	42
736	Personnel supply services	13	12 760	9 592	2 382	542
737	Computer programming, data processing, and other computer related services	30	13 338	4 613	1 153	123
7371, 2, 3	Computer programming, prepackaged software, and integrated systems	19	9 544	3 730	845	79
7374, 5, 6	Data processing services	3	556	138	132	26
7377, 8, 9	Computer rental and leasing, maintenance, and related services, n.e.c.	8	3 238	745	176	18
738	Miscellaneous business services	50	32 984	10 275	2 569	404
75	Automotive repair, services, and parking	33	8 782	2 783	691	121
751	Automotive rental and leasing, without drivers	—	—	—	—	—
752	Automobile parking	1	(D)	(D)	(D)	AA
753	Automotive repair shops	27	7 413	2 151	530	87
7532	Top, body, and upholstery repair shops and paint shops	8	1 610	542	144	20
7538	General automotive repair shops	15	4 611	1 167	293	54
7533, 4, 6, 7, 9	Other automotive repair shops	4	1 192	442	93	13
754	Automotive services, except repair	5	(D)	(D)	(D)	BB
76	Miscellaneous repair services	27	10 294	2 100	489	108
762	Electrical repair shops	9	2 971	992	248	49
7622	Radio and television repair shops	2	(D)	(D)	(D)	AA
7623, 9	Other electrical and electronic repair shops	7	(D)	(D)	(D)	BB
763	Watch, clock, and jewelry repair	—	—	—	—	—
764	Reupholstery and furniture repair	5	472	144	25	7
769	Miscellaneous repair and related services	13	6 851	964	216	52
78, 79, 84	Amusement and recreation services, including motion pictures and museums	20	12 772	3 142	757	284
781, 2	Motion picture production, distribution, and services	3	(D)	(D)	(D)	AA
783	Motion picture theaters	2	(D)	(D)	(D)	BB
784	Video tape rental	5	1 848	296	66	32
792	Theatrical producers (except motion picture), bands, orchestras, and entertainers	1	(D)	(D)	(D)	AA
793	Bowling centers	—	—	—	—	—
79 ex. 792, 3, 84	Commercial sports and other amusement and recreation services, including museums	9	7 470	2 089	523	198
80	Health services	117	63 638	21 117	4 882	798
801	Offices and clinics of doctors of medicine	38	22 615	9 246	2 201	230
802	Offices and clinics of dentists	20	6 787	2 322	518	105
803	Offices and clinics of doctors of osteopathy	1	(D)	(D)	(D)	AA
804	Offices and clinics of other health practitioners	36	6 736	1 882	423	95
805	Nursing and personal care facilities	2	(D)	(D)	(D)	CC
806	Hospitals	—	—	—	—	—
807, 8, 9	Other health services	20	(D)	(D)	(D)	CC
81	Legal services	32	11 591	4 419	1 075	124
823, 4, 9	Selected educational services	3	(D)	(D)	(D)	AA

Table 5. Summary Statistics for Firms Subject to Federal Income Tax for Places With 350 Establishments or More: 1992 — Con.

[Includes only establishments with payroll. For meaning of abbreviations and symbols, see introductory text. For explanation of terms and comparability of 1987 and 1992 censuses, see appendix A. For information on geographic areas followed by ▲, see appendix F]

SIC code	Geographic area and kind of business or operation	Establishments (number)	Receipts (\$1,000)	Annual payroll (\$1,000)	First-quarter payroll (\$1,000)	Paid employees for pay period including March 12 (number)
DEERFIELD BEACH—Con.						
83	Social services	10	3 212	1 087	287	118
835	Child day care services	6	937	352	91	33
832, 3, 6, 9	Other social services	4	2 275	735	196	85
87 ex. 8733	Engineering, accounting, research, management, and related services (except noncommercial research organizations)	89	62 521	28 522	6 845	927
871	Engineering, architectural, and surveying services	21	17 042	6 551	1 715	184
872	Accounting, auditing, and bookkeeping services	27	(D)	(D)	(D)	BB
873 ex. 8733	Research, development, and testing services (except noncommercial research organizations)	3	(D)	(D)	(D)	CC
874	Management and public relations services	38	35 404	18 885	4 098	573
89	Services, n.e.c.	4	(D)	(D)	(D)	AA
DELRAY BEACH						
Total		699	290 061	108 754	25 594	4 971
70 ex. 704	Hotels, rooming houses, camps, and other lodging places (except membership lodging)	12	(D)	(D)	(D)	EE
7011	Hotels and motels	11	14 567	3 143	894	264
7011 pt.	Hotels	5	11 456	2 480	714	221
7011 pt.	Motels, motor hotels, and tourist courts	6	3 111	663	180	43
702, 3	Other lodging places	1	(D)	(D)	(D)	AA
72	Personal services	77	9 606	3 156	841	308
721	Laundry, cleaning, and garment services	30	4 003	1 247	324	115
7211	Power laundries, family and commercial*	1	(D)	(D)	(D)	AA
7213	Linen supply*	—	—	—	—	—
7215	Coin-operated laundries and drycleaning	7	798	91	25	13
7216	Drycleaning plants, except rug cleaning*	13	2 353	815	218	69
7217	Carpet and upholstery cleaning	5	285	62	6	6
7218	Industrial laundriers*	1	(D)	(D)	(D)	AA
7212, 9	Other laundry, cleaning, and garment services*	3	(D)	(D)	(D)	BB
722	Photographic studios, portrait	1	(D)	(D)	(D)	AA
723, 4	Beauty and barber shops	38	3 770	1 497	412	163
723	Beauty shops	38	3 770	1 497	412	163
724	Barber shops	—	—	—	—	—
725	Shoe repair shops and shoeshine parlors	1	(D)	(D)	(D)	AA
726	Funeral service and crematories	3	1 295	225	56	12
729	Miscellaneous personal services	4	(D)	(D)	(D)	AA
73	Business services	116	63 220	22 679	5 668	1 077
731	Advertising	4	345	87	18	5
732	Consumer credit reporting agencies, mercantile reporting agencies, and adjustment and collection agencies	1	(D)	(D)	(D)	AA
733	Mailing, reproduction, commercial art and photography, and stenographic services	14	2 657	761	155	35
734	Services to dwellings and other buildings	26	9 265	3 304	932	183
735	Miscellaneous equipment rental and leasing	9	9 099	1 683	399	85
736	Personnel supply services	4	(D)	(D)	(D)	EE
737	Computer programming, data processing, and other computer related services	16	12 307	7 653	1 712	152
7371, 2, 3	Computer programming, prepackaged software, and integrated systems	10	10 751	6 996	1 557	135
7374, 5, 6	Data processing services	—	—	—	—	—
7377, 8, 9	Computer rental and leasing, maintenance, and related services, n.e.c.	6	1 556	657	155	17
738	Miscellaneous business services	42	25 311	6 528	1 582	329
75	Automotive repair, services, and parking	88	24 858	5 272	1 320	338
751	Automotive rental and leasing, without drivers	2	(D)	(D)	(D)	AA
752	Automobile parking	—	—	—	—	—
753	Automotive repair shops	74	19 921	4 103	1 025	234
7532	Top, body, and upholstery repair shops and paint shops	19	4 398	1 056	274	65
7538	General automotive repair shops	36	9 833	1 926	464	111
7533, 4, 6, 7, 9	Other automotive repair shops	19	5 690	1 121	287	58
754	Automotive services, except repair	12	(D)	(D)	(D)	BB
76	Miscellaneous repair services	23	5 604	1 978	418	93
762	Electrical repair shops	8	3 496	1 295	257	57
7622	Radio and television repair shops	2	(D)	(D)	(D)	AA
7623, 9	Other electrical and electronic repair shops	6	(D)	(D)	(D)	BB
763	Watch, clock, and jewelry repair	1	(D)	(D)	(D)	AA
764	Reupholstery and furniture repair	5	429	135	30	11
769	Miscellaneous repair and related services	9	(D)	(D)	(D)	BB

Table 5. Summary Statistics for Firms Subject to Federal Income Tax for Places With 350 Establishments or More: 1992 — Con.

[Includes only establishments with payroll. For meaning of abbreviations and symbols, see introductory text. For explanation of terms and comparability of 1987 and 1992 censuses, see appendix A. For information on geographic areas followed by ▲, see appendix F]

SIC code	Geographic area and kind of business or operation	Establishments (number)	Receipts (\$1,000)	Annual payroll (\$1,000)	First-quarter payroll (\$1,000)	Paid employees for pay period including March 12 (number)
DELRAY BEACH—Con.						
78, 79, 84	Amusement and recreation services, including motion pictures and museums	22	8 943	2 559	788	236
781, 2	Motion picture production, distribution, and services	2	(D)	(D)	(D)	AA
783	Motion picture theaters	1	(D)	(D)	(D)	AA
784	Video tape rental	2	(D)	(D)	(D)	AA
792	Theatrical producers (except motion picture), bands, orchestras, and entertainers	1	(D)	(D)	(D)	BB
793	Bowling centers	—	—	—	—	—
79 ex. 792, 3; 84	Commercial sports and other amusement and recreation services, including museums	16	6 645	2 058	658	182
80	Health services	209	119 139	48 218	11 106	1 864
801	Offices and clinics of doctors of medicine	94	49 799	20 543	4 573	439
802	Offices and clinics of dentists	44	16 152	6 036	1 343	238
803	Offices and clinics of doctors of osteopathy	1	(D)	(D)	(D)	AA
804	Offices and clinics of other health practitioners	37	13 746	4 808	1 006	363
805	Nursing and personal care facilities	3	(D)	(D)	(D)	CC
806	Hospitals	1	(D)	(D)	(D)	CC
807, 8, 9	Other health services	29	22 478	10 641	2 590	528
81	Legal services	35	11 285	5 649	970	131
823, 4, 9	Selected educational services	4	671	257	65	26
83	Social services	19	3 269	1 302	296	113
835	Child day care services	15	1 749	813	202	80
832, 3, 6, 9	Other social services	4	1 520	489	94	33
87 ex. 8733	Engineering, accounting, research, management, and related services (except noncommercial research organizations)	90	28 257	14 271	3 189	513
871	Engineering, architectural, and surveying services	19	(D)	(D)	(D)	BB
872	Accounting, auditing, and bookkeeping services	34	6 420	3 282	844	138
873 ex. 8733	Research, development, and testing services (except noncommercial research organizations)	3	(D)	(D)	(D)	BB
874	Management and public relations services	34	13 611	7 680	1 552	242
89	Services, n.e.c.	4	(D)	(D)	(D)	AA
FORT LAUDERDALE						
	Total	3 321	2 300 611	884 572	197 823	30 926
70 ex. 704	Hotels, rooming houses, camps, and other lodging places (except membership lodging)	124	173 794	44 343	11 232	3 479
7011	Hotels and motels	121	173 426	44 265	11 222	3 476
7011 pt.	Hotels	47	153 881	40 711	10 413	3 161
7011 pt.	Hotels, 25 guestrooms or more	37	152 188	40 571	10 378	3 146
7011 pt.	Hotels, less than 25 guestrooms	10	1 693	140	35	15
7011 pt.	Motels, motor hotels, and tourist courts	74	19 545	3 554	809	315
7011 pt.	Motels, tourist courts	69	15 023	2 479	527	226
7011 pt.	Motor hotels	5	4 522	1 075	282	89
702, 3	Other lodging places	3	368	78	10	3
702	Rooming and boarding houses	—	—	—	—	—
703	Camps and recreational vehicle parks	3	368	78	10	3
72	Personal services	239	51 867	18 311	4 881	1 715
721	Laundry, cleaning, and garment services	57	19 068	6 888	2 101	559
7211	Power laundries, family and commercial*	2	(D)	(D)	(D)	AA
7213	Linen supply*	3	(D)	(D)	(D)	EE
7215	Coin-operated laundries and drycleaning	11	1 458	194	45	46
7216	Drycleaning plants, except rug cleaning*	22	7 095	2 724	663	197
7217	Carpet and upholstery cleaning	7	(D)	(D)	(D)	AA
7218	Industrial laundries*	—	—	—	—	—
7212, 9	Other laundry, cleaning, and garment services*	12	1 320	338	73	23
7212	Garment pressing, and agents for laundries and drycleaners	5	748	159	43	11
7219	Laundry and garment services, n.e.c.*	7	572	179	30	12
722	Photographic studios, portrait	9	2 997	475	122	50
723, 4	Beauty and barber shops	124	16 695	6 352	1 537	528
723	Beauty shops	114	14 043	5 476	1 387	491
724	Barber shops	10	2 652	876	150	37
725	Shoe repair shops and shoeshine parlors	5	402	137	28	12
726	Funeral service and crematories	9	3 283	596	137	33
729	Miscellaneous personal services	35	9 422	3 863	956	533
7291	Tax return preparation services	2	(D)	(D)	(D)	AA
7299	Miscellaneous personal services, n.e.c.	33	(D)	(D)	(D)	FF

Table 5. Summary Statistics for Firms Subject to Federal Income Tax for Places With 350 Establishments or More: 1992 — Con.

[Includes only establishments with payroll. For meaning of abbreviations and symbols, see introductory text. For explanation of terms and comparability of 1987 and 1992 censuses, see appendix A. For information on geographic areas followed by ▲, see appendix F]

SIC code	Geographic area and kind of business or operation	Establishments (number)	Receipts (\$1,000)	Annual payroll (\$1,000)	First-quarter payroll (\$1,000)	Paid employees for pay period including March 12 (number)
FORT LAUDERDALE—Con.						
73	Business services	593	420 625	153 447	37 779	8 288
731	Advertising	49	32 930	11 285	2 783	424
7311	Advertising agencies	42	31 170	10 862	2 700	407
7312	Outdoor advertising services	2	(D)	(D)	(D)	AA
7313	Radio, television, publishers' advertising representatives	2	(D)	(D)	(D)	AA
7319	Advertising, n.e.c.	3	1 225	222	35	10
732	Consumer credit reporting agencies, mercantile reporting agencies, and adjustment and collection agencies	24	10 405	4 882	1 186	244
7322	Adjustment and collection services	19	9 660	4 617	1 126	225
7323	Credit reporting services	5	745	265	60	19
733	Mailing, reproduction, commercial art and photography, and stenographic services	84	34 049	9 142	1 660	320
7331	Direct mail advertising services	7	7 486	2 523	495	84
7334	Photocopying and duplicating services	10	2 992	793	177	34
7335, 6	Commercial photography, art, and graphics	33	10 291	2 233	456	93
7335	Commercial photography	11	1 856	428	42	18
7336	Commercial art and graphic design	22	8 435	1 805	414	75
7338	Secretarial and court reporting services	34	13 280	3 593	532	109
734	Services to dwellings and other buildings	72	18 289	5 579	1 375	448
7342	Disinfecting and pest control services	18	6 993	2 306	550	119
7349	Building cleaning and maintenance services, n.e.c.	54	11 296	3 273	825	329
735	Miscellaneous equipment rental and leasing	37	40 357	7 763	2 065	371
7352	Medical equipment rental and leasing	6	(D)	(D)	(D)	BB
7353	Heavy construction equipment rental and leasing	2	(D)	(D)	(D)	AA
7359	Equipment rental and leasing, n.e.c.	29	31 410	5 925	1 556	292
736	Personnel supply services	69	104 309	63 778	14 345	3 639
7361	Employment agencies	30	9 990	4 167	987	112
7363	Help supply services	39	94 319	59 611	13 358	3 527
7363 pt.	Temporary help supply	36	(D)	(D)	(D)	HH
7363 pt.	Help supply, except temporary	3	(D)	(D)	(D)	CC
737	Computer programming, data processing, and other computer related services	66	55 229	16 147	4 185	578
7371, 2, 3	Computer programming, prepackaged software, and integrated systems	28	13 428	4 182	1 073	201
7371	Computer programming services	21	8 410	3 033	781	101
7372	Prepackaged software	2	(D)	(D)	(D)	BB
7373	Computer integrated systems	5	(D)	(D)	(D)	BB
7374, 5, 6	Data processing services	9	26 169	5 943	1 682	198
7374, 5	Computer processing, information retrieval	9	26 169	5 943	1 682	198
7376	Computer facilities management services	—	—	—	—	—
7377, 8, 9	Computer rental and leasing, maintenance, and related services, n.e.c.	29	15 632	6 022	1 430	179
7377	Computer rental and leasing	3	920	346	68	6
7378	Computer maintenance and repair	15	9 505	2 963	792	101
7379	Computer related services, n.e.c.	11	5 207	2 713	570	72
738	Miscellaneous business services	192	125 057	34 871	10 180	2 264
7381, 2	Detective agencies and protective services	39	40 984	19 201	4 800	1 272
7381	Detective, guard, and armored car services	30	25 721	14 601	3 631	1 082
7382	Security systems services	9	15 263	4 600	1 169	190
7383	News syndicates	1	(D)	(D)	(D)	AA
7384	Photofinishing laboratories*	12	2 890	666	162	47
7389	Business services, n.e.c.	140	(D)	(D)	(D)	FF
7389 pt.	Sign painting shops	6	(D)	(D)	(D)	AA
7389 pt.	Interior designing	31	21 250	4 381	961	121
7389 pt.	Telephone answering services	4	(D)	(D)	(D)	BB
7389 pt.	Other business services	99	57 555	10 116	4 149	779
75	Automotive repair, services, and parking	184	196 491	24 065	6 000	1 109
751	Automotive rental and leasing, without drivers	23	(D)	(D)	(D)	EE
7513	Truck rental and leasing, without drivers	5	6 741	1 924	582	44
7514, 5	Passenger car rental and leasing	17	124 427	7 802	2 109	370
7514	Passenger car rental	12	(D)	(D)	(D)	EE
7515	Passenger car leasing	5	(D)	(D)	(D)	BB
7519	Utility trailer and recreational vehicle rental	1	(D)	(D)	(D)	AA
752	Automobile parking	4	(D)	(D)	(D)	AA
753	Automotive repair shops	134	57 818	12 218	2 850	542
7532	Top, body, and upholstery repair shops and paint shops	34	14 080	2 651	572	131
7532 pt.	Top and body repair shops	29	12 900	2 270	477	108
7532 pt.	Paint shops	5	1 180	381	95	23
7538	General automotive repair shops	66	34 623	7 296	1 704	290
7538 pt.	General automotive repair shops, except diesel	55	15 619	3 635	824	171
7538 pt.	Diesel repair shops	11	19 004	3 661	880	119
7533, 4, 6, 7, 9	Other automotive repair shops	34	9 115	2 271	574	121
7533	Automotive exhaust system repair shops	8	2 688	578	155	35
7534	Tire retreading and repair shops	—	—	—	—	—
7536	Automotive glass replacement shops	4	1 311	339	80	15
7537	Automotive transmission repair shops	4	581	157	44	10
7539	Automotive repair shops, n.e.c.	18	4 535	1 197	295	61
7539 pt.	Radiator repair	3	463	83	18	4
7539 pt.	Brake, front end, and wheel alignment	5	1 070	259	65	16
7539 pt.	Automotive electrical and fuel system services	5	2 192	679	172	28
7539 pt.	Other automotive repair shops, n.e.c.	5	810	176	40	13
754	Automotive services, except repair	23	(D)	(D)	(D)	CC
7542	Carwashes	8	(D)	(D)	(D)	BB
7549	Automotive services, except repair and carwashes	15	4 445	1 488	311	87

Table 5. Summary Statistics for Firms Subject to Federal Income Tax for Places With 350 Establishments or More: 1992 — Con.

[Includes only establishments with payroll. For meaning of abbreviations and symbols, see introductory text. For explanation of terms and comparability of 1987 and 1992 censuses, see appendix A. For information on geographic areas followed by ▲, see appendix F]

SIC code	Geographic area and kind of business or operation	Establishments (number)	Receipts (\$1,000)	Annual payroll (\$1,000)	First-quarter payroll (\$1,000)	Paid employees for pay period including March 12 (number)
FORT LAUDERDALE—Con.						
76	Miscellaneous repair services	121	48 692	12 911	2 854	492
762	Electrical repair shops	46	24 540	5 793	1 338	222
7622	Radio and television repair shops	12	2 066	513	104	35
7623, 9	Other electrical and electronic repair shops	34	22 474	5 280	1 234	187
7623	Refrigeration and air-conditioning service and repair shops	13	12 160	2 902	670	102
7629	Electrical and electronic repair shops, n.e.c.	21	10 314	2 378	564	85
763	Watch, clock, and jewelry repair	1	(D)	(D)	(D)	AA
764	Reupholstery and furniture repair	12	1 673	611	140	37
769	Miscellaneous repair and related services	62	(D)	(D)	(D)	CC
7692	Welding repair	5	1 085	356	63	13
7694	Armature rewinding shops	1	(D)	(D)	(D)	AA
7699	Repair shops and related services, n.e.c.	56	(D)	(D)	(D)	CC
78, 79, 84	Amusement and recreation services, including motion pictures and museums	132	90 513	26 426	5 910	1 600
781, 2	Motion picture production, distribution, and services	22	12 226	1 757	531	85
783	Motion picture theaters	6	7 219	680	169	78
7832	Motion picture theaters, except drive-in	6	7 219	680	169	78
7833	Drive-in motion picture theaters	—	—	—	—	—
784	Video tape rental	11	(D)	(D)	(D)	CC
792	Theatrical producers (except motion picture), bands, orchestras, and entertainers	15	19 495	3 790	678	140
7922	Theatrical producers (except motion picture) and miscellaneous theatrical services	10	(D)	(D)	(D)	CC
7929	Bands, orchestras, actors, and other entertainers and entertainment groups	5	(D)	(D)	(D)	BB
793	Bowling centers	2	(D)	(D)	(D)	AA
79 ex. 792, 3, 84	Commercial sports and other amusement and recreation services, including museums	76	45 089	19 080	4 254	1 178
794	Commercial sports	8	11 686	5 884	1 041	110
7941	Professional sports clubs, managers, promoters	6	(D)	(D)	(D)	CC
7948	Racing, including track operation	2	(D)	(D)	(D)	AA
79 ex. 792, 3, 4, 84	Other amusement and recreation services, including museums	68	33 403	13 196	3 213	1 068
791	Dance studios, schools, and halls	2	(D)	(D)	(D)	AA
7991	Physical fitness facilities	13	6 996	4 519	1 161	441
7992	Public golf courses	—	—	—	—	—
7993	Coin-operated amusement devices	5	(D)	(D)	(D)	AA
7996	Amusement parks	1	(D)	(D)	(D)	CC
7997	Membership sports and recreation clubs	7	10 713	3 584	990	305
7999, 84	Amusement and recreation services, including museums, n.e.c.	40	10 851	3 707	727	179
7999 pt.	Concession operators of amusement devices and rides	—	—	—	—	—
7999 pt.	Carnivals, circuses, and fairs	—	—	—	—	—
7999 pt., 84	Other recreation and amusements, including museums	40	10 851	3 707	727	179
80	Health services	655	619 127	306 322	64 758	6 759
801	Offices and clinics of doctors of medicine	346	442 741	239 707	50 658	4 094
8011 pt.	Offices of doctors of medicine	341	438 289	237 889	50 300	4 031
8011 pt.	General medical clinics	5	4 452	1 818	358	63
802	Offices and clinics of dentists	109	35 253	14 142	2 969	464
803	Offices and clinics of doctors of osteopathy	9	1 807	855	177	32
804	Offices and clinics of other health practitioners	92	18 099	6 431	1 326	256
8041	Offices and clinics of chiropractors	28	5 215	1 604	337	89
8042	Offices and clinics of optometrists	21	5 566	1 924	416	72
8043	Offices and clinics of podiatrists	11	1 598	477	126	26
8049	Offices and clinics of health practitioners, n.e.c.	32	5 720	2 426	447	69
805	Nursing and personal care facilities	13	17 377	7 056	1 619	397
8051	Skilled nursing care facilities	11	(D)	(D)	(D)	EE
8052	Intermediate care facilities	—	—	—	—	—
8059	Nursing and personal care facilities, n.e.c.	2	(D)	(D)	(D)	BB
806	Hospitals	3	29 105	10 716	2 492	403
8062	General medical and surgical hospitals	—	—	—	—	—
8063, 9	Specialty hospitals	3	29 105	10 716	2 492	403
807, 8, 9	Other health services	83	74 745	27 415	5 517	1 113
807	Medical and dental laboratories	29	20 175	5 564	880	150
8071	Medical laboratories	17	18 804	5 097	790	134
8072	Dental laboratories	12	1 371	467	90	16
808	Home health care services	19	24 768	11 722	2 337	500
809	Miscellaneous health and allied services, n.e.c.	35	29 802	10 129	2 300	463
8092	Kidney dialysis centers	5	7 539	1 832	452	83
8093	Specialty outpatient facilities, n.e.c.	20	16 596	6 788	1 573	331
8099	Health and allied services, n.e.c.	10	5 667	1 509	275	49
81	Legal services	744	369 578	178 472	36 329	3 596
823, 4, 9	Selected educational services	25	28 814	8 932	2 178	465
823	Libraries	—	—	—	—	—
824	Vocational schools	9	(D)	(D)	(D)	EE
829	Schools and educational services, n.e.c.	16	(D)	(D)	(D)	CC
83	Social services	38	12 669	3 910	889	283
835	Child day care services	17	1 710	824	197	88
832, 3, 6, 9	Other social services	21	10 959	3 086	692	195

Table 5. Summary Statistics for Firms Subject to Federal Income Tax for Places With 350 Establishments or More: 1992 — Con.

[Includes only establishments with payroll. For meaning of abbreviations and symbols, see introductory text. For explanation of terms and comparability of 1987 and 1992 censuses, see appendix A. For information on geographic areas followed by ▲, see appendix F]

SIC code	Geographic area and kind of business or operation	Establishments (number)	Receipts (\$1,000)	Annual payroll (\$1,000)	First-quarter payroll (\$1,000)	Paid employees for pay period including March 12 (number)
FORT LAUDERDALE—Con.						
87 ex. 8733	Engineering, accounting, research, management, and related services (except noncommercial research organizations) -----	442	280 244	105 039	24 370	3 020
871	Engineering, architectural, and surveying services -----	117	81 671	31 992	7 464	1 004
8711	Engineering services -----	51	62 052	25 036	5 836	767
8712	Architectural services -----	57	17 475	6 095	1 440	198
8713	Surveying services -----	9	2 144	861	188	39
872	Accounting, auditing, and bookkeeping services -----	138	109 668	38 242	9 618	1 195
873 ex. 8733	Research, development, and testing services (except noncommercial research organizations) -----	10	12 073	4 659	1 106	108
8731	Commercial physical and biological research -----	2	(D)	(D)	(D)	AA
8732	Commercial economic, sociological, and educational research -----	4	(D)	(D)	(D)	BB
8734	Testing laboratories -----	4	(D)	(D)	(D)	BB
874	Management and public relations services -----	177	76 832	30 146	6 182	713
8741	Management services -----	63	31 125	13 921	2 814	327
8742	Management consulting services -----	71	28 259	9 679	2 002	190
8743	Public relations services -----	12	(D)	(D)	(D)	BB
8744	Facilities support management services -----	3	(D)	(D)	(D)	BB
8748	Business consulting services, n.e.c. -----	28	5 100	1 489	279	45
89	Services, n.e.c. -----	24	8 197	2 394	643	120
FORT MYERS						
	Total -----	1 030	866 636	386 940	90 488	14 225
70 ex. 704	Hotels, rooming houses, camps, and other lodging places (except membership lodging) -----	22	(D)	(D)	(D)	FF
7011	Hotels and motels -----	20	22 376	6 077	1 359	603
7011 pt.	Hotels -----	6	17 153	5 030	1 075	447
7011 pt.	Motels, motor hotels, and tourist courts -----	14	5 223	1 047	284	156
702, 3	Other lodging places -----	2	(D)	(D)	(D)	AA
72	Personal services -----	69	29 340	9 130	2 394	682
721	Laundry, cleaning, and garment services -----	22	17 296	4 836	1 351	348
7211	Power laundries, family and commercial* -----	—	—	—	—	—
7213	Linen supply* -----	1	(D)	(D)	(D)	CC
7215	Coin-operated laundries and drycleaning -----	3	(D)	(D)	(D)	AA
7216	Drycleaning plants, except rug cleaning* -----	9	2 019	657	197	78
7217	Carpet and upholstery cleaning -----	5	(D)	(D)	(D)	BB
7218	Industrial laundriers* -----	2	(D)	(D)	(D)	BB
7212, 9	Other laundry, cleaning, and garment services* -----	2	(D)	(D)	(D)	AA
722	Photographic studios, portrait -----	5	1 614	403	72	25
723, 4	Beauty and barber shops -----	32	6 199	2 880	723	206
723	Beauty shops -----	32	6 199	2 880	723	206
724	Barber shops -----	—	—	—	—	—
725	Shoe repair shops and shoeshine parlors -----	2	(D)	(D)	(D)	AA
726	Funeral service and crematories -----	3	2 642	608	150	28
729	Miscellaneous personal services -----	5	(D)	(D)	(D)	BB
73	Business services -----	158	134 579	65 895	15 839	4 286
731	Advertising -----	10	3 333	453	88	14
732	Consumer credit reporting agencies, mercantile reporting agencies, and adjustment and collection agencies -----	5	3 168	1 265	262	52
733	Mailing, reproduction, commercial art and photography, and stenographic services -----	21	5 632	1 122	256	63
734	Services to dwellings and other buildings -----	19	9 212	3 486	832	240
735	Miscellaneous equipment rental and leasing -----	21	15 460	3 047	722	129
736	Personnel supply services -----	32	68 369	46 238	11 101	3 187
737	Computer programming, data processing, and other computer related services -----	13	9 569	3 433	860	156
7371, 2, 3	Computer programming, prepackaged software, and integrated systems -----	5	838	311	93	13
7374, 5, 6	Data processing services -----	6	(D)	(D)	(D)	CC
7377, 8, 9	Computer rental and leasing, maintenance, and related services, n.e.c. -----	2	(D)	(D)	(D)	AA
738	Miscellaneous business services -----	37	19 836	6 851	1 718	445
75	Automotive repair, services, and parking -----	113	63 480	14 093	3 569	751
751	Automotive rental and leasing, without drivers -----	6	23 818	2 675	809	180
752	Automobile parking -----	1	(D)	(D)	(D)	BB
753	Automotive repair shops -----	94	36 343	10 429	2 515	485
7532	Top, body, and upholstery repair shops and paint shops -----	21	7 602	2 180	640	126
7538	General automotive repair shops -----	49	15 618	4 077	892	174
7533, 4, 6, 7, 9	Other automotive repair shops -----	24	13 123	4 172	983	185
754	Automotive services, except repair -----	12	(D)	(D)	(D)	BB
76	Miscellaneous repair services -----	45	16 464	5 999	1 508	320
762	Electrical repair shops -----	18	11 757	4 787	1 213	246
7622	Radio and television repair shops -----	7	3 492	1 111	285	53
7623, 9	Other electrical and electronic repair shops -----	11	8 265	3 676	928	193
763	Watch, clock, and jewelry repair -----	3	(D)	(D)	(D)	AA
764	Reupholstery and furniture repair -----	4	593	186	49	11
769	Miscellaneous repair and related services -----	20	(D)	(D)	(D)	BB

Table 5. Summary Statistics for Firms Subject to Federal Income Tax for Places With 350 Establishments or More: 1992 — Con.

[Includes only establishments with payroll. For meaning of abbreviations and symbols, see introductory text. For explanation of terms and comparability of 1987 and 1992 censuses, see appendix A. For information on geographic areas followed by ▲, see appendix F]

SIC code	Geographic area and kind of business or operation	Establishments (number)	Receipts (\$1,000)	Annual payroll (\$1,000)	First-quarter payroll (\$1,000)	Paid employees for pay period including March 12 (number)
FORT MYERS—Con.						
78, 79, 84	Amusement and recreation services, including motion pictures and museums	34	15 563	4 292	1 065	482
781, 2	Motion picture production, distribution, and services	4	754	182	50	10
783	Motion picture theaters	5	(D)	(D)	(D)	BB
784	Video tape rental	8	(D)	(D)	(D)	BB
792	Theatrical producers (except motion picture), bands, orchestras, and entertainers	1	(D)	(D)	(D)	AA
793	Bowling centers	—	—	—	—	—
79 ex. 792, 3; 84	Commercial sports and other amusement and recreation services, including museums	16	9 531	3 254	791	362
80	Health services	302	437 496	211 292	49 333	4 959
801	Offices and clinics of doctors of medicine	159	203 115	129 407	28 194	1 618
802	Offices and clinics of dentists	46	19 150	7 879	1 823	255
803	Offices and clinics of doctors of osteopathy	13	6 294	2 889	609	94
804	Offices and clinics of other health practitioners	50	15 081	5 554	1 284	233
805	Nursing and personal care facilities	3	(D)	(D)	(D)	EE
806	Hospitals	4	(D)	(D)	(D)	GG
807, 8, 9	Other health services	27	(D)	(D)	(D)	EE
81	Legal services	123	75 679	40 248	8 702	951
823, 4, 9	Selected educational services	8	2 188	825	210	61
83	Social services	28	7 920	2 919	685	267
835	Child day care services	18	2 853	1 204	299	148
832, 3, 6, 9	Other social services	10	5 067	1 715	386	119
87 ex. 8733	Engineering, accounting, research, management, and related services (except noncommercial research organizations)	121	57 501	24 327	5 432	804
871	Engineering, architectural, and surveying services	48	30 618	13 124	2 993	383
872	Accounting, auditing, and bookkeeping services	38	13 451	5 778	1 436	218
873 ex. 87333	Research, development, and testing services (except noncommercial research organizations)	8	1 707	604	129	23
874	Management and public relations services	27	11 725	4 821	874	180
89	Services, n.e.c.	7	(D)	(D)	(D)	BB
FORT PIERCE						
	Total	460	268 232	104 187	21 696	4 368
70 ex. 704	Hotels, rooming houses, camps, and other lodging places (except membership lodging)	23	9 494	1 585	359	151
7011	Hotels and motels	22	(D)	(D)	(D)	CC
7011 pt.	Hotels	6	(D)	(D)	(D)	BB
7011 pt.	Motels, motor hotels, and tourist courts	16	(D)	(D)	(D)	BB
702, 3	Other lodging places	1	(D)	(D)	(D)	AA
72	Personal services	50	9 864	3 425	940	368
721	Laundry, cleaning, and garment services	19	4 964	1 651	434	148
7211	Power laundries, family and commercial*	—	—	—	—	—
7213	Linen supply*	1	(D)	(D)	(D)	BB
7215	Coin-operated laundries and drycleaning	12	1 339	366	108	50
7216	Drycleaning plants, except rug cleaning*	3	(D)	(D)	(D)	BB
7217	Carpet and upholstery cleaning	2	(D)	(D)	(D)	BB
7218	Industrial laundriers*	—	—	—	—	—
7212, 9	Other laundry, cleaning, and garment services*	1	(D)	(D)	(D)	AA
722	Photographic studios, portrait	3	(D)	(D)	(D)	AA
723, 4	Beauty and barber shops	21	1 805	735	204	69
723	Beauty shops	21	1 805	735	204	69
724	Barber shops	—	—	—	—	—
725	Shoe repair shops and shoeshine parlors	—	—	—	—	—
726	Funeral service and crematories	3	(D)	(D)	(D)	BB
729	Miscellaneous personal services	4	(D)	(D)	(D)	CC
73	Business services	50	21 155	7 528	1 704	544
731	Advertising	3	(D)	(D)	(D)	AA
732	Consumer credit reporting agencies, mercantile reporting agencies, and adjustment and collection agencies	—	—	—	—	—
733	Mailing, reproduction, commercial art and photography, and stenographic services	1	(D)	(D)	(D)	AA
734	Services to dwellings and other buildings	8	3 610	1 214	263	65
735	Miscellaneous equipment rental and leasing	11	3 986	926	188	48
736	Personnel supply services	5	3 089	1 904	443	156
737	Computer programming, data processing, and other computer related services	4	835	125	37	8
7371, 2, 3	Computer programming, prepackaged software, and integrated systems	2	(D)	(D)	(D)	AA
7374, 5, 6	Data processing services	1	(D)	(D)	(D)	AA
7377, 8, 9	Computer rental and leasing, maintenance, and related services, n.e.c.	1	(D)	(D)	(D)	AA
738	Miscellaneous business services	18	9 350	3 272	745	255

Table 5. Summary Statistics for Firms Subject to Federal Income Tax for Places With 350 Establishments or More: 1992 — Con.

[Includes only establishments with payroll. For meaning of abbreviations and symbols, see introductory text. For explanation of terms and comparability of 1987 and 1992 censuses, see appendix A. For information on geographic areas followed by ▲, see appendix F]

SIC code	Geographic area and kind of business or operation	Establishments (number)	Receipts (\$1,000)	Annual payroll (\$1,000)	First-quarter payroll (\$1,000)	Paid employees for pay period including March 12 (number)
FORT PIERCE—Con.						
75	Automotive repair, services, and parking	52	14 337	3 396	818	190
751	Automotive rental and leasing, without drivers	2	(D)	(D)	(D)	AA
752	Automobile parking	—	—	—	—	—
753	Automotive repair shops	44	12 479	2 988	720	155
7532	Top, body, and upholstery repair shops and paint shops	10	2 290	664	139	33
7538	General automotive repair shops	22	4 950	1 120	291	62
7533, 4, 6, 7, 9	Other automotive repair shops	12	5 239	1 204	290	60
754	Automotive services, except repair	6	(D)	(D)	(D)	BB
76	Miscellaneous repair services	28	7 877	2 927	709	185
762	Electrical repair shops	12	5 426	2 414	583	138
7622	Radio and television repair shops	2	(D)	(D)	(D)	BB
7623, 9	Other electrical and electronic repair shops	10	(D)	(D)	(D)	CC
763	Watch, clock, and jewelry repair	—	—	—	—	—
764	Reupholstery and furniture repair	4	(D)	(D)	(D)	AA
769	Miscellaneous repair and related services	12	(D)	(D)	(D)	BB
78, 79, 84	Amusement and recreation services, including motion pictures and museums	19	(D)	(D)	(D)	EE
781, 2	Motion picture production, distribution, and services	—	—	—	—	—
783	Motion picture theaters	2	(D)	(D)	(D)	BB
784	Video tape rental	4	640	110	28	15
792	Theatrical producers (except motion picture), bands, orchestras, and entertainers	—	—	—	—	—
793	Bowling centers	1	(D)	(D)	(D)	BB
79 ex. 792, 3; 84	Commercial sports and other amusement and recreation services, including museums	12	7 274	1 866	604	233
80	Health services	124	159 010	66 281	13 215	2 074
801	Offices and clinics of doctors of medicine	70	47 481	24 066	3 775	376
802	Offices and clinics of dentists	27	8 653	3 333	802	143
803	Offices and clinics of doctors of osteopathy	—	—	—	—	—
804	Offices and clinics of other health practitioners	15	(D)	(D)	(D)	BB
805	Nursing and personal care facilities	2	(D)	(D)	(D)	EE
806	Hospitals	2	(D)	(D)	(D)	GG
807, 8, 9	Other health services	8	(D)	(D)	(D)	CC
81	Legal services	51	21 592	10 236	1 804	261
823, 4, 9	Selected educational services	3	(D)	(D)	(D)	BB
83	Social services	15	1 952	860	218	88
835	Child day care services	11	(D)	(D)	(D)	BB
832, 3, 6, 9	Other social services	4	(D)	(D)	(D)	AA
87 ex. 8733	Engineering, accounting, research, management, and related services (except noncommercial research organizations)	45	12 857	5 425	1 159	180
871	Engineering, architectural, and surveying services	13	5 101	2 606	476	68
872	Accounting, auditing, and bookkeeping services	23	6 835	2 453	595	94
873 ex. 8733	Research, development, and testing services (except noncommercial research organizations)	3	470	244	64	12
874	Management and public relations services	6	451	122	24	6
89	Services, n.e.c.	—	—	—	—	—
FORT WALTON BEACH						
	Total	351	231 055	93 060	23 368	4 811
70 ex. 704	Hotels, rooming houses, camps, and other lodging places (except membership lodging)	16	9 136	1 918	384	242
7011	Hotels and motels	16	9 136	1 918	384	242
7011 pt.	Hotels	7	3 520	837	166	90
7011 pt.	Motels, motor hotels, and tourist courts	9	5 616	1 081	218	152
702, 3	Other lodging places	—	—	—	—	—
72	Personal services	29	7 357	1 920	458	188
721	Laundry, cleaning, and garment services	10	2 947	697	163	55
7211	Power laundries, family and commercial*	—	—	—	—	—
7213	Linen supply*	—	—	—	—	—
7215	Coin-operated laundries and drycleaning	2	(D)	(D)	(D)	AA
7216	Drycleaning plants, except rug cleaning*	3	689	165	39	18
7217	Carpet and upholstery cleaning	4	(D)	(D)	(D)	AA
7218	Industrial launderers*	1	(D)	(D)	(D)	AA
7212, 9	Other laundry, cleaning, and garment services*	—	—	—	—	—
722	Photographic studios, portrait	3	(D)	(D)	(D)	AA
723, 4	Beauty and barber shops	12	1 180	495	105	53
723	Beauty shops	12	1 180	495	105	53
724	Barber shops	—	—	—	—	—
725	Shoe repair shops and shoeshine parlors	—	—	—	—	—
726	Funeral service and crematories	2	(D)	(D)	(D)	BB
729	Miscellaneous personal services	2	(D)	(D)	(D)	BB

Table 5. Summary Statistics for Firms Subject to Federal Income Tax for Places With 350 Establishments or More: 1992 — Con.

[Includes only establishments with payroll. For meaning of abbreviations and symbols, see introductory text. For explanation of terms and comparability of 1987 and 1992 censuses, see appendix A. For information on geographic areas followed by ▲, see appendix F]

SIC code	Geographic area and kind of business or operation	Establishments (number)	Receipts (\$1,000)	Annual payroll (\$1,000)	First-quarter payroll (\$1,000)	Paid employees for pay period including March 12 (number)
FORT WALTON BEACH — Con.						
73	Business services	67	24 184	9 705	2 256	908
731	Advertising	6	3 563	843	198	41
732	Consumer credit reporting agencies, mercantile reporting agencies, and adjustment and collection agencies	3	(D)	(D)	(D)	BB
733	Mailing, reproduction, commercial art and photography, and stenographic services	6	1 199	320	67	21
734	Services to dwellings and other buildings	11	2 355	864	201	93
735	Miscellaneous equipment rental and leasing	4	2 192	484	116	27
736	Personnel supply services	8	3 974	2 938	596	517
737	Computer programming, data processing, and other computer related services	10	5 320	2 474	607	64
7371, 2, 3	Computer programming, prepackaged software, and integrated systems	6	3 870	1 782	427	45
7374, 5, 6	Data processing services	2	(D)	(D)	(D)	AA
7377, 8, 9	Computer rental and leasing, maintenance, and related services, n.e.c.	2	(D)	(D)	(D)	AA
738	Miscellaneous business services	19	(D)	(D)	(D)	CC
75	Automotive repair, services, and parking	40	22 967	5 637	1 362	334
751	Automotive rental and leasing, without drivers	3	(D)	(D)	(D)	BB
752	Automobile parking	—	—	—	—	—
753	Automotive repair shops	31	15 812	4 858	1 143	282
7532	Top, body, and upholstery repair shops and paint shops	10	2 799	901	173	37
7538	General automotive repair shops	13	8 803	2 914	717	196
7533, 4, 6, 7, 9	Other automotive repair shops	8	4 210	1 043	253	49
754	Automotive services, except repair	6	(D)	(D)	(D)	BB
76	Miscellaneous repair services	19	4 496	1 710	413	97
762	Electrical repair shops	6	2 744	1 208	297	63
7622	Radio and television repair shops	2	(D)	(D)	(D)	AA
7623, 9	Other electrical and electronic repair shops	4	(D)	(D)	(D)	BB
763	Watch, clock, and jewelry repair	—	—	—	—	—
764	Reupholstery and furniture repair	3	201	35	7	3
769	Miscellaneous repair and related services	10	1 551	467	109	31
78, 79, 84	Amusement and recreation services, including motion pictures and museums	27	9 645	2 356	404	260
781, 2	Motion picture production, distribution, and services	1	(D)	(D)	(D)	AA
783	Motion picture theaters	4	2 496	557	107	99
784	Video tape rental	1	(D)	(D)	(D)	AA
792	Theatrical producers (except motion picture), bands, orchestras, and entertainers	1	(D)	(D)	(D)	AA
793	Bowling centers	1	(D)	(D)	(D)	AA
79 ex. 792, 3, 84	Commercial sports and other amusement and recreation services, including museums	19	5 901	1 609	255	138
80	Health services	64	32 844	12 518	2 700	644
801	Offices and clinics of doctors of medicine	17	5 286	2 006	411	85
802	Offices and clinics of dentists	25	7 770	2 708	561	122
803	Offices and clinics of doctors of osteopathy	1	(D)	(D)	(D)	AA
804	Offices and clinics of other health practitioners	11	2 454	928	189	32
805	Nursing and personal care facilities	2	(D)	(D)	(D)	CC
806	Hospitals	—	—	—	—	—
807, 8, 9	Other health services	8	(D)	(D)	(D)	CC
81	Legal services	35	6 589	2 673	547	108
823, 4, 9	Selected educational services	2	(D)	(D)	(D)	AA
83	Social services	9	(D)	(D)	(D)	BB
835	Child day care services	5	(D)	(D)	(D)	BB
832, 3, 6, 9	Other social services	4	(D)	(D)	(D)	AA
87 ex. 8733	Engineering, accounting, research, management, and related services (except noncommercial research organizations)	42	112 179	54 019	14 687	1 958
871	Engineering, architectural, and surveying services	14	(D)	(D)	(D)	CC
872	Accounting, auditing, and bookkeeping services	15	6 357	3 358	765	439
873 ex. 8733	Research, development, and testing services (except noncommercial research organizations)	5	(D)	(D)	(D)	GG
874	Management and public relations services	8	(D)	(D)	(D)	EE
89	Services, n.e.c.	1	(D)	(D)	(D)	AA

Table 5. Summary Statistics for Firms Subject to Federal Income Tax for Places With 350 Establishments or More: 1992 — Con.

[Includes only establishments with payroll. For meaning of abbreviations and symbols, see introductory text. For explanation of terms and comparability of 1987 and 1992 censuses, see appendix A. For information on geographic areas followed by ▲, see appendix F]

SIC code	Geographic area and kind of business or operation	Establishments (number)	Receipts (\$1,000)	Annual payroll (\$1,000)	First-quarter payroll (\$1,000)	Paid employees for pay period including March 12 (number)
GAINESVILLE						
	Total	996	560 203	177 033	38 522	8 335
70 ex. 704	Hotels, rooming houses, camps, and other lodging places (except membership lodging)	16	(D)	(D)	(D)	EE
7011	Hotels and motels	15	13 599	3 298	801	384
7011 pt.	Hotels	5	10 606	2 729	670	315
7011 pt.	Motels, motor hotels, and tourist courts	10	2 993	569	131	69
702, 3	Other lodging places	1	(D)	(D)	(D)	AA
72	Personal services	92	21 318	7 268	1 849	672
721	Laundry, cleaning, and garment services	30	7 648	2 660	642	219
7211	Power laundries, family and commercial*	—	—	—	—	—
7213	Linen supply*	2	(D)	(D)	(D)	BB
7215	Coin-operated laundries and drycleaning	6	1 181	293	68	27
7216	Drycleaning plants, except rug cleaning*	13	2 641	1 036	247	105
7217	Carpet and upholstery cleaning	4	(D)	(D)	(D)	AA
7218	Industrial laundriers*	1	(D)	(D)	(D)	AA
7212, 9	Other laundry, cleaning, and garment services*	4	(D)	(D)	(D)	AA
722	Photographic studios, portrait	8	3 028	635	162	56
723, 4	Beauty and barber shops	34	5 428	2 356	609	211
723	Beauty shops	34	5 428	2 356	609	211
724	Barber shops	—	—	—	—	—
725	Shoe repair shops and shoeshine parlors	3	(D)	(D)	(D)	BB
726	Funeral service and crematories	8	(D)	(D)	(D)	BB
729	Miscellaneous personal services	9	(D)	(D)	(D)	CC
73	Business services	150	61 702	21 910	5 036	1 662
731	Advertising	5	(D)	(D)	(D)	BB
732	Consumer credit reporting agencies, mercantile reporting agencies, and adjustment and collection agencies	3	2 315	647	173	31
733	Mailing, reproduction, commercial art and photography, and stenographic services	23	9 258	3 280	687	199
734	Services to dwellings and other buildings	31	9 785	3 518	815	310
735	Miscellaneous equipment rental and leasing	15	4 612	1 050	264	65
736	Personnel supply services	9	8 061	3 974	818	406
737	Computer programming, data processing, and other computer related services	24	8 978	3 941	874	134
7371, 2, 3	Computer programming, prepackaged software, and integrated systems	13	(D)	(D)	(D)	BB
7374, 5, 6	Data processing services	3	(D)	(D)	(D)	AA
7377, 8, 9	Computer rental and leasing, maintenance, and related services, n.e.c.	8	(D)	(D)	(D)	BB
738	Miscellaneous business services	40	(D)	(D)	(D)	EE
75	Automotive repair, services, and parking	87	25 798	6 102	1 458	365
751	Automotive rental and leasing, without drivers	4	(D)	(D)	(D)	BB
752	Automobile parking	2	(D)	(D)	(D)	AA
753	Automotive repair shops	78	21 330	5 386	1 284	302
7532	Top, body, and upholstery repair shops and paint shops	18	(D)	(D)	(D)	BB
7538	General automotive repair shops	35	8 468	2 181	495	128
7533, 4, 6, 7, 9	Other automotive repair shops	25	(D)	(D)	(D)	BB
754	Automotive services, except repair	3	(D)	(D)	(D)	BB
76	Miscellaneous repair services	30	7 511	2 314	668	158
762	Electrical repair shops	15	4 378	1 202	354	87
7622	Radio and television repair shops	5	(D)	(D)	(D)	AA
7623, 9	Other electrical and electronic repair shops	10	(D)	(D)	(D)	BB
763	Watch, clock, and jewelry repair	1	(D)	(D)	(D)	AA
764	Reupholstery and furniture repair	3	(D)	(D)	(D)	AA
769	Miscellaneous repair and related services	11	(D)	(D)	(D)	BB
78, 79, 84	Amusement and recreation services, including motion pictures and museums	38	12 693	2 690	659	543
781, 2	Motion picture production, distribution, and services	3	(D)	(D)	(D)	BB
783	Motion picture theaters	5	(D)	(D)	(D)	BB
784	Video tape rental	5	2 354	394	85	56
792	Theatrical producers (except motion picture), bands, orchestras, and entertainers	4	(D)	(D)	(D)	AA
793	Bowling centers	—	—	—	—	—
79 ex. 792, 3, 84	Commercial sports and other amusement and recreation services, including museums	21	4 839	1 308	272	336
80	Health services	266	266 411	72 162	14 626	2 294
801	Offices and clinics of doctors of medicine	154	208 622	49 379	9 317	968
802	Offices and clinics of dentists	41	13 541	4 985	1 043	233
803	Offices and clinics of doctors of osteopathy	—	—	—	—	—
804	Offices and clinics of other health practitioners	39	(D)	(D)	(D)	CC
805	Nursing and personal care facilities	4	14 571	6 682	1 638	481
806	Hospitals	—	—	—	—	—
807, 8, 9	Other health services	28	(D)	(D)	(D)	EE
81	Legal services	121	40 123	18 495	3 515	563
823, 4, 9	Selected educational services	14	2 695	909	247	93

Table 5. Summary Statistics for Firms Subject to Federal Income Tax for Places With 350 Establishments or More: 1992 — Con.

[Includes only establishments with payroll. For meaning of abbreviations and symbols, see introductory text. For explanation of terms and comparability of 1987 and 1992 censuses, see appendix A. For information on geographic areas followed by ▲, see appendix F.]

SIC code	Geographic area and kind of business or operation	Establishments (number)	Receipts (\$1,000)	Annual payroll (\$1,000)	First-quarter payroll (\$1,000)	Paid employees for pay period including March 12 (number)
GAINESVILLE—Con.						
83	Social services	21	3 753	1 681	434	159
835	Child day care services	13	2 151	1 062	261	120
832, 3, 6, 9	Other social services	8	1 602	619	173	39
87 ex. 8733	Engineering, accounting, research, management, and related services (except noncommercial research organizations)	146	93 502	35 069	8 467	1 338
871	Engineering, architectural, and surveying services	54	63 044	24 074	5 796	743
872	Accounting, auditing, and bookkeeping services	57	16 957	6 481	1 473	418
873 ex. 8733	Research, development, and testing services (except noncommercial research organizations)	7	3 724	1 289	336	41
874	Management and public relations services	28	9 777	3 225	862	136
89	Services, n.e.c.	15	(D)	(D)	(D)	BB
HIALEAH						
	Total	1 442	864 731	239 242	53 445	11 047
70 ex. 704	Hotels, rooming houses, camps, and other lodging places (except membership lodging)	12	7 963	1 617	406	157
7011	Hotels and motels	11	(D)	(D)	(D)	CC
7011 pt.	Hotels	3	(D)	(D)	(D)	AA
7011 pt.	Motels, motor hotels, and tourist courts	8	(D)	(D)	(D)	CC
702, 3	Other lodging places	1	(D)	(D)	(D)	AA
72	Personal services	155	22 846	7 956	1 918	726
721	Laundry, cleaning, and garment services	45	8 527	3 606	862	279
7211	Power laundries, family and commercial*	6	770	286	108	45
7213	Linen supply*	2	(D)	(D)	(D)	BB
7215	Coin-operated laundries and drycleaning	10	885	189	40	17
7216	Drycleaning plants, except rug cleaning*	11	1 297	407	83	35
7217	Carpet and upholstery cleaning	1	(D)	(D)	(D)	AA
7218	Industrial launderers*	2	(D)	(D)	(D)	AA
7212, 9	Other laundry, cleaning, and garment services*	13	2 069	1 127	249	98
722	Photographic studios, portrait	6	1 800	446	116	36
723, 4	Beauty and barber shops	86	5 311	2 028	462	224
723	Beauty shops	77	5 036	1 917	430	209
724	Barber shops	9	275	111	32	15
725	Shoe repair shops and shoeshine parlors	1	(D)	(D)	(D)	AA
726	Funeral service and crematories	4	3 761	782	196	46
729	Miscellaneous personal services	13	(D)	(D)	(D)	CC
73	Business services	196	185 203	31 111	7 170	2 037
731	Advertising	8	(D)	(D)	(D)	BB
732	Consumer credit reporting agencies, mercantile reporting agencies, and adjustment and collection agencies	6	681	382	136	28
733	Mailing, reproduction, commercial art and photography, and stenographic services	16	7 170	2 030	430	129
734	Services to dwellings and other buildings	46	8 700	3 159	879	432
735	Miscellaneous equipment rental and leasing	29	(D)	(D)	(D)	EE
736	Personnel supply services	17	13 495	8 944	2 065	680
737	Computer programming, data processing, and other computer related services	12	2 811	900	198	35
7371, 2, 3	Computer programming, prepackaged software, and integrated systems	10	(D)	(D)	(D)	BB
7374, 5, 6	Data processing services	—	—	—	—	—
7377, 8, 9	Computer rental and leasing, maintenance, and related services, n.e.c.	2	(D)	(D)	(D)	AA
738	Miscellaneous business services	62	(D)	(D)	(D)	EE
75	Automotive repair, services, and parking	195	39 517	9 153	2 120	696
751	Automotive rental and leasing, without drivers	6	(D)	(D)	(D)	AA
752	Automobile parking	1	(D)	(D)	(D)	AA
753	Automotive repair shops	168	33 723	7 932	1 719	530
7532	Top, body, and upholstery repair shops and paint shops	46	7 564	1 749	327	125
7538	General automotive repair shops	76	15 425	3 672	841	236
7533, 4, 6, 7, 9	Other automotive repair shops	46	10 734	2 511	551	169
754	Automotive services, except repair	20	2 940	899	311	148
76	Miscellaneous repair services	97	25 148	6 861	1 638	384
762	Electrical repair shops	33	6 668	1 692	370	89
7622	Radio and television repair shops	5	742	160	32	14
7623, 9	Other electrical and electronic repair shops	28	5 926	1 532	338	75
763	Watch, clock, and jewelry repair	3	136	15	4	3
764	Reupholstery and furniture repair	13	1 653	473	122	45
769	Miscellaneous repair and related services	48	16 691	4 681	1 142	247

Table 5. Summary Statistics for Firms Subject to Federal Income Tax for Places With 350 Establishments or More: 1992 — Con.

[Includes only establishments with payroll. For meaning of abbreviations and symbols, see introductory text. For explanation of terms and comparability of 1987 and 1992 censuses, see appendix A. For information on geographic areas followed by ▲, see appendix F]

SIC code	Geographic area and kind of business or operation	Establishments (number)	Receipts (\$1,000)	Annual payroll (\$1,000)	First-quarter payroll (\$1,000)	Paid employees for pay period including March 12 (number)
	HIALEAH—Con.					
78, 79, 84	Amusement and recreation services, including motion pictures and museums	56	73 451	14 550	3 909	715
781, 2	Motion picture production, distribution, and services	3	(D)	(D)	(D)	EE
783	Motion picture theaters	4	(D)	(D)	(D)	BB
784	Video tape rental	21	(D)	(D)	(D)	BB
792	Theatrical producers (except motion picture), bands, orchestras, and entertainers	—	—	—	—	—
793	Bowling centers	—	—	—	—	—
79 ex. 792, 3; 84	Commercial sports and other amusement and recreation services, including museums	28	22 014	3 096	1 186	316
80	Health services	550	474 677	153 952	32 728	5 611
801	Offices and clinics of doctors of medicine	302	209 440	71 924	15 203	1 915
802	Offices and clinics of dentists	91	22 094	7 520	1 517	378
803	Offices and clinics of doctors of osteopathy	2	(D)	(D)	(D)	AA
804	Offices and clinics of other health practitioners	60	17 802	8 562	1 816	282
805	Nursing and personal care facilities	22	18 082	8 408	1 768	410
806	Hospitals	4	(D)	(D)	(D)	GG
807, 8, 9	Other health services	69	(D)	(D)	(D)	EE
81	Legal services	43	9 650	3 001	698	103
823, 4, 9	Selected educational services	9	4 539	1 453	373	67
83	Social services	37	6 351	2 314	606	227
835	Child day care services	17	2 237	1 025	293	113
832, 3, 6, 9	Other social services	20	4 114	1 289	313	114
87 ex. 8733	Engineering, accounting, research, management, and related services (except noncommercial research organizations)	84	14 605	7 023	1 805	298
871	Engineering, architectural, and surveying services	12	(D)	(D)	(D)	BB
872	Accounting, auditing, and bookkeeping services	57	4 899	1 974	458	150
873 ex. 87333	Research, development, and testing services (except noncommercial research organizations)	1	(D)	(D)	(D)	AA
874	Management and public relations services	14	7 089	3 925	1 064	93
89	Services, n.e.c.	8	781	251	74	26
	HOLLYWOOD					
	Total	1 605	933 427	354 037	81 220	13 612
70 ex. 704	Hotels, rooming houses, camps, and other lodging places (except membership lodging)	38	(D)	(D)	(D)	FF
7011	Hotels and motels	36	27 339	6 182	1 770	691
7011 pt.	Hotels	17	17 363	3 843	1 207	497
7011 pt.	Motels, motor hotels, and tourist courts	19	9 976	2 339	563	194
702, 3	Other lodging places	2	(D)	(D)	(D)	AA
72	Personal services	141	31 292	10 938	2 873	1 071
721	Laundry, cleaning, and garment services	34	7 378	2 307	477	171
7211	Power laundries, family and commercial*	—	—	—	—	—
7213	Linen supply*	1	(D)	(D)	(D)	AA
7215	Coin-operated laundries and drycleaning	7	894	85	17	10
7216	Drycleaning plants, except rug cleaning*	16	2 856	1 029	237	87
7217	Carpet and upholstery cleaning	3	388	65	6	4
7218	Industrial laundriers*	1	(D)	(D)	(D)	BB
7212, 9	Other laundry, cleaning, and garment services*	6	(D)	(D)	(D)	AA
722	Photographic studios, portrait	4	833	233	44	23
723, 4	Beauty and barber shops	76	7 484	2 696	740	323
723	Beauty shops	71	7 324	2 651	730	317
724	Barber shops	5	160	45	10	6
725	Shoe repair shops and shoeshine parlors	1	(D)	(D)	(D)	AA
726	Funeral service and crematories	4	(D)	(D)	(D)	CC
729	Miscellaneous personal services	22	(D)	(D)	(D)	EE
73	Business services	273	166 373	50 970	12 071	2 857
731	Advertising	20	7 751	2 545	582	107
732	Consumer credit reporting agencies, mercantile reporting agencies, and adjustment and collection agencies	13	13 194	4 993	1 230	271
733	Mailing, reproduction, commercial art and photography, and stenographic services	37	12 636	4 441	896	203
734	Services to dwellings and other buildings	54	14 944	5 211	1 223	414
735	Miscellaneous equipment rental and leasing	17	11 695	3 740	830	137
736	Personnel supply services	20	11 078	7 130	2 027	676
737	Computer programming, data processing, and other computer related services	20	37 013	7 755	1 846	133
7371, 2, 3	Computer programming, prepackaged software, and integrated systems	14	33 561	6 323	1 499	99
7374, 5, 6	Data processing services	3	(D)	(D)	(D)	BB
7377, 8, 9	Computer rental and leasing, maintenance, and related services, n.e.c.	3	(D)	(D)	(D)	AA
738	Miscellaneous business services	92	58 062	15 155	3 437	916

Table 5. Summary Statistics for Firms Subject to Federal Income Tax for Places With 350 Establishments or More: 1992 — Con.

[Includes only establishments with payroll. For meaning of abbreviations and symbols, see introductory text. For explanation of terms and comparability of 1987 and 1992 censuses, see appendix A. For information on geographic areas followed by ▲, see appendix F]

SIC code	Geographic area and kind of business or operation	Establishments (number)	Receipts (\$1,000)	Annual payroll (\$1,000)	First-quarter payroll (\$1,000)	Paid employees for pay period including March 12 (number)
HOLLYWOOD—Con.						
75	Automotive repair, services, and parking -----	111	46 165	13 065	3 290	568
751	Automotive rental and leasing, without drivers -----	7	18 476	6 212	1 557	207
752	Automobile parking -----	—	—	—	—	—
753	Automotive repair shops -----	88	25 296	5 961	1 492	292
7532	Top, body, and upholstery repair shops and paint shops -----	17	6 309	1 418	364	69
7538	General automotive repair shops -----	52	10 884	2 784	721	149
7533, 4, 6, 7, 9	Other automotive repair shops -----	19	8 103	1 759	407	74
754	Automotive services, except repair -----	16	2 393	892	241	69
76	Miscellaneous repair services -----	54	19 074	6 899	1 707	360
762	Electrical repair shops -----	16	10 213	3 982	927	186
7622	Radio and television repair shops -----	3	(D)	(D)	(D)	BB
7623, 9	Other electrical and electronic repair shops -----	13	(D)	(D)	(D)	CC
763	Watch, clock, and jewelry repair -----	—	—	—	—	—
764	Reupholstery and furniture repair -----	7	936	378	135	27
769	Miscellaneous repair and related services -----	31	7 925	2 539	645	147
78, 79, 84	Amusement and recreation services, including motion pictures and museums -----	99	43 032	10 255	2 231	693
781, 2	Motion picture production, distribution, and services -----	13	8 905	2 197	504	82
783	Motion picture theaters -----	5	(D)	(D)	(D)	BB
784	Video tape rental -----	11	3 840	600	138	68
792	Theatrical producers (except motion picture), bands, orchestras, and entertainers -----	12	(D)	(D)	(D)	BB
793	Bowling centers -----	1	(D)	(D)	(D)	AA
79 ex. 792, 3, 84	Commercial sports and other amusement and recreation services, including museums -----	57	20 263	5 703	1 164	416
80	Health services -----	440	414 199	174 671	38 294	4 741
801	Offices and clinics of doctors of medicine -----	223	185 029	96 377	19 232	1 521
802	Offices and clinics of dentists -----	58	19 456	8 883	1 866	342
803	Offices and clinics of doctors of osteopathy -----	19	7 015	3 165	721	64
804	Offices and clinics of other health practitioners -----	78	22 208	8 579	1 833	323
805	Nursing and personal care facilities -----	2	(D)	(D)	(D)	CC
806	Hospitals -----	3	(D)	(D)	(D)	FF
807, 8, 9	Other health services -----	57	96 227	28 845	6 976	1 313
81	Legal services -----	192	89 607	43 690	10 273	922
823, 4, 9	Selected educational services -----	9	2 463	721	407	251
83	Social services -----	47	11 654	4 683	1 247	587
835	Child day care services -----	25	4 813	2 165	518	242
832, 3, 6, 9	Other social services -----	22	6 841	2 518	729	345
87 ex. 8733	Engineering, accounting, research, management, and related services (except noncommercial research organizations) -----	191	78 368	31 021	6 841	837
871	Engineering, architectural, and surveying services -----	42	35 385	14 848	3 623	371
872	Accounting, auditing, and bookkeeping services -----	86	19 000	7 786	1 643	256
873 ex. 8733	Research, development, and testing services (except noncommercial research organizations) -----	4	2 056	1 030	260	32
874	Management and public relations services -----	59	21 927	7 357	1 315	178
89	Services, n.e.c. -----	10	(D)	(D)	(D)	BB
JACKSONVILLE CITY ▲						
	Total -----	5 587	3 804 425	1 472 000	323 822	64 276
70 ex. 704	Hotels, rooming houses, camps, and other lodging places (except membership lodging) -----	98	95 836	26 416	6 334	2 495
7011	Hotels and motels -----	86	94 062	26 053	6 254	2 446
7011 pt.	Hotels -----	32	58 565	16 959	4 224	1 461
7011 pt.	Hotels, 25 guestrooms or more -----	28	57 981	16 707	4 171	1 440
7011 pt.	Hotels, less than 25 guestrooms -----	4	584	252	53	21
7011 pt.	Motels, motor hotels, and tourist courts -----	54	35 497	9 094	2 030	985
7011 pt.	Motels, tourist courts -----	46	29 373	7 813	1 699	846
7011 pt.	Motor hotels -----	8	6 124	1 281	331	139
702, 3	Other lodging places -----	12	1 774	363	80	49
702	Rooming and boarding houses -----	7	1 323	324	70	43
703	Camps and recreational vehicle parks -----	5	451	39	10	6

Table 5. Summary Statistics for Firms Subject to Federal Income Tax for Places With 350 Establishments or More: 1992 — Con.

[Includes only establishments with payroll. For meaning of abbreviations and symbols, see introductory text. For explanation of terms and comparability of 1987 and 1992 censuses, see appendix A. For information on geographic areas followed by ▲, see appendix F]

SIC code	Geographic area and kind of business or operation	Establishments (number)	Receipts (\$1,000)	Annual payroll (\$1,000)	First-quarter payroll (\$1,000)	Paid employees for pay period including March 12 (number)
JACKSONVILLE CITY ▲— Con.						
72	Personal services	613	130 130	46 096	11 487	4 239
721	Laundry, cleaning, and garment services	237	61 556	21 495	5 085	1 676
7211	Power laundries, family and commercial*	7	(D)	(D)	(D)	CC
7213	Linen supply*	4	(D)	(D)	(D)	CC
7215	Coin-operated laundries and drycleaning	68	7 759	1 690	388	210
7216	Drycleaning plants, except rug cleaning*	91	16 811	6 362	1 446	604
7217	Carpet and upholstery cleaning	35	(D)	(D)	(D)	CC
7218	Industrial launderers*	4	(D)	(D)	(D)	EE
7212, 9	Other laundry, cleaning, and garment services*	28	(D)	(D)	(D)	CC
7212	Garment pressing, and agents for laundries and drycleaners	13	(D)	(D)	(D)	BB
7219	Laundry and garment services, n.e.c.*	15	(D)	(D)	(D)	BB
722	Photographic studios, portrait	23	10 708	3 435	743	183
723, 4	Beauty and barber shops	236	29 767	13 385	3 280	1 196
723	Beauty shops	226	27 826	12 605	3 101	1 151
724	Barber shops	10	1 941	780	179	45
725	Shoe repair shops and shoeshine parlors	14	1 161	311	62	29
726	Funeral service and crematories	36	(D)	(D)	(D)	EE
729	Miscellaneous personal services	67	(D)	(D)	(D)	FF
7291	Tax return preparation services	13	(D)	(D)	(D)	FF
7299	Miscellaneous personal services, n.e.c.	54	10 034	2 092	563	394
73	Business services	1 116	1 213 407	465 359	106 433	24 863
731	Advertising	69	35 239	11 790	2 729	470
7311	Advertising agencies	54	(D)	(D)	(D)	EE
7312	Outdoor advertising services	5	(D)	(D)	(D)	BB
7313	Radio, television, publishers' advertising representatives	4	1 728	806	224	17
7319	Advertising, n.e.c.	6	(D)	(D)	(D)	CC
732	Consumer credit reporting agencies, mercantile reporting agencies, and adjustment and collection agencies	38	32 254	11 184	3 034	652
7322	Adjustment and collection services	32	(D)	(D)	(D)	FF
7323	Credit reporting services	6	(D)	(D)	(D)	BB
733	Mailing, reproduction, commercial art and photography, and stenographic services	112	40 956	11 784	2 787	614
7331	Direct mail advertising services	14	(D)	(D)	(D)	CC
7334	Photocopying and duplicating services	15	(D)	(D)	(D)	CC
7335, 6	Commercial photography, art, and graphics	45	8 728	2 725	629	148
7335	Commercial photography	12	(D)	(D)	(D)	BB
7336	Commercial art and graphic design	33	(D)	(D)	(D)	CC
7338	Secretarial and court reporting services	38	8 441	2 227	492	131
734	Services to dwellings and other buildings	218	77 684	37 808	8 492	3 584
7342	Disinfecting and pest control services	55	29 944	12 483	2 825	608
7349	Building cleaning and maintenance services, n.e.c.	163	47 740	25 325	5 667	2 976
735	Miscellaneous equipment rental and leasing	100	162 582	22 874	5 633	978
7352	Medical equipment rental and leasing	11	(D)	(D)	(D)	CC
7353	Heavy construction equipment rental and leasing	19	(D)	(D)	(D)	CC
7359	Equipment rental and leasing, n.e.c.	70	119 601	13 102	3 356	635
736	Personnel supply services	109	209 099	155 056	28 795	9 827
7361	Employment agencies	27	(D)	(D)	(D)	CC
7363	Help supply services	82	(D)	(D)	(D)	II
7363 pt.	Temporary help supply	59	(D)	(D)	(D)	II
7363 pt.	Help supply, except temporary	23	56 470	44 328	9 575	2 087
737	Computer programming, data processing, and other computer related services	188	492 105	145 173	37 620	3 460
7371, 2, 3	Computer programming, prepackaged software, and integrated systems	100	(D)	(D)	(D)	GG
7371	Computer programming services	57	(D)	(D)	(D)	FF
7372	Prepackaged software	25	14 651	7 269	1 826	190
7373	Computer integrated systems	18	(D)	(D)	(D)	EE
7374, 5, 6	Data processing services	32	(D)	(D)	(D)	GG
7374, 5	Computer processing, information retrieval	29	325 291	75 994	20 749	1 832
7376	Computer facilities management services	3	(D)	(D)	(D)	AA
7377, 8, 9	Computer rental and leasing, maintenance, and related services, n.e.c.	56	(D)	(D)	(D)	CC
7377	Computer rental and leasing	4	3 845	719	169	26
7378	Computer maintenance and repair	25	10 688	2 818	813	104
7379	Computer related services, n.e.c.	27	(D)	(D)	(D)	BB
738	Miscellaneous business services	282	163 488	69 690	17 343	5 278
7381, 2	Detective agencies and protective services	68	(D)	(D)	(D)	HH
7381	Detective, guard, and armored car services	53	45 757	30 812	7 422	2 805
7382	Security systems services	15	(D)	(D)	(D)	CC
7383	News syndicates	—	—	—	—	—
7384	Photofinishing laboratories*	26	9 744	2 739	668	199
7389	Business services, n.e.c.	188	(D)	(D)	(D)	GG
7389 pt.	Sign painting shops	14	1 885	778	209	113
7389 pt.	Interior designing	18	(D)	(D)	(D)	BB
7389 pt.	Telephone answering services	8	(D)	(D)	(D)	CC
7389 pt.	Other business services	148	84 709	28 802	7 255	1 790

Table 5. Summary Statistics for Firms Subject to Federal Income Tax for Places With 350 Establishments or More: 1992 — Con.

[Includes only establishments with payroll. For meaning of abbreviations and symbols, see introductory text. For explanation of terms and comparability of 1987 and 1992 censuses, see appendix A. For information on geographic areas followed by ▲, see appendix F]

SIC code	Geographic area and kind of business or operation	Establishments (number)	Receipts (\$1,000)	Annual payroll (\$1,000)	First-quarter payroll (\$1,000)	Paid employees for pay period including March 12 (number)
JACKSONVILLE CITY ▲—Con.						
75	Automotive repair, services, and parking -----	524	275 212	60 088	14 251	3 469
751	Automotive rental and leasing, without drivers -----	40	112 792	15 312	3 613	763
7513	Truck rental and leasing, without drivers -----	21	56 871	8 021	1 943	323
7514, 5	Passenger car rental and leasing -----	18	(D)	(D)	(D)	EE
7514	Passenger car rental -----	17	(D)	(D)	(D)	EE
7515	Passenger car leasing -----	1	(D)	(D)	(D)	AA
7519	Utility trailer and recreational vehicle rental -----	1	(D)	(D)	(D)	AA
752	Automobile parking -----	38	7 800	957	231	95
753	Automotive repair shops -----	360	110 831	30 571	7 118	1 659
7532	Top, body, and upholstery repair shops and paint shops -----	88	(D)	(D)	(D)	EE
7532 pt.	Top and body repair shops -----	76	(D)	(D)	(D)	EE
7532 pt.	Paint shops -----	12	4 725	1 595	381	83
7538	General automotive repair shops -----	160	47 636	12 105	2 791	690
7538 pt.	General automotive repair shops, except diesel -----	146	34 942	9 033	2 055	535
7538 pt.	Diesel repair shops -----	14	12 694	3 072	736	155
7533, 4, 6, 7, 9	Other automotive repair shops -----	112	(D)	(D)	(D)	FF
7533	Automotive exhaust system repair shops -----	16	(D)	(D)	(D)	BB
7534	Tire retreading and repair shops -----	12	5 103	1 045	242	71
7536	Automotive glass replacement shops -----	16	6 684	1 800	397	89
7537	Automotive transmission repair shops -----	24	(D)	(D)	(D)	BB
7539	Automotive repair shops, n.e.c. -----	44	(D)	(D)	(D)	CC
7539 pt.	Radiator repair -----	13	2 776	802	167	41
7539 pt.	Brake, front end, and wheel alignment -----	5	1 670	450	100	20
7539 pt.	Automotive electrical and fuel system services -----	20	6 598	1 926	509	111
7539 pt.	Other automotive repair shops, n.e.c. -----	6	(D)	(D)	(D)	BB
754	Automotive services, except repair -----	86	43 789	13 248	3 289	952
7542	Carwashes -----	37	(D)	(D)	(D)	EE
7549	Automotive services, except repair and carwashes -----	49	(D)	(D)	(D)	FF
76	Miscellaneous repair services -----	275	190 894	52 668	12 801	2 450
762	Electrical repair shops -----	100	47 094	17 617	4 035	848
7622	Radio and television repair shops -----	25	(D)	(D)	(D)	BB
7623, 9	Other electrical and electronic repair shops -----	75	(D)	(D)	(D)	FF
7623	Refrigeration and air-conditioning service and repair shops -----	24	16 776	5 294	1 098	221
7629	Electrical and electronic repair shops, n.e.c. -----	51	(D)	(D)	(D)	FF
763	Watch, clock, and jewelry repair -----	5	562	226	54	15
764	Reupholstery and furniture repair -----	18	(D)	(D)	(D)	BB
769	Miscellaneous repair and related services -----	152	(D)	(D)	(D)	GG
7692	Welding repair -----	10	(D)	(D)	(D)	BB
7694	Armature rewinding shops -----	13	(D)	(D)	(D)	CC
7699	Repair shops and related services, n.e.c. -----	129	120 181	27 655	6 839	1 310
78, 79, 84	Amusement and recreation services, including motion pictures and museums -----	221	110 307	26 018	6 454	2 308
781, 2	Motion picture production, distribution, and services -----	23	(D)	(D)	(D)	CC
783	Motion picture theaters -----	14	(D)	(D)	(D)	EE
7832	Motion picture theaters, except drive-in -----	14	(D)	(D)	(D)	EE
7833	Drive-in motion picture theaters -----	—	—	—	—	—
784	Video tape rental -----	30	(D)	(D)	(D)	CC
792	Theatrical producers (except motion picture), bands, orchestras, and entertainers -----	7	(D)	(D)	(D)	BB
7922	Theatrical producers (except motion picture) and miscellaneous theatrical services -----	2	(D)	(D)	(D)	AA
7929	Bands, orchestras, actors, and other entertainers and entertainment groups -----	5	391	226	23	21
793	Bowling centers -----	11	6 667	2 214	558	189
79 ex. 792, 3, 84	Commercial sports and other amusement and recreation services, including museums -----	136	61 719	16 288	4 171	1 465
794	Commercial sports -----	15	(D)	(D)	(D)	CC
7941	Professional sports clubs, managers, promoters -----	3	3 937	658	145	24
7948	Racing, including track operation -----	12	(D)	(D)	(D)	CC
79 ex. 792, 3, 4, 84	Other amusement and recreation services, including museums -----	121	(D)	(D)	(D)	GG
791	Dance studios, schools, and halls -----	22	2 844	910	242	136
7991	Physical fitness facilities -----	22	(D)	(D)	(D)	EE
7992	Public golf courses -----	4	4 731	1 435	359	109
7993	Coin-operated amusement devices -----	16	(D)	(D)	(D)	BB
7996	Amusement parks -----	1	(D)	(D)	(D)	AA
7997	Membership sports and recreation clubs -----	14	(D)	(D)	(D)	EE
7999, 84	Amusement and recreation services, including museums, n.e.c. -----	42	(D)	(D)	(D)	CC
7999 pt.	Concession operators of amusement devices and rides -----	2	(D)	(D)	(D)	AA
7999 pt.	Carnivals, circuses, and fairs -----	—	—	—	—	—
7999 pt., 84	Other recreation and amusements, including museums -----	40	(D)	(D)	(D)	CC

Table 5. Summary Statistics for Firms Subject to Federal Income Tax for Places With 350 Establishments or More: 1992 — Con.

[Includes only establishments with payroll. For meaning of abbreviations and symbols, see introductory text. For explanation of terms and comparability of 1987 and 1992 censuses, see appendix A. For information on geographic areas followed by ▲, see appendix F]

SIC code	Geographic area and kind of business or operation	Establishments (number)	Receipts (\$1,000)	Annual payroll (\$1,000)	First-quarter payroll (\$1,000)	Paid employees for pay period including March 12 (number)
JACKSONVILLE CITY ▲—Con.						
80	Health services	1 262	989 761	425 628	87 224	11 972
801	Offices and clinics of doctors of medicine	670	656 412	305 218	60 077	5 675
8011 pt.	Offices of doctors of medicine	638	(D)	(D)	(D)	HH
8011 pt.	General medical clinics	32	(D)	(D)	(D)	GG
802	Offices and clinics of dentists	253	100 327	35 829	7 774	1 647
803	Offices and clinics of doctors of osteopathy	20	8 168	3 978	922	112
804	Offices and clinics of other health practitioners	172	49 692	18 915	3 806	740
8041	Offices and clinics of chiropractors	56	13 737	4 363	844	227
8042	Offices and clinics of optometrists	40	11 629	4 194	955	177
8043	Offices and clinics of podiatrists	22	(D)	(D)	(D)	CC
8049	Offices and clinics of health practitioners, n.e.c.	54	(D)	(D)	(D)	CC
805	Nursing and personal care facilities	28	(D)	(D)	(D)	GG
8051	Skilled nursing care facilities	20	(D)	(D)	(D)	GG
8052	Intermediate care facilities	5	(D)	(D)	(D)	BB
8059	Nursing and personal care facilities, n.e.c.	3	(D)	(D)	(D)	BB
806	Hospitals	2	(D)	(D)	(D)	CC
8062	General medical and surgical hospitals	—	—	—	—	—
8063, 9	Specialty hospitals	2	(D)	(D)	(D)	CC
807, 8, 9	Other health services	117	(D)	(D)	(D)	GG
807	Medical and dental laboratories	42	32 985	6 958	1 642	369
8071	Medical laboratories	19	26 471	4 169	944	215
8072	Dental laboratories	23	6 514	2 789	698	154
808	Home health care services	23	21 023	9 631	2 206	685
809	Miscellaneous health and allied services, n.e.c.	52	(D)	(D)	(D)	EE
8092	Kidney dialysis centers	2	(D)	(D)	(D)	BB
8093	Specialty outpatient facilities, n.e.c.	34	(D)	(D)	(D)	EE
8099	Health and allied services, n.e.c.	16	5 466	1 431	322	88
81	Legal services	427	285 237	148 520	27 879	2 910
823, 4, 9	Selected educational services	43	(D)	(D)	(D)	EE
823	Libraries	2	(D)	(D)	(D)	AA
824	Vocational schools	20	(D)	(D)	(D)	CC
829	Schools and educational services, n.e.c.	21	7 008	2 609	466	149
83	Social services	241	45 328	20 584	4 842	2 138
835	Child day care services	185	27 056	12 822	3 010	1 639
832, 3, 6, 9	Other social services	56	18 272	7 762	1 832	499
87 ex. 8733	Engineering, accounting, research, management, and related services (except noncommercial research organizations)	730	428 622	187 291	43 409	6 964
871	Engineering, architectural, and surveying services	225	186 317	81 822	19 905	2 461
8711	Engineering services	132	141 626	64 035	15 913	1 791
8712	Architectural services	63	(D)	(D)	(D)	EE
8713	Surveying services	30	(D)	(D)	(D)	EE
872	Accounting, auditing, and bookkeeping services	253	(D)	(D)	(D)	GG
873 ex. 8733	Research, development, and testing services (except noncommercial research organizations)	31	(D)	(D)	(D)	EE
8731	Commercial physical and biological research	3	(D)	(D)	(D)	BB
8732	Commercial economic, sociological, and educational research	15	(D)	(D)	(D)	CC
8734	Testing laboratories	13	8 370	3 059	738	139
874	Management and public relations services	221	149 658	65 332	14 919	2 989
8741	Management services	54	93 441	41 172	10 103	2 264
8742	Management consulting services	110	35 579	17 253	3 429	470
8743	Public relations services	14	(D)	(D)	(D)	BB
8744	Facilities support management services	3	(D)	(D)	(D)	CC
8748	Business consulting services, n.e.c.	40	(D)	(D)	(D)	BB
89	Services, n.e.c.	37	(D)	(D)	(D)	CC
JUPITER						
	Total	509	214 723	82 747	18 921	3 309
70 ex. 704	Hotels, rooming houses, camps, and other lodging places (except membership lodging)	4	(D)	(D)	(D)	EE
7011	Hotels and motels	4	(D)	(D)	(D)	EE
7011 pt.	Hotels	2	(D)	(D)	(D)	CC
7011 pt.	Motels, motor hotels, and tourist courts	2	(D)	(D)	(D)	BB
702, 3	Other lodging places	—	—	—	—	—

Table 5. Summary Statistics for Firms Subject to Federal Income Tax for Places With 350 Establishments or More: 1992 — Con.

[Includes only establishments with payroll. For meaning of abbreviations and symbols, see introductory text. For explanation of terms and comparability of 1987 and 1992 censuses, see appendix A. For information on geographic areas followed by ▲, see appendix F.]

SIC code	Geographic area and kind of business or operation	Establishments (number)	Receipts (\$1,000)	Annual payroll (\$1,000)	First-quarter payroll (\$1,000)	Paid employees for pay period including March 12 (number)
JUPITER—Con.						
72	Personal services	50	8 192	3 234	834	307
721	Laundry, cleaning, and garment services	19	3 403	1 441	390	114
7211	Power laundries, family and commercial*	1	(D)	(D)	(D)	AA
7213	Linen supply*	—	—	—	—	—
7215	Coin-operated laundries and drycleaning	4	605	174	99	35
7216	Drycleaning plants, except rug cleaning*	5	1 739	934	200	54
7217	Carpet and upholstery cleaning	5	708	219	62	14
7218	Industrial laundries*	—	—	—	—	—
7212, 9	Other laundry, cleaning, and garment services*	4	(D)	(D)	(D)	AA
722	Photographic studios, portrait	—	—	—	—	—
723, 4	Beauty and barber shops	26	3 464	1 402	356	143
723	Beauty shops	23	3 380	1 378	349	142
724	Barber shops	3	84	24	7	1
725	Shoe repair shops and shoeshine parlors	—	—	—	—	—
726	Funeral service and crematories	1	(D)	(D)	(D)	AA
729	Miscellaneous personal services	4	(D)	(D)	(D)	BB
73	Business services	106	26 994	10 527	2 236	451
731	Advertising	3	(D)	(D)	(D)	AA
732	Consumer credit reporting agencies, mercantile reporting agencies, and adjustment and collection agencies	3	(D)	(D)	(D)	AA
733	Mailing, reproduction, commercial art and photography, and stenographic services	7	1 441	272	71	12
734	Services to dwellings and other buildings	33	5 676	2 203	552	125
735	Miscellaneous equipment rental and leasing	5	828	225	59	12
736	Personnel supply services	5	1 143	661	167	39
737	Computer programming, data processing, and other computer related services	14	2 836	922	215	42
7371, 2, 3	Computer programming, prepackaged software, and integrated systems	8	1 458	383	110	17
7374, 5, 6	Data processing services	2	(D)	(D)	(D)	BB
7377, 8, 9	Computer rental and leasing, maintenance, and related services, n.e.c.	4	(D)	(D)	(D)	AA
738	Miscellaneous business services	36	(D)	(D)	(D)	CC
75	Automotive repair, services, and parking	35	8 889	2 456	637	151
751	Automotive rental and leasing, without drivers	—	—	—	—	—
752	Automobile parking	—	—	—	—	—
753	Automotive repair shops	26	6 829	1 762	438	76
7532	Top, body, and upholstery repair shops and paint shops	3	1 157	322	80	14
7538	General automotive repair shops	19	3 777	899	249	41
7533, 4, 6, 7, 9	Other automotive repair shops	4	1 895	541	109	21
754	Automotive services, except repair	9	2 060	694	199	75
76	Miscellaneous repair services	22	3 920	1 008	247	64
762	Electrical repair shops	10	2 411	680	170	40
7622	Radio and television repair shops	1	(D)	(D)	(D)	AA
7623, 9	Other electrical and electronic repair shops	9	(D)	(D)	(D)	BB
763	Watch, clock, and jewelry repair	1	(D)	(D)	(D)	AA
764	Reupholstery and furniture repair	3	345	80	14	6
769	Miscellaneous repair and related services	8	(D)	(D)	(D)	AA
78, 79, 84	Amusement and recreation services, including motion pictures and museums	29	24 131	8 889	2 581	684
781, 2	Motion picture production, distribution, and services	3	(D)	(D)	(D)	AA
783	Motion picture theaters	1	(D)	(D)	(D)	BB
784	Video tape rental	3	(D)	(D)	(D)	AA
792	Theatrical producers (except motion picture), bands, orchestras, and entertainers	5	1 472	535	103	17
793	Bowling centers	1	(D)	(D)	(D)	BB
79 ex. 792, 3, 84	Commercial sports and other amusement and recreation services, including museums	16	16 525	7 327	2 261	593
80	Health services	137	55 334	22 937	4 657	579
801	Offices and clinics of doctors of medicine	68	32 573	15 285	3 085	264
802	Offices and clinics of dentists	22	6 348	2 020	374	84
803	Offices and clinics of doctors of osteopathy	3	(D)	(D)	(D)	BB
804	Offices and clinics of other health practitioners	32	9 773	3 612	709	130
805	Nursing and personal care facilities	—	—	—	—	—
806	Hospitals	—	—	—	—	—
807, 8, 9	Other health services	12	(D)	(D)	(D)	BB
81	Legal services	28	8 145	3 221	674	77
823, 4, 9	Selected educational services	4	590	214	46	8
83	Social services	12	2 943	1 072	230	103
835	Child day care services	10	(D)	(D)	(D)	BB
832, 3, 6, 9	Other social services	2	(D)	(D)	(D)	AA

Table 5. Summary Statistics for Firms Subject to Federal Income Tax for Places With 350 Establishments or More: 1992 — Con.

[Includes only establishments with payroll. For meaning of abbreviations and symbols, see introductory text. For explanation of terms and comparability of 1987 and 1992 censuses, see appendix A. For information on geographic areas followed by ▲, see appendix F]

SIC code	Geographic area and kind of business or operation	Establishments (number)	Receipts (\$1,000)	Annual payroll (\$1,000)	First-quarter payroll (\$1,000)	Paid employees for pay period including March 12 (number)
	JUPITER—Con.					
87 ex. 8733	Engineering, accounting, research, management, and related services (except noncommercial research organizations) -----	76	60 067	23 724	5 450	548
871	Engineering, architectural, and surveying services -----	31	12 795	5 598	1 050	136
872	Accounting, auditing, and bookkeeping services -----	14	(D)	(D)	(D)	BB
873 ex. 8733	Research, development, and testing services (except noncommercial research organizations) -----	3	(D)	(D)	(D)	EE
874	Management and public relations services -----	28	(D)	(D)	(D)	BB
89	Services, n.e.c. -----	6	(D)	(D)	(D)	BB
	KEY WEST					
	Total -----	376	219 577	57 425	13 876	3 678
70 ex. 704	Hotels, rooming houses, camps, and other lodging places (except membership lodging) -----	77	136 861	29 788	7 578	2 241
7011	Hotels and motels -----	66	134 832	29 497	7 511	2 218
7011 pt.	Hotels -----	42	107 682	25 182	6 610	1 888
7011 pt.	Motels, motor hotels, and tourist courts -----	24	27 150	4 315	901	330
702, 3	Other lodging places -----	11	2 029	291	67	23
72	Personal services -----	27	3 159	873	238	106
721	Laundry, cleaning, and garment services -----	6	743	176	48	26
7211	Power laundries, family and commercial* -----	1	(D)	(D)	(D)	AA
7213	Linen supply* -----	—	—	—	—	—
7215	Coin-operated laundries and drycleaning -----	2	(D)	(D)	(D)	AA
7216	Drycleaning plants, except rug cleaning* -----	2	(D)	(D)	(D)	AA
7217	Carpet and upholstery cleaning -----	1	(D)	(D)	(D)	AA
7218	Industrial laundries* -----	—	—	—	—	—
7212, 9	Other laundry, cleaning, and garment services* -----	—	—	—	—	—
722	Photographic studios, portrait -----	2	(D)	(D)	(D)	AA
723, 4	Beauty and barber shops -----	15	1 610	457	120	65
723	Beauty shops -----	15	1 610	457	120	65
724	Barber shops -----	—	—	—	—	—
725	Shoe repair shops and shoeshine parlors -----	—	—	—	—	—
726	Funeral service and crematories -----	1	(D)	(D)	(D)	AA
729	Miscellaneous personal services -----	3	(D)	(D)	(D)	AA
73	Business services -----	50	10 689	3 566	801	244
731	Advertising -----	4	1 198	547	125	23
732	Consumer credit reporting agencies, mercantile reporting agencies, and adjustment and collection agencies -----	1	(D)	(D)	(D)	AA
733	Mailing, reproduction, commercial art and photography, and stenographic services -----	4	(D)	(D)	(D)	AA
734	Services to dwellings and other buildings -----	12	2 248	1 038	249	70
735	Miscellaneous equipment rental and leasing -----	4	717	158	36	13
736	Personnel supply services -----	3	(D)	(D)	(D)	BB
737	Computer programming, data processing, and other computer related services -----	3	224	84	10	2
7371, 2, 3	Computer programming, prepackaged software, and integrated systems -----	—	—	—	—	—
7374, 5, 6	Data processing services -----	1	(D)	(D)	(D)	AA
7377, 8, 9	Computer rental and leasing, maintenance, and related services, n.e.c. -----	2	(D)	(D)	(D)	AA
738	Miscellaneous business services -----	19	4 634	1 241	278	103
75	Automotive repair, services, and parking -----	22	6 861	1 581	403	90
751	Automotive rental and leasing, without drivers -----	4	(D)	(D)	(D)	BB
752	Automobile parking -----	1	(D)	(D)	(D)	AA
753	Automotive repair shops -----	11	2 682	782	191	45
7532	Top, body, and upholstery repair shops and paint shops -----	1	(D)	(D)	(D)	AA
7538	General automotive repair shops -----	10	(D)	(D)	(D)	BB
7533, 4, 6, 7, 9	Other automotive repair shops -----	—	—	—	—	—
754	Automotive services, except repair -----	6	995	301	97	20
76	Miscellaneous repair services -----	13	3 404	1 163	281	50
762	Electrical repair shops -----	5	1 214	677	170	30
7622	Radio and television repair shops -----	1	(D)	(D)	(D)	AA
7623, 9	Other electrical and electronic repair shops -----	4	(D)	(D)	(D)	BB
763	Watch, clock, and jewelry repair -----	—	—	—	—	—
764	Reupholstery and furniture repair -----	1	(D)	(D)	(D)	AA
769	Miscellaneous repair and related services -----	7	(D)	(D)	(D)	AA
78, 79, 84	Amusement and recreation services, including motion pictures and museums -----	59	19 158	5 036	1 366	348
781, 2	Motion picture production, distribution, and services -----	1	(D)	(D)	(D)	AA
783	Motion picture theaters -----	2	(D)	(D)	(D)	BB
784	Video tape rental -----	3	(D)	(D)	(D)	BB
792	Theatrical producers (except motion picture), bands, orchestras, and entertainers -----	5	(D)	(D)	(D)	AA
793	Bowling centers -----	1	(D)	(D)	(D)	AA
79 ex. 792, 3, 84	Commercial sports and other amusement and recreation services, including museums -----	47	15 162	4 172	1 021	276

Table 5. Summary Statistics for Firms Subject to Federal Income Tax for Places With 350 Establishments or More: 1992 — Con.

[Includes only establishments with payroll. For meaning of abbreviations and symbols, see introductory text. For explanation of terms and comparability of 1987 and 1992 censuses, see appendix A. For information on geographic areas followed by ▲, see appendix F]

SIC code	Geographic area and kind of business or operation	Establishments (number)	Receipts (\$1,000)	Annual payroll (\$1,000)	First-quarter payroll (\$1,000)	Paid employees for pay period including March 12 (number)
KEY WEST — Con.						
80	Health services	62	23 733	9 581	1 927	364
801	Offices and clinics of doctors of medicine	30	13 684	5 617	1 151	141
802	Offices and clinics of dentists	12	3 504	1 283	124	49
803	Offices and clinics of doctors of osteopathy	—	—	—	—	—
804	Offices and clinics of other health practitioners	10	(D)	(D)	(D)	BB
805	Nursing and personal care facilities	1	(D)	(D)	(D)	CC
806	Hospitals	—	—	—	—	—
807, 8, 9	Other health services	9	(D)	(D)	(D)	BB
81	Legal services	34	7 688	2 822	565	99
823, 4, 9	Selected educational services	2	(D)	(D)	(D)	AA
83	Social services	2	(D)	(D)	(D)	AA
835	Child day care services	1	(D)	(D)	(D)	AA
832, 3, 6, 9	Other social services	1	(D)	(D)	(D)	AA
87 ex. 8733	Engineering, accounting, research, management, and related services (except noncommercial research organizations)	26	6 962	2 737	654	118
871	Engineering, architectural, and surveying services	8	2 466	853	211	29
872	Accounting, auditing, and bookkeeping services	10	3 278	1 342	343	67
873 ex. 8733	Research, development, and testing services (except noncommercial research organizations)	2	(D)	(D)	(D)	AA
874	Management and public relations services	6	(D)	(D)	(D)	AA
89	Services, n.e.c.	2	(D)	(D)	(D)	AA
KISSIMMEE						
	Total	433	345 553	107 253	24 746	5 272
70 ex. 704	Hotels, rooming houses, camps, and other lodging places (except membership lodging)	46	(D)	(D)	(D)	GG
7011	Hotels and motels	44	105 298	24 648	5 659	1 939
7011 pt.	Hotels	19	82 583	19 615	4 411	1 448
7011 pt.	Motels, motor hotels, and tourist courts	25	22 715	5 033	1 248	491
702, 3	Other lodging places	2	(D)	(D)	(D)	BB
72	Personal services	40	7 624	2 087	517	193
721	Laundry, cleaning, and garment services	12	1 510	475	122	53
7211	Power laundries, family and commercial*	—	—	—	—	—
7213	Linen supply*	—	—	—	—	—
7215	Coin-operated laundries and drycleaning	4	625	159	38	20
7216	Drycleaning plants, except rug cleaning*	4	(D)	(D)	(D)	BB
7217	Carpet and upholstery cleaning	3	(D)	(D)	(D)	AA
7218	Industrial launderers*	—	—	—	—	—
7212, 9	Other laundry, cleaning, and garment services*	1	(D)	(D)	(D)	AA
722	Photographic studios, portrait	1	(D)	(D)	(D)	AA
723, 4	Beauty and barber shops	22	2 435	1 032	244	106
723	Beauty shops	19	(D)	(D)	(D)	BB
724	Barber shops	3	(D)	(D)	(D)	AA
725	Shoe repair shops and shoeshine parlors	—	—	—	—	—
726	Funeral service and crematories	2	(D)	(D)	(D)	BB
729	Miscellaneous personal services	3	(D)	(D)	(D)	AA
73	Business services	63	13 572	4 610	998	278
731	Advertising	3	(D)	(D)	(D)	AA
732	Consumer credit reporting agencies, mercantile reporting agencies, and adjustment and collection agencies	1	(D)	(D)	(D)	AA
733	Mailing, reproduction, commercial art and photography, and stenographic services	5	1 663	451	96	30
734	Services to dwellings and other buildings	12	1 551	682	105	30
735	Miscellaneous equipment rental and leasing	7	3 715	761	209	37
736	Personnel supply services	4	(D)	(D)	(D)	BB
737	Computer programming, data processing, and other computer related services	9	(D)	(D)	(D)	BB
7371, 2, 3	Computer programming, prepackaged software, and integrated systems	5	1 364	733	127	16
7374, 5, 6	Data processing services	2	(D)	(D)	(D)	AA
7377, 8, 9	Computer rental and leasing, maintenance, and related services, n.e.c.	2	(D)	(D)	(D)	AA
738	Miscellaneous business services	22	3 766	1 286	284	106
75	Automotive repair, services, and parking	35	11 494	3 148	624	143
751	Automotive rental and leasing, without drivers	2	(D)	(D)	(D)	AA
752	Automobile parking	—	—	—	—	—
753	Automotive repair shops	29	8 916	2 624	497	107
7532	Top, body, and upholstery repair shops and paint shops	8	2 279	674	144	35
7538	General automotive repair shops	12	3 531	869	189	38
7533, 4, 6, 7, 9	Other automotive repair shops	9	3 106	1 081	164	34
754	Automotive services, except repair	4	(D)	(D)	(D)	BB

Table 5. Summary Statistics for Firms Subject to Federal Income Tax for Places With 350 Establishments or More: 1992 — Con.

[Includes only establishments with payroll. For meaning of abbreviations and symbols, see introductory text. For explanation of terms and comparability of 1987 and 1992 censuses, see appendix A. For information on geographic areas followed by ▲, see appendix F]

SIC code	Geographic area and kind of business or operation	Establishments (number)	Receipts (\$1,000)	Annual payroll (\$1,000)	First-quarter payroll (\$1,000)	Paid employees for pay period including March 12 (number)
KISSIMMEE—Con.						
76	Miscellaneous repair services -----	14	3 271	1 037	250	55
762	Electrical repair shops -----	4	768	225	57	15
7622	Radio and television repair shops -----	2	(D)	(D)	(D)	AA
7623, 9	Other electrical and electronic repair shops -----	2	(D)	(D)	(D)	AA
763	Watch, clock, and jewelry repair -----	—	—	—	—	—
764	Reupholstery and furniture repair -----	3	(D)	(D)	(D)	AA
769	Miscellaneous repair and related services -----	7	(D)	(D)	(D)	BB
78, 79, 84	Amusement and recreation services, including motion pictures and museums -----	33	18 490	3 439	668	300
781, 2	Motion picture production, distribution, and services -----	—	—	—	—	—
783	Motion picture theaters -----	3	(D)	(D)	(D)	BB
784	Video tape rental -----	3	(D)	(D)	(D)	BB
792	Theatrical producers (except motion picture), bands, orchestras, and entertainers -----	—	—	—	—	—
793	Bowling centers -----	3	(D)	(D)	(D)	BB
79 ex. 792, 3, 84	Commercial sports and other amusement and recreation services, including museums -----	24	(D)	(D)	(D)	CC
80	Health services -----	130	165 573	61 108	14 363	2 003
801	Offices and clinics of doctors of medicine -----	71	50 044	22 280	4 870	491
802	Offices and clinics of dentists -----	19	7 197	2 381	478	91
803	Offices and clinics of doctors of osteopathy -----	4	(D)	(D)	(D)	BB
804	Offices and clinics of other health practitioners -----	17	4 205	863	150	36
805	Nursing and personal care facilities -----	2	(D)	(D)	(D)	CC
806	Hospitals -----	3	(D)	(D)	(D)	FF
807, 8, 9	Other health services -----	14	9 610	4 823	1 234	168
81	Legal services -----	27	7 058	2 896	669	91
823, 4, 9	Selected educational services -----	5	(D)	(D)	(D)	BB
83	Social services -----	9	1 547	579	140	52
835	Child day care services -----	4	829	305	77	35
832, 3, 6, 9	Other social services -----	5	718	274	63	17
87 ex. 8733	Engineering, accounting, research, management, and related services (except noncommercial research organizations) -----	31	6 029	2 410	574	113
871	Engineering, architectural, and surveying services -----	7	(D)	(D)	(D)	BB
872	Accounting, auditing, and bookkeeping services -----	16	2 500	875	233	63
873 ex. 8733	Research, development, and testing services (except noncommercial research organizations) -----	—	—	—	—	—
874	Management and public relations services -----	8	(D)	(D)	(D)	AA
89	Services, n.e.c. -----	—	—	—	—	—
LAKELAND						
	Total -----	921	500 749	197 691	45 564	10 551
70 ex. 704	Hotels, rooming houses, camps, and other lodging places (except membership lodging) -----	21	(D)	(D)	(D)	EE
7011	Hotels and motels -----	19	(D)	(D)	(D)	EE
7011 pt. 7011 pt.	Hotels -----	4	(D)	(D)	(D)	CC
7011 pt.	Motels, motor hotels, and tourist courts -----	15	7 535	1 550	405	221
702, 3	Other lodging places -----	2	(D)	(D)	(D)	AA
72	Personal services -----	110	35 428	14 589	3 859	1 072
721	Laundry, cleaning, and garment services -----	28	16 240	5 878	1 431	358
7211	Power laundries, family and commercial* -----	2	(D)	(D)	(D)	BB
7213	Linen supply* -----	1	(D)	(D)	(D)	BB
7215	Coin-operated laundries and drycleaning -----	10	1 289	279	64	36
7216	Drycleaning plants, except rug cleaning* -----	7	1 749	622	161	62
7217	Carpet and upholstery cleaning -----	5	(D)	(D)	(D)	BB
7218	Industrial laundriers* -----	1	(D)	(D)	(D)	BB
7212, 9	Other laundry, cleaning, and garment services* -----	2	(D)	(D)	(D)	AA
722	Photographic studios, portrait -----	9	2 357	714	159	63
723, 4	Beauty and barber shops -----	55	6 012	2 741	706	227
723	Beauty shops -----	53	(D)	(D)	(D)	CC
724	Barber shops -----	2	(D)	(D)	(D)	AA
725	Shoe repair shops and shoeshine parlors -----	3	(D)	(D)	(D)	AA
726	Funeral service and crematories -----	6	2 254	624	258	44
729	Miscellaneous personal services -----	9	(D)	(D)	(D)	EE

Table 5. Summary Statistics for Firms Subject to Federal Income Tax for Places With 350 Establishments or More: 1992 — Con.

[Includes only establishments with payroll. For meaning of abbreviations and symbols, see introductory text. For explanation of terms and comparability of 1987 and 1992 censuses, see appendix A. For information on geographic areas followed by ▲, see appendix F]

SIC code	Geographic area and kind of business or operation	Establishments (number)	Receipts (\$1,000)	Annual payroll (\$1,000)	First-quarter payroll (\$1,000)	Paid employees for pay period including March 12 (number)
	LAKELAND—Con.					
73	Business services	153	80 045	40 915	9 573	3 228
731	Advertising	7	5 639	1 180	310	53
732	Consumer credit reporting agencies, mercantile reporting agencies, and adjustment and collection agencies	3	(D)	(D)	(D)	BB
733	Mailing, reproduction, commercial art and photography, and stenographic services	11	1 626	403	88	23
734	Services to dwellings and other buildings	36	7 322	2 905	687	319
735	Miscellaneous equipment rental and leasing	17	6 074	1 452	345	97
736	Personnel supply services	24	32 859	25 061	5 728	2 078
737	Computer programming, data processing, and other computer related services	18	9 380	3 019	735	116
7371, 2, 3	Computer programming, prepackaged software, and integrated systems	11	5 347	2 201	529	80
7374, 5, 6	Data processing services	—	—	—	—	—
7377, 8, 9	Computer rental and leasing, maintenance, and related services, n.e.c.	7	4 033	818	206	36
738	Miscellaneous business services	37	(D)	(D)	(D)	EE
75	Automotive repair, services, and parking	85	26 644	5 811	1 277	326
751	Automotive rental and leasing, without drivers	3	(D)	(D)	(D)	AA
752	Automobile parking	—	—	—	—	—
753	Automotive repair shops	68	18 304	4 308	933	216
7532	Top, body, and upholstery repair shops and paint shops	16	6 154	1 701	382	78
7538	General automotive repair shops	36	8 550	1 802	353	96
7533, 4, 6, 7, 9	Other automotive repair shops	16	3 600	805	198	42
754	Automotive services, except repair	14	(D)	(D)	(D)	BB
76	Miscellaneous repair services	55	15 573	5 063	1 244	271
762	Electrical repair shops	22	6 122	2 195	502	115
7622	Radio and television repair shops	5	929	410	105	28
7623, 9	Other electrical and electronic repair shops	17	5 193	1 785	397	87
763	Watch, clock, and jewelry repair	—	—	—	—	—
764	Reupholstery and furniture repair	2	(D)	(D)	(D)	AA
769	Miscellaneous repair and related services	31	(D)	(D)	(D)	CC
78, 79, 84	Amusement and recreation services, including motion pictures and museums	39	18 432	3 798	936	407
781, 2	Motion picture production, distribution, and services	—	—	—	—	—
783	Motion picture theaters	5	(D)	(D)	(D)	BB
784	Video tape rental	7	(D)	(D)	(D)	BB
792	Theatrical producers (except motion picture), bands, orchestras, and entertainers	1	(D)	(D)	(D)	AA
793	Bowling centers	3	(D)	(D)	(D)	BB
79 ex. 792, 3, 84	Commercial sports and other amusement and recreation services, including museums	23	9 645	2 441	577	202
80	Health services	225	196 560	75 683	16 950	3 233
801	Offices and clinics of doctors of medicine	92	120 508	44 564	9 370	1 375
802	Offices and clinics of dentists	53	20 251	8 787	1 923	325
803	Offices and clinics of doctors of osteopathy	—	—	—	—	—
804	Offices and clinics of other health practitioners	40	12 090	4 413	1 174	212
805	Nursing and personal care facilities	8	18 153	7 475	1 725	640
806	Hospitals	1	(D)	(D)	(D)	CC
807, 8, 9	Other health services	31	(D)	(D)	(D)	FF
81	Legal services	85	37 603	19 582	3 657	495
823, 4, 9	Selected educational services	5	(D)	(D)	(D)	BB
83	Social services	28	5 726	2 153	531	225
835	Child day care services	17	2 277	864	223	112
832, 3, 6, 9	Other social services	11	3 449	1 289	308	113
87 ex. 8733	Engineering, accounting, research, management, and related services (except noncommercial research organizations)	111	61 814	25 911	6 581	794
871	Engineering, architectural, and surveying services	32	40 215	16 126	4 423	475
872	Accounting, auditing, and bookkeeping services	44	(D)	(D)	(D)	CC
873 ex. 8733	Research, development, and testing services (except noncommercial research organizations)	5	(D)	(D)	(D)	AA
874	Management and public relations services	30	9 944	3 931	876	133
89	Services, n.e.c.	4	2 979	660	136	22

Table 5. Summary Statistics for Firms Subject to Federal Income Tax for Places With 350 Establishments or More: 1992 — Con.

[Includes only establishments with payroll. For meaning of abbreviations and symbols, see introductory text. For explanation of terms and comparability of 1987 and 1992 censuses, see appendix A. For information on geographic areas followed by ▲, see appendix F]

SIC code	Geographic area and kind of business or operation	Establishments (number)	Receipts (\$1,000)	Annual payroll (\$1,000)	First-quarter payroll (\$1,000)	Paid employees for pay period including March 12 (number)
LAKE WORTH						
	Total	487	179 545	67 489	18 278	3 928
70 ex. 704	Hotels, rooming houses, camps, and other lodging places (except membership lodging)	16	4 285	1 212	289	102
7011	Hotels and motels	14	(D)	(D)	(D)	BB
7011 pt.	Hotels	4	(D)	(D)	(D)	BB
7011 pt.	Motels, motor hotels, and tourist courts	10	(D)	(D)	(D)	AA
702, 3	Other lodging places	2	(D)	(D)	(D)	AA
72	Personal services	62	8 217	3 203	873	319
721	Laundry, cleaning, and garment services	20	3 823	1 149	286	100
7211	Power laundries, family and commercial*	1	(D)	(D)	(D)	BB
7213	Linen supply*	—	—	—	—	—
7215	Coin-operated laundries and drycleaning	5	685	147	32	14
7216	Drycleaning plants, except rug cleaning*	9	913	200	48	27
7217	Carpet and upholstery cleaning	3	(D)	(D)	(D)	BB
7218	Industrial laundriers*	—	—	—	—	—
7212, 9	Other laundry, cleaning, and garment services*	2	(D)	(D)	(D)	AA
722	Photographic studios, portrait	—	—	—	—	—
723, 4	Beauty and barber shops	34	3 266	1 622	473	175
723	Beauty shops	34	3 266	1 622	473	175
724	Barber shops	—	—	—	—	—
725	Shoe repair shops and shoeshine parlors	—	—	—	—	—
726	Funeral service and crematories	2	(D)	(D)	(D)	AA
729	Miscellaneous personal services	6	(D)	(D)	(D)	BB
73	Business services	64	22 492	8 174	3 203	616
731	Advertising	1	(D)	(D)	(D)	AA
732	Consumer credit reporting agencies, mercantile reporting agencies, and adjustment and collection agencies	1	(D)	(D)	(D)	BB
733	Mailing, reproduction, commercial art and photography, and stenographic services	9	1 861	314	83	18
734	Services to dwellings and other buildings	20	4 180	2 084	496	141
735	Miscellaneous equipment rental and leasing	4	1 584	444	112	22
736	Personnel supply services	4	(D)	(D)	(D)	EE
737	Computer programming, data processing, and other computer related services	3	429	168	36	8
7371, 2, 3	Computer programming, prepackaged software, and integrated systems	1	(D)	(D)	(D)	AA
7374, 5, 6	Data processing services	1	(D)	(D)	(D)	AA
7377, 8, 9	Computer rental and leasing, maintenance, and related services, n.e.c.	1	(D)	(D)	(D)	AA
738	Miscellaneous business services	22	5 547	1 675	260	61
75	Automotive repair, services, and parking	55	16 584	4 072	1 046	216
751	Automotive rental and leasing, without drivers	3	(D)	(D)	(D)	AA
752	Automobile parking	—	—	—	—	—
753	Automotive repair shops	46	13 196	3 465	895	164
7532	Top, body, and upholstery repair shops and paint shops	11	3 968	1 325	345	53
7538	General automotive repair shops	23	5 392	1 229	318	67
7533, 4, 6, 7, 9	Other automotive repair shops	12	3 836	911	232	44
754	Automotive services, except repair	6	(D)	(D)	(D)	BB
76	Miscellaneous repair services	21	8 444	2 287	601	96
762	Electrical repair shops	4	(D)	(D)	(D)	BB
7622	Radio and television repair shops	1	(D)	(D)	(D)	BB
7623, 9	Other electrical and electronic repair shops	3	(D)	(D)	(D)	AA
763	Watch, clock, and jewelry repair	3	413	107	24	5
764	Reupholstery and furniture repair	3	(D)	(D)	(D)	AA
769	Miscellaneous repair and related services	11	2 164	550	166	33
78, 79, 84	Amusement and recreation services, including motion pictures and museums	28	12 621	3 515	924	264
781, 2	Motion picture production, distribution, and services	1	(D)	(D)	(D)	AA
783	Motion picture theaters	—	—	—	—	—
784	Video tape rental	2	(D)	(D)	(D)	AA
792	Theatrical producers (except motion picture), bands, orchestras, and entertainers	2	(D)	(D)	(D)	AA
793	Bowling centers	3	3 241	907	243	77
79 ex. 792, 3, 84	Commercial sports and other amusement and recreation services, including museums	20	8 189	2 338	609	165
80	Health services	128	71 780	32 140	7 925	1 588
801	Offices and clinics of doctors of medicine	45	20 034	9 523	2 234	239
802	Offices and clinics of dentists	35	11 419	4 081	896	162
803	Offices and clinics of doctors of osteopathy	4	2 106	1 224	270	28
804	Offices and clinics of other health practitioners	25	7 556	2 802	714	183
805	Nursing and personal care facilities	7	16 581	7 453	1 726	456
806	Hospitals	1	(D)	(D)	(D)	CC
807, 8, 9	Other health services	11	(D)	(D)	(D)	EE
81	Legal services	29	8 455	3 839	979	124
823, 4, 9	Selected educational services	1	(D)	(D)	(D)	AA

Table 5. Summary Statistics for Firms Subject to Federal Income Tax for Places With 350 Establishments or More: 1992 — Con.

[Includes only establishments with payroll. For meaning of abbreviations and symbols, see introductory text. For explanation of terms and comparability of 1987 and 1992 censuses, see appendix A. For information on geographic areas followed by ▲, see appendix F]

SIC code	Geographic area and kind of business or operation	Establishments (number)	Receipts (\$1,000)	Annual payroll (\$1,000)	First-quarter payroll (\$1,000)	Paid employees for pay period including March 12 (number)
LAKE WORTH — Con.						
83	Social services	16	5 379	1 932	548	205
835	Child day care services	10	(D)	(D)	(D)	BB
832, 3, 6, 9	Other social services	6	(D)	(D)	(D)	CC
87 ex. 8733	Engineering, accounting, research, management, and related services (except noncommercial research organizations)	65	18 270	6 142	1 622	332
871	Engineering, architectural, and surveying services	9	3 347	1 254	324	39
872	Accounting, auditing, and bookkeeping services	35	8 722	2 703	514	106
873 ex. 8733	Research, development, and testing services (except noncommercial research organizations)	4	2 146	845	207	66
874	Management and public relations services	17	4 055	1 340	577	121
89	Services, n.e.c.	2	(D)	(D)	(D)	BB
LARGO						
	Total	556	391 753	130 922	31 019	6 078
70 ex. 704	Hotels, rooming houses, camps, and other lodging places (except membership lodging)	7	2 458	529	112	40
7011	Hotels and motels	4	967	194	56	26
7011 pt.	Hotels	—	—	—	—	—
7011 pt.	Motels, motor hotels, and tourist courts	4	967	194	56	26
702, 3	Other lodging places	3	1 491	335	56	14
72	Personal services	86	11 707	4 494	1 220	598
721	Laundry, cleaning, and garment services	21	3 263	1 049	251	110
7211	Power laundries, family and commercial*	—	—	—	—	—
7213	Linen supply*	—	—	—	—	—
7215	Coin-operated laundries and drycleaning	7	547	81	18	14
7216	Drycleaning plants, except rug cleaning*	6	953	360	60	24
7217	Carpet and upholstery cleaning	8	1 763	608	173	72
7218	Industrial launderers*	—	—	—	—	—
7212, 9	Other laundry, cleaning, and garment services*	—	—	—	—	—
722	Photographic studios, portrait	3	688	256	67	29
723, 4	Beauty and barber shops	52	4 803	2 198	557	233
723	Beauty shops	50	(D)	(D)	(D)	CC
724	Barber shops	2	(D)	(D)	(D)	AA
725	Shoe repair shops and shoeshine parlors	1	(D)	(D)	(D)	AA
726	Funeral service and crematories	3	(D)	(D)	(D)	AA
729	Miscellaneous personal services	6	(D)	(D)	(D)	CC
73	Business services	113	65 507	18 255	4 216	1 154
731	Advertising	7	976	352	98	22
732	Consumer credit reporting agencies, mercantile reporting agencies, and adjustment and collection agencies	3	(D)	(D)	(D)	BB
733	Mailing, reproduction, commercial art and photography, and stenographic services	13	6 643	2 108	452	73
734	Services to dwellings and other buildings	29	5 172	2 075	487	266
735	Miscellaneous equipment rental and leasing	9	3 394	868	289	56
736	Personnel supply services	11	2 941	1 779	389	160
737	Computer programming, data processing, and other computer related services	8	1 189	402	92	21
7371, 2, 3	Computer programming, prepackaged software, and integrated systems	7	(D)	(D)	(D)	AA
7374, 5, 6	Data processing services	—	—	—	—	—
7377, 8, 9	Computer rental and leasing, maintenance, and related services, n.e.c.	1	(D)	(D)	(D)	AA
738	Miscellaneous business services	33	(D)	(D)	(D)	FF
75	Automotive repair, services, and parking	45	(D)	(D)	(D)	CC
751	Automotive rental and leasing, without drivers	1	(D)	(D)	(D)	AA
752	Automobile parking	—	—	—	—	—
753	Automotive repair shops	42	11 945	3 116	762	175
7532	Top, body, and upholstery repair shops and paint shops	14	4 030	1 096	261	61
7538	General automotive repair shops	21	5 215	1 321	335	69
7533, 4, 6, 7, 9	Other automotive repair shops	7	2 700	699	166	45
754	Automotive services, except repair	2	(D)	(D)	(D)	BB
76	Miscellaneous repair services	11	1 542	453	115	33
762	Electrical repair shops	6	511	179	58	13
7622	Radio and television repair shops	2	(D)	(D)	(D)	AA
7623, 9	Other electrical and electronic repair shops	4	(D)	(D)	(D)	AA
763	Watch, clock, and jewelry repair	—	—	—	—	—
764	Reupholstery and furniture repair	1	(D)	(D)	(D)	AA
769	Miscellaneous repair and related services	4	(D)	(D)	(D)	AA

Table 5. Summary Statistics for Firms Subject to Federal Income Tax for Places With 350 Establishments or More: 1992 — Con.

[Includes only establishments with payroll. For meaning of abbreviations and symbols, see introductory text. For explanation of terms and comparability of 1987 and 1992 censuses, see appendix A. For information on geographic areas followed by ▲, see appendix F]

SIC code	Geographic area and kind of business or operation	Establishments (number)	Receipts (\$1,000)	Annual payroll (\$1,000)	First-quarter payroll (\$1,000)	Paid employees for pay period including March 12 (number)
	LARGO—Con.					
78, 79, 84	Amusement and recreation services, including motion pictures and museums	29	10 565	2 170	584	240
781, 2	Motion picture production, distribution, and services	—	—	—	—	—
783	Motion picture theaters	2	(D)	(D)	(D)	BB
784	Video tape rental	4	1 347	225	63	31
792	Theatrical producers (except motion picture), bands, orchestras, and entertainers	2	(D)	(D)	(D)	BB
793	Bowling centers	2	(D)	(D)	(D)	BB
79 ex. 792, 3; 84	Commercial sports and other amusement and recreation services, including museums	19	4 700	1 082	273	108
80	Health services	148	245 303	85 367	19 728	3 150
801	Offices and clinics of doctors of medicine	40	79 446	32 427	7 412	820
802	Offices and clinics of dentists	25	10 390	4 391	900	149
803	Offices and clinics of doctors of osteopathy	28	20 351	10 078	1 964	204
804	Offices and clinics of other health practitioners	31	6 032	2 045	523	97
805	Nursing and personal care facilities	7	21 484	9 313	2 369	636
806	Hospitals	3	(D)	(D)	(D)	GG
807, 8, 9	Other health services	14	(D)	(D)	(D)	CC
81	Legal services	30	6 535	2 831	566	89
823, 4, 9	Selected educational services	1	(D)	(D)	(D)	AA
83	Social services	21	14 338	3 420	843	241
835	Child day care services	5	895	362	89	40
832, 3, 6, 9	Other social services	16	13 443	3 058	754	201
87 ex. 8733	Engineering, accounting, research, management, and related services (except noncommercial research organizations)	61	17 225	7 533	1 739	278
871	Engineering, architectural, and surveying services	16	(D)	(D)	(D)	BB
872	Accounting, auditing, and bookkeeping services	21	(D)	(D)	(D)	BB
873 ex. 8733	Research, development, and testing services (except noncommercial research organizations)	3	(D)	(D)	(D)	BB
874	Management and public relations services	21	5 888	2 890	636	105
89	Services, n.e.c.	4	(D)	(D)	(D)	BB
	LONGWOOD					
	Total	478	266 368	90 676	20 372	4 255
70 ex. 704	Hotels, rooming houses, camps, and other lodging places (except membership lodging)	2	(D)	(D)	(D)	AA
7011	Hotels and motels	2	(D)	(D)	(D)	AA
7011 pt. 7011 pt.	Hotels	—	—	—	—	—
	Motels, motor hotels, and tourist courts	2	(D)	(D)	(D)	AA
702, 3	Other lodging places	—	—	—	—	—
72	Personal services	55	13 305	4 721	1 062	316
721	Laundry, cleaning, and garment services	14	4 881	1 573	359	82
7211	Power laundries, family and commercial*	1	(D)	(D)	(D)	AA
7213	Linen supply*	—	—	—	—	—
7215	Coin-operated laundries and drycleaning	1	(D)	(D)	(D)	AA
7216	Drycleaning plants, except rug cleaning*	4	1 091	406	78	29
7217	Carpet and upholstery cleaning	4	(D)	(D)	(D)	BB
7218	Industrial laundriers*	—	—	—	—	—
7212, 9	Other laundry, cleaning, and garment services*	4	264	84	21	10
722	Photographic studios, portrait	2	(D)	(D)	(D)	BB
723, 4	Beauty and barber shops	29	5 277	2 512	568	193
723	Beauty shops	28	(D)	(D)	(D)	CC
724	Barber shops	1	(D)	(D)	(D)	AA
725	Shoe repair shops and shoeshine parlors	—	—	—	—	—
726	Funeral service and crematories	1	(D)	(D)	(D)	AA
729	Miscellaneous personal services	9	(D)	(D)	(D)	AA
73	Business services	102	59 658	23 055	5 296	1 261
731	Advertising	9	2 081	597	129	30
732	Consumer credit reporting agencies, mercantile reporting agencies, and adjustment and collection agencies	2	(D)	(D)	(D)	AA
733	Mailing, reproduction, commercial art and photography, and stenographic services	11	9 182	2 001	487	158
734	Services to dwellings and other buildings	21	6 652	2 746	603	201
735	Miscellaneous equipment rental and leasing	7	8 100	1 415	374	58
736	Personnel supply services	10	14 139	10 239	2 194	576
737	Computer programming, data processing, and other computer related services	20	10 103	3 791	941	97
7371, 2, 3	Computer programming, prepackaged software, and integrated systems	15	9 645	3 655	918	90
7374, 5, 6	Data processing services	1	(D)	(D)	(D)	AA
7377, 8, 9	Computer rental and leasing, maintenance, and related services, n.e.c.	4	(D)	(D)	(D)	AA
738	Miscellaneous business services	22	(D)	(D)	(D)	CC

Table 5. Summary Statistics for Firms Subject to Federal Income Tax for Places With 350 Establishments or More: 1992 — Con.

[Includes only establishments with payroll. For meaning of abbreviations and symbols, see introductory text. For explanation of terms and comparability of 1987 and 1992 censuses, see appendix A. For information on geographic areas followed by ▲, see appendix F]

SIC code	Geographic area and kind of business or operation	Establishments (number)	Receipts (\$1,000)	Annual payroll (\$1,000)	First-quarter payroll (\$1,000)	Paid employees for pay period including March 12 (number)
LONGWOOD—Con.						
75	Automotive repair, services, and parking	46	17 373	3 939	919	187
751	Automotive rental and leasing, without drivers	—	—	—	—	—
752	Automobile parking	—	—	—	—	—
753	Automotive repair shops	42	16 666	3 642	847	161
7532	Top, body, and upholstery repair shops and paint shops	9	6 106	1 550	340	48
7538	General automotive repair shops	26	8 060	1 681	416	89
7533, 4, 6, 7, 9	Other automotive repair shops	7	2 500	411	91	24
754	Automotive services, except repair	4	707	297	72	26
76	Miscellaneous repair services	29	18 820	5 167	1 151	199
762	Electrical repair shops	9	14 150	3 971	888	138
7622	Radio and television repair shops	3	350	73	17	6
7623, 9	Other electrical and electronic repair shops	6	13 800	3 898	871	132
763	Watch, clock, and jewelry repair	1	(D)	(D)	(D)	AA
764	Reupholstery and furniture repair	5	767	223	58	13
769	Miscellaneous repair and related services	14	(D)	(D)	(D)	BB
78, 79, 84	Amusement and recreation services, including motion pictures and museums	23	9 499	3 067	629	242
781, 2	Motion picture production, distribution, and services	—	—	—	—	—
783	Motion picture theaters	—	—	—	—	—
784	Video tape rental	2	(D)	(D)	(D)	BB
792	Theatrical producers (except motion picture), bands, orchestras, and entertainers	4	(D)	(D)	(D)	BB
793	Bowling centers	1	(D)	(D)	(D)	AA
79 ex. 792, 3; 84	Commercial sports and other amusement and recreation services, including museums	16	7 341	2 620	510	190
80	Health services	100	110 491	36 826	8 267	1 447
801	Offices and clinics of doctors of medicine	51	19 743	8 649	1 886	246
802	Offices and clinics of dentists	17	6 697	2 925	668	91
803	Offices and clinics of doctors of osteopathy	—	—	—	—	—
804	Offices and clinics of other health practitioners	18	4 541	1 711	298	52
805	Nursing and personal care facilities	3	(D)	(D)	(D)	CC
806	Hospitals	2	(D)	(D)	(D)	FF
807, 8, 9	Other health services	9	(D)	(D)	(D)	EE
81	Legal services	26	5 182	1 500	346	70
823, 4, 9	Selected educational services	8	(D)	(D)	(D)	CC
83	Social services	11	2 083	1 058	250	86
835	Child day care services	6	901	386	110	57
832, 3, 6, 9	Other social services	5	1 182	672	140	29
87 ex. 8733	Engineering, accounting, research, management, and related services (except noncommercial research organizations)	74	23 709	7 829	1 615	280
871	Engineering, architectural, and surveying services	23	13 578	3 398	676	105
872	Accounting, auditing, and bookkeeping services	22	2 044	586	143	37
873 ex. 8733	Research, development, and testing services (except noncommercial research organizations)	6	1 873	1 156	244	57
874	Management and public relations services	23	6 214	2 689	552	81
89	Services, n.e.c.	2	(D)	(D)	(D)	AA
MAITLAND						
	Total	397	466 978	182 229	46 148	7 274
70 ex. 704	Hotels, rooming houses, camps, and other lodging places (except membership lodging)	2	(D)	(D)	(D)	EE
7011	Hotels and motels	2	(D)	(D)	(D)	EE
7011 pt.	Hotels	1	(D)	(D)	(D)	EE
7011 pt.	Motels, motor hotels, and tourist courts	1	(D)	(D)	(D)	AA
702, 3	Other lodging places	—	—	—	—	—
72	Personal services	24	4 109	1 393	379	183
721	Laundry, cleaning, and garment services	5	2 338	775	202	112
7211	Power laundries, family and commercial*	—	—	—	—	—
7213	Linen supply*	—	—	—	—	—
7215	Coin-operated laundries and drycleaning	2	(D)	(D)	(D)	AA
7216	Drycleaning plants, except rug cleaning*	2	(D)	(D)	(D)	BB
7217	Carpet and upholstery cleaning	1	(D)	(D)	(D)	AA
7218	Industrial launderers*	—	—	—	—	—
7212, 9	Other laundry, cleaning, and garment services*	—	—	—	—	—
722	Photographic studios, portrait	—	—	—	—	—
723, 4	Beauty and barber shops	14	1 452	519	173	68
723	Beauty shops	13	(D)	(D)	(D)	BB
724	Barber shops	1	(D)	(D)	(D)	BB
725	Shoe repair shops and shoeshine parlors	1	(D)	(D)	(D)	AA
726	Funeral service and crematories	—	—	—	—	—
729	Miscellaneous personal services	4	(D)	(D)	(D)	AA

Table 5. Summary Statistics for Firms Subject to Federal Income Tax for Places With 350 Establishments or More: 1992 — Con.

[Includes only establishments with payroll. For meaning of abbreviations and symbols, see introductory text. For explanation of terms and comparability of 1987 and 1992 censuses, see appendix A. For information on geographic areas followed by ▲, see appendix F]

SIC code	Geographic area and kind of business or operation	Establishments (number)	Receipts (\$1,000)	Annual payroll (\$1,000)	First-quarter payroll (\$1,000)	Paid employees for pay period including March 12 (number)
	MAITLAND—Con.					
73	Business services	97	260 445	96 756	25 994	4 131
731	Advertising	6	2 964	919	218	32
732	Consumer credit reporting agencies, mercantile reporting agencies, and adjustment and collection agencies	4	3 556	1 567	294	65
733	Mailing, reproduction, commercial art and photography, and stenographic services	10	5 235	1 620	374	82
734	Services to dwellings and other buildings	6	2 296	809	217	50
735	Miscellaneous equipment rental and leasing	2	(D)	(D)	(D)	AA
736	Personnel supply services	14	53 599	40 225	12 078	2 590
737	Computer programming, data processing, and other computer related services	39	186 776	49 523	12 204	1 201
7371, 2, 3	Computer programming, prepackaged software, and integrated systems	25	(D)	(D)	(D)	FF
7374, 5, 6	Data processing services	7	(D)	(D)	(D)	FF
7377, 8, 9	Computer rental and leasing, maintenance, and related services, n.e.c.	7	(D)	(D)	(D)	CC
738	Miscellaneous business services	16	(D)	(D)	(D)	CC
75	Automotive repair, services, and parking	14	5 707	1 496	376	58
751	Automotive rental and leasing, without drivers	2	(D)	(D)	(D)	AA
752	Automobile parking	—	—	—	—	—
753	Automotive repair shops	10	(D)	(D)	(D)	BB
7532	Top, body, and upholstery repair shops and paint shops	2	(D)	(D)	(D)	AA
7538	General automotive repair shops	6	(D)	(D)	(D)	AA
7533, 4, 6, 7, 9	Other automotive repair shops	2	(D)	(D)	(D)	AA
754	Automotive services, except repair	2	(D)	(D)	(D)	AA
76	Miscellaneous repair services	4	(D)	(D)	(D)	AA
762	Electrical repair shops	1	(D)	(D)	(D)	AA
7622	Radio and television repair shops	—	—	—	—	—
7623, 9	Other electrical and electronic repair shops	1	(D)	(D)	(D)	AA
763	Watch, clock, and jewelry repair	—	—	—	—	—
764	Reupholstery and furniture repair	1	(D)	(D)	(D)	AA
769	Miscellaneous repair and related services	2	(D)	(D)	(D)	AA
78, 79, 84	Amusement and recreation services, including motion pictures and museums	12	3 635	1 167	317	72
781, 2	Motion picture production, distribution, and services	2	(D)	(D)	(D)	AA
783	Motion picture theaters	1	(D)	(D)	(D)	AA
784	Video tape rental	2	(D)	(D)	(D)	AA
792	Theatrical producers (except motion picture), bands, orchestras, and entertainers	—	—	—	—	—
793	Bowling centers	2	(D)	(D)	(D)	BB
79 ex. 792, 3; 84	Commercial sports and other amusement and recreation services, including museums	5	1 582	526	172	18
80	Health services	105	73 438	31 310	7 177	827
801	Offices and clinics of doctors of medicine	58	53 089	22 285	4 956	474
802	Offices and clinics of dentists	24	7 857	3 474	783	128
803	Offices and clinics of doctors of osteopathy	1	(D)	(D)	(D)	AA
804	Offices and clinics of other health practitioners	7	2 244	833	155	29
805	Nursing and personal care facilities	—	—	—	—	—
806	Hospitals	—	—	—	—	—
807, 8, 9	Other health services	15	(D)	(D)	(D)	CC
81	Legal services	46	11 869	6 135	1 100	163
823, 4, 9	Selected educational services	6	(D)	(D)	(D)	BB
83	Social services	11	7 207	2 638	668	161
835	Child day care services	2	(D)	(D)	(D)	BB
832, 3, 6, 9	Other social services	9	(D)	(D)	(D)	CC
87 ex. 8733	Engineering, accounting, research, management, and related services (except noncommercial research organizations)	74	86 812	37 173	9 219	1 367
871	Engineering, architectural, and surveying services	21	62 793	24 898	5 860	632
872	Accounting, auditing, and bookkeeping services	26	(D)	(D)	(D)	CC
873 ex. 8733	Research, development, and testing services (except noncommercial research organizations)	2	(D)	(D)	(D)	AA
874	Management and public relations services	25	15 544	8 371	2 346	572
89	Services, n.e.c.	2	(D)	(D)	(D)	AA

Table 5. Summary Statistics for Firms Subject to Federal Income Tax for Places With 350 Establishments or More: 1992 — Con.

[Includes only establishments with payroll. For meaning of abbreviations and symbols, see introductory text. For explanation of terms and comparability of 1987 and 1992 censuses, see appendix A. For information on geographic areas followed by ▲, see appendix F]

SIC code	Geographic area and kind of business or operation	Establishments (number)	Receipts (\$1,000)	Annual payroll (\$1,000)	First-quarter payroll (\$1,000)	Paid employees for pay period including March 12 (number)
MARGATE						
	Total	396	161 287	59 124	14 113	3 177
70 ex. 704	Hotels, rooming houses, camps, and other lodging places (except membership lodging)	1	(D)	(D)	(D)	AA
7011	Hotels and motels	1	(D)	(D)	(D)	AA
7011 pt.	Hotels	—	—	—	—	—
7011 pt.	Motels, motor hotels, and tourist courts	1	(D)	(D)	(D)	AA
702, 3	Other lodging places	—	—	—	—	—
72	Personal services	51	10 056	2 795	740	320
721	Laundry, cleaning, and garment services	10	990	339	71	32
7211	Power laundries, family and commercial*	—	—	—	—	—
7213	Linen supply*	—	—	—	—	—
7215	Coin-operated laundries and drycleaning	2	(D)	(D)	(D)	AA
7216	Drycleaning plants, except rug cleaning*	6	685	278	58	25
7217	Carpet and upholstery cleaning	1	(D)	(D)	(D)	AA
7218	Industrial laundrers*	—	—	—	—	—
7212, 9	Other laundry, cleaning, and garment services*	1	(D)	(D)	(D)	AA
722	Photographic studios, portrait	2	(D)	(D)	(D)	BB
723, 4	Beauty and barber shops	28	4 899	1 506	435	206
723	Beauty shops	27	(D)	(D)	(D)	CC
724	Barber shops	1	(D)	(D)	(D)	AA
725	Shoe repair shops and shoeshine parlors	1	(D)	(D)	(D)	AA
726	Funeral service and crematories	3	(D)	(D)	(D)	BB
729	Miscellaneous personal services	7	1 702	233	58	23
73	Business services	82	25 290	11 107	2 672	654
731	Advertising	5	1 045	298	69	14
732	Consumer credit reporting agencies, mercantile reporting agencies, and adjustment and collection agencies	6	1 124	370	115	40
733	Mailing, reproduction, commercial art and photography, and stenographic services	3	(D)	(D)	(D)	AA
734	Services to dwellings and other buildings	20	2 839	830	219	118
735	Miscellaneous equipment rental and leasing	5	1 026	371	73	28
736	Personnel supply services	5	(D)	(D)	(D)	CC
737	Computer programming, data processing, and other computer related services	10	4 105	1 319	297	50
7371, 2, 3	Computer programming, prepackaged software, and integrated systems	6	2 061	778	124	21
7374, 5, 6	Data processing services	1	(D)	(D)	(D)	AA
7377, 8, 9	Computer rental and leasing, maintenance, and related services, n.e.c.	3	(D)	(D)	(D)	AA
738	Miscellaneous business services	28	9 301	3 411	792	239
75	Automotive repair, services, and parking	46	14 997	3 909	893	197
751	Automotive rental and leasing, without drivers	—	—	—	—	—
752	Automobile parking	—	—	—	—	—
753	Automotive repair shops	38	11 826	2 664	604	132
7532	Top, body, and upholstery repair shops and paint shops	13	3 320	855	176	42
7538	General automotive repair shops	15	5 931	1 269	317	61
7533, 4, 6, 7, 9	Other automotive repair shops	10	2 575	540	111	29
754	Automotive services, except repair	8	3 171	1 245	289	65
76	Miscellaneous repair services	26	4 948	1 122	227	66
762	Electrical repair shops	10	2 142	478	116	33
7622	Radio and television repair shops	3	313	54	11	3
7623, 9	Other electrical and electronic repair shops	7	1 829	424	105	30
763	Watch, clock, and jewelry repair	—	—	—	—	—
764	Reupholstery and furniture repair	4	656	125	29	10
769	Miscellaneous repair and related services	12	2 150	519	82	23
78, 79, 84	Amusement and recreation services, including motion pictures and museums	22	15 985	3 936	982	387
781, 2	Motion picture production, distribution, and services	1	(D)	(D)	(D)	AA
783	Motion picture theaters	1	(D)	(D)	(D)	BB
784	Video tape rental	4	1 521	207	56	27
792	Theatrical producers (except motion picture), bands, orchestras, and entertainers	3	(D)	(D)	(D)	AA
793	Bowling centers	2	(D)	(D)	(D)	BB
79 ex. 792, 3, 84	Commercial sports and other amusement and recreation services, including museums	11	9 168	2 754	700	265
80	Health services	106	76 907	30 877	7 353	1 268
801	Offices and clinics of doctors of medicine	38	16 507	7 619	1 598	161
802	Offices and clinics of dentists	11	3 516	1 512	293	44
803	Offices and clinics of doctors of osteopathy	2	(D)	(D)	(D)	AA
804	Offices and clinics of other health practitioners	34	7 028	2 801	663	119
805	Nursing and personal care facilities	1	(D)	(D)	(D)	CC
806	Hospitals	1	(D)	(D)	(D)	FF
807, 8, 9	Other health services	19	(D)	(D)	(D)	EE
81	Legal services	4	1 101	410	99	10
823, 4, 9	Selected educational services	1	(D)	(D)	(D)	AA

FL-72 FLORIDA

SERVICE INDUSTRIES—GEOGRAPHIC AREA SERIES

Table 5. Summary Statistics for Firms Subject to Federal Income Tax for Places With 350 Establishments or More: 1992 — Con.

[Includes only establishments with payroll. For meaning of abbreviations and symbols, see introductory text. For explanation of terms and comparability of 1987 and 1992 censuses, see appendix A. For information on geographic areas followed by ▲, see appendix F]

SIC code	Geographic area and kind of business or operation	Establishments (number)	Receipts (\$1,000)	Annual payroll (\$1,000)	First-quarter payroll (\$1,000)	Paid employees for pay period including March 12 (number)
MARGATE—Con.						
83	Social services	18	3 984	1 553	352	128
835	Child day care services	13	(D)	(D)	(D)	BB
832, 3, 6, 9	Other social services	5	(D)	(D)	(D)	BB
87 ex. 8733	Engineering, accounting, research, management, and related services (except noncommercial research organizations)	36	7 232	3 281	748	131
871	Engineering, architectural, and surveying services	10	3 668	2 110	533	71
872	Accounting, auditing, and bookkeeping services	10	(D)	(D)	(D)	AA
873 ex. 8733	Research, development, and testing services (except noncommercial research organizations)	2	(D)	(D)	(D)	AA
874	Management and public relations services	14	2 298	688	102	26
89	Services, n.e.c.	3	(D)	(D)	(D)	AA
MELBOURNE						
	Total	776	464 839	206 625	45 062	7 853
70 ex. 704	Hotels, rooming houses, camps, and other lodging places (except membership lodging)	11	6 110	1 669	378	194
7011	Hotels and motels	10	(D)	(D)	(D)	CC
7011 pt.	Hotels	3	(D)	(D)	(D)	BB
7011 pt.	Motels, motor hotels, and tourist courts	7	(D)	(D)	(D)	BB
702, 3	Other lodging places	1	(D)	(D)	(D)	AA
72	Personal services	58	8 518	2 840	728	322
721	Laundry, cleaning, and garment services	14	2 617	1 072	276	127
7211	Power laundries, family and commercial*	—	—	—	—	—
7213	Linen supply*	1	(D)	(D)	(D)	AA
7215	Coin-operated laundries and drycleaning	1	(D)	(D)	(D)	AA
7216	Drycleaning plants, except rug cleaning*	3	(D)	(D)	(D)	BB
7217	Carpet and upholstery cleaning	8	673	140	40	31
7218	Industrial laundriers*	—	—	—	—	—
7212, 9	Other laundry, cleaning, and garment services*	1	(D)	(D)	(D)	AA
722	Photographic studios, portrait	4	1 031	232	53	25
723, 4	Beauty and barber shops	27	2 149	951	259	122
723	Beauty shops	26	(D)	(D)	(D)	CC
724	Barber shops	1	(D)	(D)	(D)	AA
725	Shoe repair shops and shoeshine parlors	1	(D)	(D)	(D)	AA
726	Funeral service and crematories	4	2 122	445	96	35
729	Miscellaneous personal services	8	(D)	(D)	(D)	AA
73	Business services	133	113 607	53 407	12 358	2 800
731	Advertising	5	1 206	524	133	35
732	Consumer credit reporting agencies, mercantile reporting agencies, and adjustment and collection agencies	—	—	—	—	—
733	Mailing, reproduction, commercial art and photography, and stenographic services	13	4 294	2 060	524	80
734	Services to dwellings and other buildings	26	5 823	2 415	550	176
735	Miscellaneous equipment rental and leasing	8	2 914	869	204	44
736	Personnel supply services	21	28 734	21 996	4 769	1 626
737	Computer programming, data processing, and other computer related services	33	60 690	22 739	5 501	654
7371, 2, 3	Computer programming, prepackaged software, and integrated systems	27	58 541	21 376	5 211	599
7374, 5, 6	Data processing services	2	(D)	(D)	(D)	AA
7377, 8, 9	Computer rental and leasing, maintenance, and related services, n.e.c.	4	(D)	(D)	(D)	BB
738	Miscellaneous business services	27	9 946	2 804	677	185
75	Automotive repair, services, and parking	78	36 570	6 816	1 684	451
751	Automotive rental and leasing, without drivers	11	17 769	2 167	537	178
752	Automobile parking	1	(D)	(D)	(D)	AA
753	Automotive repair shops	52	14 772	3 593	880	171
7532	Top, body, and upholstery repair shops and paint shops	13	3 102	826	169	36
7538	General automotive repair shops	26	6 837	1 499	387	72
7533, 4, 6, 7, 9	Other automotive repair shops	13	4 833	1 268	324	63
754	Automotive services, except repair	14	(D)	(D)	(D)	BB
76	Miscellaneous repair services	36	9 764	2 951	700	139
762	Electrical repair shops	13	5 836	1 758	428	81
7622	Radio and television repair shops	2	(D)	(D)	(D)	AA
7623, 9	Other electrical and electronic repair shops	11	(D)	(D)	(D)	BB
763	Watch, clock, and jewelry repair	—	—	—	—	—
764	Reupholstery and furniture repair	5	539	161	37	13
769	Miscellaneous repair and related services	18	3 389	1 032	235	45

Table 5. Summary Statistics for Firms Subject to Federal Income Tax for Places With 350 Establishments or More: 1992 — Con.

[Includes only establishments with payroll. For meaning of abbreviations and symbols, see introductory text. For explanation of terms and comparability of 1987 and 1992 censuses, see appendix A. For information on geographic areas followed by ▲, see appendix F]

SIC code	Geographic area and kind of business or operation	Establishments (number)	Receipts (\$1,000)	Annual payroll (\$1,000)	First-quarter payroll (\$1,000)	Paid employees for pay period including March 12 (number)
MELBOURNE— Con.						
78, 79, 84	Amusement and recreation services, including motion pictures and museums	19	13 130	3 136	864	261
781, 2	Motion picture production, distribution, and services	—	—	—	—	—
783	Motion picture theaters	2	(D)	(D)	(D)	BB
784	Video tape rental	3	(D)	(D)	(D)	AA
792	Theatrical producers (except motion picture), bands, orchestras, and entertainers	—	—	—	—	—
793	Bowling centers	2	(D)	(D)	(D)	BB
79 ex. 792, 3; 84	Commercial sports and other amusement and recreation services, including museums	12	7 731	2 006	589	153
80	Health services	227	190 255	100 103	20 768	2 495
801	Offices and clinics of doctors of medicine	115	135 892	75 820	15 307	1 209
802	Offices and clinics of dentists	34	13 298	5 149	1 219	225
803	Offices and clinics of doctors of osteopathy	2	(D)	(D)	(D)	AA
804	Offices and clinics of other health practitioners	48	10 022	3 514	727	163
805	Nursing and personal care facilities	5	11 752	5 138	1 140	344
806	Hospitals	—	—	—	—	—
807, 8, 9	Other health services	23	(D)	(D)	(D)	FF
81	Legal services	75	31 529	14 360	2 829	326
823, 4, 9	Selected educational services	6	1 314	514	84	38
83	Social services	26	4 330	1 836	385	170
835	Child day care services	18	2 863	1 321	300	149
832, 3, 6, 9	Other social services	8	1 467	515	85	21
87 ex. 8733	Engineering, accounting, research, management, and related services (except noncommercial research organizations)	98	45 514	17 626	3 927	603
871	Engineering, architectural, and surveying services	33	30 300	11 554	2 632	370
872	Accounting, auditing, and bookkeeping services	39	6 261	2 481	520	105
873 ex. 8733	Research, development, and testing services (except noncommercial research organizations)	8	5 748	2 566	559	82
874	Management and public relations services	18	3 205	1 025	216	46
89	Services, n.e.c.	9	4 198	1 367	357	54
MIAMI						
	Total	5 404	3 788 636	1 473 543	323 652	52 618
70 ex. 704	Hotels, rooming houses, camps, and other lodging places (except membership lodging)	93	330 939	97 935	24 985	7 334
7011	Hotels and motels	88	330 353	97 817	24 963	7 324
7011 pt.	Hotels	51	312 712	93 622	23 885	6 913
7011 pt.	Hotels, 25 guestrooms or more	46	312 487	93 589	23 873	6 906
7011 pt.	Hotels, less than 25 guestrooms	5	225	33	12	7
7011 pt.	Motels, motor hotels, and tourist courts	37	17 641	4 195	1 078	411
7011 pt.	Motels, tourist courts	34	(D)	(D)	(D)	EE
7011 pt.	Motor hotels	3	(D)	(D)	(D)	BB
702, 3	Other lodging places	5	586	118	22	10
702	Rooming and boarding houses	4	(D)	(D)	(D)	AA
703	Camps and recreational vehicle parks	1	(D)	(D)	(D)	AA
72	Personal services	358	96 845	27 090	6 732	2 097
721	Laundry, cleaning, and garment services	124	46 417	14 865	3 907	1 135
7211	Power laundries, family and commercial*	11	9 590	4 290	1 279	311
7213	Linen supply*	4	(D)	(D)	(D)	CC
7215	Coin-operated laundries and drycleaning	37	3 831	719	180	84
7216	Drycleaning plants, except rug cleaning*	48	11 616	3 859	928	328
7217	Carpet and upholstery cleaning	7	(D)	(D)	(D)	BB
7218	Industrial launderers*	3	6 848	2 376	557	140
7212, 9	Other laundry, cleaning, and garment services*	14	2 680	805	232	87
7212	Garment pressing, and agents for laundries and drycleaners	7	1 710	465	112	37
7219	Laundry and garment services, n.e.c.*	7	970	340	120	50
722	Photographic studios, portrait	17	2 094	567	141	60
723, 4	Beauty and barber shops	173	30 025	6 893	1 568	594
723	Beauty shops	163	29 308	6 634	1 511	574
724	Barber shops	10	717	259	57	20
725	Shoe repair shops and shoeshine parlors	4	190	23	7	5
726	Funeral service and crematories	9	7 531	2 462	501	116
729	Miscellaneous personal services	31	10 588	2 280	608	187
7291	Tax return preparation services	2	(D)	(D)	(D)	AA
7299	Miscellaneous personal services, n.e.c.	29	(D)	(D)	(D)	CC

Table 5. Summary Statistics for Firms Subject to Federal Income Tax for Places With 350 Establishments or More: 1992 — Con.

[Includes only establishments with payroll. For meaning of abbreviations and symbols, see introductory text. For explanation of terms and comparability of 1987 and 1992 censuses, see appendix A. For information on geographic areas followed by ▲, see appendix F]

SIC code	Geographic area and kind of business or operation	Establishments (number)	Receipts (\$1,000)	Annual payroll (\$1,000)	First-quarter payroll (\$1,000)	Paid employees for pay period including March 12 (number)
MIAMI — Con.						
73	Business services -----	869	530 536	195 132	45 715	11 301
731	Advertising -----	93	56 459	21 747	4 955	580
7311	Advertising agencies -----	70	42 360	17 964	4 087	475
7312	Outdoor advertising services -----	5	5 736	963	320	40
7313	Radio, television, publishers' advertising representatives -----	8	3 203	1 197	274	30
7319	Advertising, n.e.c. -----	10	5 160	1 623	274	35
732	Consumer credit reporting agencies, mercantile reporting agencies, and adjustment and collection agencies -----	15	9 073	2 900	797	131
7322	Adjustment and collection services -----	12	(D)	(D)	(D)	CC
7323	Credit reporting services -----	3	(D)	(D)	(D)	AA
733	Mailing, reproduction, commercial art and photography, and stenographic services -----	113	76 520	22 143	5 538	1 045
7331	Direct mail advertising services -----	9	23 529	7 019	1 672	360
7334	Photocopying and duplicating services -----	25	15 073	5 374	1 187	334
7335, 6	Commercial photography, art, and graphics -----	40	11 661	2 861	908	146
7335	Commercial photography -----	12	5 305	1 322	441	76
7336	Commercial art and graphic design -----	28	6 356	1 539	467	70
7338	Secretarial and court reporting services -----	39	26 257	6 889	1 771	205
734	Services to dwellings and other buildings -----	101	29 158	11 732	2 813	1 349
7342	Disinfecting and pest control services -----	31	8 814	3 330	770	172
7349	Building cleaning and maintenance services, n.e.c. -----	70	20 344	8 402	2 043	1 177
735	Miscellaneous equipment rental and leasing -----	60	45 220	11 619	2 756	468
7352	Medical equipment rental and leasing -----	20	6 066	1 148	283	55
7353	Heavy construction equipment rental and leasing -----	7	6 098	2 402	533	88
7359	Equipment rental and leasing, n.e.c. -----	33	33 056	8 069	1 940	325
736	Personnel supply services -----	58	41 834	26 998	5 580	3 431
7361	Employment agencies -----	23	7 860	4 008	810	137
7363	Help supply services -----	35	33 974	22 990	4 770	3 294
7363 pt.	Temporary help supply -----	30	31 783	21 634	4 458	3 157
7363 pt.	Help supply, except temporary -----	5	2 191	1 356	312	137
737	Computer programming, data processing, and other computer related services -----	93	109 986	44 780	11 257	1 236
7371, 2, 3	Computer programming, prepackaged software, and integrated systems -----	48	45 919	17 261	3 968	447
7371	Computer programming services -----	35	24 496	11 544	2 687	266
7372	Prepackaged software -----	5	5 845	779	142	22
7373	Computer integrated systems -----	8	15 578	4 938	1 139	159
7374, 5, 6	Data processing services -----	25	40 925	19 560	5 037	552
7374, 5	Computer processing, information retrieval -----	24	(D)	(D)	(D)	FF
7376	Computer facilities management services -----	1	(D)	(D)	(D)	AA
7377, 8, 9	Computer rental and leasing, maintenance, and related services, n.e.c. -----	20	23 142	7 959	2 252	237
7377	Computer rental and leasing -----	2	(D)	(D)	(D)	AA
7378	Computer maintenance and repair -----	6	(D)	(D)	(D)	CC
7379	Computer related services, n.e.c. -----	12	5 563	2 851	936	82
738	Miscellaneous business services -----	336	162 286	53 213	12 019	3 061
7381, 2	Detective agencies and protective services -----	98	59 798	24 970	5 627	1 598
7381	Detective, guard, and armored car services -----	90	41 453	19 489	4 245	1 358
7382	Security systems services -----	8	18 345	5 481	1 382	240
7383	News syndicates -----	4	(D)	(D)	(D)	AA
7384	Photofinishing laboratories* -----	23	13 170	3 929	559	135
7389	Business services, n.e.c. -----	211	(D)	(D)	(D)	GG
7389 pt.	Sign painting shops -----	3	(D)	(D)	(D)	AA
7389 pt.	Interior designing -----	51	18 260	3 698	799	160
7389 pt.	Telephone answering services -----	4	928	493	113	36
7389 pt.	Other business services -----	153	67 598	19 593	4 793	1 113
75	Automotive repair, services, and parking -----	371	213 288	35 153	7 971	2 336
751	Automotive rental and leasing, without drivers -----	27	114 009	13 915	3 217	756
7513	Truck rental and leasing, without drivers -----	8	5 882	913	220	37
7514, 5	Passenger car rental and leasing -----	19	108 127	13 002	2 997	719
7514	Passenger car rental -----	16	105 417	12 759	2 972	713
7515	Passenger car leasing -----	3	2 710	243	25	6
7519	Utility trailer and recreational vehicle rental -----	—	—	—	—	—
752	Automobile parking -----	84	35 439	5 294	1 166	470
753	Automotive repair shops -----	235	55 141	12 989	2 911	800
7532	Top, body, and upholstery repair shops and paint shops -----	59	13 897	3 570	703	211
7532 pt.	Top and body repair shops -----	51	12 369	3 266	623	188
7532 pt.	Paint shops -----	8	1 528	304	80	23
7538	General automotive repair shops -----	114	24 145	5 261	1 312	335
7538 pt.	General automotive repair shops, except diesel -----	105	18 806	3 897	1 006	293
7538 pt.	Diesel repair shops -----	9	5 339	1 364	306	42
7533, 4, 6, 7, 9	Other automotive repair shops -----	62	17 099	4 158	896	254
7533	Automotive exhaust system repair shops -----	4	884	173	45	13
7534	Tire retreading and repair shops -----	6	1 137	106	27	10
7536	Automotive glass replacement shops -----	6	4 881	1 267	203	40
7537	Automotive transmission repair shops -----	18	4 437	1 270	291	90
7539	Automotive repair shops, n.e.c. -----	28	5 760	1 342	330	101
7539 pt.	Radiator repair -----	5	1 156	225	57	17
7539 pt.	Brake, front end, and wheel alignment -----	8	1 249	370	89	21
7539 pt.	Automotive electrical and fuel system services -----	11	2 493	594	148	49
7539 pt.	Other automotive repair shops, n.e.c. -----	4	862	153	36	14
754	Automotive services, except repair -----	25	8 699	2 955	677	310
7542	Carwashes -----	10	3 285	1 196	264	207
7549	Automotive services, except repair and carwashes -----	15	5 414	1 759	413	103

Table 5. Summary Statistics for Firms Subject to Federal Income Tax for Places With 350 Establishments or More: 1992 — Con.

[Includes only establishments with payroll. For meaning of abbreviations and symbols, see introductory text. For explanation of terms and comparability of 1987 and 1992 censuses, see appendix A. For information on geographic areas followed by ▲, see appendix F]

SIC code	Geographic area and kind of business or operation	Establishments (number)	Receipts (\$1,000)	Annual payroll (\$1,000)	First-quarter payroll (\$1,000)	Paid employees for pay period including March 12 (number)
MIAMI — Con.						
76	Miscellaneous repair services	178	55 365	16 343	3 858	714
762	Electrical repair shops	54	17 205	5 523	1 415	237
7622	Radio and television repair shops	15	2 171	538	149	42
7623, 9	Other electrical and electronic repair shops	39	15 034	4 985	1 266	195
7623	Refrigeration and air-conditioning service and repair shops	12	2 989	846	319	57
7629	Electrical and electronic repair shops, n.e.c.	27	12 045	4 139	947	138
763	Watch, clock, and jewelry repair	18	1 587	519	122	38
764	Reupholstery and furniture repair	27	3 674	997	209	50
769	Miscellaneous repair and related services	79	32 899	9 304	2 112	389
7692	Welding repair	9	1 621	545	105	31
7694	Armature rewinding shops	3	(D)	(D)	(D)	BB
7699	Repair shops and related services, n.e.c.	67	(D)	(D)	(D)	EE
78, 79, 84	Amusement and recreation services, including motion pictures and museums	178	147 321	39 541	9 054	1 653
781, 2	Motion picture production, distribution, and services	25	15 512	3 818	985	140
783	Motion picture theaters	12	21 652	1 818	429	261
7832	Motion picture theaters, except drive-in	12	21 652	1 818	429	261
7833	Drive-in motion picture theaters	—	—	—	—	—
784	Video tape rental	26	(D)	(D)	(D)	CC
792	Theatrical producers (except motion picture), bands, orchestras, and entertainers	22	19 285	2 877	649	107
7922	Theatrical producers (except motion picture) and miscellaneous theatrical services	8	3 734	876	231	70
7929	Bands, orchestras, actors, and other entertainers and entertainment groups	14	15 551	2 001	418	37
793	Bowling centers	1	(D)	(D)	(D)	BB
79 ex. 792, 3, 84	Commercial sports and other amusement and recreation services, including museums	92	80 715	29 212	6 590	980
794	Commercial sports	16	49 168	21 585	4 758	446
7941	Professional sports clubs, managers, promoters	6	(D)	(D)	(D)	EE
7948	Racing, including track operation	10	(D)	(D)	(D)	BB
79 ex. 792, 3, 4, 84	Other amusement and recreation services, including museums	76	31 547	7 627	1 832	534
791	Dance studios, schools, and halls	7	906	204	40	7
7991	Physical fitness facilities	12	9 522	1 516	369	140
7992	Public golf courses	2	(D)	(D)	(D)	AA
7993	Coin-operated amusement devices	10	924	201	47	13
7996	Amusement parks	3	507	221	47	17
7997	Membership sports and recreation clubs	9	5 352	1 192	331	95
7999, 84	Amusement and recreation services, including museums, n.e.c.	33	(D)	(D)	(D)	EE
7999 pt.	Concession operators of amusement devices and rides	2	(D)	(D)	(D)	BB
7999 pt.	Carnivals, circuses, and fairs	—	—	—	—	—
7999 pt., 84	Other recreation and amusements, including museums	31	(D)	(D)	(D)	CC
80	Health services	1 186	837 333	308 605	70 874	10 988
801	Offices and clinics of doctors of medicine	714	394 142	153 502	31 496	3 666
8011 pt.	Offices of doctors of medicine	678	298 241	126 034	25 081	2 654
8011 pt.	General medical clinics	36	95 901	27 468	6 415	1 012
802	Offices and clinics of dentists	152	35 634	10 320	2 406	519
803	Offices and clinics of doctors of osteopathy	10	3 431	1 462	457	59
804	Offices and clinics of other health practitioners	121	26 609	8 380	2 184	396
8041	Offices and clinics of chiropractors	33	7 887	2 503	825	160
8042	Offices and clinics of optometrists	21	3 623	917	186	44
8043	Offices and clinics of podiatrists	8	2 146	694	211	28
8049	Offices and clinics of health practitioners, n.e.c.	59	12 953	4 266	962	164
805	Nursing and personal care facilities	18	31 454	12 404	3 263	909
8051	Skilled nursing care facilities	14	30 284	12 230	3 215	896
8052	Intermediate care facilities	1	(D)	(D)	(D)	AA
8059	Nursing and personal care facilities, n.e.c.	3	(D)	(D)	(D)	AA
806	Hospitals	5	125 116	47 831	12 393	1 981
8062	General medical and surgical hospitals	2	(D)	(D)	(D)	GG
8063, 9	Specialty hospitals	3	(D)	(D)	(D)	FF
807, 8, 9	Other health services	166	220 947	74 706	18 675	3 458
807	Medical and dental laboratories	77	52 754	18 580	4 884	785
8071	Medical laboratories	55	50 688	17 885	4 720	744
8072	Dental laboratories	22	2 066	695	164	41
808	Home health care services	56	125 801	36 166	9 030	1 898
809	Miscellaneous health and allied services, n.e.c.	33	42 392	19 960	4 761	775
8092	Kidney dialysis centers	3	(D)	(D)	(D)	BB
8093	Specialty outpatient facilities, n.e.c.	19	6 589	2 961	725	98
8099	Health and allied services, n.e.c.	11	(D)	(D)	(D)	FF
81	Legal services	1 373	1 091 211	546 262	108 727	9 054
823, 4, 9	Selected educational services	36	18 412	5 557	1 433	407
823	Libraries	2	(D)	(D)	(D)	AA
824	Vocational schools	12	8 746	2 707	810	241
829	Schools and educational services, n.e.c.	22	(D)	(D)	(D)	CC
83	Social services	87	22 725	8 755	2 027	690
835	Child day care services	45	7 814	3 175	725	356
832, 3, 6, 9	Other social services	42	14 911	5 580	1 302	334

Table 5. Summary Statistics for Firms Subject to Federal Income Tax for Places With 350 Establishments or More: 1992 — Con.

[Includes only establishments with payroll. For meaning of abbreviations and symbols, see introductory text. For explanation of terms and comparability of 1987 and 1992 censuses, see appendix A. For information on geographic areas followed by ▲, see appendix F]

SIC code	Geographic area and kind of business or operation	Establishments (number)	Receipts (\$1,000)	Annual payroll (\$1,000)	First-quarter payroll (\$1,000)	Paid employees for pay period including March 12 (number)
	MIAMI — Con.					
87 ex. 8733	Engineering, accounting, research, management, and related services (except noncommercial research organizations) -----	642	438 897	191 002	41 776	5 931
871	Engineering, architectural, and surveying services -----	140	62 756	23 142	4 846	691
8711	Engineering services -----	58	26 237	9 374	1 794	258
8712	Architectural services -----	69	30 231	10 680	2 323	319
8713	Surveying services -----	13	6 288	3 088	729	114
872	Accounting, auditing, and bookkeeping services -----	225	165 119	76 542	17 104	1 958
873 ex. 8733	Research, development, and testing services (except noncommercial research organizations) -----	24	18 513	6 568	1 512	336
8731	Commercial physical and biological research -----	6	(D)	(D)	(D)	BB
8732	Commercial economic, sociological, and educational research -----	10	6 428	2 958	742	205
8734	Testing laboratories -----	8	(D)	(D)	(D)	BB
874	Management and public relations services -----	253	192 509	84 750	18 314	2 946
8741	Management services -----	89	103 098	47 322	9 788	1 823
8742	Management consulting services -----	98	62 385	28 464	6 577	815
8743	Public relations services -----	24	12 756	5 017	1 048	140
8744	Facilities support management services -----	—	—	—	—	—
8748	Business consulting services, n.e.c. -----	42	14 270	3 947	901	168
89	Services, n.e.c. -----	33	5 764	2 168	500	113
	MIAMI BEACH					
	Total -----	878	518 413	183 469	43 209	9 773
70 ex. 704	Hotels, rooming houses, camps, and other lodging places (except membership lodging) -----	132	196 196	61 053	15 981	4 930
7011	Hotels and motels -----	127	195 292	60 927	15 959	4 915
7011 pt.	Hotels -----	101	179 786	56 257	15 159	4 572
7011 pt.	Motels, motor hotels, and tourist courts -----	26	15 506	4 670	800	343
702, 3	Other lodging places -----	5	904	126	22	15
72	Personal services -----	105	24 451	7 975	1 845	617
721	Laundry, cleaning, and garment services -----	19	4 631	1 563	372	120
7211	Power laundries, family and commercial* -----	—	—	—	—	—
7213	Linen supply* -----	—	—	—	—	—
7215	Coin-operated laundries and drycleaning -----	7	1 095	221	54	19
7216	Drycleaning plants, except rug cleaning* -----	8	2 872	1 178	277	83
7217	Carpet and upholstery cleaning -----	—	—	—	—	—
7218	Industrial launderers* -----	—	—	—	—	—
7212, 9	Other laundry, cleaning, and garment services* -----	4	664	164	41	18
722	Photographic studios, portrait -----	4	1 073	162	17	4
723, 4	Beauty and barber shops -----	54	3 567	1 414	332	169
723	Beauty shops -----	54	3 567	1 414	332	169
724	Barber shops -----	—	—	—	—	—
725	Shoe repair shops and shoeshine parlors -----	1	(D)	(D)	(D)	AA
726	Funeral service and crematories -----	2	(D)	(D)	(D)	BB
729	Miscellaneous personal services -----	25	(D)	(D)	(D)	EE
73	Business services -----	116	44 805	13 251	3 172	706
731	Advertising -----	13	8 074	2 446	564	57
732	Consumer credit reporting agencies, mercantile reporting agencies, and adjustment and collection agencies -----	1	(D)	(D)	(D)	AA
733	Mailing, reproduction, commercial art and photography, and stenographic services -----	14	8 199	1 278	321	51
734	Services to dwellings and other buildings -----	11	1 704	442	96	42
735	Miscellaneous equipment rental and leasing -----	5	625	155	26	7
736	Personnel supply services -----	13	5 997	2 221	558	70
737	Computer programming, data processing, and other computer related services -----	7	2 373	958	180	18
7371, 2, 3	Computer programming, prepackaged software, and integrated systems -----	1	(D)	(D)	(D)	AA
7374, 5, 6	Data processing services -----	1	(D)	(D)	(D)	AA
7377, 8, 9	Computer rental and leasing, maintenance, and related services, n.e.c. -----	5	(D)	(D)	(D)	AA
738	Miscellaneous business services -----	52	(D)	(D)	(D)	EE
75	Automotive repair, services, and parking -----	25	12 523	2 811	687	175
751	Automotive rental and leasing, without drivers -----	5	4 491	497	159	18
752	Automobile parking -----	4	(D)	(D)	(D)	BB
753	Automotive repair shops -----	11	5 913	1 682	369	74
7532	Top, body, and upholstery repair shops and paint shops -----	4	1 985	541	114	24
7538	General automotive repair shops -----	7	3 928	1 141	255	50
7533, 4, 6, 7, 9	Other automotive repair shops -----	—	—	—	—	—
754	Automotive services, except repair -----	5	(D)	(D)	(D)	BB
76	Miscellaneous repair services -----	12	2 426	446	86	27
762	Electrical repair shops -----	6	1 722	265	46	13
7622	Radio and television repair shops -----	—	—	—	—	—
7623, 9	Other electrical and electronic repair shops -----	6	1 722	265	46	13
763	Watch, clock, and jewelry repair -----	—	—	—	—	—
764	Reupholstery and furniture repair -----	3	(D)	(D)	(D)	AA
769	Miscellaneous repair and related services -----	3	(D)	(D)	(D)	AA

Table 5. Summary Statistics for Firms Subject to Federal Income Tax for Places With 350 Establishments or More: 1992 — Con.

[Includes only establishments with payroll. For meaning of abbreviations and symbols, see introductory text. For explanation of terms and comparability of 1987 and 1992 censuses, see appendix A. For information on geographic areas followed by ▲, see appendix F]

SIC code	Geographic area and kind of business or operation	Establishments (number)	Receipts (\$1,000)	Annual payroll (\$1,000)	First-quarter payroll (\$1,000)	Paid employees for pay period including March 12 (number)
	MIAMI BEACH — Con.					
78, 79, 84	Amusement and recreation services, including motion pictures and museums	62	25 303	5 223	1 205	475
781, 2	Motion picture production, distribution, and services	15	3 693	715	151	45
783	Motion picture theaters	4	(D)	(D)	(D)	BB
784	Video tape rental	7	(D)	(D)	(D)	BB
792	Theatrical producers (except motion picture), bands, orchestras, and entertainers	15	7 943	1 712	360	201
793	Bowling centers	—	—	—	—	—
79 ex. 792, 3; 84	Commercial sports and other amusement and recreation services, including museums	21	9 041	2 165	543	170
80	Health services	226	145 629	63 965	14 905	1 972
801	Offices and clinics of doctors of medicine	145	71 785	31 961	7 346	561
802	Offices and clinics of dentists	33	7 037	2 392	498	110
803	Offices and clinics of doctors of osteopathy	1	(D)	(D)	(D)	AA
804	Offices and clinics of other health practitioners	23	(D)	(D)	(D)	BB
805	Nursing and personal care facilities	5	13 831	6 571	1 457	371
806	Hospitals	1	(D)	(D)	(D)	FF
807, 8, 9	Other health services	18	(D)	(D)	(D)	BB
81	Legal services	74	22 387	8 549	1 558	218
823, 4, 9	Selected educational services	3	66	13	5	4
83	Social services	15	3 609	1 252	266	91
835	Child day care services	7	1 040	415	90	38
832, 3, 6, 9	Other social services	8	2 569	837	176	53
87 ex. 8733	Engineering, accounting, research, management, and related services (except noncommercial research organizations)	98	35 366	15 553	3 136	536
871	Engineering, architectural, and surveying services	18	3 468	1 319	246	45
872	Accounting, auditing, and bookkeeping services	25	10 320	7 063	1 328	110
873 ex. 8733	Research, development, and testing services (except noncommercial research organizations)	4	718	235	51	11
874	Management and public relations services	51	20 860	6 936	1 511	370
89	Services, n.e.c.	10	5 652	3 378	363	22
	NAPLES					
	Total	856	487 438	182 101	42 695	8 800
70 ex. 704	Hotels, rooming houses, camps, and other lodging places (except membership lodging)	23	(D)	(D)	(D)	GG
7011	Hotels and motels	22	67 570	16 616	4 588	1 372
7011 pt.	Hotels	12	61 848	15 302	4 285	1 265
7011 pt.	Motels, motor hotels, and tourist courts	10	5 722	1 314	303	107
702, 3	Other lodging places	1	(D)	(D)	(D)	AA
72	Personal services	88	15 288	6 296	1 846	463
721	Laundry, cleaning, and garment services	14	2 550	981	287	99
7211	Power laundries, family and commercial*	—	—	—	—	—
7213	Linen supply*	—	—	—	—	—
7215	Coin-operated laundries and drycleaning	3	(D)	(D)	(D)	AA
7216	Drycleaning plants, except rug cleaning*	5	1 111	454	112	33
7217	Carpet and upholstery cleaning	4	1 020	410	145	43
7218	Industrial laundriers*	—	—	—	—	—
7212, 9	Other laundry, cleaning, and garment services*	2	(D)	(D)	(D)	AA
722	Photographic studios, portrait	2	(D)	(D)	(D)	AA
723, 4	Beauty and barber shops	60	9 076	3 967	1 241	296
723	Beauty shops	60	9 076	3 967	1 241	296
724	Barber shops	—	—	—	—	—
725	Shoe repair shops and shoeshine parlors	2	(D)	(D)	(D)	AA
726	Funeral service and crematories	—	—	—	—	—
729	Miscellaneous personal services	10	3 338	1 278	299	62
73	Business services	148	94 948	34 902	8 057	2 775
731	Advertising	6	732	265	61	11
732	Consumer credit reporting agencies, mercantile reporting agencies, and adjustment and collection agencies	4	(D)	(D)	(D)	BB
733	Mailing, reproduction, commercial art and photography, and stenographic services	24	8 102	1 727	299	75
734	Services to dwellings and other buildings	31	3 150	1 083	288	88
735	Miscellaneous equipment rental and leasing	9	3 844	909	231	48
736	Personnel supply services	14	24 396	19 108	4 712	2 005
737	Computer programming, data processing, and other computer related services	8	(D)	(D)	(D)	CC
7371, 2, 3	Computer programming, prepackaged software, and integrated systems	5	(D)	(D)	(D)	CC
7374, 5, 6	Data processing services	1	(D)	(D)	(D)	AA
7377, 8, 9	Computer rental and leasing, maintenance, and related services, n.e.c.	2	(D)	(D)	(D)	AA
738	Miscellaneous business services	52	39 364	6 182	1 167	389

FL-78 FLORIDA

SERVICE INDUSTRIES—GEOGRAPHIC AREA SERIES

Table 5. Summary Statistics for Firms Subject to Federal Income Tax for Places With 350 Establishments or More: 1992 — Con.

[Includes only establishments with payroll. For meaning of abbreviations and symbols, see introductory text. For explanation of terms and comparability of 1987 and 1992 censuses, see appendix A. For information on geographic areas followed by ▲, see appendix F]

SIC code	Geographic area and kind of business or operation	Establishments (number)	Receipts (\$1,000)	Annual payroll (\$1,000)	First-quarter payroll (\$1,000)	Paid employees for pay period including March 12 (number)
NAPLES—Con.						
75	Automotive repair, services, and parking	26	8 199	1 825	502	126
751	Automotive rental and leasing, without drivers	2	(D)	(D)	(D)	AA
752	Automobile parking	—	—	—	—	—
753	Automotive repair shops	13	4 265	971	281	53
7532	Top, body, and upholstery repair shops and paint shops	1	(D)	(D)	(D)	AA
7538	General automotive repair shops	6	1 250	240	76	19
7533, 4, 6, 7, 9	Other automotive repair shops	6	(D)	(D)	(D)	BB
754	Automotive services, except repair	11	(D)	(D)	(D)	BB
76	Miscellaneous repair services	28	4 702	1 151	262	59
762	Electrical repair shops	9	1 636	412	90	18
7622	Radio and television repair shops	5	(D)	(D)	(D)	AA
7623, 9	Other electrical and electronic repair shops	4	(D)	(D)	(D)	AA
763	Watch, clock, and jewelry repair	1	(D)	(D)	(D)	AA
764	Reupholstery and furniture repair	5	783	160	43	15
769	Miscellaneous repair and related services	13	(D)	(D)	(D)	BB
78, 79, 84	Amusement and recreation services, including motion pictures and museums	48	40 056	15 110	3 964	1 036
781, 2	Motion picture production, distribution, and services	4	(D)	(D)	(D)	AA
783	Motion picture theaters	2	(D)	(D)	(D)	BB
784	Video tape rental	6	3 063	618	153	121
792	Theatrical producers (except motion picture), bands, orchestras, and entertainers	2	(D)	(D)	(D)	AA
793	Bowling centers	—	—	—	—	—
79 ex. 792, 3; 84	Commercial sports and other amusement and recreation services, including museums	34	34 755	14 094	3 706	873
80	Health services	240	158 667	66 806	14 829	1 881
801	Offices and clinics of doctors of medicine	137	99 822	42 705	9 092	848
802	Offices and clinics of dentists	42	14 605	5 863	1 242	182
803	Offices and clinics of doctors of osteopathy	1	(D)	(D)	(D)	AA
804	Offices and clinics of other health practitioners	30	7 153	2 846	703	132
805	Nursing and personal care facilities	2	(D)	(D)	(D)	CC
806	Hospitals	—	—	—	—	—
807, 8, 9	Other health services	28	(D)	(D)	(D)	FF
81	Legal services	89	41 309	13 462	2 973	392
823, 4, 9	Selected educational services	8	1 287	194	58	18
83	Social services	15	6 530	2 824	223	75
835	Child day care services	9	(D)	(D)	(D)	BB
832, 3, 6, 9	Other social services	6	(D)	(D)	(D)	AA
87 ex. 8733	Engineering, accounting, research, management, and related services (except noncommercial research organizations)	139	47 769	22 544	5 336	586
871	Engineering, architectural, and surveying services	39	(D)	(D)	(D)	CC
872	Accounting, auditing, and bookkeeping services	50	14 176	5 902	1 221	167
873 ex. 8733	Research, development, and testing services (except noncommercial research organizations)	3	(D)	(D)	(D)	AA
874	Management and public relations services	47	18 701	9 523	2 313	238
89	Services, n.e.c.	4	(D)	(D)	(D)	AA
NEW PORT RICHEY						
	Total	464	340 875	130 361	30 139	6 002
70 ex. 704	Hotels, rooming houses, camps, and other lodging places (except membership lodging)	8	(D)	(D)	(D)	CC
7011	Hotels and motels	7	3 095	932	259	118
7011 pt.	Hotels	4	(D)	(D)	(D)	BB
7011 pt.	Motels, motor hotels, and tourist courts	3	(D)	(D)	(D)	BB
702, 3	Other lodging places	1	(D)	(D)	(D)	AA
72	Personal services	42	(D)	(D)	(D)	CC
721	Laundry, cleaning, and garment services	9	929	169	46	17
7211	Power laundries, family and commercial*	1	(D)	(D)	(D)	AA
7213	Linen supply*	—	—	—	—	—
7215	Coin-operated laundries and drycleaning	4	130	22	6	5
7216	Drycleaning plants, except rug cleaning*	1	(D)	(D)	(D)	AA
7217	Carpet and upholstery cleaning	2	(D)	(D)	(D)	AA
7218	Industrial launderers*	—	—	—	—	—
7212, 9	Other laundry, cleaning, and garment services*	1	(D)	(D)	(D)	AA
722	Photographic studios, portrait	2	(D)	(D)	(D)	AA
723, 4	Beauty and barber shops	25	1 719	739	193	93
723	Beauty shops	25	1 719	739	193	93
724	Barber shops	—	—	—	—	—
725	Shoe repair shops and shoeshine parlors	1	(D)	(D)	(D)	AA
726	Funeral service and crematories	—	—	—	—	—
729	Miscellaneous personal services	5	373	169	26	17

Table 5. Summary Statistics for Firms Subject to Federal Income Tax for Places With 350 Establishments or More: 1992 — Con.

[Includes only establishments with payroll. For meaning of abbreviations and symbols, see introductory text. For explanation of terms and comparability of 1987 and 1992 censuses, see appendix A. For information on geographic areas followed by ▲, see appendix F]

SIC code	Geographic area and kind of business or operation	Establishments (number)	Receipts (\$1,000)	Annual payroll (\$1,000)	First-quarter payroll (\$1,000)	Paid employees for pay period including March 12 (number)
NEW PORT RICHEY — Con.						
73	Business services	47	18 586	10 292	2 377	703
731	Advertising	—	—	—	—	—
732	Consumer credit reporting agencies, mercantile reporting agencies, and adjustment and collection agencies	1	(D)	(D)	(D)	BB
733	Mailing, reproduction, commercial art and photography, and stenographic services	2	(D)	(D)	(D)	AA
734	Services to dwellings and other buildings	14	1 188	444	112	33
735	Miscellaneous equipment rental and leasing	5	1 948	484	110	22
736	Personnel supply services	6	10 332	7 636	1 726	507
737	Computer programming, data processing, and other computer related services	6	1 624	496	99	16
7371, 2, 3	Computer programming, prepackaged software, and integrated systems	1	(D)	(D)	(D)	AA
7374, 5, 6	Data processing services	1	(D)	(D)	(D)	AA
7377, 8, 9	Computer rental and leasing, maintenance, and related services, n.e.c.	4	(D)	(D)	(D)	AA
738	Miscellaneous business services	13	(D)	(D)	(D)	BB
75	Automotive repair, services, and parking	28	6 956	1 745	420	90
751	Automotive rental and leasing, without drivers	3	(D)	(D)	(D)	AA
752	Automobile parking	—	—	—	—	—
753	Automotive repair shops	22	4 747	1 283	315	63
7532	Top, body, and upholstery repair shops and paint shops	6	626	155	32	13
7538	General automotive repair shops	13	3 225	933	234	41
7533, 4, 6, 7, 9	Other automotive repair shops	3	896	195	49	9
754	Automotive services, except repair	3	(D)	(D)	(D)	AA
76	Miscellaneous repair services	9	1 235	296	52	14
762	Electrical repair shops	3	479	119	25	5
7622	Radio and television repair shops	—	—	—	—	—
7623, 9	Other electrical and electronic repair shops	3	479	119	25	5
763	Watch, clock, and jewelry repair	—	—	—	—	—
764	Reupholstery and furniture repair	—	—	—	—	—
769	Miscellaneous repair and related services	6	756	177	27	9
78, 79, 84	Amusement and recreation services, including motion pictures and museums	19	6 751	2 054	536	210
781, 2	Motion picture production, distribution, and services	1	(D)	(D)	(D)	AA
783	Motion picture theaters	1	(D)	(D)	(D)	AA
784	Video tape rental	6	857	194	47	17
792	Theatrical producers (except motion picture), bands, orchestras, and entertainers	1	(D)	(D)	(D)	AA
793	Bowling centers	2	(D)	(D)	(D)	BB
79 ex. 792, 3; 84	Commercial sports and other amusement and recreation services, including museums	8	3 870	1 383	367	123
80	Health services	212	274 304	103 579	23 879	4 163
801	Offices and clinics of doctors of medicine	127	91 711	35 455	7 159	764
802	Offices and clinics of dentists	27	12 148	4 994	1 159	198
803	Offices and clinics of doctors of osteopathy	4	1 345	267	70	17
804	Offices and clinics of other health practitioners	22	5 884	2 377	545	107
805	Nursing and personal care facilities	7	27 910	13 151	3 669	1 025
806	Hospitals	2	(D)	(D)	(D)	GG
807, 8, 9	Other health services	23	(D)	(D)	(D)	FF
81	Legal services	36	11 000	4 156	872	150
823, 4, 9	Selected educational services	4	(D)	(D)	(D)	BB
83	Social services	26	4 537	1 674	428	200
835	Child day care services	14	1 619	823	223	118
832, 3, 6, 9	Other social services	12	2 918	851	205	82
87 ex. 8733	Engineering, accounting, research, management, and related services (except noncommercial research organizations)	32	8 802	3 878	880	169
871	Engineering, architectural, and surveying services	9	5 063	2 368	518	94
872	Accounting, auditing, and bookkeeping services	16	1 174	341	115	35
873 ex. 8733	Research, development, and testing services (except noncommercial research organizations)	—	—	—	—	—
874	Management and public relations services	7	2 565	1 169	247	40
89	Services, n.e.c.	1	(D)	(D)	(D)	AA

Table 5. Summary Statistics for Firms Subject to Federal Income Tax for Places With 350 Establishments or More: 1992 — Con.

[Includes only establishments with payroll. For meaning of abbreviations and symbols, see introductory text. For explanation of terms and comparability of 1987 and 1992 censuses, see appendix A. For information on geographic areas followed by ▲, see appendix F]

SIC code	Geographic area and kind of business or operation	Establishments (number)	Receipts (\$1,000)	Annual payroll (\$1,000)	First-quarter payroll (\$1,000)	Paid employees for pay period including March 12 (number)
NORTH MIAMI						
	Total	497	183 894	70 561	15 727	3 869
70 ex. 704	Hotels, rooming houses, camps, and other lodging places (except membership lodging)	4	965	276	75	25
7011	Hotels and motels	4	965	276	75	25
7011 pt.	Hotels	1	(D)	(D)	(D)	AA
7011 pt.	Motels, motor hotels, and tourist courts	3	(D)	(D)	(D)	AA
702, 3	Other lodging places	—	—	—	—	—
72	Personal services	67	9 567	4 393	1 273	726
721	Laundry, cleaning, and garment services	23	3 144	968	227	95
7211	Power laundries, family and commercial*	—	—	—	—	—
7213	Linen supply*	—	—	—	—	—
7215	Coin-operated laundries and drycleaning	8	957	164	32	13
7216	Drycleaning plants, except rug cleaning*	10	1 588	592	135	61
7217	Carpet and upholstery cleaning	2	(D)	(D)	(D)	AA
7218	Industrial laundriers*	—	—	—	—	—
7212, 9	Other laundry, cleaning, and garment services*	3	(D)	(D)	(D)	AA
722	Photographic studios, portrait	2	(D)	(D)	(D)	AA
723, 4	Beauty and barber shops	30	2 817	1 302	336	138
723	Beauty shops	28	(D)	(D)	(D)	CC
724	Barber shops	2	(D)	(D)	(D)	AA
725	Shoe repair shops and shoeshine parlors	—	—	—	—	—
726	Funeral service and crematories	—	—	—	—	—
729	Miscellaneous personal services	12	(D)	(D)	(D)	EE
73	Business services	113	53 304	22 104	4 681	1 330
731	Advertising	9	(D)	(D)	(D)	BB
732	Consumer credit reporting agencies, mercantile reporting agencies, and adjustment and collection agencies	6	3 877	2 684	536	103
733	Mailing, reproduction, commercial art and photography, and stenographic services	13	1 704	440	104	25
734	Services to dwellings and other buildings	18	2 533	1 104	265	131
735	Miscellaneous equipment rental and leasing	3	(D)	(D)	(D)	BB
736	Personnel supply services	13	7 050	4 693	1 056	322
737	Computer programming, data processing, and other computer related services	7	2 128	779	150	29
7371, 2, 3	Computer programming, prepackaged software, and integrated systems	4	(D)	(D)	(D)	AA
7374, 5, 6	Data processing services	—	—	—	—	—
7377, 8, 9	Computer rental and leasing, maintenance, and related services, n.e.c.	3	(D)	(D)	(D)	BB
738	Miscellaneous business services	44	26 667	11 176	2 200	648
75	Automotive repair, services, and parking	37	8 402	1 748	393	97
751	Automotive rental and leasing, without drivers	2	(D)	(D)	(D)	AA
752	Automobile parking	1	(D)	(D)	(D)	AA
753	Automotive repair shops	28	5 487	1 221	284	68
7532	Top, body, and upholstery repair shops and paint shops	5	791	204	55	12
7538	General automotive repair shops	18	3 318	760	165	41
7533, 4, 6, 7, 9	Other automotive repair shops	5	1 378	257	64	15
754	Automotive services, except repair	6	(D)	(D)	(D)	AA
76	Miscellaneous repair services	26	4 943	1 115	273	66
762	Electrical repair shops	13	2 821	739	189	41
7622	Radio and television repair shops	2	(D)	(D)	(D)	AA
7623, 9	Other electrical and electronic repair shops	11	(D)	(D)	(D)	BB
763	Watch, clock, and jewelry repair	1	(D)	(D)	(D)	AA
764	Reupholstery and furniture repair	4	376	64	13	7
769	Miscellaneous repair and related services	8	(D)	(D)	(D)	AA
78, 79, 84	Amusement and recreation services, including motion pictures and museums	32	27 558	7 057	1 951	389
781, 2	Motion picture production, distribution, and services	9	12 422	4 424	1 397	218
783	Motion picture theaters	—	—	—	—	—
784	Video tape rental	4	(D)	(D)	(D)	BB
792	Theatrical producers (except motion picture), bands, orchestras, and entertainers	5	5 771	1 292	227	49
793	Bowling centers	1	(D)	(D)	(D)	AA
79 ex. 792, 3, 84	Commercial sports and other amusement and recreation services, including museums	13	7 251	1 044	250	92
80	Health services	112	54 578	23 822	4 733	818
801	Offices and clinics of doctors of medicine	50	30 228	14 594	2 666	275
802	Offices and clinics of dentists	20	5 432	1 927	361	59
803	Offices and clinics of doctors of osteopathy	2	(D)	(D)	(D)	AA
804	Offices and clinics of other health practitioners	23	6 192	2 337	472	96
805	Nursing and personal care facilities	5	(D)	(D)	(D)	CC
806	Hospitals	—	—	—	—	—
807, 8, 9	Other health services	12	4 606	1 532	367	166
81	Legal services	37	8 986	4 020	860	125
823, 4, 9	Selected educational services	2	(D)	(D)	(D)	AA

Table 5. Summary Statistics for Firms Subject to Federal Income Tax for Places With 350 Establishments or More: 1992 — Con.

[Includes only establishments with payroll. For meaning of abbreviations and symbols, see introductory text. For explanation of terms and comparability of 1987 and 1992 censuses, see appendix A. For information on geographic areas followed by ▲, see appendix F]

SIC code	Geographic area and kind of business or operation	Establishments (number)	Receipts (\$1,000)	Annual payroll (\$1,000)	First-quarter payroll (\$1,000)	Paid employees for pay period including March 12 (number)
NORTH MIAMI — Con.						
83	Social services	5	2 136	798	207	75
835	Child day care services	1	(D)	(D)	(D)	AA
832, 3, 6, 9	Other social services	4	(D)	(D)	(D)	BB
87 ex. 8733	Engineering, accounting, research, management, and related services (except noncommercial research organizations)	58	12 823	5 047	1 257	211
871	Engineering, architectural, and surveying services	9	(D)	(D)	(D)	BB
872	Accounting, auditing, and bookkeeping services	32	5 483	2 047	459	88
873 ex. 8733	Research, development, and testing services (except noncommercial research organizations)	1	(D)	(D)	(D)	BB
874	Management and public relations services	16	2 906	947	258	24
89	Services, n.e.c.	4	(D)	(D)	(D)	AA
NORTH MIAMI BEACH						
	Total	783	452 758	173 017	40 060	6 559
70 ex. 704	Hotels, rooming houses, camps, and other lodging places (except membership lodging)	5	5 201	1 257	292	88
7011	Hotels and motels	3	(D)	(D)	(D)	BB
7011 pt.	Hotels	1	(D)	(D)	(D)	BB
7011 pt.	Motels, motor hotels, and tourist courts	2	(D)	(D)	(D)	AA
702, 3	Other lodging places	2	(D)	(D)	(D)	AA
72	Personal services	96	15 678	5 004	1 295	453
721	Laundry, cleaning, and garment services	24	3 566	947	230	99
7211	Power laundries, family and commercial*	—	—	—	—	—
7213	Linen supply*	—	—	—	—	—
7215	Coin-operated laundries and drycleaning	8	1 023	237	59	29
7216	Drycleaning plants, except rug cleaning*	12	2 372	668	161	65
7217	Carpet and upholstery cleaning	2	(D)	(D)	(D)	AA
7218	Industrial laundriers*	—	—	—	—	—
7212, 9	Other laundry, cleaning, and garment services*	2	(D)	(D)	(D)	AA
722	Photographic studios, portrait	6	1 316	206	48	18
723, 4	Beauty and barber shops	50	4 897	1 971	502	212
723	Beauty shops	48	(D)	(D)	(D)	CC
724	Barber shops	2	(D)	(D)	(D)	AA
725	Shoe repair shops and shoeshine parlors	5	292	79	24	6
726	Funeral service and crematories	3	4 334	1 507	388	72
729	Miscellaneous personal services	8	1 273	294	103	46
73	Business services	96	40 725	16 201	4 340	982
731	Advertising	7	4 339	2 787	845	58
732	Consumer credit reporting agencies, mercantile reporting agencies, and adjustment and collection agencies	7	3 836	1 700	415	104
733	Mailing, reproduction, commercial art and photography, and stenographic services	11	2 230	785	172	36
734	Services to dwellings and other buildings	14	2 671	1 000	222	81
735	Miscellaneous equipment rental and leasing	6	3 258	569	149	22
736	Personnel supply services	15	8 286	6 392	1 916	561
737	Computer programming, data processing, and other computer related services	6	1 502	74	19	6
7371, 2, 3	Computer programming, prepackaged software, and integrated systems	5	(D)	(D)	(D)	AA
7374, 5, 6	Data processing services	—	—	—	—	—
7377, 8, 9	Computer rental and leasing, maintenance, and related services, n.e.c.	1	(D)	(D)	(D)	AA
738	Miscellaneous business services	30	14 603	2 894	602	114
75	Automotive repair, services, and parking	47	10 175	2 382	461	125
751	Automotive rental and leasing, without drivers	5	1 956	349	50	19
752	Automobile parking	2	(D)	(D)	(D)	AA
753	Automotive repair shops	37	7 365	1 720	374	89
7532	Top, body, and upholstery repair shops and paint shops	11	3 098	731	162	36
7538	General automotive repair shops	16	3 016	749	146	36
7533, 4, 6, 7, 9	Other automotive repair shops	10	1 251	240	66	17
754	Automotive services, except repair	3	(D)	(D)	(D)	AA
76	Miscellaneous repair services	27	15 268	3 408	835	148
762	Electrical repair shops	8	10 403	2 033	493	72
7622	Radio and television repair shops	1	(D)	(D)	(D)	AA
7623, 9	Other electrical and electronic repair shops	7	(D)	(D)	(D)	BB
763	Watch, clock, and jewelry repair	3	361	69	15	6
764	Reupholstery and furniture repair	2	(D)	(D)	(D)	AA
769	Miscellaneous repair and related services	14	(D)	(D)	(D)	BB

Table 5. Summary Statistics for Firms Subject to Federal Income Tax for Places With 350 Establishments or More: 1992 — Con.

[Includes only establishments with payroll. For meaning of abbreviations and symbols, see introductory text. For explanation of terms and comparability of 1987 and 1992 censuses, see appendix A. For information on geographic areas followed by ▲, see appendix F]

SIC code	Geographic area and kind of business or operation	Establishments (number)	Receipts (\$1,000)	Annual payroll (\$1,000)	First-quarter payroll (\$1,000)	Paid employees for pay period including March 12 (number)
NORTH MIAMI BEACH — Con.						
78, 79, 84	Amusement and recreation services, including motion pictures and museums	24	14 588	3 857	1 044	349
781, 2	Motion picture production, distribution, and services	2	(D)	(D)	(D)	BB
783	Motion picture theaters	1	(D)	(D)	(D)	BB
784	Video tape rental	3	(D)	(D)	(D)	AA
792	Theatrical producers (except motion picture), bands, orchestras, and entertainers	2	(D)	(D)	(D)	AA
793	Bowling centers	—	—	—	—	—
79 ex. 792, 3; 84	Commercial sports and other amusement and recreation services, including museums	16	7 731	3 135	882	251
80	Health services	284	280 141	108 662	24 841	3 518
801	Offices and clinics of doctors of medicine	147	94 129	45 279	9 837	891
802	Offices and clinics of dentists	45	18 526	8 938	1 904	269
803	Offices and clinics of doctors of osteopathy	17	9 506	4 471	1 063	95
804	Offices and clinics of other health practitioners	48	8 725	3 128	729	126
805	Nursing and personal care facilities	5	19 431	9 519	2 352	522
806	Hospitals	1	(D)	(D)	(D)	GG
807, 8, 9	Other health services	21	(D)	(D)	(D)	EE
81	Legal services	102	34 795	17 603	3 632	452
823, 4, 9	Selected educational services	10	4 994	2 065	529	93
83	Social services	10	(D)	(D)	(D)	BB
835	Child day care services	8	751	342	70	28
832, 3, 6, 9	Other social services	2	(D)	(D)	(D)	AA
87 ex. 8733	Engineering, accounting, research, management, and related services (except noncommercial research organizations)	79	28 812	11 901	2 636	305
871	Engineering, architectural, and surveying services	12	12 856	5 142	1 193	151
872	Accounting, auditing, and bookkeeping services	39	(D)	(D)	(D)	BB
873 ex. 87333	Research, development, and testing services (except noncommercial research organizations)	1	(D)	(D)	(D)	AA
874	Management and public relations services	27	8 139	4 175	920	48
89	Services, n.e.c.	3	(D)	(D)	(D)	AA
OAKLAND PARK						
	Total	381	255 874	82 155	21 038	3 886
70 ex. 704	Hotels, rooming houses, camps, and other lodging places (except membership lodging)	4	7 671	1 947	488	172
7011	Hotels and motels	4	7 671	1 947	488	172
7011 pt.	Hotels	4	7 671	1 947	488	172
7011 pt.	Motels, motor hotels, and tourist courts	—	—	—	—	—
702, 3	Other lodging places	—	—	—	—	—
72	Personal services	31	9 672	3 142	989	406
721	Laundry, cleaning, and garment services	13	3 971	1 044	251	67
7211	Power laundries, family and commercial*	1	(D)	(D)	(D)	AA
7213	Linen supply*	—	—	—	—	—
7215	Coin-operated laundries and drycleaning	2	(D)	(D)	(D)	AA
7216	Drycleaning plants, except rug cleaning*	3	1 248	414	107	31
7217	Carpet and upholstery cleaning	5	1 316	423	99	20
7218	Industrial launderers*	—	—	—	—	—
7212, 9	Other laundry, cleaning, and garment services*	2	(D)	(D)	(D)	AA
722	Photographic studios, portrait	3	(D)	(D)	(D)	AA
723, 4	Beauty and barber shops	8	371	140	50	16
723	Beauty shops	7	(D)	(D)	(D)	AA
724	Barber shops	1	(D)	(D)	(D)	AA
725	Shoe repair shops and shoeshine parlors	1	(D)	(D)	(D)	AA
726	Funeral service and crematories	2	(D)	(D)	(D)	BB
729	Miscellaneous personal services	4	(D)	(D)	(D)	EE
73	Business services	83	26 017	13 085	3 219	606
731	Advertising	6	(D)	(D)	(D)	BB
732	Consumer credit reporting agencies, mercantile reporting agencies, and adjustment and collection agencies	9	5 439	2 389	469	130
733	Mailing, reproduction, commercial art and photography, and stenographic services	5	1 619	664	215	23
734	Services to dwellings and other buildings	13	4 823	2 027	478	142
735	Miscellaneous equipment rental and leasing	4	(D)	(D)	(D)	AA
736	Personnel supply services	9	3 956	3 166	988	70
737	Computer programming, data processing, and other computer related services	12	2 189	803	199	36
7371, 2, 3	Computer programming, prepackaged software, and integrated systems	6	667	172	47	10
7374, 5, 6	Data processing services	1	(D)	(D)	(D)	AA
7377, 8, 9	Computer rental and leasing, maintenance, and related services, n.e.c.	5	(D)	(D)	(D)	BB
738	Miscellaneous business services	25	5 257	2 898	593	172

Table 5. Summary Statistics for Firms Subject to Federal Income Tax for Places With 350 Establishments or More: 1992 — Con.

[Includes only establishments with payroll. For meaning of abbreviations and symbols, see introductory text. For explanation of terms and comparability of 1987 and 1992 censuses, see appendix A. For information on geographic areas followed by ▲, see appendix F]

SIC code	Geographic area and kind of business or operation	Establishments (number)	Receipts (\$1,000)	Annual payroll (\$1,000)	First-quarter payroll (\$1,000)	Paid employees for pay period including March 12 (number)
OAKLAND PARK—Con.						
75	Automotive repair, services, and parking	66	19 789	4 166	1 032	235
751	Automotive rental and leasing, without drivers	4	(D)	(D)	(D)	AA
752	Automobile parking	—	—	—	—	—
753	Automotive repair shops	57	15 443	3 717	875	204
7532	Top, body, and upholstery repair shops and paint shops	19	4 968	1 321	324	73
7538	General automotive repair shops	28	6 084	1 347	313	78
7533, 4, 6, 7, 9	Other automotive repair shops	10	4 391	1 049	238	53
754	Automotive services, except repair	5	(D)	(D)	(D)	BB
76	Miscellaneous repair services	38	27 616	5 664	1 519	168
762	Electrical repair shops	13	(D)	(D)	(D)	CC
7622	Radio and television repair shops	3	588	181	70	18
7623, 9	Other electrical and electronic repair shops	10	(D)	(D)	(D)	CC
763	Watch, clock, and jewelry repair	—	—	—	—	—
764	Reupholstery and furniture repair	6	842	216	55	11
769	Miscellaneous repair and related services	19	(D)	(D)	(D)	BB
78, 79, 84	Amusement and recreation services, including motion pictures and museums	15	(D)	(D)	(D)	BB
781, 2	Motion picture production, distribution, and services	1	(D)	(D)	(D)	AA
783	Motion picture theaters	—	—	—	—	—
784	Video tape rental	2	(D)	(D)	(D)	AA
792	Theatrical producers (except motion picture), bands, orchestras, and entertainers	4	1 040	105	27	7
793	Bowling centers	1	(D)	(D)	(D)	AA
79 ex. 792, 3; 84	Commercial sports and other amusement and recreation services, including museums	7	1 261	260	57	18
80	Health services	63	135 218	42 385	11 144	1 836
801	Offices and clinics of doctors of medicine	22	11 523	5 028	791	117
802	Offices and clinics of dentists	4	815	247	50	13
803	Offices and clinics of doctors of osteopathy	1	(D)	(D)	(D)	AA
804	Offices and clinics of other health practitioners	12	3 150	1 071	237	57
805	Nursing and personal care facilities	—	—	—	—	—
806	Hospitals	1	(D)	(D)	(D)	FF
807, 8, 9	Other health services	23	(D)	(D)	(D)	FF
81	Legal services	20	4 463	2 003	493	69
823, 4, 9	Selected educational services	4	(D)	(D)	(D)	BB
83	Social services	13	4 613	1 581	261	64
835	Child day care services	7	585	195	58	31
832, 3, 6, 9	Other social services	6	4 028	1 386	203	33
87 ex. 8733	Engineering, accounting, research, management, and related services (except noncommercial research organizations)	43	16 119	7 117	1 643	262
871	Engineering, architectural, and surveying services	11	6 129	2 536	579	70
872	Accounting, auditing, and bookkeeping services	15	(D)	(D)	(D)	BB
873 ex. 8733	Research, development, and testing services (except noncommercial research organizations)	2	(D)	(D)	(D)	AA
874	Management and public relations services	15	7 885	3 606	836	148
89	Services, n.e.c.	1	(D)	(D)	(D)	AA
Ocala						
Total		892	483 592	187 802	41 442	9 917
70 ex. 704	Hotels, rooming houses, camps, and other lodging places (except membership lodging)	33	14 382	3 262	885	487
7011	Hotels and motels	27	12 693	2 979	817	459
7011 pt.	Hotels	9	(D)	(D)	(D)	CC
7011 pt.	Motels, motor hotels, and tourist courts	18	(D)	(D)	(D)	EE
702, 3	Other lodging places	6	1 689	283	68	28
72	Personal services	93	20 881	6 537	1 614	582
721	Laundry, cleaning, and garment services	27	8 941	2 162	566	180
7211	Power laundries, family and commercial*	3	272	43	14	5
7213	Linen supply*	—	—	—	—	—
7215	Coin-operated laundries and drycleaning	4	(D)	(D)	(D)	AA
7216	Drycleaning plants, except rug cleaning*	10	(D)	(D)	(D)	BB
7217	Carpet and upholstery cleaning	8	(D)	(D)	(D)	BB
7218	Industrial launderers*	1	(D)	(D)	(D)	BB
7212, 9	Other laundry, cleaning, and garment services*	1	(D)	(D)	(D)	AA
722	Photographic studios, portrait	5	(D)	(D)	(D)	BB
723, 4	Beauty and barber shops	38	4 904	2 311	556	205
723	Beauty shops	37	(D)	(D)	(D)	CC
724	Barber shops	1	(D)	(D)	(D)	AA
725	Shoe repair shops and shoeshine parlors	—	—	—	—	—
726	Funeral service and crematories	10	(D)	(D)	(D)	BB
729	Miscellaneous personal services	13	1 291	589	173	111

Table 5. Summary Statistics for Firms Subject to Federal Income Tax for Places With 350 Establishments or More: 1992 — Con.

[Includes only establishments with payroll. For meaning of abbreviations and symbols, see introductory text. For explanation of terms and comparability of 1987 and 1992 censuses, see appendix A. For information on geographic areas followed by ▲, see appendix F]

SIC code	Geographic area and kind of business or operation	Establishments (number)	Receipts (\$1,000)	Annual payroll (\$1,000)	First-quarter payroll (\$1,000)	Paid employees for pay period including March 12 (number)
	OCALA—Con.					
73	Business services	136	75 905	34 630	7 789	3 008
731	Advertising	14	(D)	(D)	(D)	CC
732	Consumer credit reporting agencies, mercantile reporting agencies, and adjustment and collection agencies	3	(D)	(D)	(D)	BB
733	Mailing, reproduction, commercial art and photography, and stenographic services	19	5 948	1 425	307	71
734	Services to dwellings and other buildings	31	10 664	4 701	1 168	463
735	Miscellaneous equipment rental and leasing	16	12 045	2 839	717	154
736	Personnel supply services	15	(D)	(D)	(D)	GG
737	Computer programming, data processing, and other computer related services	8	825	153	36	12
7371, 2, 3	Computer programming, prepackaged software, and integrated systems	4	339	26	3	5
7374, 5, 6	Data processing services	1	(D)	(D)	(D)	AA
7377, 8, 9	Computer rental and leasing, maintenance, and related services, n.e.c.	3	(D)	(D)	(D)	AA
738	Miscellaneous business services	30	10 862	3 971	898	255
75	Automotive repair, services, and parking	79	20 254	5 355	1 234	344
751	Automotive rental and leasing, without drivers	6	1 617	178	34	13
752	Automobile parking	—	—	—	—	—
753	Automotive repair shops	63	16 410	4 576	1 053	262
7532	Top, body, and upholstery repair shops and paint shops	13	5 308	1 639	398	101
7538	General automotive repair shops	34	6 886	1 852	398	107
7533, 4, 6, 7, 9	Other automotive repair shops	16	4 216	1 085	257	54
754	Automotive services, except repair	10	2 227	601	147	69
76	Miscellaneous repair services	42	13 948	4 885	1 200	271
762	Electrical repair shops	11	3 891	2 379	582	135
7622	Radio and television repair shops	2	(D)	(D)	(D)	AA
7623, 9	Other electrical and electronic repair shops	9	(D)	(D)	(D)	CC
763	Watch, clock, and jewelry repair	1	(D)	(D)	(D)	AA
764	Reupholstery and furniture repair	3	(D)	(D)	(D)	AA
769	Miscellaneous repair and related services	27	9 714	2 468	609	131
78, 79, 84	Amusement and recreation services, including motion pictures and museums	46	15 427	3 744	850	358
781, 2	Motion picture production, distribution, and services	2	(D)	(D)	(D)	AA
783	Motion picture theaters	4	(D)	(D)	(D)	BB
784	Video tape rental	8	2 251	354	84	41
792	Theatrical producers (except motion picture), bands, orchestras, and entertainers	1	(D)	(D)	(D)	AA
793	Bowling centers	2	(D)	(D)	(D)	BB
79 ex. 792, 3; 84	Commercial sports and other amusement and recreation services, including museums	29	8 712	2 492	547	227
80	Health services	251	255 792	98 871	20 792	3 610
801	Offices and clinics of doctors of medicine	133	93 885	48 262	9 058	826
802	Offices and clinics of dentists	39	16 043	6 166	1 407	257
803	Offices and clinics of doctors of osteopathy	3	(D)	(D)	(D)	AA
804	Offices and clinics of other health practitioners	39	10 414	3 500	827	196
805	Nursing and personal care facilities	8	(D)	(D)	(D)	FF
806	Hospitals	2	(D)	(D)	(D)	FF
807, 8, 9	Other health services	27	(D)	(D)	(D)	FF
81	Legal services	99	36 428	16 904	3 628	466
823, 4, 9	Selected educational services	5	(D)	(D)	(D)	BB
83	Social services	22	3 798	1 744	446	224
835	Child day care services	16	2 872	1 469	379	201
832, 3, 6, 9	Other social services	6	926	275	67	23
87 ex. 8733	Engineering, accounting, research, management, and related services (except noncommercial research organizations)	84	23 947	11 077	2 815	492
871	Engineering, architectural, and surveying services	24	(D)	(D)	(D)	CC
872	Accounting, auditing, and bookkeeping services	36	8 790	4 534	1 227	180
873 ex. 8733	Research, development, and testing services (except noncommercial research organizations)	2	(D)	(D)	(D)	AA
874	Management and public relations services	22	8 664	3 592	904	167
89	Services, n.e.c.	2	(D)	(D)	(D)	AA

Table 5. Summary Statistics for Firms Subject to Federal Income Tax for Places With 350 Establishments or More: 1992 — Con.

[Includes only establishments with payroll. For meaning of abbreviations and symbols, see introductory text. For explanation of terms and comparability of 1987 and 1992 censuses, see appendix A. For information on geographic areas followed by ▲, see appendix F]

SIC code	Geographic area and kind of business or operation	Establishments (number)	Receipts (\$1,000)	Annual payroll (\$1,000)	First-quarter payroll (\$1,000)	Paid employees for pay period including March 12 (number)
ORLANDO						
	Total	2 849	(D)	(D)	(D)	KK
70 ex. 704	Hotels, rooming houses, camps, and other lodging places (except membership lodging)	83	(D)	(D)	(D)	II
7011	Hotels and motels	77	282 755	66 299	17 645	5 041
7011 pt.	Hotels	45	248 444	57 781	15 663	4 241
7011 pt.	Hotels, 25 guestrooms or more	43	(D)	(D)	(D)	HH
7011 pt.	Hotels, less than 25 guestrooms	2	(D)	(D)	(D)	AA
7011 pt.	Motels, motor hotels, and tourist courts	32	34 311	8 518	1 982	800
7011 pt.	Motels, tourist courts	27	28 661	7 257	1 672	696
7011 pt.	Motor hotels	5	5 650	1 261	310	104
702, 3	Other lodging places	6	(D)	(D)	(D)	BB
702	Rooming and boarding houses	2	(D)	(D)	(D)	AA
703	Camps and recreational vehicle parks	4	(D)	(D)	(D)	BB
72	Personal services	175	90 240	28 226	7 283	2 774
721	Laundry, cleaning, and garment services	62	56 355	16 634	4 071	1 064
7211	Power laundries, family and commercial*	3	(D)	(D)	(D)	BB
7213	Linen supply*	3	(D)	(D)	(D)	CC
7215	Coin-operated laundries and drycleaning	14	10 617	1 092	255	80
7216	Drycleaning plants, except rug cleaning*	26	6 243	2 267	545	202
7217	Carpet and upholstery cleaning	5	(D)	(D)	(D)	BB
7218	Industrial laundriers*	7	26 417	8 576	2 118	463
7212, 9	Other laundry, cleaning, and garment services*	4	286	102	42	29
7212	Garment pressing, and agents for laundries and drycleaners	—	—	—	—	—
7219	Laundry and garment services, n.e.c.*	4	286	102	42	29
722	Photographic studios, portrait	14	4 959	1 273	277	103
723, 4	Beauty and barber shops	68	8 448	3 919	952	354
723	Beauty shops	66	(D)	(D)	(D)	EE
724	Barber shops	2	(D)	(D)	(D)	AA
725	Shoe repair shops and shoeshine parlors	5	491	131	36	17
726	Funeral service and crematories	7	5 954	1 577	379	102
729	Miscellaneous personal services	19	14 033	4 692	1 568	1 134
7291	Tax return preparation services	3	(D)	(D)	(D)	EE
7299	Miscellaneous personal services, n.e.c.	16	(D)	(D)	(D)	FF
73	Business services	498	531 071	191 214	44 940	9 799
731	Advertising	44	25 175	8 905	2 136	302
7311	Advertising agencies	33	21 999	8 203	1 945	258
7312	Outdoor advertising services	3	(D)	(D)	(D)	AA
7313	Radio, television, publishers' advertising representatives	5	1 174	362	111	26
7319	Advertising, n.e.c.	3	(D)	(D)	(D)	AA
732	Consumer credit reporting agencies, mercantile reporting agencies, and adjustment and collection agencies	17	19 365	5 917	1 585	323
7322	Adjustment and collection services	12	(D)	(D)	(D)	CC
7323	Credit reporting services	5	(D)	(D)	(D)	CC
733	Mailing, reproduction, commercial art and photography, and stenographic services	67	77 700	15 419	3 647	593
7331	Direct mail advertising services	4	(D)	(D)	(D)	CC
7334	Photocopying and duplicating services	11	(D)	(D)	(D)	CC
7335, 6	Commercial photography, art, and graphics	31	10 080	2 029	474	87
7335	Commercial photography	8	1 045	276	85	16
7336	Commercial art and graphic design	23	9 035	1 753	389	71
7338	Secretarial and court reporting services	21	(D)	(D)	(D)	CC
734	Services to dwellings and other buildings	73	38 607	22 267	4 868	1 681
7342	Disinfecting and pest control services	15	9 182	3 924	900	191
7349	Building cleaning and maintenance services, n.e.c.	58	29 425	18 343	3 968	1 490
735	Miscellaneous equipment rental and leasing	35	39 716	11 018	2 602	394
7352	Medical equipment rental and leasing	7	(D)	(D)	(D)	CC
7353	Heavy construction equipment rental and leasing	4	(D)	(D)	(D)	BB
7359	Equipment rental and leasing, n.e.c.	24	15 637	4 515	1 047	185
736	Personnel supply services	61	50 632	33 258	6 751	2 484
7361	Employment agencies	14	4 842	2 690	369	63
7363	Help supply services	47	45 790	30 568	6 382	2 421
7363 pt.	Temporary help supply	39	44 665	29 767	6 068	2 221
7363 pt.	Help supply, except temporary	8	1 125	801	314	200
737	Computer programming, data processing, and other computer related services	67	127 356	50 258	12 391	1 043
7371, 2, 3	Computer programming, prepackaged software, and integrated systems	38	94 183	38 376	9 642	721
7371	Computer programming services	26	82 704	30 163	7 530	506
7372	Prepackaged software	6	8 080	6 561	1 787	172
7373	Computer integrated systems	6	3 399	1 652	325	43
7374, 5, 6	Data processing services	14	(D)	(D)	(D)	EE
7374, 5	Computer processing, information retrieval	12	(D)	(D)	(D)	CC
7376	Computer facilities management services	2	(D)	(D)	(D)	BB
7377, 8, 9	Computer rental and leasing, maintenance, and related services, n.e.c.	15	(D)	(D)	(D)	BB
7377	Computer rental and leasing	—	—	—	—	—
7378	Computer maintenance and repair	7	1 663	374	83	15
7379	Computer related services, n.e.c.	8	(D)	(D)	(D)	BB

Table 5. Summary Statistics for Firms Subject to Federal Income Tax for Places With 350 Establishments or More: 1992 — Con.

[Includes only establishments with payroll. For meaning of abbreviations and symbols, see introductory text. For explanation of terms and comparability of 1987 and 1992 censuses, see appendix A. For information on geographic areas followed by ▲, see appendix F]

SIC code	Geographic area and kind of business or operation	Establishments (number)	Receipts (\$1,000)	Annual payroll (\$1,000)	First-quarter payroll (\$1,000)	Paid employees for pay period including March 12 (number)
ORLANDO—Con.						
73	Business services—Con.					
738	Miscellaneous business services	134	152 520	44 172	10 960	2 979
7381, 2	Detective agencies and protective services	24	21 519	13 166	3 177	1 180
7381	Detective, guard, and armored car services	22	(D)	(D)	(D)	GG
7382	Security systems services	2	(D)	(D)	(D)	AA
7383	News syndicates	4	(D)	(D)	(D)	CC
7384	Photofinishing laboratories*	12	15 983	5 372	1 168	249
7389	Business services, n.e.c.	94	(D)	(D)	(D)	GG
7389 pt.	Sign painting shops	5	1 778	524	124	26
7389 pt.	Interior designing	10	3 925	754	180	38
7389 pt.	Telephone answering services	4	1 772	791	192	63
7389 pt.	Other business services	75	(D)	(D)	(D)	GG
75	Automotive repair, services, and parking	171	(D)	(D)	(D)	GG
751	Automotive rental and leasing, without drivers	23	223 486	27 223	6 457	1 545
7513	Truck rental and leasing, without drivers	7	18 752	2 440	577	105
7514, 5	Passenger car rental and leasing	16	204 734	24 783	5 880	1 440
7514	Passenger car rental	14	(D)	(D)	(D)	GG
7515	Passenger car leasing	2	(D)	(D)	(D)	BB
7519	Utility trailer and recreational vehicle rental	—	—	—	—	—
752	Automobile parking	11	(D)	(D)	(D)	CC
753	Automotive repair shops	115	43 663	12 502	2 695	576
7532	Top, body, and upholstery repair shops and paint shops	25	11 732	3 708	766	161
7532 pt.	Top and body repair shops	22	10 431	3 321	679	141
7532 pt.	Paint shops	3	1 301	387	87	20
7538	General automotive repair shops	60	17 909	4 862	1 008	213
7538 pt.	General automotive repair shops, except diesel	54	16 539	4 487	943	202
7538 pt.	Diesel repair shops	6	1 370	375	65	11
7533, 4, 6, 7, 9	Other automotive repair shops	30	14 022	3 932	921	202
7533	Automotive exhaust system repair shops	1	(D)	(D)	(D)	AA
7534	Tire retreading and repair shops	1	(D)	(D)	(D)	AA
7536	Automotive glass replacement shops	6	3 481	842	187	39
7537	Automotive transmission repair shops	6	1 933	666	145	28
7539	Automotive repair shops, n.e.c.	16	(D)	(D)	(D)	CC
7539 pt.	Radiator repair	2	(D)	(D)	(D)	BB
7539 pt.	Brake, front end, and wheel alignment	4	1 237	466	118	29
7539 pt.	Automotive electrical and fuel system services	7	3 242	817	209	44
7539 pt.	Other automotive repair shops, n.e.c.	3	1 643	455	107	26
754	Automotive services, except repair	22	5 210	1 691	396	157
7542	Carwashes	7	1 673	667	155	87
7549	Automotive services, except repair and carwashes	15	3 537	1 024	241	70
76	Miscellaneous repair services	93	60 341	18 026	4 229	705
762	Electrical repair shops	42	34 831	9 763	2 179	359
7622	Radio and television repair shops	7	983	352	82	22
7623, 9	Other electrical and electronic repair shops	35	33 848	9 411	2 097	337
7623	Refrigeration and air-conditioning service and repair shops	9	4 743	2 025	281	62
7629	Electrical and electronic repair shops, n.e.c.	26	29 105	7 386	1 816	275
763	Watch, clock, and jewelry repair	3	(D)	(D)	(D)	AA
764	Reupholstery and furniture repair	8	(D)	(D)	(D)	BB
769	Miscellaneous repair and related services	40	24 090	7 804	1 973	322
7692	Welding repair	5	1 144	316	76	13
7694	Armature rewinding shops	4	5 547	1 986	542	81
7699	Repair shops and related services, n.e.c.	31	17 399	5 502	1 355	228
78, 79, 84	Amusement and recreation services, including motion pictures and museums	147	(D)	(D)	(D)	II
781, 2	Motion picture production, distribution, and services	22	23 247	3 502	819	154
783	Motion picture theaters	8	8 099	965	215	117
7832	Motion picture theaters, except drive-in	8	8 099	965	215	117
7833	Drive-in motion picture theaters	—	—	—	—	—
784	Video tape rental	14	5 037	808	158	87
792	Theatrical producers (except motion picture), bands, orchestras, and entertainers	21	9 505	2 727	757	153
7922	Theatrical producers (except motion picture) and miscellaneous theatrical services	14	7 621	2 210	476	132
7929	Bands, orchestras, actors, and other entertainers and entertainment groups	7	1 884	517	281	21
793	Bowling centers	5	3 233	1 024	304	120
79 ex. 792, 3, 84	Commercial sports and other amusement and recreation services, including museums	77	(D)	(D)	(D)	II
794	Commercial sports	5	(D)	(D)	(D)	CC
7941	Professional sports clubs, managers, promoters	4	(D)	(D)	(D)	CC
7948	Racing, including track operation	1	(D)	(D)	(D)	AA
79 ex. 792, 3, 4, 84	Other amusement and recreation services, including museums	72	(D)	(D)	(D)	HH
791	Dance studios, schools, and halls	4	583	210	66	20
7991	Physical fitness facilities	8	4 607	630	152	45
7992	Public golf courses	2	(D)	(D)	(D)	BB
7993	Coin-operated amusement devices	10	5 126	1 065	228	77
7996	Amusement parks	3	(D)	(D)	(D)	HH
7997	Membership sports and recreation clubs	6	12 057	4 376	1 028	276
7999, 84	Amusement and recreation services, including museums, n.e.c.	39	50 525	6 104	1 327	714
7999 pt.	Concession operators of amusement devices and rides	4	(D)	(D)	(D)	BB
7999 pt.	Carnivals, circuses, and fairs	2	(D)	(D)	(D)	EE
7999 pt., 84	Other recreation and amusements, including museums	33	(D)	(D)	(D)	EE

Table 5. Summary Statistics for Firms Subject to Federal Income Tax for Places With 350 Establishments or More: 1992 — Con.

[Includes only establishments with payroll. For meaning of abbreviations and symbols, see introductory text. For explanation of terms and comparability of 1987 and 1992 censuses, see appendix A. For information on geographic areas followed by ▲, see appendix F]

SIC code	Geographic area and kind of business or operation	Establishments (number)	Receipts (\$1,000)	Annual payroll (\$1,000)	First-quarter payroll (\$1,000)	Paid employees for pay period including March 12 (number)
ORLANDO—Con.						
80	Health services	609	540 835	254 009	51 548	5 574
801	Offices and clinics of doctors of medicine	319	319 078	178 573	33 618	2 624
8011 pt.	Offices of doctors of medicine	310	298 853	173 474	32 483	2 464
8011 pt.	General medical clinics	9	20 225	5 099	1 135	160
802	Offices and clinics of dentists	124	(D)	(D)	(D)	FF
803	Offices and clinics of doctors of osteopathy	13	4 621	1 606	292	47
804	Offices and clinics of other health practitioners	81	27 041	8 568	1 776	307
8041	Offices and clinics of chiropractors	27	8 538	3 298	638	93
8042	Offices and clinics of optometrists	24	8 443	3 088	642	107
8043	Offices and clinics of podiatrists	6	(D)	(D)	(D)	BB
8049	Offices and clinics of health practitioners, n.e.c.	24	(D)	(D)	(D)	BB
805	Nursing and personal care facilities	7	16 024	6 655	1 375	422
8051	Skilled nursing care facilities	5	(D)	(D)	(D)	EE
8052	Intermediate care facilities	1	(D)	(D)	(D)	AA
8059	Nursing and personal care facilities, n.e.c.	1	(D)	(D)	(D)	AA
806	Hospitals	1	(D)	(D)	(D)	FF
8062	General medical and surgical hospitals	1	(D)	(D)	(D)	FF
8063, 9	Specialty hospitals	—	—	—	—	—
807, 8, 9	Other health services	64	60 192	17 969	4 630	689
807	Medical and dental laboratories	27	17 139	5 173	1 246	187
8071	Medical laboratories	18	15 637	4 567	1 098	155
8072	Dental laboratories	9	1 502	606	148	32
808	Home health care services	11	11 811	4 342	1 390	210
809	Miscellaneous health and allied services, n.e.c.	26	31 242	8 454	1 994	292
8092	Kidney dialysis centers	1	(D)	(D)	(D)	BB
8093	Specialty outpatient facilities, n.e.c.	18	22 588	6 227	1 430	211
8099	Health and allied services, n.e.c.	7	(D)	(D)	(D)	BB
81	Legal services	529	401 848	218 069	42 474	4 288
823, 4, 9	Selected educational services	19	15 434	3 805	908	135
823	Libraries	—	—	—	—	—
824	Vocational schools	6	2 844	989	166	33
829	Schools and educational services, n.e.c.	13	12 590	2 816	742	102
83	Social services	64	13 712	5 673	1 300	460
835	Child day care services	40	7 282	3 111	746	330
832, 3, 6, 9	Other social services	24	6 430	2 562	554	130
87 ex. 8733	Engineering, accounting, research, management, and related services (except noncommercial research organizations)	434	376 793	163 740	37 686	4 648
871	Engineering, architectural, and surveying services	158	191 515	93 124	21 700	2 434
8711	Engineering services	94	141 493	72 932	17 187	1 818
8712	Architectural services	50	40 911	15 719	3 547	446
8713	Surveying services	14	9 111	4 473	966	170
872	Accounting, auditing, and bookkeeping services	134	74 879	34 433	7 522	941
873 ex. 8733	Research, development, and testing services (except noncommercial research organizations)	14	25 494	9 263	2 182	288
8731	Commercial physical and biological research	3	(D)	(D)	(D)	BB
8732	Commercial economic, sociological, and educational research	5	(D)	(D)	(D)	BB
8734	Testing laboratories	6	10 599	4 569	1 185	183
874	Management and public relations services	128	84 905	26 920	6 282	985
8741	Management services	41	48 707	14 804	3 607	570
8742	Management consulting services	48	22 587	7 476	1 672	283
8743	Public relations services	11	(D)	(D)	(D)	BB
8744	Facilities support management services	1	(D)	(D)	(D)	AA
8748	Business consulting services, n.e.c.	27	8 594	3 024	586	79
89	Services, n.e.c.	27	6 125	1 778	385	85
ORMOND BEACH						
	Total	421	221 244	85 971	18 238	3 738
70 ex. 704	Hotels, rooming houses, camps, and other lodging places (except membership lodging)	22	20 357	4 176	1 040	479
7011	Hotels and motels	22	20 357	4 176	1 040	479
7011 pt.	Hotels	10	12 070	2 747	686	310
7011 pt.	Motels, motor hotels, and tourist courts	12	8 287	1 429	354	169
702, 3	Other lodging places	—	—	—	—	—

Table 5. Summary Statistics for Firms Subject to Federal Income Tax for Places With 350 Establishments or More: 1992 — Con.

[Includes only establishments with payroll. For meaning of abbreviations and symbols, see introductory text. For explanation of terms and comparability of 1987 and 1992 censuses, see appendix A. For information on geographic areas followed by ▲, see appendix F.]

SIC code	Geographic area and kind of business or operation	Establishments (number)	Receipts (\$1,000)	Annual payroll (\$1,000)	First-quarter payroll (\$1,000)	Paid employees for pay period including March 12 (number)
	ORMOND BEACH—Con.					
72	Personal services -----	40	4 417	1 394	371	148
721	Laundry, cleaning, and garment services -----	10	1 288	370	93	47
7211	Power laundries, family and commercial* -----	—	—	—	—	—
7213	Linen supply* -----	—	—	—	—	—
7215	Coin-operated laundries and drycleaning -----	2	(D)	(D)	(D)	AA
7216	Drycleaning plants, except rug cleaning* -----	2	(D)	(D)	(D)	AA
7217	Carpet and upholstery cleaning -----	3	326	72	23	22
7218	Industrial laundriers* -----	—	—	—	—	—
7212, 9	Other laundry, cleaning, and garment services* -----	3	(D)	(D)	(D)	AA
722	Photographic studios, portrait -----	—	—	—	—	—
723, 4	Beauty and barber shops -----	24	2 184	750	210	70
723	Beauty shops -----	24	2 184	750	210	70
724	Barber shops -----	—	—	—	—	—
725	Shoe repair shops and shoeshine parlors -----	1	(D)	(D)	(D)	AA
726	Funeral service and crematories -----	1	(D)	(D)	(D)	AA
729	Miscellaneous personal services -----	4	(D)	(D)	(D)	AA
73	Business services -----	61	13 703	4 476	962	270
731	Advertising -----	6	1 059	319	59	13
732	Consumer credit reporting agencies, mercantile reporting agencies, and adjustment and collection agencies -----	1	(D)	(D)	(D)	AA
733	Mailing, reproduction, commercial art and photography, and stenographic services -----	5	1 215	456	121	13
734	Services to dwellings and other buildings -----	16	1 555	583	126	48
735	Miscellaneous equipment rental and leasing -----	9	3 519	1 110	201	47
736	Personnel supply services -----	2	(D)	(D)	(D)	AA
737	Computer programming, data processing, and other computer related services -----	4	448	172	35	9
7371, 2, 3	Computer programming, prepackaged software, and integrated systems -----	1	(D)	(D)	(D)	AA
7374, 5, 6	Data processing services -----	1	(D)	(D)	(D)	AA
7377, 8, 9	Computer rental and leasing, maintenance, and related services, n.e.c. -----	2	(D)	(D)	(D)	AA
738	Miscellaneous business services -----	18	5 504	1 706	411	138
75	Automotive repair, services, and parking -----	18	4 003	936	258	61
751	Automotive rental and leasing, without drivers -----	1	(D)	(D)	(D)	AA
752	Automobile parking -----	—	—	—	—	—
753	Automotive repair shops -----	16	(D)	(D)	(D)	BB
7532	Top, body, and upholstery repair shops and paint shops -----	2	(D)	(D)	(D)	AA
7538	General automotive repair shops -----	10	2 778	699	188	42
7533, 4, 6, 7, 9	Other automotive repair shops -----	4	(D)	(D)	(D)	AA
754	Automotive services, except repair -----	1	(D)	(D)	(D)	AA
76	Miscellaneous repair services -----	12	3 638	1 502	378	58
762	Electrical repair shops -----	5	782	198	45	9
7622	Radio and television repair shops -----	2	(D)	(D)	(D)	AA
7623, 9	Other electrical and electronic repair shops -----	3	(D)	(D)	(D)	AA
763	Watch, clock, and jewelry repair -----	—	—	—	—	—
764	Reupholstery and furniture repair -----	—	—	—	—	—
769	Miscellaneous repair and related services -----	7	2 856	1 304	333	49
78, 79, 84	Amusement and recreation services, including motion pictures and museums -----	27	11 803	3 140	634	307
781, 2	Motion picture production, distribution, and services -----	—	—	—	—	—
783	Motion picture theaters -----	2	(D)	(D)	(D)	AA
784	Video tape rental -----	4	671	130	28	12
792	Theatrical producers (except motion picture), bands, orchestras, and entertainers -----	1	(D)	(D)	(D)	AA
793	Bowling centers -----	1	(D)	(D)	(D)	BB
79 ex. 792, 3, 84	Commercial sports and other amusement and recreation services, including museums -----	19	8 172	2 640	509	241
80	Health services -----	135	117 304	51 287	10 698	1 738
801	Offices and clinics of doctors of medicine -----	64	43 842	24 289	4 735	416
802	Offices and clinics of dentists -----	19	8 052	2 949	652	127
803	Offices and clinics of doctors of osteopathy -----	9	4 617	1 532	302	52
804	Offices and clinics of other health practitioners -----	21	4 601	1 597	385	65
805	Nursing and personal care facilities -----	5	11 554	5 169	1 161	317
806	Hospitals -----	1	(D)	(D)	(D)	EE
807, 8, 9	Other health services -----	16	(D)	(D)	(D)	EE
81	Legal services -----	27	5 951	1 869	369	71
823, 4, 9	Selected educational services -----	7	(D)	(D)	(D)	BB
83	Social services -----	12	3 263	1 287	296	127
835	Child day care services -----	10	(D)	(D)	(D)	BB
832, 3, 6, 9	Other social services -----	2	(D)	(D)	(D)	BB

Table 5. Summary Statistics for Firms Subject to Federal Income Tax for Places With 350 Establishments or More: 1992 — Con.

[Includes only establishments with payroll. For meaning of abbreviations and symbols, see introductory text. For explanation of terms and comparability of 1987 and 1992 censuses, see appendix A. For information on geographic areas followed by ▲, see appendix F]

SIC code	Geographic area and kind of business or operation	Establishments (number)	Receipts (\$1,000)	Annual payroll (\$1,000)	First-quarter payroll (\$1,000)	Paid employees for pay period including March 12 (number)
	ORMOND BEACH—Con.					
87 ex. 8733	Engineering, accounting, research, management, and related services (except noncommercial research organizations) -----	58	27 012	14 731	2 964	417
871	Engineering, architectural, and surveying services -----	15	9 339	5 018	1 313	160
872	Accounting, auditing, and bookkeeping services -----	17	3 035	1 692	431	50
873 ex. 8733	Research, development, and testing services (except noncommercial research organizations) -----	5	10 378	6 218	816	92
874	Management and public relations services -----	21	4 260	1 803	404	115
89	Services, n.e.c. -----	2	(D)	(D)	(D)	AA
	PALM BEACH GARDENS					
	Total -----	517	383 929	146 454	33 427	5 318
70 ex. 704	Hotels, rooming houses, camps, and other lodging places (except membership lodging) -----	8	(D)	(D)	(D)	FF
7011	Hotels and motels -----	7	34 181	11 137	3 535	970
7011 pt. 7011 pt.	Hotels -----	7	34 181	11 137	3 535	970
	Motels, motor hotels, and tourist courts -----	—	—	—	—	—
702, 3	Other lodging places -----	1	(D)	(D)	(D)	AA
72	Personal services -----	41	8 002	2 872	645	201
721	Laundry, cleaning, and garment services -----	9	1 758	604	154	44
7211	Power laundries, family and commercial* -----	1	(D)	(D)	(D)	AA
7213	Linen supply* -----	—	—	—	—	—
7215	Coin-operated laundries and drycleaning -----	3	(D)	(D)	(D)	AA
7216	Drycleaning plants, except rug cleaning* -----	4	1 121	460	117	28
7217	Carpet and upholstery cleaning -----	—	—	—	—	—
7218	Industrial laundries* -----	—	—	—	—	—
7212, 9	Other laundry, cleaning, and garment services* -----	1	(D)	(D)	(D)	AA
722	Photographic studios, portrait -----	2	(D)	(D)	(D)	AA
723, 4	Beauty and barber shops -----	23	4 199	1 910	418	135
723	Beauty shops -----	23	4 199	1 910	418	135
724	Barber shops -----	—	—	—	—	—
725	Shoe repair shops and shoeshine parlors -----	2	(D)	(D)	(D)	AA
726	Funeral service and crematories -----	2	(D)	(D)	(D)	AA
729	Miscellaneous personal services -----	3	(D)	(D)	(D)	AA
73	Business services -----	81	32 363	16 504	3 987	770
731	Advertising -----	2	(D)	(D)	(D)	AA
732	Consumer credit reporting agencies, mercantile reporting agencies, and adjustment and collection agencies -----	1	(D)	(D)	(D)	AA
733	Mailing, reproduction, commercial art and photography, and stenographic services -----	12	1 970	999	234	38
734	Services to dwellings and other buildings -----	14	2 285	1 011	234	79
735	Miscellaneous equipment rental and leasing -----	2	(D)	(D)	(D)	AA
736	Personnel supply services -----	13	15 005	11 518	2 922	538
737	Computer programming, data processing, and other computer related services -----	10	2 183	421	147	22
7371, 2, 3	Computer programming, prepackaged software, and integrated systems -----	4	(D)	(D)	(D)	AA
7374, 5, 6	Data processing services -----	5	(D)	(D)	(D)	AA
7377, 8, 9	Computer rental and leasing, maintenance, and related services, n.e.c. -----	1	(D)	(D)	(D)	AA
738	Miscellaneous business services -----	27	10 253	2 399	410	85
75	Automotive repair, services, and parking -----	6	401	145	14	8
751	Automotive rental and leasing, without drivers -----	1	(D)	(D)	(D)	AA
752	Automobile parking -----	—	—	—	—	—
753	Automotive repair shops -----	3	(D)	(D)	(D)	AA
7532	Top, body, and upholstery repair shops and paint shops -----	2	(D)	(D)	(D)	AA
7538	General automotive repair shops -----	1	(D)	(D)	(D)	AA
7533, 4, 6, 7, 9	Other automotive repair shops -----	—	—	—	—	—
754	Automotive services, except repair -----	2	(D)	(D)	(D)	AA
76	Miscellaneous repair services -----	12	3 976	1 198	226	72
762	Electrical repair shops -----	4	(D)	(D)	(D)	BB
7622	Radio and television repair shops -----	—	—	—	—	—
7623, 9	Other electrical and electronic repair shops -----	4	(D)	(D)	(D)	BB
763	Watch, clock, and jewelry repair -----	1	(D)	(D)	(D)	AA
764	Reupholstery and furniture repair -----	—	—	—	—	—
769	Miscellaneous repair and related services -----	7	(D)	(D)	(D)	AA
78, 79, 84	Amusement and recreation services, including motion pictures and museums -----	25	42 178	8 813	2 052	392
781, 2	Motion picture production, distribution, and services -----	1	(D)	(D)	(D)	AA
783	Motion picture theaters -----	1	(D)	(D)	(D)	BB
784	Video tape rental -----	6	(D)	(D)	(D)	BB
792	Theatrical producers (except motion picture), bands, orchestras, and entertainers -----	—	—	—	—	—
793	Bowling centers -----	—	—	—	—	—
79 ex. 792, 3; 84	Commercial sports and other amusement and recreation services, including museums -----	17	38 431	8 264	1 911	311

Table 5. Summary Statistics for Firms Subject to Federal Income Tax for Places With 350 Establishments or More: 1992 — Con.

[Includes only establishments with payroll. For meaning of abbreviations and symbols, see introductory text. For explanation of terms and comparability of 1987 and 1992 censuses, see appendix A. For information on geographic areas followed by ▲, see appendix F]

SIC code	Geographic area and kind of business or operation	Establishments (number)	Receipts (\$1,000)	Annual payroll (\$1,000)	First-quarter payroll (\$1,000)	Paid employees for pay period including March 12 (number)
PALM BEACH GARDENS—Con.						
80	Health services	204	205 021	77 668	17 068	2 281
801	Offices and clinics of doctors of medicine	102	71 048	35 989	7 269	486
802	Offices and clinics of dentists	29	10 174	3 821	976	141
803	Offices and clinics of doctors of osteopathy	9	5 334	2 528	654	70
804	Offices and clinics of other health practitioners	40	8 456	3 164	714	114
805	Nursing and personal care facilities	2	(D)	(D)	(D)	CC
806	Hospitals	1	(D)	(D)	(D)	FF
807, 8, 9	Other health services	21	(D)	(D)	(D)	EE
81	Legal services	36	13 795	6 964	1 562	146
823, 4, 9	Selected educational services	3	(D)	(D)	(D)	BB
83	Social services	7	1 354	531	129	51
835	Child day care services	4	(D)	(D)	(D)	BB
832, 3, 6, 9	Other social services	3	(D)	(D)	(D)	AA
87 ex. 8733	Engineering, accounting, research, management, and related services (except noncommercial research organizations)	90	38 656	19 129	3 826	390
871	Engineering, architectural, and surveying services	22	7 631	2 712	651	91
872	Accounting, auditing, and bookkeeping services	26	5 601	2 854	601	82
873 ex. 8733	Research, development, and testing services (except noncommercial research organizations)	6	2 178	874	202	23
874	Management and public relations services	36	23 246	12 689	2 372	194
89	Services, n.e.c.	4	(D)	(D)	(D)	AA
PANAMA CITY						
	Total	729	389 848	148 359	32 290	7 837
70 ex. 704	Hotels, rooming houses, camps, and other lodging places (except membership lodging)	40	35 099	6 998	1 467	1 158
7011	Hotels and motels	37	34 632	6 889	1 441	1 147
7011 pt.	Hotels	7	(D)	(D)	(D)	FF
7011 pt.	Motels, motor hotels, and tourist courts	30	(D)	(D)	(D)	EE
702, 3	Other lodging places	3	467	109	26	11
72	Personal services	63	12 449	3 913	949	387
721	Laundry, cleaning, and garment services	21	4 286	1 516	348	149
7211	Power laundries, family and commercial*	1	(D)	(D)	(D)	BB
7213	Linen supply*	—	—	—	—	—
7215	Coin-operated laundries and drycleaning	7	1 202	346	79	39
7216	Drycleaning plants, except rug cleaning*	8	(D)	(D)	(D)	BB
7217	Carpet and upholstery cleaning	3	(D)	(D)	(D)	BB
7218	Industrial launderers*	—	—	—	—	—
7212, 9	Other laundry, cleaning, and garment services*	2	(D)	(D)	(D)	AA
722	Photographic studios, portrait	5	(D)	(D)	(D)	BB
723, 4	Beauty and barber shops	25	3 099	1 257	296	123
723	Beauty shops	25	3 099	1 257	296	123
724	Barber shops	—	—	—	—	—
725	Shoe repair shops and shoeshine parlors	2	(D)	(D)	(D)	AA
726	Funeral service and crematories	5	(D)	(D)	(D)	BB
729	Miscellaneous personal services	5	1 317	357	123	55
73	Business services	113	40 324	16 256	3 683	1 473
731	Advertising	9	2 764	958	188	71
732	Consumer credit reporting agencies, mercantile reporting agencies, and adjustment and collection agencies	5	1 762	626	152	45
733	Mailing, reproduction, commercial art and photography, and stenographic services	12	(D)	(D)	(D)	BB
734	Services to dwellings and other buildings	21	5 155	2 267	475	192
735	Miscellaneous equipment rental and leasing	16	7 249	2 121	702	102
736	Personnel supply services	11	(D)	(D)	(D)	FF
737	Computer programming, data processing, and other computer related services	10	7 783	3 040	670	112
7371, 2, 3	Computer programming, prepackaged software, and integrated systems	4	(D)	(D)	(D)	BB
7374, 5, 6	Data processing services	3	(D)	(D)	(D)	BB
7377, 8, 9	Computer rental and leasing, maintenance, and related services, n.e.c.	3	(D)	(D)	(D)	AA
738	Miscellaneous business services	29	(D)	(D)	(D)	EE
75	Automotive repair, services, and parking	70	21 174	4 807	1 150	323
751	Automotive rental and leasing, without drivers	4	(D)	(D)	(D)	BB
752	Automobile parking	2	(D)	(D)	(D)	AA
753	Automotive repair shops	56	15 127	3 665	908	218
7532	Top, body, and upholstery repair shops and paint shops	14	(D)	(D)	(D)	BB
7538	General automotive repair shops	24	6 825	1 721	418	94
7533, 4, 6, 7, 9	Other automotive repair shops	18	(D)	(D)	(D)	BB
754	Automotive services, except repair	8	1 946	583	104	69

Table 5. Summary Statistics for Firms Subject to Federal Income Tax for Places With 350 Establishments or More: 1992 — Con.

[Includes only establishments with payroll. For meaning of abbreviations and symbols, see introductory text. For explanation of terms and comparability of 1987 and 1992 censuses, see appendix A. For information on geographic areas followed by ▲, see appendix F]

SIC code	Geographic area and kind of business or operation	Establishments (number)	Receipts (\$1,000)	Annual payroll (\$1,000)	First-quarter payroll (\$1,000)	Paid employees for pay period including March 12 (number)
PANAMA CITY — Con.						
76	Miscellaneous repair services -----	40	13 204	4 518	922	195
762	Electrical repair shops -----	21	8 989	3 514	661	125
7622	Radio and television repair shops -----	3	(D)	(D)	(D)	AA
7623, 9	Other electrical and electronic repair shops -----	18	(D)	(D)	(D)	CC
763	Watch, clock, and jewelry repair -----	—	—	—	—	—
764	Reupholstery and furniture repair -----	4	(D)	(D)	(D)	AA
769	Miscellaneous repair and related services -----	15	(D)	(D)	(D)	BB
78, 79, 84	Amusement and recreation services, including motion pictures and museums -----	38	10 666	2 274	516	311
781, 2	Motion picture production, distribution, and services -----	1	(D)	(D)	(D)	AA
783	Motion picture theaters -----	5	(D)	(D)	(D)	BB
784	Video tape rental -----	3	(D)	(D)	(D)	BB
792	Theatrical producers (except motion picture), bands, orchestras, and entertainers -----	1	(D)	(D)	(D)	BB
793	Bowling centers -----	2	(D)	(D)	(D)	BB
79 ex. 792, 3, 84	Commercial sports and other amusement and recreation services, including museums -----	26	5 162	1 268	275	162
80	Health services -----	198	190 332	80 940	16 982	2 792
801	Offices and clinics of doctors of medicine -----	103	72 347	42 697	7 907	785
802	Offices and clinics of dentists -----	30	10 746	4 802	939	188
803	Offices and clinics of doctors of osteopathy -----	4	(D)	(D)	(D)	AA
804	Offices and clinics of other health practitioners -----	29	9 189	3 348	728	167
805	Nursing and personal care facilities -----	10	(D)	(D)	(D)	FF
806	Hospitals -----	2	(D)	(D)	(D)	FF
807, 8, 9	Other health services -----	20	(D)	(D)	(D)	EE
81	Legal services -----	60	(D)	(D)	(D)	EE
823, 4, 9	Selected educational services -----	8	(D)	(D)	(D)	BB
83	Social services -----	23	4 626	2 113	487	241
835	Child day care services -----	14	2 184	1 011	236	148
832, 3, 6, 9	Other social services -----	9	2 442	1 102	251	93
87 ex. 8733	Engineering, accounting, research, management, and related services (except noncommercial research organizations) -----	72	35 360	15 249	3 332	584
871	Engineering, architectural, and surveying services -----	33	17 209	6 271	1 401	206
872	Accounting, auditing, and bookkeeping services -----	25	(D)	(D)	(D)	CC
873 ex. 8733	Research, development, and testing services (except noncommercial research organizations) -----	4	(D)	(D)	(D)	BB
874	Management and public relations services -----	10	9 960	4 196	984	208
89	Services, n.e.c. -----	4	(D)	(D)	(D)	BB
PEMBROKE PINES						
	Total -----	619	279 630	111 811	25 359	5 047
70 ex. 704	Hotels, rooming houses, camps, and other lodging places (except membership lodging) -----	2	(D)	(D)	(D)	BB
7011	Hotels and motels -----	2	(D)	(D)	(D)	BB
7011 pt.	Hotels -----	1	(D)	(D)	(D)	BB
7011 pt.	Motels, motor hotels, and tourist courts -----	1	(D)	(D)	(D)	AA
702, 3	Other lodging places -----	—	—	—	—	—
72	Personal services -----	81	13 786	5 066	1 296	419
721	Laundry, cleaning, and garment services -----	19	2 642	820	181	74
7211	Power laundries, family and commercial* -----	3	256	39	8	4
7213	Linen supply* -----	1	(D)	(D)	(D)	AA
7215	Coin-operated laundries and drycleaning -----	2	(D)	(D)	(D)	AA
7216	Drycleaning plants, except rug cleaning* -----	7	1 003	320	81	31
7217	Carpet and upholstery cleaning -----	2	(D)	(D)	(D)	AA
7218	Industrial laundriers* -----	—	—	—	—	—
7212, 9	Other laundry, cleaning, and garment services* -----	4	998	326	61	29
722	Photographic studios, portrait -----	5	2 036	476	115	32
723, 4	Beauty and barber shops -----	47	6 243	2 888	727	261
723	Beauty shops -----	47	6 243	2 888	727	261
724	Barber shops -----	—	—	—	—	—
725	Shoe repair shops and shoeshine parlors -----	—	—	—	—	—
726	Funeral service and crematories -----	2	(D)	(D)	(D)	AA
729	Miscellaneous personal services -----	8	(D)	(D)	(D)	BB

Table 5. Summary Statistics for Firms Subject to Federal Income Tax for Places With 350 Establishments or More: 1992 — Con.

[Includes only establishments with payroll. For meaning of abbreviations and symbols, see introductory text. For explanation of terms and comparability of 1987 and 1992 censuses, see appendix A. For information on geographic areas followed by ▲, see appendix F]

SIC code	Geographic area and kind of business or operation	Establishments (number)	Receipts (\$1,000)	Annual payroll (\$1,000)	First-quarter payroll (\$1,000)	Paid employees for pay period including March 12 (number)
PEMBROKE PINES— Con.						
73	Business services	108	43 233	14 878	3 790	951
731	Advertising	7	2 451	808	169	81
732	Consumer credit reporting agencies, mercantile reporting agencies, and adjustment and collection agencies	4	2 369	1 366	355	77
733	Mailing, reproduction, commercial art and photography, and stenographic services	9	(D)	(D)	(D)	CC
734	Services to dwellings and other buildings	22	2 869	1 076	256	81
735	Miscellaneous equipment rental and leasing	8	16 259	2 770	824	122
736	Personnel supply services	10	5 819	2 820	531	269
737	Computer programming, data processing, and other computer related services	19	1 866	520	112	21
7371, 2, 3	Computer programming, prepackaged software, and integrated systems	13	1 316	399	87	17
7374, 5, 6	Data processing services	2	(D)	(D)	(D)	AA
7377, 8, 9	Computer rental and leasing, maintenance, and related services, n.e.c.	4	(D)	(D)	(D)	AA
738	Miscellaneous business services	29	(D)	(D)	(D)	CC
75	Automotive repair, services, and parking	25	4 337	1 061	251	67
751	Automotive rental and leasing, without drivers	1	(D)	(D)	(D)	AA
752	Automobile parking	—	—	—	—	—
753	Automotive repair shops	17	3 573	835	210	55
7532	Top, body, and upholstery repair shops and paint shops	3	(D)	(D)	(D)	AA
7538	General automotive repair shops	10	2 540	577	155	36
7533, 4, 6, 7, 9	Other automotive repair shops	4	(D)	(D)	(D)	AA
754	Automotive services, except repair	7	(D)	(D)	(D)	AA
76	Miscellaneous repair services	19	2 743	613	172	46
762	Electrical repair shops	8	1 698	414	133	32
7622	Radio and television repair shops	2	(D)	(D)	(D)	AA
7623, 9	Other electrical and electronic repair shops	6	(D)	(D)	(D)	BB
763	Watch, clock, and jewelry repair	1	(D)	(D)	(D)	AA
764	Reupholstery and furniture repair	1	(D)	(D)	(D)	AA
769	Miscellaneous repair and related services	9	(D)	(D)	(D)	AA
78, 79, 84	Amusement and recreation services, including motion pictures and museums	48	18 968	4 436	1 104	482
781, 2	Motion picture production, distribution, and services	—	—	—	—	—
783	Motion picture theaters	4	4 663	652	179	85
784	Video tape rental	8	2 637	390	112	44
792	Theatrical producers (except motion picture), bands, orchestras, and entertainers	6	(D)	(D)	(D)	AA
793	Bowling centers	1	(D)	(D)	(D)	BB
79 ex. 792, 3; 84	Commercial sports and other amusement and recreation services, including museums	29	9 838	2 867	707	310
80	Health services	209	160 790	71 554	15 547	2 391
801	Offices and clinics of doctors of medicine	91	65 052	33 239	6 507	472
802	Offices and clinics of dentists	41	16 409	6 133	1 259	304
803	Offices and clinics of doctors of osteopathy	15	6 245	3 783	832	79
804	Offices and clinics of other health practitioners	44	9 363	3 106	616	141
805	Nursing and personal care facilities	1	(D)	(D)	(D)	AA
806	Hospitals	1	(D)	(D)	(D)	FF
807, 8, 9	Other health services	16	(D)	(D)	(D)	FF
81	Legal services	24	5 373	2 362	574	68
823, 4, 9	Selected educational services	5	3 808	814	201	71
83	Social services	20	5 504	2 200	478	187
835	Child day care services	14	4 263	1 698	414	173
832, 3, 6, 9	Other social services	6	1 241	502	64	14
87 ex. 8733	Engineering, accounting, research, management, and related services (except noncommercial research organizations)	69	15 997	6 936	1 471	258
871	Engineering, architectural, and surveying services	7	(D)	(D)	(D)	BB
872	Accounting, auditing, and bookkeeping services	35	4 960	2 097	396	87
873 ex. 8733	Research, development, and testing services (except noncommercial research organizations)	1	(D)	(D)	(D)	AA
874	Management and public relations services	26	7 102	2 723	602	102
89	Services, n.e.c.	9	(D)	(D)	(D)	BB

Table 5. Summary Statistics for Firms Subject to Federal Income Tax for Places With 350 Establishments or More: 1992 — Con.

[Includes only establishments with payroll. For meaning of abbreviations and symbols, see introductory text. For explanation of terms and comparability of 1987 and 1992 censuses, see appendix A. For information on geographic areas followed by ▲, see appendix F]

SIC code	Geographic area and kind of business or operation	Establishments (number)	Receipts (\$1,000)	Annual payroll (\$1,000)	First-quarter payroll (\$1,000)	Paid employees for pay period including March 12 (number)
PENSACOLA						
	Total	1 038	494 703	221 221	46 754	9 838
70 ex. 704	Hotels, rooming houses, camps, and other lodging places (except membership lodging)	10	(D)	(D)	(D)	EE
7011	Hotels and motels	9	10 153	2 964	638	336
7011 pt.	Hotels	5	9 175	2 750	596	315
7011 pt.	Motels, motor hotels, and tourist courts	4	978	214	42	21
702, 3	Other lodging places	1	(D)	(D)	(D)	AA
72	Personal services	76	21 123	7 214	1 811	663
721	Laundry, cleaning, and garment services	28	10 647	3 854	928	285
7211	Power laundries, family and commercial*	2	(D)	(D)	(D)	BB
7213	Linen supply*	1	(D)	(D)	(D)	CC
7215	Coin-operated laundries and drycleaning	5	455	137	15	7
7216	Drycleaning plants, except rug cleaning*	11	1 845	554	124	62
7217	Carpet and upholstery cleaning	5	939	85	20	9
7218	Industrial laundriers*	—	—	—	—	—
7212, 9	Other laundry, cleaning, and garment services*	4	(D)	(D)	(D)	AA
722	Photographic studios, portrait	5	1 967	457	107	50
723, 4	Beauty and barber shops	22	3 175	1 359	330	125
723	Beauty shops	22	3 175	1 359	330	125
724	Barber shops	—	—	—	—	—
725	Shoe repair shops and shoeshine parlors	4	229	65	17	7
726	Funeral service and crematories	8	3 178	839	187	54
729	Miscellaneous personal services	9	1 927	640	242	142
73	Business services	180	79 830	37 270	8 621	2 885
731	Advertising	12	7 400	3 301	743	152
732	Consumer credit reporting agencies, mercantile reporting agencies, and adjustment and collection agencies	5	4 264	1 588	360	79
733	Mailing, reproduction, commercial art and photography, and stenographic services	21	3 935	1 203	266	83
734	Services to dwellings and other buildings	30	6 910	2 774	626	345
735	Miscellaneous equipment rental and leasing	11	5 377	1 061	381	76
736	Personnel supply services	20	(D)	(D)	(D)	GG
737	Computer programming, data processing, and other computer related services	34	20 741	9 545	2 205	358
7371, 2, 3	Computer programming, prepackaged software, and integrated systems	18	12 122	4 972	1 227	165
7374, 5, 6	Data processing services	9	7 107	4 012	831	168
7377, 8, 9	Computer rental and leasing, maintenance, and related services, n.e.c.	7	1 512	561	147	25
738	Miscellaneous business services	47	(D)	(D)	(D)	EE
75	Automotive repair, services, and parking	58	15 317	3 759	882	266
751	Automotive rental and leasing, without drivers	4	(D)	(D)	(D)	BB
752	Automobile parking	8	(D)	(D)	(D)	BB
753	Automotive repair shops	37	10 079	2 855	668	180
7532	Top, body, and upholstery repair shops and paint shops	8	3 359	993	228	58
7538	General automotive repair shops	15	2 719	710	175	52
7533, 4, 6, 7, 9	Other automotive repair shops	14	4 001	1 152	265	70
754	Automotive services, except repair	9	1 189	361	83	38
76	Miscellaneous repair services	27	7 772	1 934	459	109
762	Electrical repair shops	9	3 125	742	167	33
7622	Radio and television repair shops	1	(D)	(D)	(D)	AA
7623, 9	Other electrical and electronic repair shops	8	(D)	(D)	(D)	BB
763	Watch, clock, and jewelry repair	—	—	—	—	—
764	Reupholstery and furniture repair	4	496	60	19	9
769	Miscellaneous repair and related services	14	4 151	1 132	273	67
78, 79, 84	Amusement and recreation services, including motion pictures and museums	48	14 197	3 116	726	404
781, 2	Motion picture production, distribution, and services	—	—	—	—	—
783	Motion picture theaters	2	(D)	(D)	(D)	BB
784	Video tape rental	4	(D)	(D)	(D)	BB
792	Theatrical producers (except motion picture), bands, orchestras, and entertainers	2	(D)	(D)	(D)	BB
793	Bowling centers	4	(D)	(D)	(D)	BB
79 ex. 792, 3, 84	Commercial sports and other amusement and recreation services, including museums	36	7 261	1 907	419	217
80	Health services	288	194 804	98 332	20 698	2 768
801	Offices and clinics of doctors of medicine	162	114 084	65 732	13 314	1 087
802	Offices and clinics of dentists	51	18 823	7 622	1 777	290
803	Offices and clinics of doctors of osteopathy	2	(D)	(D)	(D)	AA
804	Offices and clinics of other health practitioners	39	(D)	(D)	(D)	CC
805	Nursing and personal care facilities	4	14 341	6 009	1 391	499
806	Hospitals	—	—	—	—	—
807, 8, 9	Other health services	30	(D)	(D)	(D)	FF
81	Legal services	143	72 428	35 346	6 033	861
823, 4, 9	Selected educational services	13	1 487	594	156	29

FL-94 FLORIDA

SERVICE INDUSTRIES—GEOGRAPHIC AREA SERIES

Table 5. Summary Statistics for Firms Subject to Federal Income Tax for Places With 350 Establishments or More: 1992 — Con.

[Includes only establishments with payroll. For meaning of abbreviations and symbols, see introductory text. For explanation of terms and comparability of 1987 and 1992 censuses, see appendix A. For information on geographic areas followed by ▲, see appendix F]

SIC code	Geographic area and kind of business or operation	Establishments (number)	Receipts (\$1,000)	Annual payroll (\$1,000)	First-quarter payroll (\$1,000)	Paid employees for pay period including March 12 (number)
PENSACOLA—Con.						
83	Social services	36	5 294	2 673	560	330
835	Child day care services	23	3 248	1 545	352	230
832, 3, 6, 9	Other social services	13	2 046	1 128	208	100
87 ex. 8733	Engineering, accounting, research, management, and related services (except noncommercial research organizations)	153	70 583	27 589	6 059	1 153
871	Engineering, architectural, and surveying services	59	24 543	10 066	2 228	364
872	Accounting, auditing, and bookkeeping services	61	26 229	10 276	2 215	466
873 ex. 8733	Research, development, and testing services (except noncommercial research organizations)	7	(D)	(D)	(D)	CC
874	Management and public relations services	26	(D)	(D)	(D)	CC
89	Services, n.e.c.	6	(D)	(D)	(D)	BB
PINELLAS PARK						
	Total	356	138 221	57 167	12 848	3 417
70 ex. 704	Hotels, rooming houses, camps, and other lodging places (except membership lodging)	5	(D)	(D)	(D)	BB
7011	Hotels and motels	3	2 352	516	113	81
7011 pt.	Hotels	—	—	—	—	—
7011 pt.	Motels, motor hotels, and tourist courts	3	2 352	516	113	81
702, 3	Other lodging places	2	(D)	(D)	(D)	AA
72	Personal services	34	4 956	1 971	492	168
721	Laundry, cleaning, and garment services	7	1 989	934	225	73
7211	Power laundries, family and commercial*	—	—	—	—	—
7213	Linen supply*	—	—	—	—	—
7215	Coin-operated laundries and drycleaning	—	—	—	—	—
7216	Drycleaning plants, except rug cleaning*	1	(D)	(D)	(D)	AA
7217	Carpet and upholstery cleaning	4	(D)	(D)	(D)	BB
7218	Industrial laundriers*	—	—	—	—	—
7212, 9	Other laundry, cleaning, and garment services*	2	(D)	(D)	(D)	BB
722	Photographic studios, portrait	1	(D)	(D)	(D)	AA
723, 4	Beauty and barber shops	20	1 800	782	198	73
723	Beauty shops	20	1 800	782	198	73
724	Barber shops	—	—	—	—	—
725	Shoe repair shops and shoeshine parlors	1	(D)	(D)	(D)	AA
726	Funeral service and crematories	1	(D)	(D)	(D)	AA
729	Miscellaneous personal services	4	(D)	(D)	(D)	AA
73	Business services	82	47 797	24 500	5 675	1 555
731	Advertising	1	(D)	(D)	(D)	AA
732	Consumer credit reporting agencies, mercantile reporting agencies, and adjustment and collection agencies	1	(D)	(D)	(D)	AA
733	Mailing, reproduction, commercial art and photography, and stenographic services	5	604	101	27	11
734	Services to dwellings and other buildings	16	3 700	1 580	399	127
735	Miscellaneous equipment rental and leasing	8	3 431	502	123	27
736	Personnel supply services	18	13 908	10 302	2 188	809
737	Computer programming, data processing, and other computer related services	12	(D)	(D)	(D)	EE
7371, 2, 3	Computer programming, prepackaged software, and integrated systems	8	(D)	(D)	(D)	CC
7374, 5, 6	Data processing services	3	(D)	(D)	(D)	BB
7377, 8, 9	Computer rental and leasing, maintenance, and related services, n.e.c.	1	(D)	(D)	(D)	AA
738	Miscellaneous business services	21	(D)	(D)	(D)	EE
75	Automotive repair, services, and parking	59	15 709	4 238	1 057	270
751	Automotive rental and leasing, without drivers	3	723	110	29	7
752	Automobile parking	—	—	—	—	—
753	Automotive repair shops	44	12 414	3 353	777	183
7532	Top, body, and upholstery repair shops and paint shops	15	4 896	1 364	309	77
7538	General automotive repair shops	25	6 201	1 727	399	92
7533, 4, 6, 7, 9	Other automotive repair shops	4	1 317	262	69	14
754	Automotive services, except repair	12	2 572	775	251	80
76	Miscellaneous repair services	29	4 020	1 109	264	70
762	Electrical repair shops	12	1 928	509	108	26
7622	Radio and television repair shops	1	(D)	(D)	(D)	AA
7623, 9	Other electrical and electronic repair shops	11	(D)	(D)	(D)	BB
763	Watch, clock, and jewelry repair	—	—	—	—	—
764	Reupholstery and furniture repair	3	137	33	7	3
769	Miscellaneous repair and related services	14	1 955	567	149	41

Table 5. Summary Statistics for Firms Subject to Federal Income Tax for Places With 350 Establishments or More: 1992 — Con.

[Includes only establishments with payroll. For meaning of abbreviations and symbols, see introductory text. For explanation of terms and comparability of 1987 and 1992 censuses, see appendix A. For information on geographic areas followed by ▲, see appendix F]

SIC code	Geographic area and kind of business or operation	Establishments (number)	Receipts (\$1,000)	Annual payroll (\$1,000)	First-quarter payroll (\$1,000)	Paid employees for pay period including March 12 (number)
PINELLAS PARK—Con.						
78, 79, 84	Amusement and recreation services, including motion pictures and museums	15	7 202	1 774	404	189
781, 2	Motion picture production, distribution, and services	—	—	—	—	—
783	Motion picture theaters	3	(D)	(D)	(D)	BB
784	Video tape rental	2	(D)	(D)	(D)	AA
792	Theatrical producers (except motion picture), bands, orchestras, and entertainers	2	(D)	(D)	(D)	BB
793	Bowling centers	—	—	—	—	—
79 ex. 792, 3; 84	Commercial sports and other amusement and recreation services, including museums	8	3 747	964	197	88
80	Health services	68	36 409	15 981	3 455	693
801	Offices and clinics of doctors of medicine	8	2 047	854	153	38
802	Offices and clinics of dentists	6	3 793	1 718	451	61
803	Offices and clinics of doctors of osteopathy	16	9 002	4 849	1 112	117
804	Offices and clinics of other health practitioners	19	4 340	1 833	268	58
805	Nursing and personal care facilities	3	10 006	3 376	715	205
806	Hospitals	—	—	—	—	—
807, 8, 9	Other health services	16	7 221	3 351	756	214
81	Legal services	6	2 088	532	118	19
823, 4, 9	Selected educational services	3	(D)	(D)	(D)	AA
83	Social services	15	4 947	2 013	497	182
835	Child day care services	11	(D)	(D)	(D)	BB
832, 3, 6, 9	Other social services	4	(D)	(D)	(D)	BB
87 ex. 8733	Engineering, accounting, research, management, and related services (except noncommercial research organizations)	39	10 382	4 284	716	163
871	Engineering, architectural, and surveying services	12	3 235	1 709	319	57
872	Accounting, auditing, and bookkeeping services	22	(D)	(D)	(D)	BB
873 ex. 8733	Research, development, and testing services (except noncommercial research organizations)	1	(D)	(D)	(D)	AA
874	Management and public relations services	4	(D)	(D)	(D)	BB
89	Services, n.e.c.	1	(D)	(D)	(D)	AA
PLANTATION						
	Total	1 152	689 556	248 945	56 025	10 347
70 ex. 704	Hotels, rooming houses, camps, and other lodging places (except membership lodging)	6	18 031	4 701	1 714	397
7011	Hotels and motels	6	18 031	4 701	1 714	397
7011 pt.	Hotels	4	(D)	(D)	(D)	EE
7011 pt.	Motels, motor hotels, and tourist courts	2	(D)	(D)	(D)	AA
702, 3	Other lodging places	—	—	—	—	—
72	Personal services	88	17 289	5 862	1 446	480
721	Laundry, cleaning, and garment services	18	2 758	863	215	68
7211	Power laundries, family and commercial*	—	—	—	—	—
7213	Linen supply*	—	—	—	—	—
7215	Coin-operated laundries and drycleaning	3	(D)	(D)	(D)	AA
7216	Drycleaning plants, except rug cleaning*	11	1 934	673	171	56
7217	Carpet and upholstery cleaning	2	(D)	(D)	(D)	AA
7218	Industrial launderers*	—	—	—	—	—
7212, 9	Other laundry, cleaning, and garment services*	2	(D)	(D)	(D)	AA
722	Photographic studios, portrait	5	1 751	396	76	28
723, 4	Beauty and barber shops	48	8 668	3 734	941	314
723	Beauty shops	47	(D)	(D)	(D)	EE
724	Barber shops	1	(D)	(D)	(D)	AA
725	Shoe repair shops and shoeshine parlors	3	274	43	12	4
726	Funeral service and crematories	1	(D)	(D)	(D)	AA
729	Miscellaneous personal services	13	(D)	(D)	(D)	BB
73	Business services	214	99 481	30 703	6 768	2 212
731	Advertising	15	13 315	4 029	898	775
732	Consumer credit reporting agencies, mercantile reporting agencies, and adjustment and collection agencies	5	3 672	1 685	424	65
733	Mailing, reproduction, commercial art and photography, and stenographic services	24	3 453	1 009	215	48
734	Services to dwellings and other buildings	40	10 862	4 585	1 138	384
735	Miscellaneous equipment rental and leasing	11	2 887	968	188	38
736	Personnel supply services	15	8 375	5 476	1 244	499
737	Computer programming, data processing, and other computer related services	39	20 542	7 515	1 564	190
7371, 2, 3	Computer programming, prepackaged software, and integrated systems	27	(D)	(D)	(D)	CC
7374, 5, 6	Data processing services	3	(D)	(D)	(D)	AA
7377, 8, 9	Computer rental and leasing, maintenance, and related services, n.e.c.	9	(D)	(D)	(D)	BB
738	Miscellaneous business services	65	36 375	5 436	1 097	213

Table 5. Summary Statistics for Firms Subject to Federal Income Tax for Places With 350 Establishments or More: 1992 — Con.

[Includes only establishments with payroll. For meaning of abbreviations and symbols, see introductory text. For explanation of terms and comparability of 1987 and 1992 censuses, see appendix A. For information on geographic areas followed by ▲, see appendix F]

SIC code	Geographic area and kind of business or operation	Establishments (number)	Receipts (\$1,000)	Annual payroll (\$1,000)	First-quarter payroll (\$1,000)	Paid employees for pay period including March 12 (number)
PLANTATION—Con.						
75	Automotive repair, services, and parking	32	15 508	3 788	894	241
751	Automotive rental and leasing, without drivers	1	(D)	(D)	(D)	BB
752	Automobile parking	—	—	—	—	—
753	Automotive repair shops	27	(D)	(D)	(D)	BB
7532	Top, body, and upholstery repair shops and paint shops	3	(D)	(D)	(D)	AA
7538	General automotive repair shops	15	4 110	1 093	277	48
7533, 4, 6, 7, 9	Other automotive repair shops	9	2 350	444	106	31
754	Automotive services, except repair	4	(D)	(D)	(D)	BB
76	Miscellaneous repair services	29	4 797	1 270	274	62
762	Electrical repair shops	8	2 157	776	177	33
7622	Radio and television repair shops	3	(D)	(D)	(D)	AA
7623, 9	Other electrical and electronic repair shops	5	(D)	(D)	(D)	BB
763	Watch, clock, and jewelry repair	1	(D)	(D)	(D)	AA
764	Reupholstery and furniture repair	1	(D)	(D)	(D)	AA
769	Miscellaneous repair and related services	19	(D)	(D)	(D)	BB
78, 79, 84	Amusement and recreation services, including motion pictures and museums	44	18 356	4 433	1 016	319
781, 2	Motion picture production, distribution, and services	5	(D)	(D)	(D)	BB
783	Motion picture theaters	4	(D)	(D)	(D)	BB
784	Video tape rental	5	3 868	1 064	213	41
792	Theatrical producers (except motion picture), bands, orchestras, and entertainers	7	1 995	564	155	16
793	Bowling centers	1	(D)	(D)	(D)	BB
79 ex. 792, 3; 84	Commercial sports and other amusement and recreation services, including museums	22	5 868	1 541	346	118
80	Health services	446	420 617	159 139	35 942	4 892
801	Offices and clinics of doctors of medicine	228	140 340	68 741	15 052	1 371
802	Offices and clinics of dentists	88	35 204	14 166	3 105	525
803	Offices and clinics of doctors of osteopathy	11	3 580	1 742	331	29
804	Offices and clinics of other health practitioners	74	20 923	6 492	1 122	248
805	Nursing and personal care facilities	6	14 238	5 678	1 410	344
806	Hospitals	3	175 193	53 933	13 180	2 056
807, 8, 9	Other health services	36	31 139	8 387	1 742	319
81	Legal services	70	16 942	7 198	1 424	201
823, 4, 9	Selected educational services	9	4 465	1 783	680	261
83	Social services	26	6 251	2 532	592	218
835	Child day care services	11	2 949	1 104	239	106
832, 3, 6, 9	Other social services	15	3 302	1 428	353	112
87 ex. 8733	Engineering, accounting, research, management, and related services (except noncommercial research organizations)	182	65 824	26 679	5 097	1 040
871	Engineering, architectural, and surveying services	32	26 586	9 373	1 990	254
872	Accounting, auditing, and bookkeeping services	84	19 385	9 659	2 111	513
873 ex. 8733	Research, development, and testing services (except noncommercial research organizations)	7	2 128	623	169	31
874	Management and public relations services	59	17 725	7 024	827	242
89	Services, n.e.c.	6	1 995	857	178	24
POMPANO BEACH						
	Total	934	565 146	191 289	44 004	9 090
70 ex. 704	Hotels, rooming houses, camps, and other lodging places (except membership lodging)	35	(D)	(D)	(D)	FF
7011	Hotels and motels	34	32 678	9 824	3 028	956
7011 pt.	Hotels	16	27 804	8 940	2 709	806
7011 pt.	Motels, motor hotels, and tourist courts	18	4 874	884	319	150
702, 3	Other lodging places	1	(D)	(D)	(D)	AA
72	Personal services	91	16 097	5 097	1 272	428
721	Laundry, cleaning, and garment services	25	5 275	1 742	400	112
7211	Power laundries, family and commercial*	1	(D)	(D)	(D)	AA
7213	Linen supply*	1	(D)	(D)	(D)	AA
7215	Coin-operated laundries and drycleaning	3	(D)	(D)	(D)	AA
7216	Drycleaning plants, except rug cleaning*	14	1 545	443	103	44
7217	Carpet and upholstery cleaning	3	(D)	(D)	(D)	AA
7218	Industrial launderers*	1	(D)	(D)	(D)	BB
7212, 9	Other laundry, cleaning, and garment services*	2	(D)	(D)	(D)	AA
722	Photographic studios, portrait	2	(D)	(D)	(D)	AA
723, 4	Beauty and barber shops	48	5 495	2 279	644	237
723	Beauty shops	46	(D)	(D)	(D)	CC
724	Barber shops	2	(D)	(D)	(D)	AA
725	Shoe repair shops and shoeshine parlors	2	(D)	(D)	(D)	AA
726	Funeral service and crematories	3	(D)	(D)	(D)	BB
729	Miscellaneous personal services	11	2 855	573	104	43

Table 5. Summary Statistics for Firms Subject to Federal Income Tax for Places With 350 Establishments or More: 1992 — Con.

[Includes only establishments with payroll. For meaning of abbreviations and symbols, see introductory text. For explanation of terms and comparability of 1987 and 1992 censuses, see appendix A. For information on geographic areas followed by ▲, see appendix F]

SIC code	Geographic area and kind of business or operation	Establishments (number)	Receipts (\$1,000)	Annual payroll (\$1,000)	First-quarter payroll (\$1,000)	Paid employees for pay period including March 12 (number)
POMPANO BEACH—Con.						
73	Business services	196	118 780	42 183	9 643	2 518
731	Advertising	10	15 162	2 743	572	64
732	Consumer credit reporting agencies, mercantile reporting agencies, and adjustment and collection agencies	3	1 020	311	61	14
733	Mailing, reproduction, commercial art and photography, and stenographic services	23	7 652	2 322	356	174
734	Services to dwellings and other buildings	35	19 576	9 648	2 309	794
735	Miscellaneous equipment rental and leasing	23	16 531	3 511	887	162
736	Personnel supply services	13	7 412	4 782	1 014	212
737	Computer programming, data processing, and other computer related services	29	25 076	8 660	1 981	233
7371, 2, 3	Computer programming, prepackaged software, and integrated systems	18	20 719	7 354	1 610	168
7374, 5, 6	Data processing services	3	(D)	(D)	(D)	BB
7377, 8, 9	Computer rental and leasing, maintenance, and related services, n.e.c.	8	(D)	(D)	(D)	BB
738	Miscellaneous business services	60	26 351	10 206	2 463	865
75	Automotive repair, services, and parking	113	51 615	11 892	2 817	561
751	Automotive rental and leasing, without drivers	11	21 049	3 501	821	153
752	Automobile parking	—	—	—	—	—
753	Automotive repair shops	96	27 548	7 321	1 797	347
7532	Top, body, and upholstery repair shops and paint shops	31	7 182	1 927	423	115
7538	General automotive repair shops	49	15 760	4 104	1 080	177
7533, 4, 6, 7, 9	Other automotive repair shops	16	4 606	1 290	294	55
754	Automotive services, except repair	6	3 018	1 070	199	61
76	Miscellaneous repair services	74	60 797	18 179	3 992	661
762	Electrical repair shops	18	25 611	9 686	2 220	327
7622	Radio and television repair shops	5	2 155	773	216	36
7623, 9	Other electrical and electronic repair shops	13	23 456	8 913	2 004	291
763	Watch, clock, and jewelry repair	2	(D)	(D)	(D)	AA
764	Reupholstery and furniture repair	6	927	209	49	16
769	Miscellaneous repair and related services	48	(D)	(D)	(D)	EE
78, 79, 84	Amusement and recreation services, including motion pictures and museums	51	62 345	7 440	2 218	706
781, 2	Motion picture production, distribution, and services	4	(D)	(D)	(D)	BB
783	Motion picture theaters	—	—	—	—	—
784	Video tape rental	7	(D)	(D)	(D)	BB
792	Theatrical producers (except motion picture), bands, orchestras, and entertainers	2	(D)	(D)	(D)	AA
793	Bowling centers	1	(D)	(D)	(D)	BB
79 ex. 792, 3; 84	Commercial sports and other amusement and recreation services, including museums	37	27 634	5 632	1 743	593
80	Health services	172	152 911	67 209	15 028	2 292
801	Offices and clinics of doctors of medicine	66	56 223	27 966	5 543	497
802	Offices and clinics of dentists	47	19 717	8 205	1 961	263
803	Offices and clinics of doctors of osteopathy	5	1 659	359	90	16
804	Offices and clinics of other health practitioners	35	9 627	2 737	651	105
805	Nursing and personal care facilities	1	(D)	(D)	(D)	BB
806	Hospitals	1	(D)	(D)	(D)	FF
807, 8, 9	Other health services	17	(D)	(D)	(D)	FF
81	Legal services	61	13 495	5 787	1 252	166
823, 4, 9	Selected educational services	4	995	57	10	5
83	Social services	29	7 240	2 085	471	204
835	Child day care services	15	2 084	906	213	91
832, 3, 6, 9	Other social services	14	5 156	1 179	258	113
87 ex. 8733	Engineering, accounting, research, management, and related services (except noncommercial research organizations)	98	38 851	17 498	3 753	557
871	Engineering, architectural, and surveying services	24	12 566	6 570	1 421	188
872	Accounting, auditing, and bookkeeping services	36	(D)	(D)	(D)	CC
873 ex. 8733	Research, development, and testing services (except noncommercial research organizations)	2	(D)	(D)	(D)	AA
874	Management and public relations services	36	15 296	4 738	1 048	190
89	Services, n.e.c.	10	(D)	(D)	(D)	BB

Table 5. Summary Statistics for Firms Subject to Federal Income Tax for Places With 350 Establishments or More: 1992 — Con.

[Includes only establishments with payroll. For meaning of abbreviations and symbols, see introductory text. For explanation of terms and comparability of 1987 and 1992 censuses, see appendix A. For information on geographic areas followed by ▲, see appendix F]

SIC code	Geographic area and kind of business or operation	Establishments (number)	Receipts (\$1,000)	Annual payroll (\$1,000)	First-quarter payroll (\$1,000)	Paid employees for pay period including March 12 (number)
PORT ST. LUCIE						
	Total	381	216 602	76 192	17 647	3 910
70 ex. 704	Hotels, rooming houses, camps, and other lodging places (except membership lodging)	3	(D)	(D)	(D)	FF
7011	Hotels and motels	3	(D)	(D)	(D)	FF
7011 pt.	Hotels	2	(D)	(D)	(D)	FF
7011 pt.	Motels, motor hotels, and tourist courts	1	(D)	(D)	(D)	AA
702, 3	Other lodging places	—	—	—	—	—
72	Personal services	37	(D)	(D)	(D)	CC
721	Laundry, cleaning, and garment services	7	516	84	19	10
7211	Power laundries, family and commercial*	—	—	—	—	—
7213	Linen supply*	—	—	—	—	—
7215	Coin-operated laundries and drycleaning	1	(D)	(D)	(D)	AA
7216	Drycleaning plants, except rug cleaning*	2	(D)	(D)	(D)	AA
7217	Carpet and upholstery cleaning	3	(D)	(D)	(D)	AA
7218	Industrial laundriers*	—	—	—	—	—
7212, 9	Other laundry, cleaning, and garment services*	1	(D)	(D)	(D)	AA
722	Photographic studios, portrait	2	(D)	(D)	(D)	AA
723, 4	Beauty and barber shops	23	2 436	1 146	312	116
723	Beauty shops	23	2 436	1 146	312	116
724	Barber shops	—	—	—	—	—
725	Shoe repair shops and shoeshine parlors	—	—	—	—	—
726	Funeral service and crematories	1	(D)	(D)	(D)	AA
729	Miscellaneous personal services	4	845	211	30	13
73	Business services	67	17 351	7 562	1 870	503
731	Advertising	4	2 008	516	125	27
732	Consumer credit reporting agencies, mercantile reporting agencies, and adjustment and collection agencies	1	(D)	(D)	(D)	AA
733	Mailing, reproduction, commercial art and photography, and stenographic services	5	(D)	(D)	(D)	AA
734	Services to dwellings and other buildings	20	5 034	1 694	410	109
735	Miscellaneous equipment rental and leasing	8	(D)	(D)	(D)	BB
736	Personnel supply services	9	4 300	3 107	788	227
737	Computer programming, data processing, and other computer related services	4	(D)	(D)	(D)	AA
7371, 2, 3	Computer programming, prepackaged software, and integrated systems	2	(D)	(D)	(D)	AA
7374, 5, 6	Data processing services	1	(D)	(D)	(D)	AA
7377, 8, 9	Computer rental and leasing, maintenance, and related services, n.e.c.	1	(D)	(D)	(D)	AA
738	Miscellaneous business services	16	2 639	1 001	231	81
75	Automotive repair, services, and parking	26	7 950	1 802	427	91
751	Automotive rental and leasing, without drivers	1	(D)	(D)	(D)	AA
752	Automobile parking	—	—	—	—	—
753	Automotive repair shops	19	5 091	1 197	279	58
7532	Top, body, and upholstery repair shops and paint shops	4	(D)	(D)	(D)	AA
7538	General automotive repair shops	11	3 991	989	233	41
7533, 4, 6, 7, 9	Other automotive repair shops	4	(D)	(D)	(D)	AA
754	Automotive services, except repair	6	(D)	(D)	(D)	BB
76	Miscellaneous repair services	15	(D)	(D)	(D)	BB
762	Electrical repair shops	5	2 808	933	152	35
7622	Radio and television repair shops	1	(D)	(D)	(D)	AA
7623, 9	Other electrical and electronic repair shops	4	(D)	(D)	(D)	BB
763	Watch, clock, and jewelry repair	—	—	—	—	—
764	Reupholstery and furniture repair	1	(D)	(D)	(D)	AA
769	Miscellaneous repair and related services	9	1 212	269	73	21
78, 79, 84	Amusement and recreation services, including motion pictures and museums	21	9 130	2 953	764	241
781, 2	Motion picture production, distribution, and services	—	—	—	—	—
783	Motion picture theaters	1	(D)	(D)	(D)	AA
784	Video tape rental	7	1 772	281	87	34
792	Theatrical producers (except motion picture), bands, orchestras, and entertainers	1	(D)	(D)	(D)	BB
793	Bowling centers	1	(D)	(D)	(D)	BB
79 ex. 792, 3, 84	Commercial sports and other amusement and recreation services, including museums	11	(D)	(D)	(D)	CC
80	Health services	130	137 339	50 346	11 330	1 956
801	Offices and clinics of doctors of medicine	58	42 908	22 278	4 848	447
802	Offices and clinics of dentists	20	(D)	(D)	(D)	CC
803	Offices and clinics of doctors of osteopathy	3	(D)	(D)	(D)	BB
804	Offices and clinics of other health practitioners	26	6 278	1 450	416	101
805	Nursing and personal care facilities	2	(D)	(D)	(D)	EE
806	Hospitals	1	(D)	(D)	(D)	FF
807, 8, 9	Other health services	20	(D)	(D)	(D)	EE
81	Legal services	18	(D)	(D)	(D)	BB
823, 4, 9	Selected educational services	—	—	—	—	—

Table 5. Summary Statistics for Firms Subject to Federal Income Tax for Places With 350 Establishments or More: 1992 — Con.

[Includes only establishments with payroll. For meaning of abbreviations and symbols, see introductory text. For explanation of terms and comparability of 1987 and 1992 censuses, see appendix A. For information on geographic areas followed by ▲, see appendix F]

SIC code	Geographic area and kind of business or operation	Establishments (number)	Receipts (\$1,000)	Annual payroll (\$1,000)	First-quarter payroll (\$1,000)	Paid employees for pay period including March 12 (number)
PORT ST. LUCIE — Con.						
83	Social services	16	3 018	1 205	298	121
835	Child day care services	13	2 604	969	235	112
832, 3, 6, 9	Other social services	3	414	236	63	9
87 ex. 8733	Engineering, accounting, research, management, and related services (except noncommercial research organizations)	47	(D)	(D)	(D)	CC
871	Engineering, architectural, and surveying services	21	(D)	(D)	(D)	BB
872	Accounting, auditing, and bookkeeping services	18	1 519	386	80	27
873 ex. 8733	Research, development, and testing services (except noncommercial research organizations)	2	(D)	(D)	(D)	AA
874	Management and public relations services	6	671	258	137	25
89	Services, n.e.c.	1	(D)	(D)	(D)	AA
ST. PETERSBURG						
	Total	2 417	1 254 495	523 550	118 242	23 786
70 ex. 704	Hotels, rooming houses, camps, and other lodging places (except membership lodging)	55	28 994	9 446	2 310	1 183
7011	Hotels and motels	47	28 124	9 287	2 285	1 171
7011 pt.	Hotels	21	21 938	8 300	1 967	970
7011 pt.	Hotels, 25 guestrooms or more	18	(D)	(D)	(D)	FF
7011 pt.	Hotels, less than 25 guestrooms	3	(D)	(D)	(D)	BB
7011 pt.	Motels, motor hotels, and tourist courts	26	6 186	987	318	201
7011 pt.	Motels, tourist courts	25	(D)	(D)	(D)	CC
7011 pt.	Motor hotels	1	(D)	(D)	(D)	BB
702, 3	Other lodging places	8	870	159	25	12
702	Rooming and boarding houses	6	(D)	(D)	(D)	AA
703	Camps and recreational vehicle parks	2	(D)	(D)	(D)	AA
72	Personal services	225	43 790	16 587	4 086	1 371
721	Laundry, cleaning, and garment services	66	15 730	5 144	1 207	403
7211	Power laundries, family and commercial*	5	(D)	(D)	(D)	BB
7213	Linen supply*	2	(D)	(D)	(D)	CC
7215	Coin-operated laundries and drycleaning	15	1 073	212	46	27
7216	Drycleaning plants, except rug cleaning*	30	6 123	2 277	534	199
7217	Carpet and upholstery cleaning	9	1 226	306	54	15
7218	Industrial launderers*	—	—	—	—	—
7212, 9	Other laundry, cleaning, and garment services*	5	(D)	(D)	(D)	BB
7212	Garment pressing, and agents for laundries and drycleaners	3	385	87	16	13
7219	Laundry and garment services, n.e.c.*	2	(D)	(D)	(D)	AA
722	Photographic studios, portrait	13	2 097	475	113	54
723, 4	Beauty and barber shops	111	15 109	7 352	1 827	585
723	Beauty shops	107	(D)	(D)	(D)	FF
724	Barber shops	4	(D)	(D)	(D)	BB
725	Shoe repair shops and shoeshine parlors	2	(D)	(D)	(D)	AA
726	Funeral service and crematories	14	6 160	2 190	524	93
729	Miscellaneous personal services	19	(D)	(D)	(D)	CC
7291	Tax return preparation services	6	(D)	(D)	(D)	CC
7299	Miscellaneous personal services, n.e.c.	13	(D)	(D)	(D)	BB
73	Business services	374	187 504	79 797	19 926	6 416
731	Advertising	31	19 072	5 191	1 374	187
7311	Advertising agencies	24	14 842	4 108	995	139
7312	Outdoor advertising services	1	(D)	(D)	(D)	AA
7313	Radio, television, publishers' advertising representatives	3	(D)	(D)	(D)	BB
7319	Advertising, n.e.c.	3	(D)	(D)	(D)	AA
732	Consumer credit reporting agencies, mercantile reporting agencies, and adjustment and collection agencies	9	3 526	1 372	364	66
7322	Adjustment and collection services	8	(D)	(D)	(D)	BB
7323	Credit reporting services	1	(D)	(D)	(D)	AA
733	Mailing, reproduction, commercial art and photography, and stenographic services	43	19 628	6 262	1 573	262
7331	Direct mail advertising services	6	11 633	2 323	610	97
7334	Photocopying and duplicating services	4	662	175	52	12
7335, 6	Commercial photography, art, and graphics	14	1 957	501	119	27
7335	Commercial photography	4	510	128	22	4
7336	Commercial art and graphic design	10	1 447	373	97	23
7338	Secretarial and court reporting services	19	5 376	3 263	792	126
734	Services to dwellings and other buildings	81	14 725	5 686	1 376	592
7342	Disinfecting and pest control services	29	8 651	3 299	799	183
7349	Building cleaning and maintenance services, n.e.c.	52	6 074	2 387	577	409
735	Miscellaneous equipment rental and leasing	28	8 824	2 546	654	124
7352	Medical equipment rental and leasing	4	(D)	(D)	(D)	BB
7353	Heavy construction equipment rental and leasing	1	(D)	(D)	(D)	AA
7359	Equipment rental and leasing, n.e.c.	23	7 784	1 858	462	102
736	Personnel supply services	32	23 902	16 926	4 359	3 011
7361	Employment agencies	10	1 547	721	177	34
7363	Help supply services	22	22 355	16 205	4 182	2 977
7363 pt.	Temporary help supply	19	(D)	(D)	(D)	HH
7363 pt.	Help supply, except temporary	3	(D)	(D)	(D)	BB

Table 5. Summary Statistics for Firms Subject to Federal Income Tax for Places With 350 Establishments or More: 1992 — Con.

[Includes only establishments with payroll. For meaning of abbreviations and symbols, see introductory text. For explanation of terms and comparability of 1987 and 1992 censuses, see appendix A. For information on geographic areas followed by ▲, see appendix F]

SIC code	Geographic area and kind of business or operation	Establishments (number)	Receipts (\$1,000)	Annual payroll (\$1,000)	First-quarter payroll (\$1,000)	Paid employees for pay period including March 12 (number)
ST. PETERSBURG—Con.						
73	Business services—Con.					
737	Computer programming, data processing, and other computer related services -----	61	36 347	16 629	3 669	708
7371, 2, 3	Computer programming, prepackaged software, and integrated systems -----	43	12 522	4 738	1 015	175
7371	Computer programming services -----	31	6 514	2 571	470	84
7372	Prepackaged software -----	5	1 733	423	109	19
7373	Computer integrated systems -----	7	4 275	1 744	436	72
7374, 5, 6	Data processing services -----	10	22 862	11 577	2 555	511
7374, 5	Computer processing, information retrieval -----	10	22 862	11 577	2 555	511
7376	Computer facilities management services -----	—	—	—	—	—
7377, 8, 9	Computer rental and leasing, maintenance, and related services, n.e.c. -----	8	963	314	99	22
7377	Computer rental and leasing -----	1	(D)	(D)	(D)	AA
7378	Computer maintenance and repair -----	3	(D)	(D)	(D)	BB
7379	Computer related services, n.e.c. -----	4	219	71	12	2
738	Miscellaneous business services -----	89	61 480	25 185	6 557	1 466
7381, 2	Detective agencies and protective services -----	19	10 610	5 008	1 435	427
7381	Detective, guard, and armored car services -----	17	(D)	(D)	(D)	EE
7382	Security systems services -----	2	(D)	(D)	(D)	BB
7383	News syndicates -----	—	—	—	—	—
7384	Photofinishing laboratories* -----	7	4 014	892	210	70
7389	Business services, n.e.c. -----	63	46 856	19 285	4 912	969
7389 pt.	Sign painting shops -----	3	149	32	9	3
7389 pt.	Interior designing -----	10	4 031	1 182	311	42
7389 pt.	Telephone answering services -----	5	1 877	827	187	85
7389 pt.	Other business services -----	45	40 799	17 244	4 405	839
75	Automotive repair, services, and parking -----	144	43 995	11 855	2 867	684
751	Automotive rental and leasing, without drivers -----	6	(D)	(D)	(D)	AA
7513	Truck rental and leasing, without drivers -----	2	(D)	(D)	(D)	AA
7514, 5	Passenger car rental and leasing -----	3	(D)	(D)	(D)	AA
7514	Passenger car rental -----	2	(D)	(D)	(D)	AA
7515	Passenger car leasing -----	1	(D)	(D)	(D)	AA
7519	Utility trailer and recreational vehicle rental -----	1	(D)	(D)	(D)	AA
752	Automobile parking -----	7	(D)	(D)	(D)	BB
753	Automotive repair shops -----	108	33 388	8 974	2 142	459
7532	Top, body, and upholstery repair shops and paint shops -----	27	6 395	1 811	457	101
7532 pt.	Top and body repair shops -----	23	5 664	1 596	408	90
7532 pt.	Paint shops -----	4	731	215	49	11
7538	General automotive repair shops -----	59	17 905	4 283	998	224
7538 pt.	General automotive repair shops, except diesel -----	56	17 240	4 110	951	214
7538 pt.	Diesel repair shops -----	3	665	173	47	10
7533, 4, 6, 7, 9	Other automotive repair shops -----	22	9 088	2 880	687	134
7533	Automotive exhaust system repair shops -----	4	(D)	(D)	(D)	BB
7534	Tire retreading and repair shops -----	—	—	—	—	—
7536	Automotive glass replacement shops -----	4	1 482	510	123	29
7537	Automotive transmission repair shops -----	7	2 060	720	191	34
7539	Automotive repair shops, n.e.c. -----	7	(D)	(D)	(D)	BB
7539 pt.	Radiator repair -----	—	—	—	—	—
7539 pt.	Brake, front end, and wheel alignment -----	1	(D)	(D)	(D)	AA
7539 pt.	Automotive electrical and fuel system services -----	3	614	234	53	14
7539 pt.	Other automotive repair shops, n.e.c. -----	3	(D)	(D)	(D)	BB
754	Automotive services, except repair -----	23	5 757	2 313	585	184
7542	Carwashes -----	14	3 282	1 462	362	132
7549	Automotive services, except repair and carwashes -----	9	2 475	851	223	52
76	Miscellaneous repair services -----	58	12 727	3 770	907	263
762	Electrical repair shops -----	22	5 864	1 555	365	76
7622	Radio and television repair shops -----	3	126	36	11	3
7623, 9	Other electrical and electronic repair shops -----	19	5 738	1 519	354	73
7623	Refrigeration and air-conditioning service and repair shops -----	5	937	243	52	16
7629	Electrical and electronic repair shops, n.e.c. -----	14	4 801	1 276	302	57
763	Watch, clock, and jewelry repair -----	2	(D)	(D)	(D)	AA
764	Reupholstery and furniture repair -----	5	289	91	28	11
769	Miscellaneous repair and related services -----	29	(D)	(D)	(D)	CC
7692	Welding repair -----	1	(D)	(D)	(D)	AA
7694	Armature rewinding shops -----	2	(D)	(D)	(D)	AA
7699	Repair shops and related services, n.e.c. -----	26	5 695	1 888	447	155
78, 79, 84	Amusement and recreation services, including motion pictures and museums -----	80	46 876	9 526	2 395	667
781, 2	Motion picture production, distribution, and services -----	9	15 898	3 145	934	77
783	Motion picture theaters -----	3	(D)	(D)	(D)	BB
7832	Motion picture theaters, except drive-in -----	3	(D)	(D)	(D)	BB
7833	Drive-in motion picture theaters -----	—	—	—	—	—
784	Video tape rental -----	15	5 512	913	244	94
792	Theatrical producers (except motion picture), bands, orchestras, and entertainers -----	3	(D)	(D)	(D)	BB
7922	Theatrical producers (except motion picture) and miscellaneous theatrical services -----	3	(D)	(D)	(D)	BB
7929	Bands, orchestras, actors, and other entertainers and entertainment groups -----	—	—	—	—	—
793	Bowling centers -----	1	(D)	(D)	(D)	AA

Table 5. Summary Statistics for Firms Subject to Federal Income Tax for Places With 350 Establishments or More: 1992 — Con.

[Includes only establishments with payroll. For meaning of abbreviations and symbols, see introductory text. For explanation of terms and comparability of 1987 and 1992 censuses, see appendix A. For information on geographic areas followed by ▲, see appendix F]

SIC code	Geographic area and kind of business or operation	Establishments (number)	Receipts (\$1,000)	Annual payroll (\$1,000)	First-quarter payroll (\$1,000)	Paid employees for pay period including March 12 (number)
ST. PETERSBURG—Con.						
78, 79, 84	Amusement and recreation services, including motion pictures and museums—Con.					
79 ex. 792, 3, 84	Commercial sports and other amusement and recreation services, including museums	49	18 448	4 699	1 002	359
794	Commercial sports	8	5 377	1 082	244	91
7941	Professional sports clubs, managers, promoters	4	(D)	(D)	(D)	BB
7948	Racing, including track operation	4	(D)	(D)	(D)	BB
79 ex. 792, 3, 4, 84	Other amusement and recreation services, including museums	41	13 071	3 607	758	268
791	Dance studios, schools, and halls	9	1 558	557	122	51
7991	Physical fitness facilities	5	3 101	689	177	61
7992	Public golf courses	—	—	—	—	—
7993	Coin-operated amusement devices	3	761	119	20	6
7996	Amusement parks	—	—	—	—	—
7997	Membership sports and recreation clubs	4	2 189	492	33	16
7999, 84	Amusement and recreation services, including museums, n.e.c. ..	20	5 462	1 750	406	134
7999 pt.	Concession operators of amusement devices and rides	—	—	—	—	—
7999 pt., 84	Carnivals, circuses, and fairs	—	—	—	—	—
	Other recreation and amusements, including museums	20	5 462	1 750	406	134
80	Health services	757	601 994	260 947	56 571	8 856
801	Offices and clinics of doctors of medicine	374	273 819	137 616	27 234	2 568
8011 pt.	Offices of doctors of medicine	361	247 896	131 239	25 629	2 341
8011 pt.	General medical clinics	13	25 923	6 377	1 605	227
802	Offices and clinics of dentists	137	47 986	18 733	4 301	718
803	Offices and clinics of doctors of osteopathy	25	7 155	2 992	669	77
804	Offices and clinics of other health practitioners	111	28 736	11 477	2 369	422
8041	Offices and clinics of chiropractors	50	13 309	5 971	1 266	214
8042	Offices and clinics of optometrists	18	5 080	1 790	298	47
8043	Offices and clinics of podiatrists	13	2 570	900	178	35
8049	Offices and clinics of health practitioners, n.e.c.	30	7 777	2 816	627	126
805	Nursing and personal care facilities	33	77 619	34 674	8 257	2 254
8051	Skilled nursing care facilities	28	76 388	34 327	8 179	2 217
8052	Intermediate care facilities	2	(D)	(D)	(D)	AA
8059	Nursing and personal care facilities, n.e.c.	3	(D)	(D)	(D)	BB
806	Hospitals	3	94 928	31 019	7 993	1 375
8062	General medical and surgical hospitals	3	94 928	31 019	7 993	1 375
8063, 9	Specialty hospitals	—	—	—	—	—
807, 8, 9	Other health services	74	71 751	24 436	5 748	1 442
807	Medical and dental laboratories	25	34 396	9 869	2 322	483
8071	Medical laboratories	12	(D)	(D)	(D)	EE
8072	Dental laboratories	13	(D)	(D)	(D)	BB
808	Home health care services	19	24 458	9 977	2 514	795
809	Miscellaneous health and allied services, n.e.c.	30	12 897	4 590	912	164
8092	Kidney dialysis centers	4	(D)	(D)	(D)	BB
8093	Specialty outpatient facilities, n.e.c.	10	2 249	905	220	46
8099	Health and allied services, n.e.c.	16	(D)	(D)	(D)	BB
81	Legal services	303	135 121	71 552	15 680	1 726
823, 4, 9	Selected educational services	21	6 713	2 331	437	124
823	Libraries	1	(D)	(D)	(D)	BB
824	Vocational schools	7	598	150	24	10
829	Schools and educational services, n.e.c.	13	(D)	(D)	(D)	BB
83	Social services	76	14 739	5 744	1 381	494
835	Child day care services	30	4 673	2 304	516	211
832, 3, 6, 9	Other social services	46	10 066	3 440	865	283
87 ex. 8733	Engineering, accounting, research, management, and related services (except noncommercial research organizations)	316	129 619	51 077	11 500	1 960
871	Engineering, architectural, and surveying services	85	30 480	11 581	2 868	411
8711	Engineering services	60	18 391	6 341	1 481	205
8712	Architectural services	21	(D)	(D)	(D)	CC
8713	Surveying services	4	(D)	(D)	(D)	CC
872	Accounting, auditing, and bookkeeping services	129	49 951	20 172	4 764	766
873 ex. 8733	Research, development, and testing services (except noncommercial research organizations)	9	9 841	3 087	522	107
8731	Commercial physical and biological research	4	(D)	(D)	(D)	BB
8732	Commercial economic, sociological, and educational research	3	(D)	(D)	(D)	BB
8734	Testing laboratories	2	(D)	(D)	(D)	BB
874	Management and public relations services	93	39 347	16 237	3 346	676
8741	Management services	26	22 797	10 020	2 027	476
8742	Management consulting services	43	13 283	4 989	1 027	126
8743	Public relations services	7	829	347	87	26
8744	Facilities support management services	—	—	—	—	—
8748	Business consulting services, n.e.c.	17	2 438	881	205	48
89	Services, n.e.c.	8	2 423	918	182	42

Table 5. Summary Statistics for Firms Subject to Federal Income Tax for Places With 350 Establishments or More: 1992 — Con.

[Includes only establishments with payroll. For meaning of abbreviations and symbols, see introductory text. For explanation of terms and comparability of 1987 and 1992 censuses, see appendix A. For information on geographic areas followed by ▲, see appendix F]

SIC code	Geographic area and kind of business or operation	Establishments (number)	Receipts (\$1,000)	Annual payroll (\$1,000)	First-quarter payroll (\$1,000)	Paid employees for pay period including March 12 (number)
SARASOTA						
	Total	1 467	832 152	336 261	75 999	15 380
70 ex. 704	Hotels, rooming houses, camps, and other lodging places (except membership lodging)	33	(D)	(D)	(D)	GG
7011	Hotels and motels	31	41 248	12 212	3 071	1 090
7011 pt.	Hotels	15	33 142	10 120	2 456	879
7011 pt.	Motels, motor hotels, and tourist courts	16	8 106	2 092	615	211
702, 3	Other lodging places	2	(D)	(D)	(D)	AA
72	Personal services	125	31 025	11 858	3 119	1 053
721	Laundry, cleaning, and garment services	29	13 744	4 756	1 217	343
7211	Power laundries, family and commercial*	—	—	—	—	—
7213	Linen supply*	2	(D)	(D)	(D)	CC
7215	Coin-operated laundries and drycleaning	3	(D)	(D)	(D)	AA
7216	Drycleaning plants, except rug cleaning*	11	4 837	1 852	439	146
7217	Carpet and upholstery cleaning	9	(D)	(D)	(D)	BB
7218	Industrial laundriers*	—	—	—	—	—
7212, 9	Other laundry, cleaning, and garment services*	4	(D)	(D)	(D)	AA
722	Photographic studios, portrait	3	660	153	34	18
723, 4	Beauty and barber shops	72	9 189	4 111	1 038	339
723	Beauty shops	69	9 069	4 048	1 015	334
724	Barber shops	3	120	63	23	5
725	Shoe repair shops and shoeshine parlors	—	—	—	—	—
726	Funeral service and crematories	4	2 632	1 092	237	41
729	Miscellaneous personal services	17	4 800	1 746	593	312
73	Business services	229	88 044	40 204	8 784	3 089
731	Advertising	14	3 337	953	240	45
732	Consumer credit reporting agencies, mercantile reporting agencies, and adjustment and collection agencies	8	1 825	492	126	35
733	Mailing, reproduction, commercial art and photography, and stenographic services	27	3 341	774	183	49
734	Services to dwellings and other buildings	38	10 192	4 816	1 057	459
735	Miscellaneous equipment rental and leasing	12	3 142	787	148	39
736	Personnel supply services	23	18 483	14 581	2 788	1 407
737	Computer programming, data processing, and other computer related services	25	17 503	6 543	1 711	146
7371, 2, 3	Computer programming, prepackaged software, and integrated systems	12	11 367	4 235	1 143	93
7374, 5, 6	Data processing services	6	1 066	206	44	9
7377, 8, 9	Computer rental and leasing, maintenance, and related services, n.e.c.	7	5 070	2 102	524	44
738	Miscellaneous business services	82	30 221	11 258	2 531	909
75	Automotive repair, services, and parking	87	49 942	8 286	2 008	556
751	Automotive rental and leasing, without drivers	13	(D)	(D)	(D)	CC
752	Automobile parking	—	—	—	—	—
753	Automotive repair shops	64	15 751	3 803	927	232
7532	Top, body, and upholstery repair shops and paint shops	14	3 364	1 133	293	60
7538	General automotive repair shops	28	6 127	1 266	271	85
7533, 4, 6, 7, 9	Other automotive repair shops	22	6 260	1 404	363	87
754	Automotive services, except repair	10	(D)	(D)	(D)	CC
76	Miscellaneous repair services	43	10 885	4 402	1 138	280
762	Electrical repair shops	13	5 737	3 058	783	184
7622	Radio and television repair shops	1	(D)	(D)	(D)	AA
7623, 9	Other electrical and electronic repair shops	12	(D)	(D)	(D)	CC
763	Watch, clock, and jewelry repair	2	(D)	(D)	(D)	AA
764	Reupholstery and furniture repair	7	1 126	304	71	23
769	Miscellaneous repair and related services	21	(D)	(D)	(D)	BB
78, 79, 84	Amusement and recreation services, including motion pictures and museums	72	48 938	10 796	2 901	1 223
781, 2	Motion picture production, distribution, and services	6	(D)	(D)	(D)	BB
783	Motion picture theaters	4	(D)	(D)	(D)	BB
784	Video tape rental	6	1 809	290	57	32
792	Theatrical producers (except motion picture), bands, orchestras, and entertainers	12	2 881	1 059	249	99
793	Bowling centers	2	(D)	(D)	(D)	BB
79 ex. 792, 3, 84	Commercial sports and other amusement and recreation services, including museums	42	33 527	8 210	2 253	958
80	Health services	407	355 746	148 807	33 067	4 822
801	Offices and clinics of doctors of medicine	214	158 411	80 750	17 067	1 433
802	Offices and clinics of dentists	73	23 834	9 118	1 893	356
803	Offices and clinics of doctors of osteopathy	4	913	421	82	9
804	Offices and clinics of other health practitioners	68	13 004	4 458	889	177
805	Nursing and personal care facilities	6	26 433	10 824	2 490	724
806	Hospitals	3	(D)	(D)	(D)	GG
807, 8, 9	Other health services	39	(D)	(D)	(D)	FF
81	Legal services	215	97 883	51 400	9 815	1 144
823, 4, 9	Selected educational services	10	3 334	948	245	54

Table 5. Summary Statistics for Firms Subject to Federal Income Tax for Places With 350 Establishments or More: 1992 — Con.

[Includes only establishments with payroll. For meaning of abbreviations and symbols, see introductory text. For explanation of terms and comparability of 1987 and 1992 censuses, see appendix A. For information on geographic areas followed by ▲, see appendix F]

SIC code	Geographic area and kind of business or operation	Establishments (number)	Receipts (\$1,000)	Annual payroll (\$1,000)	First-quarter payroll (\$1,000)	Paid employees for pay period including March 12 (number)
SARASOTA—Con.						
83	Social services	22	3 041	1 770	669	84
835	Child day care services	9	654	293	65	32
832, 3, 6, 9	Other social services	13	2 387	1 477	604	52
87 ex. 8733	Engineering, accounting, research, management, and related services (except noncommercial research organizations)	215	99 564	44 949	11 035	1 942
871	Engineering, architectural, and surveying services	56	16 685	7 252	1 800	234
872	Accounting, auditing, and bookkeeping services	83	21 964	10 218	2 485	379
873 ex. 8733	Research, development, and testing services (except noncommercial research organizations)	9	2 372	908	241	27
874	Management and public relations services	67	58 543	26 571	6 509	1 302
89	Services, n.e.c.	9	(D)	(D)	(D)	BB
SOUTH MIAMI						
	Total	485	256 069	108 957	23 758	2 959
70 ex. 704	Hotels, rooming houses, camps, and other lodging places (except membership lodging)	2	(D)	(D)	(D)	BB
7011	Hotels and motels	1	(D)	(D)	(D)	BB
7011 pt.	Hotels	1	(D)	(D)	(D)	BB
7011 pt.	Motels, motor hotels, and tourist courts	—	—	—	—	—
702, 3	Other lodging places	1	(D)	(D)	(D)	AA
72	Personal services	38	6 686	2 598	601	229
721	Laundry, cleaning, and garment services	7	1 942	684	158	54
7211	Power laundries, family and commercial*	—	—	—	—	—
7213	Linen supply*	—	—	—	—	—
7215	Coin-operated laundries and drycleaning	—	—	—	—	—
7216	Drycleaning plants, except rug cleaning*	4	1 431	516	126	40
7217	Carpet and upholstery cleaning	—	—	—	—	—
7218	Industrial launderers*	—	—	—	—	—
7212, 9	Other laundry, cleaning, and garment services*	3	511	168	32	14
722	Photographic studios, portrait	2	(D)	(D)	(D)	AA
723, 4	Beauty and barber shops	23	3 257	1 453	349	136
723	Beauty shops	23	3 257	1 453	349	136
724	Barber shops	—	—	—	—	—
725	Shoe repair shops and shoeshine parlors	2	(D)	(D)	(D)	AA
726	Funeral service and crematories	—	—	—	—	—
729	Miscellaneous personal services	4	482	151	44	24
73	Business services	40	24 648	10 211	2 185	480
731	Advertising	6	2 579	1 438	309	48
732	Consumer credit reporting agencies, mercantile reporting agencies, and adjustment and collection agencies	1	(D)	(D)	(D)	AA
733	Mailing, reproduction, commercial art and photography, and stenographic services	3	246	98	19	7
734	Services to dwellings and other buildings	4	437	171	43	17
735	Miscellaneous equipment rental and leasing	2	(D)	(D)	(D)	AA
736	Personnel supply services	3	(D)	(D)	(D)	CC
737	Computer programming, data processing, and other computer related services	7	10 222	3 682	655	107
7371, 2, 3	Computer programming, prepackaged software, and integrated systems	4	(D)	(D)	(D)	BB
7374, 5, 6	Data processing services	3	(D)	(D)	(D)	BB
7377, 8, 9	Computer rental and leasing, maintenance, and related services, n.e.c.	—	—	—	—	—
738	Miscellaneous business services	14	8 558	2 820	646	145
75	Automotive repair, services, and parking	26	(D)	(D)	(D)	CC
751	Automotive rental and leasing, without drivers	1	(D)	(D)	(D)	BB
752	Automobile parking	—	—	—	—	—
753	Automotive repair shops	24	7 541	1 595	372	77
7532	Top, body, and upholstery repair shops and paint shops	4	1 553	244	43	14
7538	General automotive repair shops	14	4 332	1 139	273	47
7533, 4, 6, 7, 9	Other automotive repair shops	6	1 656	212	56	16
754	Automotive services, except repair	1	(D)	(D)	(D)	BB
76	Miscellaneous repair services	4	1 775	520	64	17
762	Electrical repair shops	2	(D)	(D)	(D)	AA
7622	Radio and television repair shops	—	—	—	—	—
7623, 9	Other electrical and electronic repair shops	2	(D)	(D)	(D)	AA
763	Watch, clock, and jewelry repair	—	—	—	—	—
764	Reupholstery and furniture repair	—	—	—	—	—
769	Miscellaneous repair and related services	2	(D)	(D)	(D)	AA

Table 5. Summary Statistics for Firms Subject to Federal Income Tax for Places With 350 Establishments or More: 1992 — Con.

[Includes only establishments with payroll. For meaning of abbreviations and symbols, see introductory text. For explanation of terms and comparability of 1987 and 1992 censuses, see appendix A. For information on geographic areas followed by ▲, see appendix F]

SIC code	Geographic area and kind of business or operation	Establishments (number)	Receipts (\$1,000)	Annual payroll (\$1,000)	First-quarter payroll (\$1,000)	Paid employees for pay period including March 12 (number)
SOUTH MIAMI — Con.						
78, 79, 84	Amusement and recreation services, including motion pictures and museums	14	12 107	2 721	643	142
781, 2	Motion picture production, distribution, and services	5	(D)	(D)	(D)	BB
783	Motion picture theaters	2	(D)	(D)	(D)	BB
784	Video tape rental	2	(D)	(D)	(D)	AA
792	Theatrical producers (except motion picture), bands, orchestras, and entertainers	—	—	—	—	—
793	Bowling centers	—	—	—	—	—
79 ex. 792, 3; 84	Commercial sports and other amusement and recreation services, including museums	5	(D)	(D)	(D)	BB
80	Health services	209	144 808	70 117	15 430	1 333
801	Offices and clinics of doctors of medicine	130	95 252	49 465	10 623	764
802	Offices and clinics of dentists	28	10 792	4 500	933	128
803	Offices and clinics of doctors of osteopathy	2	(D)	(D)	(D)	AA
804	Offices and clinics of other health practitioners	31	9 442	4 141	1 014	111
805	Nursing and personal care facilities	1	(D)	(D)	(D)	AA
806	Hospitals	1	(D)	(D)	(D)	CC
807, 8, 9	Other health services	16	(D)	(D)	(D)	BB
81	Legal services	67	22 637	9 345	1 960	207
823, 4, 9	Selected educational services	4	978	329	64	50
83	Social services	9	1 223	669	170	37
835	Child day care services	4	429	242	53	26
832, 3, 6, 9	Other social services	5	794	427	117	11
87 ex. 8733	Engineering, accounting, research, management, and related services (except noncommercial research organizations)	66	26 820	8 848	1 847	254
871	Engineering, architectural, and surveying services	26	8 230	2 658	629	104
872	Accounting, auditing, and bookkeeping services	22	(D)	(D)	(D)	BB
873 ex. 87333	Research, development, and testing services (except noncommercial research organizations)	2	(D)	(D)	(D)	AA
874	Management and public relations services	16	12 582	3 336	633	75
89	Services, n.e.c.	6	1 616	616	138	35
STUART						
	Total	604	262 515	107 184	23 470	4 128
70 ex. 704	Hotels, rooming houses, camps, and other lodging places (except membership lodging)	9	(D)	(D)	(D)	EE
7011	Hotels and motels	9	(D)	(D)	(D)	EE
7011 pt.	Hotels	1	(D)	(D)	(D)	EE
7011 pt.	Motels, motor hotels, and tourist courts	8	(D)	(D)	(D)	CC
702, 3	Other lodging places	—	—	—	—	—
72	Personal services	53	9 428	3 469	908	269
721	Laundry, cleaning, and garment services	13	3 060	1 006	256	86
7211	Power laundries, family and commercial*	—	—	—	—	—
7213	Linen supply*	—	—	—	—	—
7215	Coin-operated laundries and drycleaning	4	596	55	14	10
7216	Drycleaning plants, except rug cleaning*	7	(D)	(D)	(D)	BB
7217	Carpet and upholstery cleaning	2	(D)	(D)	(D)	AA
7218	Industrial laundriers*	—	—	—	—	—
7212, 9	Other laundry, cleaning, and garment services*	—	—	—	—	—
722	Photographic studios, portrait	—	—	—	—	—
723, 4	Beauty and barber shops	34	3 718	1 409	407	150
723	Beauty shops	32	(D)	(D)	(D)	CC
724	Barber shops	2	(D)	(D)	(D)	AA
725	Shoe repair shops and shoeshine parlors	1	(D)	(D)	(D)	AA
726	Funeral service and crematories	2	(D)	(D)	(D)	BB
729	Miscellaneous personal services	3	148	24	11	7
73	Business services	81	28 669	8 415	2 030	539
731	Advertising	6	(D)	(D)	(D)	BB
732	Consumer credit reporting agencies, mercantile reporting agencies, and adjustment and collection agencies	—	—	—	—	—
733	Mailing, reproduction, commercial art and photography, and stenographic services	13	2 853	452	86	28
734	Services to dwellings and other buildings	14	3 240	1 312	320	93
735	Miscellaneous equipment rental and leasing	8	3 204	1 131	221	45
736	Personnel supply services	6	3 362	1 888	471	169
737	Computer programming, data processing, and other computer related services	6	4 602	764	209	31
7371, 2, 3	Computer programming, prepackaged software, and integrated systems	1	(D)	(D)	(D)	BB
7374, 5, 6	Data processing services	1	(D)	(D)	(D)	AA
7377, 8, 9	Computer rental and leasing, maintenance, and related services, n.e.c.	4	(D)	(D)	(D)	AA
738	Miscellaneous business services	28	(D)	(D)	(D)	CC

Table 5. Summary Statistics for Firms Subject to Federal Income Tax for Places With 350 Establishments or More: 1992 — Con.

[Includes only establishments with payroll. For meaning of abbreviations and symbols, see introductory text. For explanation of terms and comparability of 1987 and 1992 censuses, see appendix A. For information on geographic areas followed by ▲, see appendix F]

SIC code	Geographic area and kind of business or operation	Establishments (number)	Receipts (\$1,000)	Annual payroll (\$1,000)	First-quarter payroll (\$1,000)	Paid employees for pay period including March 12 (number)
STUART—Con.						
75	Automotive repair, services, and parking	50	19 968	3 334	794	196
751	Automotive rental and leasing, without drivers	4	(D)	(D)	(D)	BB
752	Automobile parking	—	—	—	—	—
753	Automotive repair shops	42	10 124	2 399	591	137
7532	Top, body, and upholstery repair shops and paint shops	13	3 731	874	239	59
7538	General automotive repair shops	18	4 018	950	218	45
7533, 4, 6, 7, 9	Other automotive repair shops	11	2 375	575	134	33
754	Automotive services, except repair	4	(D)	(D)	(D)	BB
76	Miscellaneous repair services	19	2 507	771	243	53
762	Electrical repair shops	9	1 465	511	167	36
7622	Radio and television repair shops	2	(D)	(D)	(D)	AA
7623, 9	Other electrical and electronic repair shops	7	(D)	(D)	(D)	BB
763	Watch, clock, and jewelry repair	2	(D)	(D)	(D)	AA
764	Reupholstery and furniture repair	1	(D)	(D)	(D)	AA
769	Miscellaneous repair and related services	7	(D)	(D)	(D)	AA
78, 79, 84	Amusement and recreation services, including motion pictures and museums	22	17 679	5 547	1 372	478
781, 2	Motion picture production, distribution, and services	—	—	—	—	—
783	Motion picture theaters	2	(D)	(D)	(D)	BB
784	Video tape rental	3	(D)	(D)	(D)	BB
792	Theatrical producers (except motion picture), bands, orchestras, and entertainers	1	(D)	(D)	(D)	AA
793	Bowling centers	1	(D)	(D)	(D)	BB
79 ex. 792, 3; 84	Commercial sports and other amusement and recreation services, including museums	15	12 297	4 787	1 194	390
80	Health services	187	105 731	50 804	10 528	1 300
801	Offices and clinics of doctors of medicine	93	56 601	32 319	6 652	452
802	Offices and clinics of dentists	33	13 830	5 902	1 211	179
803	Offices and clinics of doctors of osteopathy	1	(D)	(D)	(D)	AA
804	Offices and clinics of other health practitioners	36	12 391	4 022	823	157
805	Nursing and personal care facilities	3	(D)	(D)	(D)	EE
806	Hospitals	—	—	—	—	—
807, 8, 9	Other health services	21	(D)	(D)	(D)	CC
81	Legal services	76	31 980	15 347	2 997	394
823, 4, 9	Selected educational services	9	(D)	(D)	(D)	AA
83	Social services	13	1 965	848	192	73
835	Child day care services	7	706	343	77	49
832, 3, 6, 9	Other social services	6	1 259	505	115	24
87 ex. 8733	Engineering, accounting, research, management, and related services (except noncommercial research organizations)	82	25 795	11 897	2 598	342
871	Engineering, architectural, and surveying services	33	10 094	4 284	1 154	162
872	Accounting, auditing, and bookkeeping services	25	(D)	(D)	(D)	CC
873 ex. 8733	Research, development, and testing services (except noncommercial research organizations)	2	(D)	(D)	(D)	AA
874	Management and public relations services	22	8 237	3 891	545	59
89	Services, n.e.c.	3	(D)	(D)	(D)	AA
SUNRISE						
	Total	575	260 528	92 543	21 720	4 536
70 ex. 704	Hotels, rooming houses, camps, and other lodging places (except membership lodging)	2	(D)	(D)	(D)	CC
7011	Hotels and motels	2	(D)	(D)	(D)	CC
7011 pt. 7011 pt.	Hotels	2	(D)	(D)	(D)	CC
	Motels, motor hotels, and tourist courts	—	—	—	—	—
702, 3	Other lodging places	—	—	—	—	—
72	Personal services	64	8 214	2 651	700	244
721	Laundry, cleaning, and garment services	16	2 646	876	222	62
7211	Power laundries, family and commercial*	1	(D)	(D)	(D)	AA
7213	Linen supply*	1	(D)	(D)	(D)	AA
7215	Coin-operated laundries and drycleaning	2	(D)	(D)	(D)	AA
7216	Drycleaning plants, except rug cleaning*	6	1 170	413	112	29
7217	Carpet and upholstery cleaning	3	(D)	(D)	(D)	AA
7218	Industrial launderers*	1	(D)	(D)	(D)	AA
7212, 9	Other laundry, cleaning, and garment services*	2	(D)	(D)	(D)	AA
722	Photographic studios, portrait	3	(D)	(D)	(D)	BB
723, 4	Beauty and barber shops	43	3 372	1 154	308	144
723	Beauty shops	43	3 372	1 154	308	144
724	Barber shops	—	—	—	—	—
725	Shoe repair shops and shoeshine parlors	—	—	—	—	—
726	Funeral service and crematories	1	(D)	(D)	(D)	AA
729	Miscellaneous personal services	1	(D)	(D)	(D)	AA

Table 5. Summary Statistics for Firms Subject to Federal Income Tax for Places With 350 Establishments or More: 1992 — Con.

[Includes only establishments with payroll. For meaning of abbreviations and symbols, see introductory text. For explanation of terms and comparability of 1987 and 1992 censuses, see appendix A. For information on geographic areas followed by ▲, see appendix F]

SIC code	Geographic area and kind of business or operation	Establishments (number)	Receipts (\$1,000)	Annual payroll (\$1,000)	First-quarter payroll (\$1,000)	Paid employees for pay period including March 12 (number)
	SUNRISE—Con.					
73	Business services	110	27 764	9 192	2 215	716
731	Advertising	3	(D)	(D)	(D)	AA
732	Consumer credit reporting agencies, mercantile reporting agencies, and adjustment and collection agencies	1	(D)	(D)	(D)	AA
733	Mailing, reproduction, commercial art and photography, and stenographic services	16	3 060	933	158	34
734	Services to dwellings and other buildings	32	5 982	2 198	539	206
735	Miscellaneous equipment rental and leasing	4	2 816	768	188	31
736	Personnel supply services	6	(D)	(D)	(D)	CC
737	Computer programming, data processing, and other computer related services	17	5 940	1 595	353	59
7371, 2, 3	Computer programming, prepackaged software, and integrated systems	12	(D)	(D)	(D)	BB
7374, 5, 6	Data processing services	1	(D)	(D)	(D)	AA
7377, 8, 9	Computer rental and leasing, maintenance, and related services, n.e.c.	4	(D)	(D)	(D)	BB
738	Miscellaneous business services	31	7 051	2 079	629	182
75	Automotive repair, services, and parking	31	9 106	1 750	423	106
751	Automotive rental and leasing, without drivers	—	—	—	—	—
752	Automobile parking	—	—	—	—	—
753	Automotive repair shops	26	8 562	1 647	396	89
7532	Top, body, and upholstery repair shops and paint shops	5	907	96	30	10
7538	General automotive repair shops	18	7 440	1 471	345	73
7533, 4, 6, 7, 9	Other automotive repair shops	3	215	80	21	6
754	Automotive services, except repair	5	544	103	27	17
76	Miscellaneous repair services	20	(D)	(D)	(D)	BB
762	Electrical repair shops	12	4 457	861	205	58
7622	Radio and television repair shops	4	620	155	43	14
7623, 9	Other electrical and electronic repair shops	8	3 837	706	162	44
763	Watch, clock, and jewelry repair	3	174	29	9	3
764	Reupholstery and furniture repair	2	(D)	(D)	(D)	AA
769	Miscellaneous repair and related services	3	(D)	(D)	(D)	AA
78, 79, 84	Amusement and recreation services, including motion pictures and museums	43	20 791	3 505	894	467
781, 2	Motion picture production, distribution, and services	4	(D)	(D)	(D)	AA
783	Motion picture theaters	3	4 221	587	161	87
784	Video tape rental	5	815	145	25	11
792	Theatrical producers (except motion picture), bands, orchestras, and entertainers	6	(D)	(D)	(D)	CC
793	Bowling centers	3	4 768	1 040	245	116
79 ex. 792, 3; 84	Commercial sports and other amusement and recreation services, including museums	22	3 948	1 080	277	125
80	Health services	160	144 665	58 035	13 223	1 962
801	Offices and clinics of doctors of medicine	48	36 584	16 100	2 597	317
802	Offices and clinics of dentists	34	9 212	2 909	580	124
803	Offices and clinics of doctors of osteopathy	12	8 485	4 280	1 179	92
804	Offices and clinics of other health practitioners	42	8 482	2 765	601	111
805	Nursing and personal care facilities	4	20 385	8 978	2 042	451
806	Hospitals	2	(D)	(D)	(D)	FF
807, 8, 9	Other health services	18	(D)	(D)	(D)	CC
81	Legal services	38	7 318	2 411	549	80
823, 4, 9	Selected educational services	3	(D)	(D)	(D)	AA
83	Social services	22	8 122	3 154	701	314
835	Child day care services	17	(D)	(D)	(D)	EE
832, 3, 6, 9	Other social services	5	(D)	(D)	(D)	AA
87 ex. 8733	Engineering, accounting, research, management, and related services (except noncommercial research organizations)	79	22 239	8 772	2 255	418
871	Engineering, architectural, and surveying services	14	(D)	(D)	(D)	BB
872	Accounting, auditing, and bookkeeping services	42	5 687	2 076	732	166
873 ex. 8733	Research, development, and testing services (except noncommercial research organizations)	2	(D)	(D)	(D)	BB
874	Management and public relations services	21	10 046	3 714	842	144
89	Services, n.e.c.	3	(D)	(D)	(D)	AA

Table 5. Summary Statistics for Firms Subject to Federal Income Tax for Places With 350 Establishments or More: 1992 — Con.

[Includes only establishments with payroll. For meaning of abbreviations and symbols, see introductory text. For explanation of terms and comparability of 1987 and 1992 censuses, see appendix A. For information on geographic areas followed by ▲, see appendix F]

SIC code	Geographic area and kind of business or operation	Establishments (number)	Receipts (\$1,000)	Annual payroll (\$1,000)	First-quarter payroll (\$1,000)	Paid employees for pay period including March 12 (number)
TALLAHASSEE						
	Total	1 672	1 014 679	420 494	92 052	17 523
70 ex. 704	Hotels, rooming houses, camps, and other lodging places (except membership lodging)	50	(D)	(D)	(D)	GG
7011	Hotels and motels	43	(D)	(D)	(D)	FF
7011 pt.	Hotels	12	(D)	(D)	(D)	EE
7011 pt.	Motels, motor hotels, and tourist courts	31	(D)	(D)	(D)	FF
702, 3	Other lodging places	7	4 524	1 230	308	133
72	Personal services	154	36 042	13 305	3 060	1 183
721	Laundry, cleaning, and garment services	61	18 575	6 612	1 412	482
7211	Power laundries, family and commercial*	—	—	—	—	—
7213	Linen supply*	1	(D)	(D)	(D)	BB
7215	Coin-operated laundries and drycleaning	17	(D)	(D)	(D)	BB
7216	Drycleaning plants, except rug cleaning*	26	5 137	1 933	504	180
7217	Carpet and upholstery cleaning	9	2 133	632	164	91
7218	Industrial laundriers*	1	(D)	(D)	(D)	BB
7212, 9	Other laundry, cleaning, and garment services*	7	895	245	54	23
722	Photographic studios, portrait	8	(D)	(D)	(D)	BB
723, 4	Beauty and barber shops	60	8 805	4 223	1 040	357
723	Beauty shops	59	(D)	(D)	(D)	EE
724	Barber shops	1	(D)	(D)	(D)	AA
725	Shoe repair shops and shoeshine parlors	6	407	105	22	8
726	Funeral service and crematories	4	2 221	495	128	30
729	Miscellaneous personal services	15	(D)	(D)	(D)	CC
73	Business services	280	169 082	70 945	15 861	4 300
731	Advertising	17	(D)	(D)	(D)	CC
732	Consumer credit reporting agencies, mercantile reporting agencies, and adjustment and collection agencies	5	3 215	1 025	245	54
733	Mailing, reproduction, commercial art and photography, and stenographic services	27	8 949	2 523	592	161
734	Services to dwellings and other buildings	46	11 551	4 845	1 148	525
735	Miscellaneous equipment rental and leasing	25	13 491	2 876	728	163
736	Personnel supply services	24	25 232	19 156	3 925	1 657
737	Computer programming, data processing, and other computer related services	56	69 493	25 704	5 869	968
7371, 2, 3	Computer programming, prepackaged software, and integrated systems	34	38 055	15 836	3 535	423
7374, 5, 6	Data processing services	10	29 792	9 391	2 162	514
7377, 8, 9	Computer rental and leasing, maintenance, and related services, n.e.c.	12	1 646	477	172	31
738	Miscellaneous business services	80	(D)	(D)	(D)	FF
75	Automotive repair, services, and parking	138	73 687	15 280	3 670	892
751	Automotive rental and leasing, without drivers	10	(D)	(D)	(D)	CC
752	Automobile parking	2	(D)	(D)	(D)	AA
753	Automotive repair shops	103	35 168	9 880	2 344	505
7532	Top, body, and upholstery repair shops and paint shops	18	8 800	2 498	542	120
7538	General automotive repair shops	52	14 811	4 151	982	215
7533, 4, 6, 7, 9	Other automotive repair shops	33	11 557	3 231	820	170
754	Automotive services, except repair	23	(D)	(D)	(D)	CC
76	Miscellaneous repair services	60	16 932	5 466	1 267	300
762	Electrical repair shops	19	8 658	3 154	715	147
7622	Radio and television repair shops	9	1 170	498	123	32
7623, 9	Other electrical and electronic repair shops	10	7 488	2 656	592	115
763	Watch, clock, and jewelry repair	1	(D)	(D)	(D)	AA
764	Reupholstery and furniture repair	8	1 204	398	107	31
769	Miscellaneous repair and related services	32	(D)	(D)	(D)	CC
78, 79, 84	Amusement and recreation services, including motion pictures and museums	64	25 231	6 599	1 581	818
781, 2	Motion picture production, distribution, and services	5	1 828	815	212	56
783	Motion picture theaters	6	(D)	(D)	(D)	CC
784	Video tape rental	12	3 852	679	165	118
792	Theatrical producers (except motion picture), bands, orchestras, and entertainers	2	(D)	(D)	(D)	AA
793	Bowling centers	2	(D)	(D)	(D)	BB
79 ex. 792, 3, 84	Commercial sports and other amusement and recreation services, including museums	37	12 963	4 048	904	475
80	Health services	318	282 411	126 225	25 979	3 894
801	Offices and clinics of doctors of medicine	148	126 608	71 562	13 517	1 270
802	Offices and clinics of dentists	67	31 172	12 908	2 748	475
803	Offices and clinics of doctors of osteopathy	2	(D)	(D)	(D)	AA
804	Offices and clinics of other health practitioners	63	17 300	6 169	1 306	281
805	Nursing and personal care facilities	5	(D)	(D)	(D)	EE
806	Hospitals	2	(D)	(D)	(D)	FF
807, 8, 9	Other health services	31	(D)	(D)	(D)	FF
81	Legal services	241	189 076	98 383	21 280	2 084
823, 4, 9	Selected educational services	24	8 732	1 780	376	130

Table 5. Summary Statistics for Firms Subject to Federal Income Tax for Places With 350 Establishments or More: 1992 — Con.

[Includes only establishments with payroll. For meaning of abbreviations and symbols, see introductory text. For explanation of terms and comparability of 1987 and 1992 censuses, see appendix A. For information on geographic areas followed by ▲, see appendix F]

SIC code	Geographic area and kind of business or operation	Establishments (number)	Receipts (\$1,000)	Annual payroll (\$1,000)	First-quarter payroll (\$1,000)	Paid employees for pay period including March 12 (number)
TALLAHASSEE—Con.						
83	Social services	61	11 808	5 154	1 168	534
835	Child day care services	46	7 500	3 401	789	416
832, 3, 6, 9	Other social services	15	4 308	1 753	379	118
87 ex. 8733	Engineering, accounting, research, management, and related services (except noncommercial research organizations)	269	150 048	62 598	14 521	2 145
871	Engineering, architectural, and surveying services	82	77 605	32 542	7 606	914
872	Accounting, auditing, and bookkeeping services	70	(D)	(D)	(D)	EE
873 ex. 8733	Research, development, and testing services (except noncommercial research organizations)	22	(D)	(D)	(D)	EE
874	Management and public relations services	95	38 266	15 348	3 605	589
89	Services, n.e.c.	13	(D)	(D)	(D)	CC
TAMARAC						
	Total	610	341 607	128 026	28 482	5 739
70 ex. 704	Hotels, rooming houses, camps, and other lodging places (except membership lodging)	2	(D)	(D)	(D)	BB
7011	Hotels and motels	2	(D)	(D)	(D)	BB
7011 pt.	Hotels	1	(D)	(D)	(D)	BB
7011 pt.	Motels, motor hotels, and tourist courts	1	(D)	(D)	(D)	BB
702, 3	Other lodging places	—	—	—	—	—
72	Personal services	68	12 210	4 265	1 048	377
721	Laundry, cleaning, and garment services	12	3 811	1 599	362	89
7211	Power laundries, family and commercial*	—	—	—	—	—
7213	Linen supply*	—	—	—	—	—
7215	Coin-operated laundries and drycleaning	2	(D)	(D)	(D)	AA
7216	Drycleaning plants, except rug cleaning*	6	1 049	450	110	37
7217	Carpet and upholstery cleaning	3	(D)	(D)	(D)	BB
7218	Industrial laundries*	—	—	—	—	—
7212, 9	Other laundry, cleaning, and garment services*	1	(D)	(D)	(D)	AA
722	Photographic studios, portrait	2	(D)	(D)	(D)	AA
723, 4	Beauty and barber shops	40	4 818	1 882	451	187
723	Beauty shops	38	(D)	(D)	(D)	CC
724	Barber shops	2	(D)	(D)	(D)	AA
725	Shoe repair shops and shoeshine parlors	1	(D)	(D)	(D)	AA
726	Funeral service and crematories	4	1 099	230	77	21
729	Miscellaneous personal services	9	2 316	512	147	75
73	Business services	133	59 914	22 295	3 953	1 239
731	Advertising	8	5 146	1 128	166	30
732	Consumer credit reporting agencies, mercantile reporting agencies, and adjustment and collection agencies	8	5 779	1 349	270	59
733	Mailing, reproduction, commercial art and photography, and stenographic services	12	1 533	226	44	10
734	Services to dwellings and other buildings	22	2 515	758	199	81
735	Miscellaneous equipment rental and leasing	5	(D)	(D)	(D)	BB
736	Personnel supply services	18	12 526	8 626	1 783	731
737	Computer programming, data processing, and other computer related services	19	8 954	2 988	534	71
7371, 2, 3	Computer programming, prepackaged software, and integrated systems	10	5 288	2 044	436	53
7374, 5, 6	Data processing services	5	(D)	(D)	(D)	AA
7377, 8, 9	Computer rental and leasing, maintenance, and related services, n.e.c.	4	(D)	(D)	(D)	AA
738	Miscellaneous business services	41	(D)	(D)	(D)	CC
75	Automotive repair, services, and parking	23	7 521	1 679	470	92
751	Automotive rental and leasing, without drivers	—	—	—	—	—
752	Automobile parking	—	—	—	—	—
753	Automotive repair shops	15	6 267	1 371	411	69
7532	Top, body, and upholstery repair shops and paint shops	3	(D)	(D)	(D)	BB
7538	General automotive repair shops	6	2 025	443	108	22
7533, 4, 6, 7, 9	Other automotive repair shops	6	(D)	(D)	(D)	BB
754	Automotive services, except repair	8	1 254	308	59	23
76	Miscellaneous repair services	24	5 853	1 546	348	74
762	Electrical repair shops	11	3 599	981	225	42
7622	Radio and television repair shops	2	(D)	(D)	(D)	AA
7623, 9	Other electrical and electronic repair shops	9	(D)	(D)	(D)	BB
763	Watch, clock, and jewelry repair	1	(D)	(D)	(D)	AA
764	Reupholstery and furniture repair	2	(D)	(D)	(D)	AA
769	Miscellaneous repair and related services	10	1 790	439	94	22

Table 5. Summary Statistics for Firms Subject to Federal Income Tax for Places With 350 Establishments or More: 1992 — Con.

[Includes only establishments with payroll. For meaning of abbreviations and symbols, see introductory text. For explanation of terms and comparability of 1987 and 1992 censuses, see appendix A. For information on geographic areas followed by ▲, see appendix F]

SIC code	Geographic area and kind of business or operation	Establishments (number)	Receipts (\$1,000)	Annual payroll (\$1,000)	First-quarter payroll (\$1,000)	Paid employees for pay period including March 12 (number)
TAMARAC—Con.						
78, 79, 84	Amusement and recreation services, including motion pictures and museums -----	25	19 191	6 370	1 604	452
781, 2	Motion picture production, distribution, and services -----	2	(D)	(D)	(D)	AA
783	Motion picture theaters -----	2	(D)	(D)	(D)	AA
784	Video tape rental -----	4	(D)	(D)	(D)	AA
792	Theatrical producers (except motion picture), bands, orchestras, and entertainers -----	3	(D)	(D)	(D)	AA
793	Bowling centers -----	1	(D)	(D)	(D)	BB
79 ex. 792, 3; 84	Commercial sports and other amusement and recreation services, including museums -----	13	13 526	5 492	1 405	362
80	Health services -----	196	192 271	76 581	17 748	2 854
801	Offices and clinics of doctors of medicine -----	86	52 881	24 956	5 415	472
802	Offices and clinics of dentists -----	28	12 320	5 352	1 133	192
803	Offices and clinics of doctors of osteopathy -----	7	2 816	1 131	293	25
804	Offices and clinics of other health practitioners -----	45	10 827	3 627	758	125
805	Nursing and personal care facilities -----	2	(D)	(D)	(D)	EE
806	Hospitals -----	2	(D)	(D)	(D)	FF
807, 8, 9	Other health services -----	26	49 477	17 673	4 396	802
81	Legal services -----	30	6 749	2 391	616	94
823, 4, 9	Selected educational services -----	3	(D)	(D)	(D)	AA
83	Social services -----	4	1 321	456	110	41
835	Child day care services -----	3	(D)	(D)	(D)	BB
832, 3, 6, 9	Other social services -----	1	(D)	(D)	(D)	AA
87 ex. 8733	Engineering, accounting, research, management, and related services (except noncommercial research organizations) -----	96	31 990	11 612	2 378	444
871	Engineering, architectural, and surveying services -----	14	(D)	(D)	(D)	BB
872	Accounting, auditing, and bookkeeping services -----	50	8 697	3 301	767	174
873 ex. 8733	Research, development, and testing services (except noncommercial research organizations) -----	5	(D)	(D)	(D)	BB
874	Management and public relations services -----	27	9 294	4 503	964	184
89	Services, n.e.c. -----	6	1 052	299	78	22
TAMPA						
	Total -----	4 385	3 971 477	1 588 288	358 840	72 631
70 ex. 704	Hotels, rooming houses, camps, and other lodging places (except membership lodging) -----	75	149 294	45 327	11 877	3 892
7011	Hotels and motels -----	65	146 526	44 518	11 682	3 803
7011 pt.	Hotels -----	31	123 644	38 882	10 312	3 187
7011 pt.	Hotels, 25 guestrooms or more -----	25	123 165	38 774	10 279	3 174
7011 pt.	Hotels, less than 25 guestrooms -----	6	479	108	33	13
7011 pt.	Motels, motor hotels, and tourist courts -----	34	22 882	5 636	1 370	616
7011 pt.	Motels, tourist courts -----	27	18 007	4 511	1 057	441
7011 pt.	Motor hotels -----	7	4 875	1 125	313	175
702, 3	Other lodging places -----	10	2 768	809	195	89
702	Rooming and boarding houses -----	6	2 214	759	185	81
703	Camps and recreational vehicle parks -----	4	554	50	10	8
72	Personal services -----	300	98 769	32 906	7 922	2 582
721	Laundry, cleaning, and garment services -----	108	55 082	17 752	4 427	1 212
7211	Power laundries, family and commercial* -----	8	(D)	(D)	(D)	BB
7213	Linen supply* -----	3	(D)	(D)	(D)	CC
7215	Coin-operated laundries and drycleaning -----	26	(D)	(D)	(D)	BB
7216	Drycleaning plants, except rug cleaning* -----	37	6 130	2 191	512	200
7217	Carpet and upholstery cleaning -----	14	5 060	1 447	359	125
7218	Industrial laundries* -----	6	29 876	9 242	2 292	513
7212, 9	Other laundry, cleaning, and garment services* -----	14	(D)	(D)	(D)	BB
7212	Garment pressing, and agents for laundries and drycleaners -----	4	460	78	32	14
7219	Laundry and garment services, n.e.c.* -----	10	(D)	(D)	(D)	BB
722	Photographic studios, portrait -----	20	10 701	3 773	637	224
723, 4	Beauty and barber shops -----	114	14 608	6 393	1 535	524
723	Beauty shops -----	106	13 277	5 663	1 362	466
724	Barber shops -----	8	1 331	730	173	58
725	Shoe repair shops and shoeshine parlors -----	4	(D)	(D)	(D)	AA
726	Funeral service and crematories -----	15	8 909	2 403	558	157
729	Miscellaneous personal services -----	39	(D)	(D)	(D)	EE
7291	Tax return preparation services -----	10	(D)	(D)	(D)	EE
7299	Miscellaneous personal services, n.e.c. -----	29	(D)	(D)	(D)	CC

Table 5. Summary Statistics for Firms Subject to Federal Income Tax for Places With 350 Establishments or More: 1992 — Con.

[Includes only establishments with payroll. For meaning of abbreviations and symbols, see introductory text. For explanation of terms and comparability of 1987 and 1992 censuses, see appendix A. For information on geographic areas followed by ▲, see appendix F]

SIC code	Geographic area and kind of business or operation	Establishments (number)	Receipts (\$1,000)	Annual payroll (\$1,000)	First-quarter payroll (\$1,000)	Paid employees for pay period including March 12 (number)
	TAMPA—Con.					
73	Business services -----	881	1 125 126	495 019	113 985	32 941
731	Advertising -----	79	67 457	25 216	6 200	669
7311	Advertising agencies -----	64	44 740	18 945	4 646	475
7312	Outdoor advertising services -----	5	(D)	(D)	(D)	BB
7313	Radio, television, publishers' advertising representatives -----	4	(D)	(D)	(D)	AA
7319	Advertising, n.e.c. -----	6	(D)	(D)	(D)	CC
732	Consumer credit reporting agencies, mercantile reporting agencies, and adjustment and collection agencies -----	25	32 488	11 663	2 741	589
7322	Adjustment and collection services -----	20	22 300	9 219	2 179	469
7323	Credit reporting services -----	5	10 188	2 444	562	120
733	Mailing, reproduction, commercial art and photography, and stenographic services -----	94	49 894	15 383	3 563	672
7331	Direct mail advertising services -----	6	2 753	516	124	27
7334	Photocopying and duplicating services -----	13	19 029	5 908	1 335	291
7335, 6	Commercial photography, art, and graphics -----	48	18 573	5 175	1 205	247
7335	Commercial photography -----	16	5 061	1 752	454	106
7336	Commercial art and graphic design -----	32	13 512	3 423	751	141
7338	Secretarial and court reporting services -----	27	9 539	3 784	899	107
734	Services to dwellings and other buildings -----	104	49 581	24 352	5 336	2 978
7342	Disinfecting and pest control services -----	37	20 644	8 088	1 901	378
7349	Building cleaning and maintenance services, n.e.c. -----	67	28 937	16 264	3 435	2 600
735	Miscellaneous equipment rental and leasing -----	69	49 989	10 335	2 634	472
7352	Medical equipment rental and leasing -----	7	4 973	926	223	32
7353	Heavy construction equipment rental and leasing -----	7	8 420	1 484	458	53
7359	Equipment rental and leasing, n.e.c. -----	55	36 596	7 925	1 953	387
736	Personnel supply services -----	139	325 188	248 147	55 098	20 571
7361	Employment agencies -----	45	15 751	7 740	1 864	237
7363	Help supply services -----	94	309 437	240 407	53 234	20 334
7363 pt.	Temporary help supply -----	74	93 124	58 631	15 081	6 406
7363 pt.	Help supply, except temporary -----	20	216 313	181 776	38 153	13 928
737	Computer programming, data processing, and other computer related services -----	147	415 482	105 138	25 287	2 527
7371, 2, 3	Computer programming, prepackaged software, and integrated systems -----	79	(D)	(D)	(D)	GG
7371	Computer programming services -----	49	89 614	42 828	10 064	935
7372	Prepackaged software -----	15	(D)	(D)	(D)	BB
7373	Computer integrated systems -----	15	22 671	7 345	1 937	213
7374, 5, 6	Data processing services -----	28	(D)	(D)	(D)	FF
7374, 5	Computer processing, information retrieval -----	27	(D)	(D)	(D)	FF
7376	Computer facilities management services -----	1	(D)	(D)	(D)	AA
7377, 8, 9	Computer rental and leasing, maintenance, and related services, n.e.c. -----	40	(D)	(D)	(D)	EE
7377	Computer rental and leasing -----	5	(D)	(D)	(D)	BB
7378	Computer maintenance and repair -----	14	16 531	6 047	1 578	166
7379	Computer related services, n.e.c. -----	21	9 109	5 698	1 165	133
738	Miscellaneous business services -----	224	135 047	54 785	13 126	4 463
7381, 2	Detective agencies and protective services -----	53	52 414	35 098	8 432	3 388
7381	Detective, guard, and armored car services -----	49	(D)	(D)	(D)	HH
7382	Security systems services -----	4	(D)	(D)	(D)	CC
7383	News syndicates -----	1	(D)	(D)	(D)	AA
7384	Photofinishing laboratories* -----	23	(D)	(D)	(D)	EE
7389	Business services, n.e.c. -----	147	62 894	15 089	3 534	806
7389 pt.	Sign painting shops -----	12	1 509	472	109	33
7389 pt.	Interior designing -----	14	7 016	1 165	277	46
7389 pt.	Telephone answering services -----	7	3 064	1 056	207	81
7389 pt.	Other business services -----	114	51 305	12 396	2 941	646
75	Automotive repair, services, and parking -----	424	339 608	58 008	14 265	3 094
751	Automotive rental and leasing, without drivers -----	48	(D)	(D)	(D)	GG
7513	Truck rental and leasing, without drivers -----	18	(D)	(D)	(D)	EE
7514, 5	Passenger car rental and leasing -----	28	163 982	23 812	5 908	1 179
7514	Passenger car rental -----	27	(D)	(D)	(D)	GG
7515	Passenger car leasing -----	1	(D)	(D)	(D)	AA
7519	Utility trailer and recreational vehicle rental -----	2	(D)	(D)	(D)	AA
752	Automobile parking -----	46	(D)	(D)	(D)	CC
753	Automotive repair shops -----	280	79 997	22 816	5 611	1 213
7532	Top, body, and upholstery repair shops and paint shops -----	76	25 180	7 569	1 842	428
7532 pt.	Top and body repair shops -----	64	22 388	6 749	1 632	362
7532 pt.	Paint shops -----	12	2 792	820	210	66
7538	General automotive repair shops -----	117	27 308	7 712	1 959	409
7538 pt.	General automotive repair shops, except diesel -----	106	24 150	6 766	1 719	354
7538 pt.	Diesel repair shops -----	11	3 158	946	240	55
7533, 4, 6, 7, 9	Other automotive repair shops -----	87	27 509	7 535	1 810	376
7533	Automotive exhaust system repair shops -----	14	5 748	1 752	402	69
7534	Tire retreading and repair shops -----	3	(D)	(D)	(D)	BB
7536	Automotive glass replacement shops -----	10	(D)	(D)	(D)	BB
7537	Automotive transmission repair shops -----	18	(D)	(D)	(D)	BB
7539	Automotive repair shops, n.e.c. -----	42	(D)	(D)	(D)	CC
7539 pt.	Radiator repair -----	8	1 999	372	80	23
7539 pt.	Brake, front end, and wheel alignment -----	10	2 993	1 082	267	55
7539 pt.	Automotive electrical and fuel system services -----	15	4 856	1 472	375	75
7539 pt.	Other automotive repair shops, n.e.c. -----	9	(D)	(D)	(D)	BB
754	Automotive services, except repair -----	50	11 463	3 335	778	269
7542	Carwashes -----	20	3 843	1 115	261	125
7549	Automotive services, except repair and carwashes -----	30	7 620	2 220	517	144

Table 5. Summary Statistics for Firms Subject to Federal Income Tax for Places With 350 Establishments or More: 1992 — Con.

[Includes only establishments with payroll. For meaning of abbreviations and symbols, see introductory text. For explanation of terms and comparability of 1987 and 1992 censuses, see appendix A. For information on geographic areas followed by ▲, see appendix F]

SIC code	Geographic area and kind of business or operation	Establishments (number)	Receipts (\$1,000)	Annual payroll (\$1,000)	First-quarter payroll (\$1,000)	Paid employees for pay period including March 12 (number)
TAMPA—Con.						
76	Miscellaneous repair services	149	93 814	33 066	6 983	1 349
762	Electrical repair shops	53	46 026	17 594	3 972	698
7622	Radio and television repair shops	13	4 220	1 176	285	51
7623, 9	Other electrical and electronic repair shops	40	41 806	16 418	3 687	647
7623	Refrigeration and air-conditioning service and repair shops	14	18 159	6 194	1 286	158
7629	Electrical and electronic repair shops, n.e.c.	26	23 647	10 224	2 401	489
763	Watch, clock, and jewelry repair	4	(D)	(D)	(D)	AA
764	Reupholstery and furniture repair	16	(D)	(D)	(D)	BB
769	Miscellaneous repair and related services	76	45 237	14 546	2 781	585
7692	Welding repair	7	997	326	98	33
7694	Armature rewinding shops	6	4 178	1 352	330	47
7699	Repair shops and related services, n.e.c.	63	40 062	12 868	2 353	505
78, 79, 84	Amusement and recreation services, including motion pictures and museums	133	216 706	74 777	15 874	3 689
781, 2	Motion picture production, distribution, and services	18	7 182	2 066	493	84
783	Motion picture theaters	11	10 852	1 322	334	189
7832	Motion picture theaters, except drive-in	10	(D)	(D)	(D)	CC
7833	Drive-in motion picture theaters	1	(D)	(D)	(D)	BB
784	Video tape rental	11	(D)	(D)	(D)	BB
792	Theatrical producers (except motion picture), bands, orchestras, and entertainers	12	4 864	1 761	370	67
7922	Theatrical producers (except motion picture) and miscellaneous theatrical services	7	4 201	1 434	342	58
7929	Bands, orchestras, actors, and other entertainers and entertainment groups	5	663	327	28	9
793	Bowling centers	2	(D)	(D)	(D)	BB
79 ex. 792, 3, 84	Commercial sports and other amusement and recreation services, including museums	79	185 882	68 101	14 226	3 171
794	Commercial sports	13	41 258	33 912	6 393	482
7941	Professional sports clubs, managers, promoters	8	(D)	(D)	(D)	EE
7948	Racing, including track operation	5	(D)	(D)	(D)	CC
79 ex. 792, 3, 4, 84	Other amusement and recreation services, including museums	66	144 624	34 189	7 833	2 689
791	Dance studios, schools, and halls	8	1 314	441	104	53
7991	Physical fitness facilities	16	(D)	(D)	(D)	CC
7992	Public golf courses	—	—	—	—	—
7993	Coin-operated amusement devices	5	2 026	424	106	29
7996	Amusement parks	3	(D)	(D)	(D)	GG
7997	Membership sports and recreation clubs	6	(D)	(D)	(D)	CC
7999, 84	Amusement and recreation services, including museums, n.e.c.	28	5 377	1 258	182	96
7999 pt.	Concession operators of amusement devices and rides	3	453	65	3	3
7999 pt.	Carnivals, circuses, and fairs	2	(D)	(D)	(D)	AA
7999 pt., 84	Other recreation and amusements, including museums	23	(D)	(D)	(D)	BB
80	Health services	1 058	878 910	380 803	83 744	12 406
801	Offices and clinics of doctors of medicine	647	409 397	206 686	42 601	3 823
8011 pt.	Offices of doctors of medicine	634	372 692	194 081	39 664	3 370
8011 pt.	General medical clinics	13	36 705	12 605	2 937	453
802	Offices and clinics of dentists	136	50 819	21 471	4 685	763
803	Offices and clinics of doctors of osteopathy	16	7 037	4 088	622	53
804	Offices and clinics of other health practitioners	143	34 421	10 775	2 445	499
8041	Offices and clinics of chiropractors	47	12 314	3 841	871	176
8042	Offices and clinics of optometrists	18	2 764	888	203	48
8043	Offices and clinics of podiatrists	15	4 045	1 430	333	60
8049	Offices and clinics of health practitioners, n.e.c.	63	15 298	4 616	1 038	215
805	Nursing and personal care facilities	10	33 973	16 883	3 986	1 119
8051	Skilled nursing care facilities	9	(D)	(D)	(D)	FF
8052	Intermediate care facilities	—	—	—	—	—
8059	Nursing and personal care facilities, n.e.c.	1	(D)	(D)	(D)	CC
806	Hospitals	7	143 327	46 124	11 182	1 999
8062	General medical and surgical hospitals	2	(D)	(D)	(D)	FF
8063, 9	Specialty hospitals	5	(D)	(D)	(D)	GG
807, 8, 9	Other health services	99	199 936	74 776	18 223	4 150
807	Medical and dental laboratories	42	114 001	36 031	8 757	1 401
8071	Medical laboratories	28	109 775	34 061	8 327	1 320
8072	Dental laboratories	14	4 226	1 970	430	81
808	Home health care services	26	64 331	32 296	7 940	2 496
809	Miscellaneous health and allied services, n.e.c.	31	21 604	6 449	1 526	253
8092	Kidney dialysis centers	2	(D)	(D)	(D)	BB
8093	Specialty outpatient facilities, n.e.c.	20	12 430	3 714	902	147
8099	Health and allied services, n.e.c.	9	(D)	(D)	(D)	BB
81	Legal services	578	420 909	206 248	41 680	4 247
823, 4, 9	Selected educational services	39	37 737	11 894	2 876	623
823	Libraries	—	—	—	—	—
824	Vocational schools	16	(D)	(D)	(D)	EE
829	Schools and educational services, n.e.c.	23	(D)	(D)	(D)	CC
83	Social services	125	41 626	16 803	3 741	1 398
835	Child day care services	86	15 189	6 994	1 565	782
832, 3, 6, 9	Other social services	39	26 437	9 809	2 176	616

Table 5. Summary Statistics for Firms Subject to Federal Income Tax for Places With 350 Establishments or More: 1992 — Con.

[Includes only establishments with payroll. For meaning of abbreviations and symbols, see introductory text. For explanation of terms and comparability of 1987 and 1992 censuses, see appendix A. For information on geographic areas followed by ▲, see appendix F]

SIC code	Geographic area and kind of business or operation	Establishments (number)	Receipts (\$1,000)	Annual payroll (\$1,000)	First-quarter payroll (\$1,000)	Paid employees for pay period including March 12 (number)
	TAMPA—Con.					
87 ex. 8733	Engineering, accounting, research, management, and related services (except noncommercial research organizations) -----	588	535 066	221 144	53 196	6 073
871	Engineering, architectural, and surveying services -----	200	305 900	117 992	28 298	3 166
8711	Engineering services -----	127	255 579	101 432	24 569	2 645
8712	Architectural services -----	56	43 260	14 403	3 232	413
8713	Surveying services -----	17	7 061	2 157	497	108
872	Accounting, auditing, and bookkeeping services -----	192	105 622	44 933	10 698	1 430
873 ex. 8733	Research, development, and testing services (except noncommercial research organizations) -----	31	20 331	8 332	2 040	345
8731	Commercial physical and biological research -----	7	(D)	(D)	(D)	BB
8732	Commercial economic, sociological, and educational research -----	13	(D)	(D)	(D)	CC
8734	Testing laboratories -----	11	10 940	5 047	1 149	206
874	Management and public relations services -----	165	103 213	49 887	12 160	1 132
8741	Management services -----	43	26 457	11 103	2 421	261
8742	Management consulting services -----	79	58 169	32 239	8 372	689
8743	Public relations services -----	15	(D)	(D)	(D)	BB
8744	Facilities support management services -----	1	(D)	(D)	(D)	AA
8748	Business consulting services, n.e.c. -----	27	9 543	3 256	637	90
89	Services, n.e.c. -----	35	33 912	12 293	2 697	337
	VENICE					
	Total -----	379	162 688	66 087	14 594	2 732
70 ex. 704	Hotels, rooming houses, camps, and other lodging places (except membership lodging) -----	8	5 153	1 038	314	169
7011	Hotels and motels -----	7	(D)	(D)	(D)	CC
7011 pt.	Hotels -----	2	(D)	(D)	(D)	BB
7011 pt.	Motels, motor hotels, and tourist courts -----	5	(D)	(D)	(D)	BB
702, 3	Other lodging places -----	1	(D)	(D)	(D)	AA
72	Personal services -----	45	7 413	2 753	733	210
721	Laundry, cleaning, and garment services -----	7	1 700	542	137	36
7211	Power laundries, family and commercial* -----	—	—	—	—	—
7213	Linen supply* -----	—	—	—	—	—
7215	Coin-operated laundries and drycleaning -----	3	234	30	9	5
7216	Drycleaning plants, except rug cleaning* -----	2	(D)	(D)	(D)	BB
7217	Carpet and upholstery cleaning -----	2	(D)	(D)	(D)	AA
7218	Industrial launderers* -----	—	—	—	—	—
7212, 9	Other laundry, cleaning, and garment services* -----	—	—	—	—	—
722	Photographic studios, portrait -----	2	(D)	(D)	(D)	AA
723, 4	Beauty and barber shops -----	32	3 654	1 752	484	144
723	Beauty shops -----	31	(D)	(D)	(D)	CC
724	Barber shops -----	1	(D)	(D)	(D)	AA
725	Shoe repair shops and shoeshine parlors -----	1	(D)	(D)	(D)	AA
726	Funeral service and crematories -----	2	(D)	(D)	(D)	AA
729	Miscellaneous personal services -----	1	(D)	(D)	(D)	AA
73	Business services -----	46	9 871	3 918	847	265
731	Advertising -----	2	(D)	(D)	(D)	AA
732	Consumer credit reporting agencies, mercantile reporting agencies, and adjustment and collection agencies -----	—	—	—	—	—
733	Mailing, reproduction, commercial art and photography, and stenographic services -----	3	(D)	(D)	(D)	AA
734	Services to dwellings and other buildings -----	13	2 396	992	245	74
735	Miscellaneous equipment rental and leasing -----	6	1 718	410	93	25
736	Personnel supply services -----	6	2 255	1 550	295	120
737	Computer programming, data processing, and other computer related services -----	2	(D)	(D)	(D)	AA
7371, 2, 3	Computer programming, prepackaged software, and integrated systems -----	—	—	—	—	—
7374, 5, 6	Data processing services -----	—	—	—	—	—
7377, 8, 9	Computer rental and leasing, maintenance, and related services, n.e.c. -----	2	(D)	(D)	(D)	AA
738	Miscellaneous business services -----	14	2 116	440	91	29
75	Automotive repair, services, and parking -----	28	6 192	1 520	330	98
751	Automotive rental and leasing, without drivers -----	1	(D)	(D)	(D)	AA
752	Automobile parking -----	—	—	—	—	—
753	Automotive repair shops -----	22	5 082	1 182	247	62
7532	Top, body, and upholstery repair shops and paint shops -----	7	1 021	323	69	23
7538	General automotive repair shops -----	12	2 991	644	133	30
7533, 4, 6, 7, 9	Other automotive repair shops -----	3	1 070	215	45	9
754	Automotive services, except repair -----	5	(D)	(D)	(D)	BB
76	Miscellaneous repair services -----	9	3 278	1 307	293	52
762	Electrical repair shops -----	2	(D)	(D)	(D)	AA
7622	Radio and television repair shops -----	1	(D)	(D)	(D)	AA
7623, 9	Other electrical and electronic repair shops -----	1	(D)	(D)	(D)	AA
763	Watch, clock, and jewelry repair -----	—	—	—	—	—
764	Reupholstery and furniture repair -----	2	(D)	(D)	(D)	AA
769	Miscellaneous repair and related services -----	5	1 902	859	184	30

Table 5. Summary Statistics for Firms Subject to Federal Income Tax for Places With 350 Establishments or More: 1992 — Con.

[Includes only establishments with payroll. For meaning of abbreviations and symbols, see introductory text. For explanation of terms and comparability of 1987 and 1992 censuses, see appendix A. For information on geographic areas followed by ▲, see appendix F]

SIC code	Geographic area and kind of business or operation	Establishments (number)	Receipts (\$1,000)	Annual payroll (\$1,000)	First-quarter payroll (\$1,000)	Paid employees for pay period including March 12 (number)
VENICE—Con.						
78, 79, 84	Amusement and recreation services, including motion pictures and museums	15	9 201	2 314	748	178
781, 2	Motion picture production, distribution, and services	—	—	—	—	—
783	Motion picture theaters	1	(D)	(D)	(D)	AA
784	Video tape rental	6	(D)	(D)	(D)	BB
792	Theatrical producers (except motion picture), bands, orchestras, and entertainers	1	(D)	(D)	(D)	AA
793	Bowling centers	—	—	—	—	—
79 ex. 792, 3; 84	Commercial sports and other amusement and recreation services, including museums	7	7 328	2 029	679	143
80	Health services	138	99 023	42 854	9 051	1 382
801	Offices and clinics of doctors of medicine	67	39 763	20 013	4 174	381
802	Offices and clinics of dentists	27	9 143	3 784	785	120
803	Offices and clinics of doctors of osteopathy	—	—	—	—	—
804	Offices and clinics of other health practitioners	26	6 732	2 617	600	92
805	Nursing and personal care facilities	5	20 284	7 722	1 601	494
806	Hospitals	—	—	—	—	—
807, 8, 9	Other health services	13	23 101	8 718	1 891	295
81	Legal services	32	11 836	6 483	1 358	152
823, 4, 9	Selected educational services	1	(D)	(D)	(D)	AA
83	Social services	6	1 698	500	120	61
835	Child day care services	3	(D)	(D)	(D)	AA
832, 3, 6, 9	Other social services	3	(D)	(D)	(D)	BB
87 ex. 8733	Engineering, accounting, research, management, and related services (except noncommercial research organizations)	49	8 175	3 036	703	151
871	Engineering, architectural, and surveying services	6	(D)	(D)	(D)	AA
872	Accounting, auditing, and bookkeeping services	29	4 032	1 635	388	75
873 ex. 87333	Research, development, and testing services (except noncommercial research organizations)	4	(D)	(D)	(D)	AA
874	Management and public relations services	10	1 908	809	195	51
89	Services, n.e.c.	2	(D)	(D)	(D)	AA
VERO BEACH						
	Total	525	230 987	86 631	19 125	3 808
70 ex. 704	Hotels, rooming houses, camps, and other lodging places (except membership lodging)	14	11 187	3 053	736	400
7011	Hotels and motels	14	11 187	3 053	736	400
7011 pt.	Hotels	4	(D)	(D)	(D)	EE
7011 pt.	Motels, motor hotels, and tourist courts	10	(D)	(D)	(D)	CC
702, 3	Other lodging places	—	—	—	—	—
72	Personal services	65	10 997	3 781	1 034	320
721	Laundry, cleaning, and garment services	16	2 640	895	235	94
7211	Power laundries, family and commercial*	—	—	—	—	—
7213	Linen supply*	—	—	—	—	—
7215	Coin-operated laundries and drycleaning	7	(D)	(D)	(D)	BB
7216	Drycleaning plants, except rug cleaning*	4	1 499	542	145	54
7217	Carpet and upholstery cleaning	3	(D)	(D)	(D)	AA
7218	Industrial launderers*	—	—	—	—	—
7212, 9	Other laundry, cleaning, and garment services*	2	(D)	(D)	(D)	AA
722	Photographic studios, portrait	2	(D)	(D)	(D)	AA
723, 4	Beauty and barber shops	38	4 391	1 788	507	148
723	Beauty shops	38	4 391	1 788	507	148
724	Barber shops	—	—	—	—	—
725	Shoe repair shops and shoeshine parlors	1	(D)	(D)	(D)	AA
726	Funeral service and crematories	2	(D)	(D)	(D)	BB
729	Miscellaneous personal services	6	1 007	319	91	31
73	Business services	78	34 203	12 369	2 501	619
731	Advertising	4	(D)	(D)	(D)	BB
732	Consumer credit reporting agencies, mercantile reporting agencies, and adjustment and collection agencies	4	4 318	2 167	483	76
733	Mailing, reproduction, commercial art and photography, and stenographic services	9	(D)	(D)	(D)	AA
734	Services to dwellings and other buildings	12	2 444	1 001	248	90
735	Miscellaneous equipment rental and leasing	9	(D)	(D)	(D)	BB
736	Personnel supply services	5	1 832	1 301	315	126
737	Computer programming, data processing, and other computer related services	7	4 410	1 900	281	41
7371, 2, 3	Computer programming, prepackaged software, and integrated systems	5	(D)	(D)	(D)	BB
7374, 5, 6	Data processing services	1	(D)	(D)	(D)	AA
7377, 8, 9	Computer rental and leasing, maintenance, and related services, n.e.c.	1	(D)	(D)	(D)	AA
738	Miscellaneous business services	28	14 199	4 251	758	203

Table 5. Summary Statistics for Firms Subject to Federal Income Tax for Places With 350 Establishments or More: 1992 — Con.

[Includes only establishments with payroll. For meaning of abbreviations and symbols, see introductory text. For explanation of terms and comparability of 1987 and 1992 censuses, see appendix A. For information on geographic areas followed by ▲, see appendix F]

SIC code	Geographic area and kind of business or operation	Establishments (number)	Receipts (\$1,000)	Annual payroll (\$1,000)	First-quarter payroll (\$1,000)	Paid employees for pay period including March 12 (number)
VERO BEACH—Con.						
75	Automotive repair, services, and parking	33	8 705	2 096	522	124
751	Automotive rental and leasing, without drivers	5	(D)	(D)	(D)	AA
752	Automobile parking	—	—	—	—	—
753	Automotive repair shops	21	5 444	1 529	389	77
7532	Top, body, and upholstery repair shops and paint shops	4	1 586	413	108	18
7538	General automotive repair shops	9	2 265	697	172	30
7533, 4, 6, 7, 9	Other automotive repair shops	8	1 593	419	109	29
754	Automotive services, except repair	7	(D)	(D)	(D)	BB
76	Miscellaneous repair services	13	2 195	657	141	42
762	Electrical repair shops	6	(D)	(D)	(D)	BB
7622	Radio and television repair shops	—	—	—	—	—
7623, 9	Other electrical and electronic repair shops	6	(D)	(D)	(D)	BB
763	Watch, clock, and jewelry repair	—	—	—	—	—
764	Reupholstery and furniture repair	3	439	253	37	12
769	Miscellaneous repair and related services	4	(D)	(D)	(D)	AA
78, 79, 84	Amusement and recreation services, including motion pictures and museums	13	(D)	(D)	(D)	CC
781, 2	Motion picture production, distribution, and services	—	—	—	—	—
783	Motion picture theaters	1	(D)	(D)	(D)	BB
784	Video tape rental	3	1 149	148	15	9
792	Theatrical producers (except motion picture), bands, orchestras, and entertainers	—	—	—	—	—
793	Bowling centers	1	(D)	(D)	(D)	BB
79 ex. 792, 3; 84	Commercial sports and other amusement and recreation services, including museums	8	2 536	533	130	61
80	Health services	150	96 286	36 610	7 715	1 140
801	Offices and clinics of doctors of medicine	71	60 830	25 660	5 363	615
802	Offices and clinics of dentists	40	15 543	4 680	1 018	206
803	Offices and clinics of doctors of osteopathy	—	—	—	—	—
804	Offices and clinics of other health practitioners	23	5 946	1 248	287	73
805	Nursing and personal care facilities	1	(D)	(D)	(D)	BB
806	Hospitals	—	—	—	—	—
807, 8, 9	Other health services	15	(D)	(D)	(D)	CC
81	Legal services	49	17 035	7 433	1 532	193
823, 4, 9	Selected educational services	3	(D)	(D)	(D)	CC
83	Social services	16	(D)	(D)	(D)	CC
835	Child day care services	12	2 290	1 033	256	122
832, 3, 6, 9	Other social services	4	(D)	(D)	(D)	AA
87 ex. 8733	Engineering, accounting, research, management, and related services (except noncommercial research organizations)	85	28 862	14 679	3 347	508
871	Engineering, architectural, and surveying services	30	11 820	6 503	1 510	240
872	Accounting, auditing, and bookkeeping services	35	(D)	(D)	(D)	CC
873 ex. 8733	Research, development, and testing services (except noncommercial research organizations)	3	(D)	(D)	(D)	BB
874	Management and public relations services	17	8 027	3 615	887	101
89	Services, n.e.c.	6	(D)	(D)	(D)	AA
WEST PALM BEACH						
	Total	1 640	1 264 076	548 518	125 590	17 311
70 ex. 704	Hotels, rooming houses, camps, and other lodging places (except membership lodging)	21	(D)	(D)	(D)	FF
7011	Hotels and motels	20	22 683	7 127	1 905	636
7011 pt.	Hotels	12	19 913	6 538	1 751	589
7011 pt.	Motels, motor hotels, and tourist courts	8	2 770	589	154	47
702, 3	Other lodging places	1	(D)	(D)	(D)	AA
72	Personal services	126	36 956	13 869	3 459	914
721	Laundry, cleaning, and garment services	39	18 113	7 865	1 834	463
7211	Power laundries, family and commercial*	1	(D)	(D)	(D)	AA
7213	Linen supply*	3	(D)	(D)	(D)	CC
7215	Coin-operated laundries and drycleaning	7	(D)	(D)	(D)	BB
7216	Drycleaning plants, except rug cleaning*	17	4 499	2 009	506	152
7217	Carpet and upholstery cleaning	7	(D)	(D)	(D)	BB
7218	Industrial launderers*	—	—	—	—	—
7212, 9	Other laundry, cleaning, and garment services*	4	(D)	(D)	(D)	AA
722	Photographic studios, portrait	7	1 796	453	87	28
723, 4	Beauty and barber shops	52	7 648	3 612	989	289
723	Beauty shops	52	7 648	3 612	989	289
724	Barber shops	—	—	—	—	—
725	Shoe repair shops and shoeshine parlors	3	(D)	(D)	(D)	AA
726	Funeral service and crematories	7	3 936	1 041	297	56
729	Miscellaneous personal services	18	(D)	(D)	(D)	BB

Table 5. Summary Statistics for Firms Subject to Federal Income Tax for Places With 350 Establishments or More: 1992 — Con.

[Includes only establishments with payroll. For meaning of abbreviations and symbols, see introductory text. For explanation of terms and comparability of 1987 and 1992 censuses, see appendix A. For information on geographic areas followed by ▲, see appendix F]

SIC code	Geographic area and kind of business or operation	Establishments (number)	Receipts (\$1,000)	Annual payroll (\$1,000)	First-quarter payroll (\$1,000)	Paid employees for pay period including March 12 (number)
WEST PALM BEACH—Con.						
73	Business services	228	194 319	53 072	12 985	3 412
731	Advertising	16	4 019	1 324	270	45
732	Consumer credit reporting agencies, mercantile reporting agencies, and adjustment and collection agencies	3	(D)	(D)	(D)	AA
733	Mailing, reproduction, commercial art and photography, and stenographic services	32	14 933	4 344	779	125
734	Services to dwellings and other buildings	36	22 331	9 759	2 498	641
735	Miscellaneous equipment rental and leasing	16	75 306	3 752	879	128
736	Personnel supply services	28	17 536	11 945	3 161	1 108
737	Computer programming, data processing, and other computer related services	19	17 010	4 047	971	101
7371, 2, 3	Computer programming, prepackaged software, and integrated systems	12	2 747	751	212	27
7374, 5, 6	Data processing services	2	(D)	(D)	(D)	AA
7377, 8, 9	Computer rental and leasing, maintenance, and related services, n.e.c.	5	(D)	(D)	(D)	BB
738	Miscellaneous business services	78	(D)	(D)	(D)	GG
75	Automotive repair, services, and parking	106	52 616	11 200	2 714	641
751	Automotive rental and leasing, without drivers	12	24 468	3 166	773	202
752	Automobile parking	12	(D)	(D)	(D)	AA
753	Automotive repair shops	74	21 548	5 879	1 448	299
7532	Top, body, and upholstery repair shops and paint shops	21	6 144	1 751	443	99
7538	General automotive repair shops	37	10 742	2 915	719	143
7533, 4, 6, 7, 9	Other automotive repair shops	16	4 662	1 213	286	57
754	Automotive services, except repair	8	(D)	(D)	(D)	CC
76	Miscellaneous repair services	48	20 256	6 175	1 436	319
762	Electrical repair shops	13	14 379	4 844	1 072	241
7622	Radio and television repair shops	2	(D)	(D)	(D)	AA
7623, 9	Other electrical and electronic repair shops	11	(D)	(D)	(D)	CC
763	Watch, clock, and jewelry repair	3	(D)	(D)	(D)	AA
764	Reupholstery and furniture repair	13	1 227	315	79	20
769	Miscellaneous repair and related services	19	(D)	(D)	(D)	BB
78, 79, 84	Amusement and recreation services, including motion pictures and museums	53	35 596	8 937	2 138	563
781, 2	Motion picture production, distribution, and services	5	(D)	(D)	(D)	AA
783	Motion picture theaters	5	(D)	(D)	(D)	BB
784	Video tape rental	8	1 346	277	68	34
792	Theatrical producers (except motion picture), bands, orchestras, and entertainers	6	(D)	(D)	(D)	BB
793	Bowling centers	—	—	—	—	—
79 ex. 792, 3; 84	Commercial sports and other amusement and recreation services, including museums	29	18 023	6 747	1 599	372
80	Health services	429	343 443	159 077	35 139	4 216
801	Offices and clinics of doctors of medicine	234	185 106	97 904	20 212	1 527
802	Offices and clinics of dentists	77	29 896	11 437	2 557	433
803	Offices and clinics of doctors of osteopathy	16	6 972	3 046	654	88
804	Offices and clinics of other health practitioners	53	13 012	5 413	1 213	178
805	Nursing and personal care facilities	5	10 400	4 873	1 129	290
806	Hospitals	3	(D)	(D)	(D)	GG
807, 8, 9	Other health services	41	(D)	(D)	(D)	FF
81	Legal services	380	320 162	171 224	35 626	2 841
823, 4, 9	Selected educational services	6	1 455	464	103	32
83	Social services	34	11 458	3 694	841	263
835	Child day care services	14	2 427	1 138	282	105
832, 3, 6, 9	Other social services	20	9 031	2 556	559	158
87 ex. 8733	Engineering, accounting, research, management, and related services (except noncommercial research organizations)	198	222 828	112 998	29 060	3 443
871	Engineering, architectural, and surveying services	67	50 712	24 270	5 711	615
872	Accounting, auditing, and bookkeeping services	66	39 809	16 256	4 353	461
873 ex. 8733	Research, development, and testing services (except noncommercial research organizations)	9	5 379	2 840	680	88
874	Management and public relations services	56	126 928	69 632	18 316	2 279
89	Services, n.e.c.	11	(D)	(D)	(D)	BB

Table 5. Summary Statistics for Firms Subject to Federal Income Tax for Places With 350 Establishments or More: 1992 — Con.

[Includes only establishments with payroll. For meaning of abbreviations and symbols, see introductory text. For explanation of terms and comparability of 1987 and 1992 censuses, see appendix A. For information on geographic areas followed by ▲, see appendix F]

SIC code	Geographic area and kind of business or operation	Establishments (number)	Receipts (\$1,000)	Annual payroll (\$1,000)	First-quarter payroll (\$1,000)	Paid employees for pay period including March 12 (number)
WINTER HAVEN						
	Total	475	226 746	92 809	21 014	3 570
70 ex. 704	Hotels, rooming houses, camps, and other lodging places (except membership lodging)	15	6 590	1 808	484	186
7011	Hotels and motels	14	(D)	(D)	(D)	CC
7011 pt.	Hotels	2	(D)	(D)	(D)	BB
7011 pt.	Motels, motor hotels, and tourist courts	12	(D)	(D)	(D)	CC
702, 3	Other lodging places	1	(D)	(D)	(D)	AA
72	Personal services	49	8 013	2 357	603	211
721	Laundry, cleaning, and garment services	12	1 047	285	81	39
7211	Power laundries, family and commercial*	—	—	—	—	—
7213	Linen supply*	—	—	—	—	—
7215	Coin-operated laundries and drycleaning	2	(D)	(D)	(D)	AA
7216	Drycleaning plants, except rug cleaning*	7	728	221	65	30
7217	Carpet and upholstery cleaning	2	(D)	(D)	(D)	AA
7218	Industrial laundriers*	—	—	—	—	—
7212, 9	Other laundry, cleaning, and garment services*	1	(D)	(D)	(D)	AA
722	Photographic studios, portrait	5	1 119	212	48	27
723, 4	Beauty and barber shops	20	2 382	1 079	286	94
723	Beauty shops	18	(D)	(D)	(D)	BB
724	Barber shops	2	(D)	(D)	(D)	AA
725	Shoe repair shops and shoeshine parlors	1	(D)	(D)	(D)	AA
726	Funeral service and crematories	4	1 983	450	106	25
729	Miscellaneous personal services	7	(D)	(D)	(D)	BB
73	Business services	62	23 363	5 676	1 456	436
731	Advertising	4	(D)	(D)	(D)	AA
732	Consumer credit reporting agencies, mercantile reporting agencies, and adjustment and collection agencies	2	(D)	(D)	(D)	AA
733	Mailing, reproduction, commercial art and photography, and stenographic services	4	392	113	20	10
734	Services to dwellings and other buildings	13	3 480	1 238	318	81
735	Miscellaneous equipment rental and leasing	12	12 262	1 716	419	123
736	Personnel supply services	5	1 599	769	166	95
737	Computer programming, data processing, and other computer related services	5	505	158	26	4
7371, 2, 3	Computer programming, prepackaged software, and integrated systems	3	(D)	(D)	(D)	AA
7374, 5, 6	Data processing services	—	—	—	—	—
7377, 8, 9	Computer rental and leasing, maintenance, and related services, n.e.c.	2	(D)	(D)	(D)	AA
738	Miscellaneous business services	17	3 302	1 209	383	98
75	Automotive repair, services, and parking	51	12 890	3 181	837	223
751	Automotive rental and leasing, without drivers	3	(D)	(D)	(D)	AA
752	Automobile parking	—	—	—	—	—
753	Automotive repair shops	37	10 330	2 451	616	142
7532	Top, body, and upholstery repair shops and paint shops	6	2 277	462	119	26
7538	General automotive repair shops	18	4 000	1 098	259	65
7533, 4, 6, 7, 9	Other automotive repair shops	13	4 053	891	238	51
754	Automotive services, except repair	11	(D)	(D)	(D)	BB
76	Miscellaneous repair services	20	5 361	1 262	328	94
762	Electrical repair shops	9	1 464	280	65	32
7622	Radio and television repair shops	4	899	115	30	18
7623, 9	Other electrical and electronic repair shops	5	565	165	35	14
763	Watch, clock, and jewelry repair	1	(D)	(D)	(D)	AA
764	Reupholstery and furniture repair	1	(D)	(D)	(D)	AA
769	Miscellaneous repair and related services	9	(D)	(D)	(D)	BB
78, 79, 84	Amusement and recreation services, including motion pictures and museums	30	6 516	1 587	399	163
781, 2	Motion picture production, distribution, and services	4	(D)	(D)	(D)	AA
783	Motion picture theaters	2	(D)	(D)	(D)	BB
784	Video tape rental	6	1 491	271	68	36
792	Theatrical producers (except motion picture), bands, orchestras, and entertainers	3	(D)	(D)	(D)	BB
793	Bowling centers	1	(D)	(D)	(D)	BB
79 ex. 792, 3, 84	Commercial sports and other amusement and recreation services, including museums	14	1 913	444	91	42
80	Health services	115	115 858	53 913	12 297	1 502
801	Offices and clinics of doctors of medicine	55	82 006	40 332	8 915	781
802	Offices and clinics of dentists	26	10 143	4 075	999	153
803	Offices and clinics of doctors of osteopathy	—	—	—	—	—
804	Offices and clinics of other health practitioners	22	7 088	3 229	737	106
805	Nursing and personal care facilities	5	12 625	5 130	1 215	384
806	Hospitals	—	—	—	—	—
807, 8, 9	Other health services	7	3 996	1 147	431	78
81	Legal services	43	18 879	8 462	1 699	226
823, 4, 9	Selected educational services	3	(D)	(D)	(D)	AA

Table 5. Summary Statistics for Firms Subject to Federal Income Tax for Places With 350 Establishments or More: 1992 — Con.

[Includes only establishments with payroll. For meaning of abbreviations and symbols, see introductory text. For explanation of terms and comparability of 1987 and 1992 censuses, see appendix A. For information on geographic areas followed by ▲, see appendix F]

SIC code	Geographic area and kind of business or operation	Establishments (number)	Receipts (\$1,000)	Annual payroll (\$1,000)	First-quarter payroll (\$1,000)	Paid employees for pay period including March 12 (number)
WINTER HAVEN — Con.						
83	Social services	23	6 290	2 585	610	242
835	Child day care services	16	1 840	789	181	86
832, 3, 6, 9	Other social services	7	4 450	1 796	429	156
87 ex. 8733	Engineering, accounting, research, management, and related services (except noncommercial research organizations)	59	21 531	11 591	2 217	266
871	Engineering, architectural, and surveying services	14	3 926	1 760	420	61
872	Accounting, auditing, and bookkeeping services	28	13 535	7 957	1 381	136
873 ex. 8733	Research, development, and testing services (except noncommercial research organizations)	2	(D)	(D)	(D)	AA
874	Management and public relations services	15	(D)	(D)	(D)	BB
89	Services, n.e.c.	5	(D)	(D)	(D)	AA
WINTER PARK						
	Total	618	437 815	170 325	37 535	5 171
70 ex. 704	Hotels, rooming houses, camps, and other lodging places (except membership lodging)	6	5 985	1 929	448	179
7011	Hotels and motels	6	5 985	1 929	448	179
7011 pt.	Hotels	4	(D)	(D)	(D)	CC
7011 pt.	Motels, motor hotels, and tourist courts	2	(D)	(D)	(D)	BB
702, 3	Other lodging places	—	—	—	—	—
72	Personal services	53	12 438	4 338	1 042	302
721	Laundry, cleaning, and garment services	16	3 432	1 142	263	88
7211	Power laundries, family and commercial*	—	—	—	—	—
7213	Linen supply*	—	—	—	—	—
7215	Coin-operated laundries and drycleaning	4	499	104	21	11
7216	Drycleaning plants, except rug cleaning*	5	1 527	560	138	43
7217	Carpet and upholstery cleaning	3	(D)	(D)	(D)	AA
7218	Industrial laundriers*	—	—	—	—	—
7212, 9	Other laundry, cleaning, and garment services*	4	(D)	(D)	(D)	AA
722	Photographic studios, portrait	4	396	63	13	12
723, 4	Beauty and barber shops	23	3 667	1 639	390	122
723	Beauty shops	23	3 667	1 639	390	122
724	Barber shops	—	—	—	—	—
725	Shoe repair shops and shoeshine parlors	—	—	—	—	—
726	Funeral service and crematories	1	(D)	(D)	(D)	BB
729	Miscellaneous personal services	9	(D)	(D)	(D)	BB
73	Business services	105	75 072	21 967	5 333	928
731	Advertising	14	6 822	2 482	486	62
732	Consumer credit reporting agencies, mercantile reporting agencies, and adjustment and collection agencies	1	(D)	(D)	(D)	AA
733	Mailing, reproduction, commercial art and photography, and stenographic services	17	6 971	2 520	646	167
734	Services to dwellings and other buildings	11	1 535	739	170	49
735	Miscellaneous equipment rental and leasing	4	(D)	(D)	(D)	AA
736	Personnel supply services	12	6 613	3 655	791	195
737	Computer programming, data processing, and other computer related services	21	14 354	5 139	1 286	149
7371, 2, 3	Computer programming, prepackaged software, and integrated systems	10	3 071	1 540	330	43
7374, 5, 6	Data processing services	4	(D)	(D)	(D)	BB
7377, 8, 9	Computer rental and leasing, maintenance, and related services, n.e.c.	7	(D)	(D)	(D)	BB
738	Miscellaneous business services	25	(D)	(D)	(D)	EE
75	Automotive repair, services, and parking	26	8 656	1 755	338	93
751	Automotive rental and leasing, without drivers	1	(D)	(D)	(D)	AA
752	Automobile parking	—	—	—	—	—
753	Automotive repair shops	20	5 721	1 541	290	64
7532	Top, body, and upholstery repair shops and paint shops	6	1 961	489	75	18
7538	General automotive repair shops	8	2 170	509	105	22
7533, 4, 6, 7, 9	Other automotive repair shops	6	1 590	543	110	24
754	Automotive services, except repair	5	(D)	(D)	(D)	BB
76	Miscellaneous repair services	11	3 059	803	169	37
762	Electrical repair shops	6	2 330	552	109	23
7622	Radio and television repair shops	2	(D)	(D)	(D)	AA
7623, 9	Other electrical and electronic repair shops	4	(D)	(D)	(D)	AA
763	Watch, clock, and jewelry repair	1	(D)	(D)	(D)	AA
764	Reupholstery and furniture repair	2	(D)	(D)	(D)	AA
769	Miscellaneous repair and related services	2	(D)	(D)	(D)	AA

Table 5. Summary Statistics for Firms Subject to Federal Income Tax for Places With 350 Establishments or More: 1992 — Con.

[Includes only establishments with payroll. For meaning of abbreviations and symbols, see introductory text. For explanation of terms and comparability of 1987 and 1992 censuses, see appendix A. For information on geographic areas followed by ▲, see appendix F]

SIC code	Geographic area and kind of business or operation	Establishments (number)	Receipts (\$1,000)	Annual payroll (\$1,000)	First-quarter payroll (\$1,000)	Paid employees for pay period including March 12 (number)
	WINTER PARK — Con.					
78, 79, 84	Amusement and recreation services, including motion pictures and museums	31	13 127	2 501	573	239
781, 2	Motion picture production, distribution, and services	3	(D)	(D)	(D)	AA
783	Motion picture theaters	2	(D)	(D)	(D)	BB
784	Video tape rental	5	(D)	(D)	(D)	BB
792	Theatrical producers (except motion picture), bands, orchestras, and entertainers	6	3 478	616	154	26
793	Bowling centers	2	(D)	(D)	(D)	BB
79 ex. 792, 3, 84	Commercial sports and other amusement and recreation services, including museums	13	3 171	647	147	73
80	Health services	160	132 597	63 342	13 273	1 520
801	Offices and clinics of doctors of medicine	83	88 436	43 357	8 838	773
802	Offices and clinics of dentists	33	16 294	8 229	1 810	252
803	Offices and clinics of doctors of osteopathy	—	—	—	—	—
804	Offices and clinics of other health practitioners	26	4 793	1 837	457	71
805	Nursing and personal care facilities	3	13 450	6 317	1 437	325
806	Hospitals	—	—	—	—	—
807, 8, 9	Other health services	15	9 624	3 602	731	99
81	Legal services	70	32 837	17 809	3 432	391
823, 4, 9	Selected educational services	8	5 818	1 266	170	40
83	Social services	13	3 753	1 672	344	67
835	Child day care services	4	564	258	46	22
832, 3, 6, 9	Other social services	9	3 189	1 414	298	45
87 ex. 8733	Engineering, accounting, research, management, and related services (except noncommercial research organizations)	129	142 493	52 139	12 349	1 366
871	Engineering, architectural, and surveying services	42	59 831	22 691	5 438	648
872	Accounting, auditing, and bookkeeping services	34	10 277	5 379	1 103	156
873 ex. 8733	Research, development, and testing services (except noncommercial research organizations)	8	11 132	4 523	1 127	172
874	Management and public relations services	45	61 253	19 546	4 681	390
89	Services, n.e.c.	6	1 980	804	64	9

Table 6. Summary Statistics for Firms Subject to Federal Income Tax for Counties With 350 Establishments or More: 1992

[Includes only establishments with payroll. For meaning of abbreviations and symbols, see introductory text. For explanation of terms and comparability of 1987 and 1992 censuses, see appendix A. For information on geographic areas followed by ▲, see appendix F]

SIC code	Geographic area and kind of business or operation	Establishments (number)	Receipts (\$1,000)	Annual payroll (\$1,000)	First-quarter payroll (\$1,000)	Paid employees for pay period including March 12 (number)
	ALACHUA COUNTY (Coextensive with Gainesville, FL MSA; see table 7a.)					
	BAY COUNTY (Coextensive with Panama City, FL MSA; see table 7a.)					
	BREVARD COUNTY (Coextensive with Melbourne–Titusville–Palm Bay, FL MSA; see table 7a.)					
	BROWARD COUNTY (Coextensive with Fort Lauderdale, FL PMSA; see table 7a.)					
	CHARLOTTE COUNTY (Coextensive with Punta Gorda, FL MSA; see table 7a.)					
	CITRUS COUNTY					
	Total -----	596	265 629	106 069	23 187	5 416
70 ex. 704	Hotels, rooming houses, camps, and other lodging places (except membership lodging) -----	24	13 865	4 051	1 060	449
7011	Hotels and motels -----	19	12 691	3 744	967	409
7011 pt.	Hotels -----	7	9 126	2 999	776	328
7011 pt.	Motels, motor hotels, and tourist courts -----	12	3 565	745	191	81
702, 3	Other lodging places -----	5	1 174	307	93	40
72	Personal services -----	71	8 899	3 117	719	310
721	Laundry, cleaning, and garment services -----	14	1 696	531	92	65
7211	Power laundries, family and commercial* -----	—	—	—	—	—
7213	Linen supply* -----	1	(D)	(D)	(D)	AA
7215	Coin-operated laundries and drycleaning -----	3	177	47	11	6
7216	Drycleaning plants, except rug cleaning* -----	4	(D)	(D)	(D)	AA
7217	Carpet and upholstery cleaning -----	6	839	278	30	30
7218	Industrial laundriers* -----	—	—	—	—	—
7212, 9	Other laundry, cleaning, and garment services* -----	—	—	—	—	—
722	Photographic studios, portrait -----	2	(D)	(D)	(D)	AA
723, 4	Beauty and barber shops -----	42	3 420	1 429	358	156
723	Beauty shops -----	41	(D)	(D)	(D)	CC
724	Barber shops -----	1	(D)	(D)	(D)	AA
725	Shoe repair shops and shoeshine parlors -----	—	—	—	—	—
726	Funeral service and crematories -----	8	3 049	975	201	49
729	Miscellaneous personal services -----	5	(D)	(D)	(D)	BB
73	Business services -----	91	39 834	18 442	4 292	1 365
731	Advertising -----	8	690	137	40	19
732	Consumer credit reporting agencies, mercantile reporting agencies, and adjustment and collection agencies -----	2	(D)	(D)	(D)	AA
733	Mailing, reproduction, commercial art and photography, and stenographic services -----	3	(D)	(D)	(D)	AA
734	Services to dwellings and other buildings -----	21	5 974	2 021	518	139
735	Miscellaneous equipment rental and leasing -----	12	3 446	800	188	51
736	Personnel supply services -----	11	9 788	6 783	1 517	770
737	Computer programming, data processing, and other computer related services -----	9	7 441	2 504	597	91
7371, 2, 3	Computer programming, prepackaged software, and integrated systems -----	5	(D)	(D)	(D)	BB
7374, 5, 6	Data processing services -----	2	(D)	(D)	(D)	BB
7377, 8, 9	Computer rental and leasing, maintenance, and related services, n.e.c. -----	2	(D)	(D)	(D)	AA
738	Miscellaneous business services -----	25	11 986	6 078	1 416	290
75	Automotive repair, services, and parking -----	53	10 655	2 310	592	160
751	Automotive rental and leasing, without drivers -----	2	(D)	(D)	(D)	AA
752	Automobile parking -----	—	—	—	—	—
753	Automotive repair shops -----	46	9 938	2 096	536	138
7532	Top, body, and upholstery repair shops and paint shops -----	8	1 918	264	78	21
7538	General automotive repair shops -----	28	5 835	1 353	333	88
7533, 4, 6, 7, 9	Other automotive repair shops -----	10	2 185	479	125	29
754	Automotive services, except repair -----	5	(D)	(D)	(D)	AA

Table 6. Summary Statistics for Firms Subject to Federal Income Tax for Counties With 350 Establishments or More: 1992 — Con.

[Includes only establishments with payroll. For meaning of abbreviations and symbols, see introductory text. For explanation of terms and comparability of 1987 and 1992 censuses, see appendix A. For information on geographic areas followed by ▲, see appendix F]

SIC code	Geographic area and kind of business or operation	Establishments (number)	Receipts (\$1,000)	Annual payroll (\$1,000)	First-quarter payroll (\$1,000)	Paid employees for pay period including March 12 (number)
CITRUS COUNTY — Con.						
76	Miscellaneous repair services -----	25	4 746	1 081	270	75
762	Electrical repair shops -----	15	2 167	479	116	34
7622	Radio and television repair shops -----	3	252	64	17	6
7623, 9	Other electrical and electronic repair shops -----	12	1 915	415	99	28
763	Watch, clock, and jewelry repair -----	—	—	—	—	—
764	Reupholstery and furniture repair -----	—	—	—	—	—
769	Miscellaneous repair and related services -----	10	2 579	602	154	41
78, 79, 84	Amusement and recreation services, including motion pictures and museums -----	46	15 150	4 068	931	370
781, 2	Motion picture production, distribution, and services -----	2	(D)	(D)	(D)	AA
783	Motion picture theaters -----	1	(D)	(D)	(D)	AA
784	Video tape rental -----	8	(D)	(D)	(D)	BB
792	Theatrical producers (except motion picture), bands, orchestras, and entertainers -----	1	(D)	(D)	(D)	AA
793	Bowling centers -----	6	1 887	567	139	61
79 ex. 792, 3, 84	Commercial sports and other amusement and recreation services, including museums -----	28	10 862	3 142	713	262
80	Health services -----	171	147 377	62 122	12 911	2 184
801	Offices and clinics of doctors of medicine -----	88	56 796	24 324	4 105	438
802	Offices and clinics of dentists -----	22	7 857	3 276	710	110
803	Offices and clinics of doctors of osteopathy -----	8	5 111	2 410	536	61
804	Offices and clinics of other health practitioners -----	26	7 133	2 276	507	104
805	Nursing and personal care facilities -----	7	12 194	6 113	1 503	493
806	Hospitals -----	2	(D)	(D)	(D)	FF
807, 8, 9	Other health services -----	18	(D)	(D)	(D)	EE
81	Legal services -----	33	7 538	3 701	758	122
823, 4, 9	Selected educational services -----	2	(D)	(D)	(D)	AA
83	Social services -----	16	(D)	(D)	(D)	CC
835	Child day care services -----	10	1 096	530	121	75
832, 3, 6, 9	Other social services -----	6	(D)	(D)	(D)	BB
87 ex. 8733	Engineering, accounting, research, management, and related services (except noncommercial research organizations) -----	62	13 158	6 159	1 416	256
871	Engineering, architectural, and surveying services -----	18	8 646	4 256	1 025	154
872	Accounting, auditing, and bookkeeping services -----	35	3 403	1 410	283	78
873 ex. 8733	Research, development, and testing services (except noncommercial research organizations) -----	1	(D)	(D)	(D)	AA
874	Management and public relations services -----	8	(D)	(D)	(D)	AA
89	Services, n.e.c. -----	2	(D)	(D)	(D)	AA
CLAY COUNTY						
	Total -----	704	304 207	118 104	27 076	5 963
70 ex. 704	Hotels, rooming houses, camps, and other lodging places (except membership lodging) -----	5	2 198	583	98	54
7011	Hotels and motels -----	4	(D)	(D)	(D)	BB
7011 pt. 7011 pt.	Hotels -----	—	—	—	—	—
	Motels, motor hotels, and tourist courts -----	4	(D)	(D)	(D)	BB
702, 3	Other lodging places -----	1	(D)	(D)	(D)	AA
72	Personal services -----	103	13 579	4 646	1 109	530
721	Laundry, cleaning, and garment services -----	32	4 354	1 499	363	189
7211	Power laundries, family and commercial* -----	1	(D)	(D)	(D)	AA
7213	Linen supply* -----	—	—	—	—	—
7215	Coin-operated laundries and drycleaning -----	10	760	195	45	26
7216	Drycleaning plants, except rug cleaning* -----	10	2 251	877	203	83
7217	Carpet and upholstery cleaning -----	8	923	287	87	65
7218	Industrial launderers* -----	—	—	—	—	—
7212, 9	Other laundry, cleaning, and garment services* -----	3	(D)	(D)	(D)	AA
722	Photographic studios, portrait -----	7	(D)	(D)	(D)	BB
723, 4	Beauty and barber shops -----	50	4 793	2 073	520	223
723	Beauty shops -----	49	(D)	(D)	(D)	CC
724	Barber shops -----	1	(D)	(D)	(D)	AA
725	Shoe repair shops and shoeshine parlors -----	1	(D)	(D)	(D)	AA
726	Funeral service and crematories -----	2	(D)	(D)	(D)	AA
729	Miscellaneous personal services -----	11	1 784	426	72	46

Table 6. Summary Statistics for Firms Subject to Federal Income Tax for Counties With 350 Establishments or More: 1992 — Con.

[Includes only establishments with payroll. For meaning of abbreviations and symbols, see introductory text. For explanation of terms and comparability of 1987 and 1992 censuses, see appendix A. For information on geographic areas followed by ▲, see appendix F]

SIC code	Geographic area and kind of business or operation	Establishments (number)	Receipts (\$1,000)	Annual payroll (\$1,000)	First-quarter payroll (\$1,000)	Paid employees for pay period including March 12 (number)
CLAY COUNTY — Con.						
73	Business services	119	32 347	14 299	3 338	942
731	Advertising	2	(D)	(D)	(D)	AA
732	Consumer credit reporting agencies, mercantile reporting agencies, and adjustment and collection agencies	3	(D)	(D)	(D)	AA
733	Mailing, reproduction, commercial art and photography, and stenographic services	8	(D)	(D)	(D)	AA
734	Services to dwellings and other buildings	36	6 439	2 769	665	300
735	Miscellaneous equipment rental and leasing	13	6 147	1 635	329	112
736	Personnel supply services	8	6 639	5 198	1 278	202
737	Computer programming, data processing, and other computer related services	17	3 514	1 034	215	44
7371, 2, 3	Computer programming, prepackaged software, and integrated systems	10	2 307	563	118	20
7374, 5, 6	Data processing services	3	(D)	(D)	(D)	AA
7377, 8, 9	Computer rental and leasing, maintenance, and related services, n.e.c.	4	(D)	(D)	(D)	AA
738	Miscellaneous business services	32	(D)	(D)	(D)	EE
75	Automotive repair, services, and parking	59	13 135	3 701	911	267
751	Automotive rental and leasing, without drivers	3	(D)	(D)	(D)	AA
752	Automobile parking	—	—	—	—	—
753	Automotive repair shops	46	10 416	2 760	678	162
7532	Top, body, and upholstery repair shops and paint shops	9	(D)	(D)	(D)	BB
7538	General automotive repair shops	22	3 373	914	226	59
7533, 4, 6, 7, 9	Other automotive repair shops	15	(D)	(D)	(D)	BB
754	Automotive services, except repair	10	(D)	(D)	(D)	BB
76	Miscellaneous repair services	25	(D)	(D)	(D)	BB
762	Electrical repair shops	9	969	261	80	27
7622	Radio and television repair shops	5	(D)	(D)	(D)	AA
7623, 9	Other electrical and electronic repair shops	4	(D)	(D)	(D)	AA
763	Watch, clock, and jewelry repair	3	(D)	(D)	(D)	AA
764	Reupholstery and furniture repair	3	(D)	(D)	(D)	AA
769	Miscellaneous repair and related services	10	(D)	(D)	(D)	BB
78, 79, 84	Amusement and recreation services, including motion pictures and museums	33	16 624	3 762	924	398
781, 2	Motion picture production, distribution, and services	—	—	—	—	—
783	Motion picture theaters	3	(D)	(D)	(D)	BB
784	Video tape rental	8	2 186	295	73	41
792	Theatrical producers (except motion picture), bands, orchestras, and entertainers	1	(D)	(D)	(D)	AA
793	Bowling centers	1	(D)	(D)	(D)	BB
79 ex. 792, 3, 84	Commercial sports and other amusement and recreation services, including museums	20	11 093	2 974	727	279
80	Health services	208	184 591	73 157	16 579	2 783
801	Offices and clinics of doctors of medicine	95	56 992	28 090	5 649	576
802	Offices and clinics of dentists	41	16 947	6 549	1 467	274
803	Offices and clinics of doctors of osteopathy	3	(D)	(D)	(D)	BB
804	Offices and clinics of other health practitioners	40	11 993	4 389	963	155
805	Nursing and personal care facilities	6	20 757	8 410	1 956	628
806	Hospitals	1	(D)	(D)	(D)	FF
807, 8, 9	Other health services	22	(D)	(D)	(D)	CC
81	Legal services	28	7 782	3 289	626	121
823, 4, 9	Selected educational services	11	3 127	777	201	81
83	Social services	31	5 214	2 546	614	274
835	Child day care services	28	(D)	(D)	(D)	EE
832, 3, 6, 9	Other social services	3	(D)	(D)	(D)	AA
87 ex. 8733	Engineering, accounting, research, management, and related services (except noncommercial research organizations)	79	22 714	10 611	2 481	448
871	Engineering, architectural, and surveying services	29	10 300	4 758	1 139	147
872	Accounting, auditing, and bookkeeping services	31	(D)	(D)	(D)	CC
873 ex. 8733	Research, development, and testing services (except noncommercial research organizations)	3	(D)	(D)	(D)	BB
874	Management and public relations services	16	6 000	3 098	647	134
89	Services, n.e.c.	3	(D)	(D)	(D)	AA
COLLIER COUNTY (Coextensive with Naples, FL MSA; see table 7a.)						
DADE COUNTY (Coextensive with Miami, FL PMSA; see table 7a.)						

Table 6. Summary Statistics for Firms Subject to Federal Income Tax for Counties With 350 Establishments or More: 1992 — Con.

[Includes only establishments with payroll. For meaning of abbreviations and symbols, see introductory text. For explanation of terms and comparability of 1987 and 1992 censuses, see appendix A. For information on geographic areas followed by ▲, see appendix F]

SIC code	Geographic area and kind of business or operation	Establishments (number)	Receipts (\$1,000)	Annual payroll (\$1,000)	First-quarter payroll (\$1,000)	Paid employees for pay period including March 12 (number)
DUVAL COUNTY						
	Total	5 976	3 918 819	1 513 198	333 365	66 787
70 ex. 704	Hotels, rooming houses, camps, and other lodging places (except membership lodging)	112	107 845	29 803	7 009	2 867
7011	Hotels and motels	100	106 071	29 440	6 929	2 818
7011 pt.	Hotels	40	69 622	20 090	4 765	1 765
7011 pt.	Hotels, 25 guestrooms or more	33	68 659	19 818	4 704	1 736
7011 pt.	Hotels, less than 25 guestrooms	7	963	272	61	29
7011 pt.	Motels, motor hotels, and tourist courts	60	36 449	9 350	2 164	1 053
7011 pt.	Motels, tourist courts	51	(D)	(D)	(D)	FF
7011 pt.	Motor hotels	9	(D)	(D)	(D)	CC
702, 3	Other lodging places	12	1 774	363	80	49
702	Rooming and boarding houses	7	1 323	324	70	43
703	Camps and recreational vehicle parks	5	451	39	10	6
72	Personal services	679	139 538	49 266	12 272	4 499
721	Laundry, cleaning, and garment services	258	64 650	22 178	5 238	1 748
7211	Power laundries, family and commercial*	7	(D)	(D)	(D)	CC
7213	Linen supply*	5	(D)	(D)	(D)	CC
7215	Coin-operated laundries and drycleaning	74	8 674	1 851	428	237
7216	Drycleaning plants, except rug cleaning*	98	17 725	6 646	1 514	630
7217	Carpet and upholstery cleaning	37	6 769	2 637	593	148
7218	Industrial laundries*	4	(D)	(D)	(D)	EE
7212, 9	Other laundry, cleaning, and garment services*	33	(D)	(D)	(D)	CC
7212	Garment pressing, and agents for laundries and drycleaners	17	2 276	701	172	69
7219	Laundry and garment services, n.e.c.*	16	(D)	(D)	(D)	BB
722	Photographic studios, portrait	23	10 708	3 435	743	183
723, 4	Beauty and barber shops	272	33 798	15 307	3 768	1 344
723	Beauty shops	258	31 369	14 232	3 516	1 283
724	Barber shops	14	2 429	1 075	252	61
725	Shoe repair shops and shoeshine parlors	16	(D)	(D)	(D)	BB
726	Funeral service and crematories	37	14 163	3 788	987	263
729	Miscellaneous personal services	73	(D)	(D)	(D)	FF
7291	Tax return preparation services	16	3 934	1 884	844	517
7299	Miscellaneous personal services, n.e.c.	57	(D)	(D)	(D)	EE
73	Business services	1 186	1 229 421	471 319	107 922	25 372
731	Advertising	69	35 239	11 790	2 729	470
7311	Advertising agencies	54	(D)	(D)	(D)	EE
7312	Outdoor advertising services	5	(D)	(D)	(D)	BB
7313	Radio, television, publishers' advertising representatives	4	1 728	806	224	17
7319	Advertising, n.e.c.	6	(D)	(D)	(D)	CC
732	Consumer credit reporting agencies, mercantile reporting agencies, and adjustment and collection agencies	38	32 254	11 184	3 034	652
7322	Adjustment and collection services	32	(D)	(D)	(D)	FF
7323	Credit reporting services	6	(D)	(D)	(D)	BB
733	Mailing, reproduction, commercial art and photography, and stenographic services	117	41 239	11 844	2 811	625
7331	Direct mail advertising services	14	(D)	(D)	(D)	CC
7334	Photocopying and duplicating services	15	(D)	(D)	(D)	CC
7335, 6	Commercial photography, art, and graphics	45	8 728	2 725	629	148
7335	Commercial photography	12	(D)	(D)	(D)	BB
7336	Commercial art and graphic design	33	(D)	(D)	(D)	CC
7338	Secretarial and court reporting services	43	8 724	2 287	516	142
734	Services to dwellings and other buildings	245	81 738	39 496	8 873	3 744
7342	Disinfecting and pest control services	62	31 674	13 108	2 963	643
7349	Building cleaning and maintenance services, n.e.c.	183	50 064	26 388	5 910	3 101
735	Miscellaneous equipment rental and leasing	105	164 640	23 247	5 721	997
7352	Medical equipment rental and leasing	11	(D)	(D)	(D)	CC
7353	Heavy construction equipment rental and leasing	19	(D)	(D)	(D)	CC
7359	Equipment rental and leasing, n.e.c.	75	121 659	13 475	3 444	654
736	Personnel supply services	113	209 990	155 615	28 862	9 981
7361	Employment agencies	28	6 712	3 700	772	114
7363	Help supply services	85	203 278	151 915	28 090	9 867
7363 pt.	Temporary help supply	62	146 808	107 587	18 515	7 780
7363 pt.	Help supply, except temporary	23	56 470	44 328	9 575	2 087
737	Computer programming, data processing, and other computer related services	201	497 577	147 329	38 253	3 501
7371, 2, 3	Computer programming, prepackaged software, and integrated systems	105	149 037	64 557	15 658	1 457
7371	Computer programming services	59	100 361	39 675	9 575	788
7372	Prepackaged software	25	14 651	7 269	1 826	190
7373	Computer integrated systems	21	34 025	17 613	4 257	479
7374, 5, 6	Data processing services	35	327 192	76 429	20 852	1 854
7374, 5	Computer processing, information retrieval	32	(D)	(D)	(D)	GG
7376	Computer facilities management services	3	(D)	(D)	(D)	AA
7377, 8, 9	Computer rental and leasing, maintenance, and related services, n.e.c.	61	21 348	6 343	1 743	190
7377	Computer rental and leasing	4	3 845	719	169	26
7378	Computer maintenance and repair	26	(D)	(D)	(D)	CC
7379	Computer related services, n.e.c.	31	(D)	(D)	(D)	BB

Table 6. Summary Statistics for Firms Subject to Federal Income Tax for Counties With 350 Establishments or More: 1992 — Con.

[Includes only establishments with payroll. For meaning of abbreviations and symbols, see introductory text. For explanation of terms and comparability of 1987 and 1992 censuses, see appendix A. For information on geographic areas followed by ▲, see appendix F]

SIC code	Geographic area and kind of business or operation	Establishments (number)	Receipts (\$1,000)	Annual payroll (\$1,000)	First-quarter payroll (\$1,000)	Paid employees for pay period including March 12 (number)
DUVAL COUNTY — Con.						
73	Business services—Con.					
738	Miscellaneous business services	298	166 744	70 814	17 639	5 402
7381, 2	Detective agencies and protective services	70	59 627	35 257	8 762	3 030
7381	Detective, guard, and armored car services	55	(D)	(D)	(D)	HH
7382	Security systems services	15	(D)	(D)	(D)	CC
7383	News syndicates	—	—	—	—	—
7384	Photofinishing laboratories*	29	10 123	2 867	695	208
7389	Business services, n.e.c.	199	96 994	32 690	8 182	2 164
7389 pt.	Sign painting shops	14	1 885	778	209	113
7389 pt.	Interior designing	20	6 404	1 245	261	56
7389 pt.	Telephone answering services	9	2 682	1 282	282	129
7389 pt.	Other business services	156	86 023	29 385	7 430	1 866
75	Automotive repair, services, and parking	548	282 246	61 732	14 665	3 570
751	Automotive rental and leasing, without drivers	43	114 217	15 512	3 663	772
7513	Truck rental and leasing, without drivers	23	(D)	(D)	(D)	EE
7514, 5	Passenger car rental and leasing	19	(D)	(D)	(D)	EE
7514	Passenger car rental	17	(D)	(D)	(D)	EE
7515	Passenger car leasing	2	(D)	(D)	(D)	AA
7519	Utility trailer and recreational vehicle rental	1	(D)	(D)	(D)	AA
752	Automobile parking	38	7 800	957	231	95
753	Automotive repair shops	374	115 830	31 796	7 424	1 723
7532	Top, body, and upholstery repair shops and paint shops	91	28 546	9 006	2 120	468
7532 pt.	Top and body repair shops	79	23 821	7 411	1 739	385
7532 pt.	Paint shops	12	4 725	1 595	381	83
7538	General automotive repair shops	167	50 975	12 971	3 009	733
7538 pt.	General automotive repair shops, except diesel	153	38 281	9 899	2 273	578
7538 pt.	Diesel repair shops	14	12 694	3 072	736	155
7533, 4, 6, 7, 9	Other automotive repair shops	116	36 309	9 819	2 295	522
7533	Automotive exhaust system repair shops	16	(D)	(D)	(D)	BB
7534	Tire retreading and repair shops	12	5 103	1 045	242	71
7536	Automotive glass replacement shops	17	(D)	(D)	(D)	BB
7537	Automotive transmission repair shops	26	6 498	1 865	437	83
7539	Automotive repair shops, n.e.c.	45	(D)	(D)	(D)	CC
7539 pt.	Radiator repair	13	2 776	802	167	41
7539 pt.	Brake, front end, and wheel alignment	6	(D)	(D)	(D)	BB
7539 pt.	Automotive electrical and fuel system services	20	6 598	1 926	509	111
7539 pt.	Other automotive repair shops, n.e.c.	6	(D)	(D)	(D)	BB
754	Automotive services, except repair	93	44 399	13 467	3 347	980
7542	Carwashes	39	8 325	3 013	790	361
7549	Automotive services, except repair and carwashes	54	36 074	10 454	2 557	619
76	Miscellaneous repair services	288	197 734	54 500	13 278	2 528
762	Electrical repair shops	104	47 632	17 722	4 059	857
7622	Radio and television repair shops	28	6 507	2 035	500	97
7623, 9	Other electrical and electronic repair shops	76	41 125	15 687	3 559	760
7623	Refrigeration and air-conditioning service and repair shops	24	16 776	5 294	1 098	221
7629	Electrical and electronic repair shops, n.e.c.	52	24 349	10 393	2 461	539
763	Watch, clock, and jewelry repair	5	562	226	54	15
764	Reupholstery and furniture repair	20	3 306	1 154	277	70
769	Miscellaneous repair and related services	159	146 234	35 398	8 888	1 586
7692	Welding repair	12	2 548	720	177	45
7694	Armature rewinding shops	13	(D)	(D)	(D)	CC
7699	Repair shops and related services, n.e.c.	134	(D)	(D)	(D)	GG
78, 79, 84	Amusement and recreation services, including motion pictures and museums	242	117 338	27 706	6 814	2 467
781, 2	Motion picture production, distribution, and services	23	(D)	(D)	(D)	CC
783	Motion picture theaters	17	17 466	2 197	494	341
7832	Motion picture theaters, except drive-in	17	17 466	2 197	494	341
7833	Drive-in motion picture theaters	—	—	—	—	—
784	Video tape rental	33	13 619	1 595	429	201
792	Theatrical producers (except motion picture), bands, orchestras, and entertainers	8	(D)	(D)	(D)	BB
7922	Theatrical producers (except motion picture) and miscellaneous theatrical services	3	(D)	(D)	(D)	AA
7929	Bands, orchestras, actors, and other entertainers and entertainment groups	5	391	226	23	21
793	Bowling centers	11	6 667	2 214	558	189
79 ex. 792, 3, 84	Commercial sports and other amusement and recreation services, including museums	150	66 243	17 555	4 436	1 550
794	Commercial sports	16	(D)	(D)	(D)	CC
7941	Professional sports clubs, managers, promoters	3	3 937	658	145	24
7948	Racing, including track operation	13	(D)	(D)	(D)	CC
79 ex. 792, 3, 4, 84	Other amusement and recreation services, including museums	134	(D)	(D)	(D)	GG
791	Dance studios, schools, and halls	22	2 844	910	242	136
7991	Physical fitness facilities	24	7 244	2 501	628	368
7992	Public golf courses	6	(D)	(D)	(D)	CC
7993	Coin-operated amusement devices	17	3 770	685	171	66
7996	Amusement parks	1	(D)	(D)	(D)	AA
7997	Membership sports and recreation clubs	16	15 813	5 161	1 352	434
7999, 84	Amusement and recreation services, including museums, n.e.c.	48	(D)	(D)	(D)	CC
7999 pt.	Concession operators of amusement devices and rides	3	261	36	8	4
7999 pt.	Carnivals, circuses, and fairs	—	—	—	—	—
7999 pt., 84	Other recreation and amusements, including museums	45	(D)	(D)	(D)	CC

Table 6. Summary Statistics for Firms Subject to Federal Income Tax for Counties With 350 Establishments or More: 1992 — Con.

[Includes only establishments with payroll. For meaning of abbreviations and symbols, see introductory text. For explanation of terms and comparability of 1987 and 1992 censuses, see appendix A. For information on geographic areas followed by ▲, see appendix F]

SIC code	Geographic area and kind of business or operation	Establishments (number)	Receipts (\$1,000)	Annual payroll (\$1,000)	First-quarter payroll (\$1,000)	Paid employees for pay period including March 12 (number)
DUVAL COUNTY — Con.						
80	Health services	1 354	1 025 844	440 067	90 645	12 578
801	Offices and clinics of doctors of medicine	710	674 693	312 830	61 912	5 956
8011 pt.	Offices of doctors of medicine	677	554 616	247 686	46 888	4 294
8011 pt.	General medical clinics	33	120 077	65 144	15 024	1 662
802	Offices and clinics of dentists	273	106 273	38 155	8 285	1 752
803	Offices and clinics of doctors of osteopathy	23	(D)	(D)	(D)	CC
804	Offices and clinics of other health practitioners	191	53 586	20 121	4 090	821
8041	Offices and clinics of chiropractors	64	15 550	4 864	965	266
8042	Offices and clinics of optometrists	45	12 667	4 558	1 030	197
8043	Offices and clinics of podiatrists	23	7 924	2 899	593	110
8049	Offices and clinics of health practitioners, n.e.c.	59	17 445	7 800	1 502	248
805	Nursing and personal care facilities	30	76 315	32 323	7 676	2 290
8051	Skilled nursing care facilities	21	74 171	31 301	7 431	2 202
8052	Intermediate care facilities	5	(D)	(D)	(D)	BB
8059	Nursing and personal care facilities, n.e.c.	4	(D)	(D)	(D)	BB
806	Hospitals	3	(D)	(D)	(D)	CC
8062	General medical and surgical hospitals	—	—	—	—	—
8063, 9	Specialty hospitals	3	(D)	(D)	(D)	CC
807, 8, 9	Other health services	124	(D)	(D)	(D)	GG
807	Medical and dental laboratories	42	32 985	6 958	1 642	369
8071	Medical laboratories	19	26 471	4 169	944	215
8072	Dental laboratories	23	6 514	2 789	698	154
808	Home health care services	25	(D)	(D)	(D)	FF
809	Miscellaneous health and allied services, n.e.c.	57	(D)	(D)	(D)	EE
8092	Kidney dialysis centers	2	(D)	(D)	(D)	BB
8093	Specialty outpatient facilities, n.e.c.	37	24 233	7 339	1 757	284
8099	Health and allied services, n.e.c.	18	(D)	(D)	(D)	BB
81	Legal services	450	290 921	151 312	28 343	2 977
823, 4, 9	Selected educational services	47	(D)	(D)	(D)	EE
823	Libraries	2	(D)	(D)	(D)	AA
824	Vocational schools	21	9 785	3 472	793	155
829	Schools and educational services, n.e.c.	24	(D)	(D)	(D)	CC
83	Social services	253	46 892	21 184	4 986	2 207
835	Child day care services	192	28 298	13 325	3 134	1 700
832, 3, 6, 9	Other social services	61	18 594	7 859	1 852	507
87 ex. 8733	Engineering, accounting, research, management, and related services (except noncommercial research organizations)	780	440 739	192 732	44 669	7 236
871	Engineering, architectural, and surveying services	239	192 275	84 711	20 623	2 556
8711	Engineering services	138	145 793	65 832	16 391	1 890
8712	Architectural services	68	32 995	11 337	2 597	370
8713	Surveying services	33	13 487	7 542	1 635	336
872	Accounting, auditing, and bookkeeping services	271	76 537	33 307	7 314	1 225
873 ex. 8733	Research, development, and testing services (except noncommercial research organizations)	32	19 436	7 920	1 523	365
8731	Commercial physical and biological research	3	(D)	(D)	(D)	BB
8732	Commercial economic, sociological, and educational research	15	(D)	(D)	(D)	CC
8734	Testing laboratories	14	(D)	(D)	(D)	CC
874	Management and public relations services	238	152 491	66 794	15 209	3 090
8741	Management services	59	94 025	41 388	10 144	2 271
8742	Management consulting services	116	37 133	18 161	3 592	554
8743	Public relations services	14	(D)	(D)	(D)	BB
8744	Facilities support management services	3	(D)	(D)	(D)	CC
8748	Business consulting services, n.e.c.	46	(D)	(D)	(D)	BB
89	Services, n.e.c.	37	(D)	(D)	(D)	CC
ESCAMBIA COUNTY						
	Total	1 890	1 057 781	451 190	100 340	21 812
70 ex. 704	Hotels, rooming houses, camps, and other lodging places (except membership lodging)	44	37 740	8 497	2 076	928
7011	Hotels and motels	43	(D)	(D)	(D)	FF
7011 pt.	Hotels	12	(D)	(D)	(D)	EE
7011 pt.	Motels, motor hotels, and tourist courts	31	(D)	(D)	(D)	FF
702, 3	Other lodging places	1	(D)	(D)	(D)	AA

Table 6. Summary Statistics for Firms Subject to Federal Income Tax for Counties With 350 Establishments or More: 1992 — Con.

[Includes only establishments with payroll. For meaning of abbreviations and symbols, see introductory text. For explanation of terms and comparability of 1987 and 1992 censuses, see appendix A. For information on geographic areas followed by ▲, see appendix F.]

SIC code	Geographic area and kind of business or operation	Establishments (number)	Receipts (\$1,000)	Annual payroll (\$1,000)	First-quarter payroll (\$1,000)	Paid employees for pay period including March 12 (number)
ESCAMBIA COUNTY—Con.						
72	Personal services	194	36 772	12 670	3 064	1 215
721	Laundry, cleaning, and garment services	59	14 904	5 382	1 285	451
7211	Power laundries, family and commercial*	3	(D)	(D)	(D)	BB
7213	Linen supply*	1	(D)	(D)	(D)	CC
7215	Coin-operated laundries and drycleaning	16	(D)	(D)	(D)	BB
7216	Drycleaning plants, except rug cleaning*	24	4 714	1 746	408	188
7217	Carpet and upholstery cleaning	9	1 186	139	29	12
7218	Industrial laundries*	—	—	—	—	—
7212, 9	Other laundry, cleaning, and garment services*	6	(D)	(D)	(D)	BB
722	Photographic studios, portrait	13	4 063	898	228	92
723, 4	Beauty and barber shops	80	8 824	3 718	884	381
723	Beauty shops	77	(D)	(D)	(D)	EE
724	Barber shops	3	(D)	(D)	(D)	AA
725	Shoe repair shops and shoeshine parlors	9	582	180	43	18
726	Funeral service and crematories	10	(D)	(D)	(D)	BB
729	Miscellaneous personal services	23	(D)	(D)	(D)	CC
73	Business services	329	169 417	84 760	19 219	6 267
731	Advertising	19	(D)	(D)	(D)	CC
732	Consumer credit reporting agencies, mercantile reporting agencies, and adjustment and collection agencies	8	(D)	(D)	(D)	BB
733	Mailing, reproduction, commercial art and photography, and stenographic services	29	(D)	(D)	(D)	CC
734	Services to dwellings and other buildings	64	17 608	7 974	1 806	774
735	Miscellaneous equipment rental and leasing	31	18 747	4 364	1 134	220
736	Personnel supply services	30	44 158	34 504	7 248	2 790
737	Computer programming, data processing, and other computer related services	63	40 729	18 100	4 447	706
7371, 2, 3	Computer programming, prepackaged software, and integrated systems	31	21 806	10 657	2 700	408
7374, 5, 6	Data processing services	17	11 306	4 775	997	204
7377, 8, 9	Computer rental and leasing, maintenance, and related services, n.e.c.	15	7 617	2 668	750	94
738	Miscellaneous business services	85	27 366	12 591	2 952	1 365
75	Automotive repair, services, and parking	203	59 968	14 540	3 343	1 039
751	Automotive rental and leasing, without drivers	14	(D)	(D)	(D)	CC
752	Automobile parking	8	(D)	(D)	(D)	BB
753	Automotive repair shops	159	41 657	11 383	2 601	710
7532	Top, body, and upholstery repair shops and paint shops	47	14 996	4 139	950	257
7538	General automotive repair shops	73	14 810	4 067	947	263
7533, 4, 6, 7, 9	Other automotive repair shops	39	11 851	3 177	704	190
754	Automotive services, except repair	22	(D)	(D)	(D)	CC
76	Miscellaneous repair services	83	56 512	25 176	6 221	883
762	Electrical repair shops	30	42 807	21 648	5 375	672
7622	Radio and television repair shops	7	(D)	(D)	(D)	BB
7623, 9	Other electrical and electronic repair shops	23	(D)	(D)	(D)	FF
763	Watch, clock, and jewelry repair	—	—	—	—	—
764	Reupholstery and furniture repair	11	(D)	(D)	(D)	BB
769	Miscellaneous repair and related services	42	(D)	(D)	(D)	CC
78, 79, 84	Amusement and recreation services, including motion pictures and museums	107	40 848	9 637	2 361	1 212
781, 2	Motion picture production, distribution, and services	—	—	—	—	—
783	Motion picture theaters	6	5 527	788	186	99
784	Video tape rental	17	(D)	(D)	(D)	CC
792	Theatrical producers (except motion picture), bands, orchestras, and entertainers	6	(D)	(D)	(D)	BB
793	Bowling centers	6	(D)	(D)	(D)	BB
79 ex. 792, 3, 84	Commercial sports and other amusement and recreation services, including museums	72	26 056	6 920	1 698	831
80	Health services	433	450 237	209 291	46 432	6 713
801	Offices and clinics of doctors of medicine	207	211 292	121 846	26 088	2 498
802	Offices and clinics of dentists	98	33 592	13 559	3 036	564
803	Offices and clinics of doctors of osteopathy	3	(D)	(D)	(D)	AA
804	Offices and clinics of other health practitioners	69	19 919	7 461	1 647	289
805	Nursing and personal care facilities	11	(D)	(D)	(D)	FF
806	Hospitals	1	(D)	(D)	(D)	GG
807, 8, 9	Other health services	44	(D)	(D)	(D)	FF
81	Legal services	158	74 692	36 273	6 223	920
823, 4, 9	Selected educational services	18	(D)	(D)	(D)	BB
83	Social services	88	13 786	6 386	1 429	834
835	Child day care services	64	9 670	4 556	1 045	654
832, 3, 6, 9	Other social services	24	4 116	1 830	384	180

Table 6. Summary Statistics for Firms Subject to Federal Income Tax for Counties With 350 Establishments or More: 1992 — Con.

[Includes only establishments with payroll. For meaning of abbreviations and symbols, see introductory text. For explanation of terms and comparability of 1987 and 1992 censuses, see appendix A. For information on geographic areas followed by ▲, see appendix F]

SIC code	Geographic area and kind of business or operation	Establishments (number)	Receipts (\$1,000)	Annual payroll (\$1,000)	First-quarter payroll (\$1,000)	Paid employees for pay period including March 12 (number)
ESCAMBIA COUNTY—Con.						
87 ex. 8733	Engineering, accounting, research, management, and related services (except noncommercial research organizations) -----	218	107 971	40 809	9 349	1 668
871	Engineering, architectural, and surveying services -----	88	52 882	18 754	4 566	685
872	Accounting, auditing, and bookkeeping services -----	80	29 295	11 908	2 533	535
873 ex. 8733	Research, development, and testing services (except noncommercial research organizations) -----	10	(D)	(D)	(D)	CC
874	Management and public relations services -----	40	(D)	(D)	(D)	CC
89	Services, n.e.c. -----	15	(D)	(D)	(D)	BB
HERNANDO COUNTY						
	Total -----	579	265 627	98 209	20 535	4 652
70 ex. 704	Hotels, rooming houses, camps, and other lodging places (except membership lodging) -----	8	4 739	1 156	300	103
7011	Hotels and motels -----	4	4 367	1 083	285	94
7011 pt.	Hotels -----	2	(D)	(D)	(D)	BB
7011 pt.	Motels, motor hotels, and tourist courts -----	2	(D)	(D)	(D)	BB
702, 3	Other lodging places -----	4	372	73	15	9
72	Personal services -----	75	11 658	3 869	968	353
721	Laundry, cleaning, and garment services -----	14	1 561	490	114	46
7211	Power laundries, family and commercial* -----	—	—	—	—	—
7213	Linen supply* -----	—	—	—	—	—
7215	Coin-operated laundries and drycleaning -----	2	(D)	(D)	(D)	AA
7216	Drycleaning plants, except rug cleaning* -----	7	998	285	76	31
7217	Carpet and upholstery cleaning -----	3	381	156	31	11
7218	Industrial laundries* -----	—	—	—	—	—
7212, 9	Other laundry, cleaning, and garment services* -----	2	(D)	(D)	(D)	AA
722	Photographic studios, portrait -----	1	(D)	(D)	(D)	AA
723, 4	Beauty and barber shops -----	47	3 936	1 986	490	183
723	Beauty shops -----	47	3 936	1 986	490	183
724	Barber shops -----	—	—	—	—	—
725	Shoe repair shops and shoeshine parlors -----	1	(D)	(D)	(D)	AA
726	Funeral service and crematories -----	6	4 633	1 024	251	62
729	Miscellaneous personal services -----	6	(D)	(D)	(D)	BB
73	Business services -----	86	21 382	6 608	1 508	550
731	Advertising -----	3	(D)	(D)	(D)	AA
732	Consumer credit reporting agencies, mercantile reporting agencies, and adjustment and collection agencies -----	3	(D)	(D)	(D)	AA
733	Mailing, reproduction, commercial art and photography, and stenographic services -----	5	480	132	30	9
734	Services to dwellings and other buildings -----	36	8 976	3 348	774	279
735	Miscellaneous equipment rental and leasing -----	9	2 691	585	137	35
736	Personnel supply services -----	4	1 844	980	154	93
737	Computer programming, data processing, and other computer related services -----	4	(D)	(D)	(D)	AA
7371, 2, 3	Computer programming, prepackaged software, and integrated systems -----	4	(D)	(D)	(D)	AA
7374, 5, 6	Data processing services -----	—	—	—	—	—
7377, 8, 9	Computer rental and leasing, maintenance, and related services, n.e.c. -----	—	—	—	—	—
738	Miscellaneous business services -----	22	(D)	(D)	(D)	CC
75	Automotive repair, services, and parking -----	62	11 771	2 685	667	208
751	Automotive rental and leasing, without drivers -----	2	(D)	(D)	(D)	BB
752	Automobile parking -----	—	—	—	—	—
753	Automotive repair shops -----	57	10 800	2 451	600	171
7532	Top, body, and upholstery repair shops and paint shops -----	8	1 472	305	74	16
7538	General automotive repair shops -----	35	6 211	1 420	336	96
7533, 4, 6, 7, 9	Other automotive repair shops -----	14	3 117	726	190	59
754	Automotive services, except repair -----	3	(D)	(D)	(D)	AA
76	Miscellaneous repair services -----	32	5 024	1 224	325	72
762	Electrical repair shops -----	12	2 402	616	183	37
7622	Radio and television repair shops -----	4	703	255	92	15
7623, 9	Other electrical and electronic repair shops -----	8	1 699	361	91	22
763	Watch, clock, and jewelry repair -----	—	—	—	—	—
764	Reupholstery and furniture repair -----	4	229	52	13	5
769	Miscellaneous repair and related services -----	16	2 393	556	129	30
78, 79, 84	Amusement and recreation services, including motion pictures and museums -----	36	16 598	3 549	901	414
781, 2	Motion picture production, distribution, and services -----	2	(D)	(D)	(D)	AA
783	Motion picture theaters -----	1	(D)	(D)	(D)	AA
784	Video tape rental -----	9	2 223	402	79	45
792	Theatrical producers (except motion picture), bands, orchestras, and entertainers -----	1	(D)	(D)	(D)	AA
793	Bowling centers -----	3	(D)	(D)	(D)	BB
79 ex. 792, 3, 84	Commercial sports and other amusement and recreation services, including museums -----	20	11 352	2 615	652	268

Table 6. Summary Statistics for Firms Subject to Federal Income Tax for Counties With 350 Establishments or More: 1992 — Con.

[Includes only establishments with payroll. For meaning of abbreviations and symbols, see introductory text. For explanation of terms and comparability of 1987 and 1992 censuses, see appendix A. For information on geographic areas followed by ▲, see appendix F]

SIC code	Geographic area and kind of business or operation	Establishments (number)	Receipts (\$1,000)	Annual payroll (\$1,000)	First-quarter payroll (\$1,000)	Paid employees for pay period including March 12 (number)
HERNANDO COUNTY — Con.						
80	Health services -----	171	162 539	62 710	12 988	2 373
801	Offices and clinics of doctors of medicine -----	94	54 285	24 874	4 428	453
802	Offices and clinics of dentists -----	25	13 031	4 708	907	156
803	Offices and clinics of doctors of osteopathy -----	2	(D)	(D)	(D)	AA
804	Offices and clinics of other health practitioners -----	25	6 699	2 262	530	106
805	Nursing and personal care facilities -----	2	15 470	5 838	1 439	490
806	Hospitals -----	4	(D)	(D)	(D)	FF
807, 8, 9	Other health services -----	19	(D)	(D)	(D)	EE
81	Legal services -----	27	6 127	2 589	608	102
823, 4, 9	Selected educational services -----	2	(D)	(D)	(D)	AA
83	Social services -----	16	(D)	(D)	(D)	CC
835	Child day care services -----	12	(D)	(D)	(D)	BB
832, 3, 6, 9	Other social services -----	4	1 514	576	132	53
87 ex. 8733	Engineering, accounting, research, management, and related services (except noncommercial research organizations) -----	60	15 697	6 962	1 566	294
871	Engineering, architectural, and surveying services -----	23	6 352	2 746	667	97
872	Accounting, auditing, and bookkeeping services -----	25	2 868	1 207	319	84
873 ex. 8733	Research, development, and testing services (except noncommercial research organizations) -----	—	—	—	—	—
874	Management and public relations services -----	12	6 477	3 009	580	113
89	Services, n.e.c. -----	4	(D)	(D)	(D)	BB
HIGHLANDS COUNTY						
	Total -----	453	177 239	63 091	13 868	5 518
70 ex. 704	Hotels, rooming houses, camps, and other lodging places (except membership lodging) -----	20	14 676	1 655	338	116
7011	Hotels and motels -----	11	4 334	935	157	75
7011 pt.	Hotels -----	2	(D)	(D)	(D)	AA
7011 pt.	Motels, motor hotels, and tourist courts -----	9	(D)	(D)	(D)	BB
702, 3	Other lodging places -----	9	10 342	720	181	41
72	Personal services -----	61	7 835	2 567	711	351
721	Laundry, cleaning, and garment services -----	13	2 660	965	278	154
7211	Power laundries, family and commercial* -----	—	—	—	—	—
7213	Linen supply* -----	—	—	—	—	—
7215	Coin-operated laundries and drycleaning -----	5	287	86	26	18
7216	Drycleaning plants, except rug cleaning* -----	3	(D)	(D)	(D)	BB
7217	Carpet and upholstery cleaning -----	3	641	223	66	22
7218	Industrial launderers* -----	1	(D)	(D)	(D)	BB
7212, 9	Other laundry, cleaning, and garment services* -----	1	(D)	(D)	(D)	AA
722	Photographic studios, portrait -----	1	(D)	(D)	(D)	AA
723, 4	Beauty and barber shops -----	35	2 370	960	264	110
723	Beauty shops -----	32	2 288	946	263	109
724	Barber shops -----	3	82	14	1	1
725	Shoe repair shops and shoeshine parlors -----	1	(D)	(D)	(D)	AA
726	Funeral service and crematories -----	5	1 883	349	75	36
729	Miscellaneous personal services -----	6	(D)	(D)	(D)	BB
73	Business services -----	50	23 364	13 788	2 165	2 856
731	Advertising -----	2	(D)	(D)	(D)	AA
732	Consumer credit reporting agencies, mercantile reporting agencies, and adjustment and collection agencies -----	2	(D)	(D)	(D)	AA
733	Mailing, reproduction, commercial art and photography, and stenographic services -----	2	(D)	(D)	(D)	AA
734	Services to dwellings and other buildings -----	20	3 224	1 070	248	111
735	Miscellaneous equipment rental and leasing -----	9	2 862	915	225	42
736	Personnel supply services -----	2	(D)	(D)	(D)	HH
737	Computer programming, data processing, and other computer related services -----	1	(D)	(D)	(D)	AA
7371, 2, 3	Computer programming, prepackaged software, and integrated systems -----	1	(D)	(D)	(D)	AA
7374, 5, 6	Data processing services -----	—	—	—	—	—
7377, 8, 9	Computer rental and leasing, maintenance, and related services, n.e.c. -----	—	—	—	—	—
738	Miscellaneous business services -----	12	(D)	(D)	(D)	BB
75	Automotive repair, services, and parking -----	45	7 884	1 466	322	99
751	Automotive rental and leasing, without drivers -----	3	(D)	(D)	(D)	AA
752	Automobile parking -----	—	—	—	—	—
753	Automotive repair shops -----	37	6 641	1 279	288	82
7532	Top, body, and upholstery repair shops and paint shops -----	6	895	146	38	11
7538	General automotive repair shops -----	23	3 721	722	157	46
7533, 4, 6, 7, 9	Other automotive repair shops -----	8	2 025	411	93	25
754	Automotive services, except repair -----	5	(D)	(D)	(D)	AA

Table 6. Summary Statistics for Firms Subject to Federal Income Tax for Counties With 350 Establishments or More: 1992 — Con.

[Includes only establishments with payroll. For meaning of abbreviations and symbols, see introductory text. For explanation of terms and comparability of 1987 and 1992 censuses, see appendix A. For information on geographic areas followed by ▲, see appendix F]

SIC code	Geographic area and kind of business or operation	Establishments (number)	Receipts (\$1,000)	Annual payroll (\$1,000)	First-quarter payroll (\$1,000)	Paid employees for pay period including March 12 (number)
HIGHLANDS COUNTY — Con.						
76	Miscellaneous repair services -----	32	7 984	1 726	408	101
762	Electrical repair shops -----	12	3 438	791	187	41
7622	Radio and television repair shops -----	6	1 533	554	132	26
7623, 9	Other electrical and electronic repair shops -----	6	1 905	237	55	15
763	Watch, clock, and jewelry repair -----	—	—	—	—	—
764	Reupholstery and furniture repair -----	3	281	74	17	7
769	Miscellaneous repair and related services -----	17	4 265	861	204	53
78, 79, 84	Amusement and recreation services, including motion pictures and museums -----	19	7 809	2 090	479	211
781, 2	Motion picture production, distribution, and services -----	—	—	—	—	—
783	Motion picture theaters -----	1	(D)	(D)	(D)	AA
784	Video tape rental -----	4	(D)	(D)	(D)	AA
792	Theatrical producers (except motion picture), bands, orchestras, and entertainers -----	1	(D)	(D)	(D)	AA
793	Bowling centers -----	—	—	—	—	—
79 ex. 792, 3, 84	Commercial sports and other amusement and recreation services, including museums -----	13	6 708	1 908	437	192
80	Health services -----	130	86 460	31 517	7 117	1 349
801	Offices and clinics of doctors of medicine -----	66	26 919	10 927	2 106	280
802	Offices and clinics of dentists -----	21	6 062	2 164	486	90
803	Offices and clinics of doctors of osteopathy -----	2	(D)	(D)	(D)	AA
804	Offices and clinics of other health practitioners -----	19	5 073	1 760	460	77
805	Nursing and personal care facilities -----	6	11 919	4 674	1 079	350
806	Hospitals -----	1	(D)	(D)	(D)	EE
807, 8, 9	Other health services -----	15	(D)	(D)	(D)	CC
81	Legal services -----	32	6 778	2 764	622	112
823, 4, 9	Selected educational services -----	1	(D)	(D)	(D)	AA
83	Social services -----	15	(D)	(D)	(D)	CC
835	Child day care services -----	10	(D)	(D)	(D)	BB
832, 3, 6, 9	Other social services -----	5	2 663	587	89	85
87 ex. 8733	Engineering, accounting, research, management, and related services (except noncommercial research organizations) -----	47	11 071	4 627	1 548	192
871	Engineering, architectural, and surveying services -----	11	(D)	(D)	(D)	BB
872	Accounting, auditing, and bookkeeping services -----	26	5 584	2 218	437	92
873 ex. 8733	Research, development, and testing services (except noncommercial research organizations) -----	1	(D)	(D)	(D)	AA
874	Management and public relations services -----	9	3 118	1 297	831	46
89	Services, n.e.c. -----	1	(D)	(D)	(D)	AA
HILLSBOROUGH COUNTY						
	Total -----	7 987	6 831 510	2 592 979	587 897	134 843
70 ex. 704	Hotels, rooming houses, camps, and other lodging places (except membership lodging) -----	125	189 295	54 922	14 376	5 049
7011	Hotels and motels -----	92	180 073	53 197	13 970	4 838
7011 pt.	Hotels -----	40	146 931	45 605	12 113	3 975
7011 pt.	Hotels, 25 guestrooms or more -----	33	(D)	(D)	(D)	HH
7011 pt.	Hotels, less than 25 guestrooms -----	7	(D)	(D)	(D)	AA
7011 pt.	Motels, motor hotels, and tourist courts -----	52	33 142	7 592	1 857	863
7011 pt.	Motels, tourist courts -----	42	(D)	(D)	(D)	FF
7011 pt.	Motor hotels -----	10	(D)	(D)	(D)	CC
702, 3	Other lodging places -----	33	9 222	1 725	406	211
702	Rooming and boarding houses -----	13	3 477	1 077	265	120
703	Camps and recreational vehicle parks -----	20	5 745	648	141	91
72	Personal services -----	641	155 712	51 033	12 378	4 374
721	Laundry, cleaning, and garment services -----	213	74 710	23 326	5 760	1 717
7211	Power laundries, family and commercial* -----	12	3 307	1 500	352	105
7213	Linen supply* -----	3	(D)	(D)	(D)	CC
7215	Coin-operated laundries and drycleaning -----	53	9 280	1 711	377	179
7216	Drycleaning plants, except rug cleaning* -----	71	13 639	4 878	1 192	441
7217	Carpet and upholstery cleaning -----	40	7 252	2 113	532	186
7218	Industrial laundriers* -----	8	(D)	(D)	(D)	FF
7212, 9	Other laundry, cleaning, and garment services* -----	26	(D)	(D)	(D)	BB
7212	Garment pressing, and agents for laundries and drycleaners -----	12	(D)	(D)	(D)	BB
7219	Laundry and garment services, n.e.c.* -----	14	(D)	(D)	(D)	BB
722	Photographic studios, portrait -----	41	14 947	4 811	880	324
723, 4	Beauty and barber shops -----	280	34 951	14 912	3 740	1 462
723	Beauty shops -----	269	(D)	(D)	(D)	GG
724	Barber shops -----	11	(D)	(D)	(D)	BB
725	Shoe repair shops and shoeshine parlors -----	7	809	251	62	13
726	Funeral service and crematories -----	30	16 273	4 456	901	273
729	Miscellaneous personal services -----	70	14 022	3 277	1 035	585
7291	Tax return preparation services -----	19	4 019	1 482	611	404
7299	Miscellaneous personal services, n.e.c. -----	51	10 003	1 795	424	181

Table 6. Summary Statistics for Firms Subject to Federal Income Tax for Counties With 350 Establishments or More: 1992 — Con.

[Includes only establishments with payroll. For meaning of abbreviations and symbols, see introductory text. For explanation of terms and comparability of 1987 and 1992 censuses, see appendix A. For information on geographic areas followed by ▲, see appendix F]

SIC code	Geographic area and kind of business or operation	Establishments (number)	Receipts (\$1,000)	Annual payroll (\$1,000)	First-quarter payroll (\$1,000)	Paid employees for pay period including March 12 (number)
HILLSBOROUGH COUNTY—Con.						
73	Business services -----	1 653	2 281 893	951 734	215 268	71 416
731	Advertising -----	110	86 314	31 572	7 212	775
7311	Advertising agencies -----	83	55 907	24 129	5 382	535
7312	Outdoor advertising services -----	7	(D)	(D)	(D)	BB
7313	Radio, television, publishers' advertising representatives -----	10	5 566	918	221	28
7319	Advertising, n.e.c. -----	10	(D)	(D)	(D)	CC
732	Consumer credit reporting agencies, mercantile reporting agencies, and adjustment and collection agencies -----	48	46 049	17 736	4 037	831
7322	Adjustment and collection services -----	37	33 285	14 548	3 329	677
7323	Credit reporting services -----	11	12 764	3 188	708	154
733	Mailing, reproduction, commercial art and photography, and stenographic services -----	144	71 561	20 870	4 787	941
7331	Direct mail advertising services -----	12	(D)	(D)	(D)	BB
7334	Photocopying and duplicating services -----	24	30 357	8 965	2 027	420
7335, 6	Commercial photography, art, and graphics -----	69	24 124	6 366	1 425	316
7335	Commercial photography -----	22	6 903	2 091	494	135
7336	Commercial art and graphic design -----	47	17 221	4 275	931	181
7338	Secretarial and court reporting services -----	39	(D)	(D)	(D)	CC
734	Services to dwellings and other buildings -----	273	83 130	35 654	7 955	4 015
7342	Disinfecting and pest control services -----	82	31 544	12 115	2 777	596
7349	Building cleaning and maintenance services, n.e.c. -----	191	51 586	23 539	5 178	3 419
735	Miscellaneous equipment rental and leasing -----	146	110 077	25 608	6 472	1 153
7352	Medical equipment rental and leasing -----	20	22 068	4 844	1 149	196
7353	Heavy construction equipment rental and leasing -----	26	25 510	6 794	1 886	259
7359	Equipment rental and leasing, n.e.c. -----	100	62 499	13 970	3 437	698
736	Personnel supply services -----	218	574 364	444 759	96 055	49 917
7361	Employment agencies -----	69	21 490	11 079	2 340	375
7363	Help supply services -----	149	552 874	433 680	93 715	49 542
7363 pt.	Temporary help supply -----	118	172 015	117 368	28 487	13 050
7363 pt.	Help supply, except temporary -----	31	380 859	316 312	65 228	36 492
737	Computer programming, data processing, and other computer related services -----	292	1 079 784	294 192	69 655	7 305
7371, 2, 3	Computer programming, prepackaged software, and integrated systems -----	159	283 345	86 976	20 689	1 991
7371	Computer programming services -----	102	122 831	63 730	14 833	1 462
7372	Prepackaged software -----	31	126 746	12 298	2 968	212
7373	Computer integrated systems -----	26	33 768	10 948	2 888	317
7374, 5, 6	Data processing services -----	51	725 377	182 332	43 239	4 650
7374, 5	Computer processing, information retrieval -----	49	(D)	(D)	(D)	HH
7376	Computer facilities management services -----	2	(D)	(D)	(D)	BB
7377, 8, 9	Computer rental and leasing, maintenance, and related services, n.e.c. -----	82	71 062	24 884	5 727	664
7377	Computer rental and leasing -----	7	(D)	(D)	(D)	BB
7378	Computer maintenance and repair -----	32	(D)	(D)	(D)	EE
7379	Computer related services, n.e.c. -----	43	11 755	6 646	1 280	153
738	Miscellaneous business services -----	422	230 614	81 343	19 095	6 479
7381, 2	Detective agencies and protective services -----	89	75 114	47 667	11 189	4 561
7381	Detective, guard, and armored car services -----	78	60 782	42 816	9 872	4 337
7382	Security systems services -----	11	14 332	4 851	1 317	224
7383	News syndicates -----	2	(D)	(D)	(D)	AA
7384	Photofinishing laboratories* -----	40	(D)	(D)	(D)	EE
7389	Business services, n.e.c. -----	291	(D)	(D)	(D)	GG
7389 pt.	Sign painting shops -----	21	(D)	(D)	(D)	BB
7389 pt.	Interior designing -----	28	11 170	2 199	462	77
7389 pt.	Telephone answering services -----	14	4 405	1 454	263	128
7389 pt.	Other business services -----	228	(D)	(D)	(D)	GG
75	Automotive repair, services, and parking -----	711	428 575	79 104	19 248	4 318
751	Automotive rental and leasing, without drivers -----	67	262 638	33 874	8 322	1 642
7513	Truck rental and leasing, without drivers -----	28	(D)	(D)	(D)	EE
7514, 5	Passenger car rental and leasing -----	36	167 781	24 634	6 058	1 231
7514	Passenger car rental -----	35	(D)	(D)	(D)	GG
7515	Passenger car leasing -----	1	(D)	(D)	(D)	AA
7519	Utility trailer and recreational vehicle rental -----	3	(D)	(D)	(D)	BB
752	Automobile parking -----	47	6 348	1 027	242	113
753	Automotive repair shops -----	503	138 969	37 744	9 106	1 996
7532	Top, body, and upholstery repair shops and paint shops -----	125	36 635	10 760	2 546	621
7532 pt.	Top and body repair shops -----	108	32 850	9 657	2 267	534
7532 pt.	Paint shops -----	17	3 785	1 103	279	87
7538	General automotive repair shops -----	232	52 992	13 615	3 342	720
7538 pt.	General automotive repair shops, except diesel -----	212	48 152	12 251	2 982	635
7538 pt.	Diesel repair shops -----	20	4 840	1 364	360	85
7533, 4, 6, 7, 9	Other automotive repair shops -----	146	49 342	13 369	3 218	655
7533	Automotive exhaust system repair shops -----	23	8 871	2 483	581	107
7534	Tire retreading and repair shops -----	6	4 306	1 075	238	49
7536	Automotive glass replacement shops -----	22	6 599	1 630	427	86
7537	Automotive transmission repair shops -----	31	8 203	2 133	527	116
7539	Automotive repair shops, n.e.c. -----	64	21 363	6 048	1 445	297
7539 pt.	Radiator repair -----	14	2 543	501	131	32
7539 pt.	Brake, front end, and wheel alignment -----	19	7 026	2 244	579	121
7539 pt.	Automotive electrical and fuel system services -----	19	6 061	1 749	430	90
7539 pt.	Other automotive repair shops, n.e.c. -----	12	5 733	1 554	305	54
754	Automotive services, except repair -----	94	20 620	6 459	1 578	567
7542	Carwashes -----	43	8 119	2 761	708	307
7549	Automotive services, except repair and carwashes -----	51	12 501	3 698	870	260

Table 6. Summary Statistics for Firms Subject to Federal Income Tax for Counties With 350 Establishments or More: 1992 — Con.

[Includes only establishments with payroll. For meaning of abbreviations and symbols, see introductory text. For explanation of terms and comparability of 1987 and 1992 censuses, see appendix A. For information on geographic areas followed by ▲, see appendix F]

SIC code	Geographic area and kind of business or operation	Establishments (number)	Receipts (\$1,000)	Annual payroll (\$1,000)	First-quarter payroll (\$1,000)	Paid employees for pay period including March 12 (number)
HILLSBOROUGH COUNTY—Con.						
76	Miscellaneous repair services	363	195 355	63 392	14 108	2 653
762	Electrical repair shops	132	80 028	28 162	6 293	1 193
7622	Radio and television repair shops	35	6 885	1 996	450	101
7623, 9	Other electrical and electronic repair shops	97	73 143	26 166	5 843	1 092
7623	Refrigeration and air-conditioning service and repair shops	32	26 505	8 650	1 775	281
7629	Electrical and electronic repair shops, n.e.c.	65	46 638	17 516	4 068	811
763	Watch, clock, and jewelry repair	6	864	269	56	15
764	Reupholstery and furniture repair	34	3 631	1 249	310	100
769	Miscellaneous repair and related services	191	110 832	33 712	7 449	1 345
7692	Welding repair	15	1 898	538	145	49
7694	Armature rewinding shops	14	32 469	9 691	2 500	321
7699	Repair shops and related services, n.e.c.	162	76 465	23 483	4 804	975
78, 79, 84	Amusement and recreation services, including motion pictures and museums	351	407 530	97 836	21 420	5 936
781, 2	Motion picture production, distribution, and services	35	24 856	3 401	827	139
783	Motion picture theaters	22	20 498	2 360	581	330
7832	Motion picture theaters, except drive-in	19	(D)	(D)	(D)	EE
7833	Drive-in motion picture theaters	3	(D)	(D)	(D)	BB
784	Video tape rental	58	19 132	3 023	766	369
792	Theatrical producers (except motion picture), bands, orchestras, and entertainers	31	8 114	2 405	486	102
7922	Theatrical producers (except motion picture) and miscellaneous theatrical services	13	4 826	1 581	357	66
7929	Bands, orchestras, actors, and other entertainers and entertainment groups	18	3 288	824	129	36
793	Bowling centers	11	9 551	2 465	662	281
79 ex. 792, 3, 84	Commercial sports and other amusement and recreation services, including museums	194	325 379	84 182	18 098	4 715
794	Commercial sports	18	(D)	(D)	(D)	FF
7941	Professional sports clubs, managers, promoters	10	(D)	(D)	(D)	EE
7948	Racing, including track operation	8	(D)	(D)	(D)	CC
79 ex. 792, 3, 4, 84	Other amusement and recreation services, including museums	176	(D)	(D)	(D)	HH
791	Dance studios, schools, and halls	22	3 531	1 054	280	150
7991	Physical fitness facilities	29	15 704	2 746	671	366
7992	Public golf courses	4	2 100	415	64	31
7993	Coin-operated amusement devices	14	4 534	1 156	244	70
7996	Amusement parks	3	(D)	(D)	(D)	GG
7997	Membership sports and recreation clubs	15	16 430	5 449	1 400	496
7999, 84	Amusement and recreation services, including museums, n.e.c.	89	(D)	(D)	(D)	FF
7999 pt.	Concession operators of amusement devices and rides	18	5 016	773	55	35
7999 pt.	Carnivals, circuses, and fairs	9	2 455	375	49	47
7999 pt., 84	Other recreation and amusements, including museums	62	(D)	(D)	(D)	FF
80	Health services	1 874	1 629 732	643 359	143 811	21 785
801	Offices and clinics of doctors of medicine	1 012	713 155	316 720	65 875	6 070
8011 pt.	Offices of doctors of medicine	987	643 197	297 882	61 530	5 389
8011 pt.	General medical clinics	25	69 958	18 838	4 345	681
802	Offices and clinics of dentists	312	119 434	49 430	10 541	1 725
803	Offices and clinics of doctors of osteopathy	46	17 701	8 701	1 589	220
804	Offices and clinics of other health practitioners	281	69 869	23 898	5 369	1 025
8041	Offices and clinics of chiropractors	106	27 617	9 306	2 030	375
8042	Offices and clinics of optometrists	39	8 114	2 157	525	116
8043	Offices and clinics of podiatrists	31	7 876	3 243	731	113
8049	Offices and clinics of health practitioners, n.e.c.	105	26 262	9 192	2 083	421
805	Nursing and personal care facilities	28	92 972	42 129	10 013	2 851
8051	Skilled nursing care facilities	25	(D)	(D)	(D)	HH
8052	Intermediate care facilities	1	(D)	(D)	(D)	CC
8059	Nursing and personal care facilities, n.e.c.	2	(D)	(D)	(D)	CC
806	Hospitals	12	(D)	(D)	(D)	HH
8062	General medical and surgical hospitals	6	(D)	(D)	(D)	HH
8063, 9	Specialty hospitals	6	(D)	(D)	(D)	GG
807, 8, 9	Other health services	183	(D)	(D)	(D)	II
807	Medical and dental laboratories	76	134 490	41 471	10 139	1 655
8071	Medical laboratories	45	126 897	38 277	9 349	1 498
8072	Dental laboratories	31	7 593	3 194	790	157
808	Home health care services	47	104 819	46 011	11 451	3 338
809	Miscellaneous health and allied services, n.e.c.	60	(D)	(D)	(D)	EE
8092	Kidney dialysis centers	8	(D)	(D)	(D)	BB
8093	Specialty outpatient facilities, n.e.c.	38	22 919	6 846	1 731	311
8099	Health and allied services, n.e.c.	14	6 137	2 233	495	90
81	Legal services	716	475 865	236 800	48 148	4 976
823, 4, 9	Selected educational services	74	59 612	21 357	4 987	1 020
823	Libraries	—	—	—	—	—
824	Vocational schools	30	44 902	16 430	3 893	721
829	Schools and educational services, n.e.c.	44	14 710	4 927	1 094	299
83	Social services	301	74 696	30 962	7 031	2 791
835	Child day care services	211	37 324	16 556	3 805	1 912
832, 3, 6, 9	Other social services	90	37 372	14 406	3 226	879

Table 6. Summary Statistics for Firms Subject to Federal Income Tax for Counties With 350 Establishments or More: 1992 — Con.

[Includes only establishments with payroll. For meaning of abbreviations and symbols, see introductory text. For explanation of terms and comparability of 1987 and 1992 censuses, see appendix A. For information on geographic areas followed by ▲, see appendix F]

SIC code	Geographic area and kind of business or operation	Establishments (number)	Receipts (\$1,000)	Annual payroll (\$1,000)	First-quarter payroll (\$1,000)	Paid employees for pay period including March 12 (number)
HILLSBOROUGH COUNTY — Con.						
87 ex. 8733	Engineering, accounting, research, management, and related services (except noncommercial research organizations) -----	1 094	871 777	340 942	82 220	9 872
871	Engineering, architectural, and surveying services -----	350	474 303	162 122	38 380	4 401
8711	Engineering services -----	233	412 462	140 776	33 569	3 658
8712	Architectural services -----	83	48 900	16 463	3 690	485
8713	Surveying services -----	34	12 941	4 883	1 121	258
872	Accounting, auditing, and bookkeeping services -----	356	137 417	60 697	14 537	2 521
873 ex. 8733	Research, development, and testing services (except noncommercial research organizations) -----	60	41 918	16 980	3 962	808
8731	Commercial physical and biological research -----	10	2 640	1 172	298	43
8732	Commercial economic, sociological, and educational research -----	29	(D)	(D)	(D)	EE
8734	Testing laboratories -----	21	(D)	(D)	(D)	EE
874	Management and public relations services -----	328	218 139	101 143	25 341	2 142
8741	Management services -----	87	63 144	24 042	5 102	567
8742	Management consulting services -----	156	103 517	56 137	14 993	1 022
8743	Public relations services -----	18	(D)	(D)	(D)	CC
8744	Facilities support management services -----	4	(D)	(D)	(D)	BB
8748	Business consulting services, n.e.c. -----	63	39 762	16 894	4 339	499
89	Services, n.e.c. -----	84	61 468	21 538	4 902	653
INDIAN RIVER COUNTY						
	Total -----	860	397 790	148 075	34 535	6 887
70 ex. 704	Hotels, rooming houses, camps, and other lodging places (except membership lodging) -----	19	(D)	(D)	(D)	FF
7011	Hotels and motels -----	17	14 345	3 825	928	486
7011 pt.	Hotels -----	5	5 123	2 054	518	278
7011 pt.	Motels, motor hotels, and tourist courts -----	12	9 222	1 771	410	208
702, 3	Other lodging places -----	2	(D)	(D)	(D)	BB
72	Personal services -----	94	13 925	4 730	1 298	435
721	Laundry, cleaning, and garment services -----	27	4 216	1 377	352	151
7211	Power laundries, family and commercial* -----	—	—	—	—	—
7213	Linen supply* -----	—	—	—	—	—
7215	Coin-operated laundries and drycleaning -----	8	793	194	52	28
7216	Drycleaning plants, except rug cleaning* -----	9	2 515	903	231	96
7217	Carpet and upholstery cleaning -----	5	438	122	26	8
7218	Industrial launderers* -----	1	(D)	(D)	(D)	AA
7212, 9	Other laundry, cleaning, and garment services* -----	4	(D)	(D)	(D)	AA
722	Photographic studios, portrait -----	2	(D)	(D)	(D)	AA
723, 4	Beauty and barber shops -----	53	5 389	2 213	629	196
723	Beauty shops -----	53	5 389	2 213	629	196
724	Barber shops -----	—	—	—	—	—
725	Shoe repair shops and shoeshine parlors -----	1	(D)	(D)	(D)	AA
726	Funeral service and crematories -----	2	(D)	(D)	(D)	BB
729	Miscellaneous personal services -----	9	1 361	361	116	41
73	Business services -----	142	44 250	15 694	3 265	886
731	Advertising -----	6	2 722	692	162	42
732	Consumer credit reporting agencies, mercantile reporting agencies, and adjustment and collection agencies -----	4	4 318	2 167	483	76
733	Mailing, reproduction, commercial art and photography, and stenographic services -----	12	2 239	576	116	40
734	Services to dwellings and other buildings -----	42	6 451	2 609	644	224
735	Miscellaneous equipment rental and leasing -----	11	4 123	886	231	44
736	Personnel supply services -----	11	2 374	1 605	374	147
737	Computer programming, data processing, and other computer related services -----	15	5 540	2 310	360	60
7371, 2, 3	Computer programming, prepackaged software, and integrated systems -----	7	3 235	1 342	245	39
7374, 5, 6	Data processing services -----	4	(D)	(D)	(D)	AA
7377, 8, 9	Computer rental and leasing, maintenance, and related services, n.e.c. -----	4	(D)	(D)	(D)	AA
738	Miscellaneous business services -----	41	16 483	4 849	895	253
75	Automotive repair, services, and parking -----	72	17 916	4 332	1 050	234
751	Automotive rental and leasing, without drivers -----	6	1 862	189	38	14
752	Automobile parking -----	—	—	—	—	—
753	Automotive repair shops -----	53	13 507	3 542	863	173
7532	Top, body, and upholstery repair shops and paint shops -----	10	2 380	652	174	29
7538	General automotive repair shops -----	27	7 378	2 024	468	92
7533, 4, 6, 7, 9	Other automotive repair shops -----	16	3 749	866	221	52
754	Automotive services, except repair -----	13	2 547	601	149	47
76	Miscellaneous repair services -----	25	3 271	934	207	64
762	Electrical repair shops -----	7	1 218	285	80	22
7622	Radio and television repair shops -----	—	—	—	—	—
7623, 9	Other electrical and electronic repair shops -----	7	1 218	285	80	22
763	Watch, clock, and jewelry repair -----	—	—	—	—	—
764	Reupholstery and furniture repair -----	7	679	301	50	19
769	Miscellaneous repair and related services -----	11	1 374	348	77	23

Table 6. Summary Statistics for Firms Subject to Federal Income Tax for Counties With 350 Establishments or More: 1992 — Con.

[Includes only establishments with payroll. For meaning of abbreviations and symbols, see introductory text. For explanation of terms and comparability of 1987 and 1992 censuses, see appendix A. For information on geographic areas followed by ▲, see appendix F]

SIC code	Geographic area and kind of business or operation	Establishments (number)	Receipts (\$1,000)	Annual payroll (\$1,000)	First-quarter payroll (\$1,000)	Paid employees for pay period including March 12 (number)
INDIAN RIVER COUNTY — Con.						
78, 79, 84	Amusement and recreation services, including motion pictures and museums	39	27 033	11 070	3 048	886
781, 2	Motion picture production, distribution, and services	—	—	—	—	—
783	Motion picture theaters	1	(D)	(D)	(D)	BB
784	Video tape rental	12	1 897	308	58	33
792	Theatrical producers (except motion picture), bands, orchestras, and entertainers	1	(D)	(D)	(D)	AA
793	Bowling centers	2	(D)	(D)	(D)	BB
79 ex. 792, 3; 84	Commercial sports and other amusement and recreation services, including museums	23	23 290	10 408	2 908	807
80	Health services	232	187 606	71 302	16 211	2 471
801	Offices and clinics of doctors of medicine	120	96 038	40 376	8 851	942
802	Offices and clinics of dentists	46	17 951	5 386	1 180	244
803	Offices and clinics of doctors of osteopathy	3	(D)	(D)	(D)	AA
804	Offices and clinics of other health practitioners	36	7 502	1 523	362	103
805	Nursing and personal care facilities	4	12 122	5 405	1 237	364
806	Hospitals	2	(D)	(D)	(D)	FF
807, 8, 9	Other health services	21	(D)	(D)	(D)	CC
81	Legal services	62	25 430	12 467	2 811	326
823, 4, 9	Selected educational services	4	(D)	(D)	(D)	CC
83	Social services	26	4 355	1 912	478	199
835	Child day care services	19	3 269	1 546	379	178
832, 3, 6, 9	Other social services	7	1 086	366	99	21
87 ex. 8733	Engineering, accounting, research, management, and related services (except noncommercial research organizations)	133	44 287	17 760	4 102	647
871	Engineering, architectural, and surveying services	44	15 085	7 329	1 668	265
872	Accounting, auditing, and bookkeeping services	46	9 303	4 409	937	170
873 ex. 8733	Research, development, and testing services (except noncommercial research organizations)	7	2 172	981	217	40
874	Management and public relations services	36	17 727	5 041	1 280	172
89	Services, n.e.c.	12	(D)	(D)	(D)	BB
LAKE COUNTY						
	Total	1 022	365 890	136 920	30 596	7 331
70 ex. 704	Hotels, rooming houses, camps, and other lodging places (except membership lodging)	43	32 946	8 615	2 186	800
7011	Hotels and motels	25	19 569	5 575	1 385	530
7011 pt.	Hotels	10	14 256	4 326	1 033	383
7011 pt.	Motels, motor hotels, and tourist courts	15	5 313	1 249	352	147
702, 3	Other lodging places	18	13 377	3 040	801	270
72	Personal services	125	20 655	6 880	1 867	660
721	Laundry, cleaning, and garment services	28	7 134	1 772	480	174
7211	Power laundries, family and commercial*	2	(D)	(D)	(D)	BB
7213	Linen supply*	—	—	—	—	—
7215	Coin-operated laundries and drycleaning	11	(D)	(D)	(D)	BB
7216	Drycleaning plants, except rug cleaning*	9	1 508	536	138	58
7217	Carpet and upholstery cleaning	5	922	320	81	38
7218	Industrial laundriers*	—	—	—	—	—
7212, 9	Other laundry, cleaning, and garment services*	1	(D)	(D)	(D)	AA
722	Photographic studios, portrait	3	(D)	(D)	(D)	BB
723, 4	Beauty and barber shops	73	6 658	3 161	849	324
723	Beauty shops	72	(D)	(D)	(D)	EE
724	Barber shops	1	(D)	(D)	(D)	AA
725	Shoe repair shops and shoeshine parlors	1	(D)	(D)	(D)	AA
726	Funeral service and crematories	12	4 906	1 363	331	64
729	Miscellaneous personal services	8	(D)	(D)	(D)	BB
73	Business services	137	46 397	14 116	3 075	1 108
731	Advertising	9	2 999	708	124	28
732	Consumer credit reporting agencies, mercantile reporting agencies, and adjustment and collection agencies	1	(D)	(D)	(D)	AA
733	Mailing, reproduction, commercial art and photography, and stenographic services	7	745	167	46	13
734	Services to dwellings and other buildings	43	14 880	4 859	1 116	366
735	Miscellaneous equipment rental and leasing	21	10 995	2 351	594	102
736	Personnel supply services	10	7 314	3 700	663	409
737	Computer programming, data processing, and other computer related services	13	2 310	612	146	34
7371, 2, 3	Computer programming, prepackaged software, and integrated systems	4	(D)	(D)	(D)	AA
7374, 5, 6	Data processing services	5	(D)	(D)	(D)	AA
7377, 8, 9	Computer rental and leasing, maintenance, and related services, n.e.c.	4	(D)	(D)	(D)	AA
738	Miscellaneous business services	33	(D)	(D)	(D)	CC

Table 6. Summary Statistics for Firms Subject to Federal Income Tax for Counties With 350 Establishments or More: 1992 — Con.

[Includes only establishments with payroll. For meaning of abbreviations and symbols, see introductory text. For explanation of terms and comparability of 1987 and 1992 censuses, see appendix A. For information on geographic areas followed by ▲, see appendix F]

SIC code	Geographic area and kind of business or operation	Establishments (number)	Receipts (\$1,000)	Annual payroll (\$1,000)	First-quarter payroll (\$1,000)	Paid employees for pay period including March 12 (number)
LAKE COUNTY — Con.						
75	Automotive repair, services, and parking -----	101	29 541	5 914	1 361	360
751	Automotive rental and leasing, without drivers -----	8	9 572	848	242	67
752	Automobile parking -----	—	—	—	—	—
753	Automotive repair shops -----	78	16 765	4 248	921	218
7532	Top, body, and upholstery repair shops and paint shops -----	20	3 762	921	220	50
7538	General automotive repair shops -----	44	9 733	2 486	503	127
7533, 4, 6, 7, 9	Other automotive repair shops -----	14	3 270	841	198	41
754	Automotive services, except repair -----	15	3 204	818	198	75
76	Miscellaneous repair services -----	57	10 994	2 783	627	170
762	Electrical repair shops -----	18	4 456	1 132	256	60
7622	Radio and television repair shops -----	3	(D)	(D)	(D)	AA
7623, 9	Other electrical and electronic repair shops -----	15	(D)	(D)	(D)	BB
763	Watch, clock, and jewelry repair -----	1	(D)	(D)	(D)	AA
764	Reupholstery and furniture repair -----	7	700	227	53	18
769	Miscellaneous repair and related services -----	31	(D)	(D)	(D)	BB
78, 79, 84	Amusement and recreation services, including motion pictures and museums -----	60	19 323	5 118	1 224	503
781, 2	Motion picture production, distribution, and services -----	1	(D)	(D)	(D)	AA
783	Motion picture theaters -----	3	(D)	(D)	(D)	BB
784	Video tape rental -----	12	1 413	347	82	48
792	Theatrical producers (except motion picture), bands, orchestras, and entertainers -----	1	(D)	(D)	(D)	AA
793	Bowling centers -----	3	(D)	(D)	(D)	BB
79 ex. 792, 3; 84	Commercial sports and other amusement and recreation services, including museums -----	40	14 171	4 183	1 015	393
80	Health services -----	259	153 905	70 910	15 479	2 684
801	Offices and clinics of doctors of medicine -----	129	73 495	35 827	7 224	737
802	Offices and clinics of dentists -----	51	19 612	7 890	1 720	309
803	Offices and clinics of doctors of osteopathy -----	7	1 713	800	181	21
804	Offices and clinics of other health practitioners -----	43	13 685	5 409	1 375	247
805	Nursing and personal care facilities -----	9	24 931	10 057	2 676	776
806	Hospitals -----	—	—	—	—	—
807, 8, 9	Other health services -----	20	20 469	10 927	2 303	594
81	Legal services -----	80	22 347	11 143	2 287	321
823, 4, 9	Selected educational services -----	7	(D)	(D)	(D)	AA
83	Social services -----	44	5 146	2 077	485	303
835	Child day care services -----	26	2 517	1 112	265	186
832, 3, 6, 9	Other social services -----	18	2 629	965	220	117
87 ex. 8733	Engineering, accounting, research, management, and related services (except noncommercial research organizations) -----	103	20 563	8 399	1 789	372
871	Engineering, architectural, and surveying services -----	33	7 818	3 217	723	144
872	Accounting, auditing, and bookkeeping services -----	39	7 727	3 647	764	155
873 ex. 8733	Research, development, and testing services (except noncommercial research organizations) -----	4	1 177	276	66	27
874	Management and public relations services -----	27	3 841	1 259	236	46
89	Services, n.e.c. -----	6	(D)	(D)	(D)	BB
LEE COUNTY (Coextensive with Fort Myers—Cape Coral, FL MSA; see table 7a.)						
LEON COUNTY						
Total -----		1 980	1 138 361	469 846	102 151	19 761
70 ex. 704	Hotels, rooming houses, camps, and other lodging places (except membership lodging) -----	53	40 993	10 718	2 389	1 156
7011	Hotels and motels -----	45	(D)	(D)	(D)	GG
7011 pt.	Hotels -----	12	(D)	(D)	(D)	EE
7011 pt.	Motels, motor hotels, and tourist courts -----	33	24 086	6 018	1 308	666
702, 3	Other lodging places -----	8	(D)	(D)	(D)	CC

Table 6. Summary Statistics for Firms Subject to Federal Income Tax for Counties With 350 Establishments or More: 1992 — Con.

[Includes only establishments with payroll. For meaning of abbreviations and symbols, see introductory text. For explanation of terms and comparability of 1987 and 1992 censuses, see appendix A. For information on geographic areas followed by ▲, see appendix F]

SIC code	Geographic area and kind of business or operation	Establishments (number)	Receipts (\$1,000)	Annual payroll (\$1,000)	First-quarter payroll (\$1,000)	Paid employees for pay period including March 12 (number)
LEON COUNTY — Con.						
72	Personal services -----	191	42 900	15 746	3 642	1 384
721	Laundry, cleaning, and garment services -----	76	20 452	7 249	1 569	551
7211	Power laundries, family and commercial* -----	1	(D)	(D)	(D)	AA
7213	Linen supply* -----	1	(D)	(D)	(D)	BB
7215	Coin-operated laundries and drycleaning -----	21	(D)	(D)	(D)	BB
7216	Drycleaning plants, except rug cleaning* -----	32	(D)	(D)	(D)	CC
7217	Carpet and upholstery cleaning -----	12	2 465	732	187	100
7218	Industrial launderers* -----	1	(D)	(D)	(D)	BB
7212, 9	Other laundry, cleaning, and garment services* -----	8	(D)	(D)	(D)	BB
722	Photographic studios, portrait -----	10	3 708	982	161	99
723, 4	Beauty and barber shops -----	75	11 752	5 626	1 376	456
723	Beauty shops -----	74	(D)	(D)	(D)	EE
724	Barber shops -----	1	(D)	(D)	(D)	AA
725	Shoe repair shops and shoeshine parlors -----	6	407	105	22	8
726	Funeral service and crematories -----	5	(D)	(D)	(D)	BB
729	Miscellaneous personal services -----	19	(D)	(D)	(D)	CC
73	Business services -----	345	184 934	77 176	17 000	4 652
731	Advertising -----	21	7 809	2 871	659	128
732	Consumer credit reporting agencies, mercantile reporting agencies, and adjustment and collection agencies -----	5	3 215	1 025	245	54
733	Mailing, reproduction, commercial art and photography, and stenographic services -----	30	(D)	(D)	(D)	CC
734	Services to dwellings and other buildings -----	72	(D)	(D)	(D)	FF
735	Miscellaneous equipment rental and leasing -----	28	13 701	2 941	742	167
736	Personnel supply services -----	28	(D)	(D)	(D)	GG
737	Computer programming, data processing, and other computer related services -----	72	75 136	27 256	6 167	1 016
7371, 2, 3	Computer programming, prepackaged software, and integrated systems -----	45	(D)	(D)	(D)	EE
7374, 5, 6	Data processing services -----	10	29 792	9 391	2 162	514
7377, 8, 9	Computer rental and leasing, maintenance, and related services, n.e.c. -----	17	(D)	(D)	(D)	BB
738	Miscellaneous business services -----	89	33 319	13 567	3 071	735
75	Automotive repair, services, and parking -----	168	87 017	18 756	4 448	1 082
751	Automotive rental and leasing, without drivers -----	11	33 454	4 261	1 076	243
752	Automobile parking -----	2	(D)	(D)	(D)	AA
753	Automotive repair shops -----	125	(D)	(D)	(D)	FF
7532	Top, body, and upholstery repair shops and paint shops -----	26	14 214	4 320	983	201
7538	General automotive repair shops -----	63	18 066	5 105	1 160	260
7533, 4, 6, 7, 9	Other automotive repair shops -----	36	(D)	(D)	(D)	CC
754	Automotive services, except repair -----	30	(D)	(D)	(D)	CC
76	Miscellaneous repair services -----	75	18 524	5 932	1 373	330
762	Electrical repair shops -----	26	9 493	3 397	772	164
7622	Radio and television repair shops -----	12	1 474	614	149	41
7623, 9	Other electrical and electronic repair shops -----	14	8 019	2 783	623	123
763	Watch, clock, and jewelry repair -----	1	(D)	(D)	(D)	AA
764	Reupholstery and furniture repair -----	9	(D)	(D)	(D)	BB
769	Miscellaneous repair and related services -----	39	(D)	(D)	(D)	CC
78, 79, 84	Amusement and recreation services, including motion pictures and museums -----	81	30 647	8 093	2 007	994
781, 2	Motion picture production, distribution, and services -----	5	1 828	815	212	56
783	Motion picture theaters -----	7	6 330	926	223	131
784	Video tape rental -----	15	(D)	(D)	(D)	CC
792	Theatrical producers (except motion picture), bands, orchestras, and entertainers -----	3	(D)	(D)	(D)	AA
793	Bowling centers -----	2	(D)	(D)	(D)	BB
79 ex. 792, 3, 84	Commercial sports and other amusement and recreation services, including museums -----	49	16 720	5 269	1 270	616
80	Health services -----	372	330 730	147 917	30 075	4 554
801	Offices and clinics of doctors of medicine -----	179	155 429	86 665	16 063	1 590
802	Offices and clinics of dentists -----	70	32 115	13 274	2 821	489
803	Offices and clinics of doctors of osteopathy -----	3	(D)	(D)	(D)	AA
804	Offices and clinics of other health practitioners -----	72	19 252	6 766	1 414	311
805	Nursing and personal care facilities -----	7	18 903	8 699	1 868	560
806	Hospitals -----	2	(D)	(D)	(D)	FF
807, 8, 9	Other health services -----	39	(D)	(D)	(D)	FF
81	Legal services -----	245	189 720	98 633	21 344	2 091
823, 4, 9	Selected educational services -----	32	10 180	2 230	477	158
83	Social services -----	80	(D)	(D)	(D)	FF
835	Child day care services -----	58	(D)	(D)	(D)	FF
832, 3, 6, 9	Other social services -----	22	(D)	(D)	(D)	CC

Table 6. Summary Statistics for Firms Subject to Federal Income Tax for Counties With 350 Establishments or More: 1992 — Con.

[Includes only establishments with payroll. For meaning of abbreviations and symbols, see introductory text. For explanation of terms and comparability of 1987 and 1992 censuses, see appendix A. For information on geographic areas followed by ▲, see appendix F]

SIC code	Geographic area and kind of business or operation	Establishments (number)	Receipts (\$1,000)	Annual payroll (\$1,000)	First-quarter payroll (\$1,000)	Paid employees for pay period including March 12 (number)
LEON COUNTY — Con.						
87 ex. 8733	Engineering, accounting, research, management, and related services (except noncommercial research organizations) -----	321	173 416	73 252	16 831	2 506
871	Engineering, architectural, and surveying services -----	100	83 201	35 410	8 171	1 014
872	Accounting, auditing, and bookkeeping services -----	83	(D)	(D)	(D)	EE
873 ex. 8733	Research, development, and testing services (except noncommercial research organizations) -----	25	13 022	5 243	1 150	348
874	Management and public relations services -----	113	(D)	(D)	(D)	FF
89	Services, n.e.c. -----	17	(D)	(D)	(D)	CC
MANATEE COUNTY						
	Total -----	1 372	854 600	407 547	92 447	22 547
70 ex. 704	Hotels, rooming houses, camps, and other lodging places (except membership lodging) -----	69	55 884	13 199	3 492	1 212
7011	Hotels and motels -----	52	51 441	12 519	3 316	1 142
7011 pt. 7011 pt.	Hotels -----	17	33 200	8 677	2 293	772
	Motels, motor hotels, and tourist courts -----	35	18 241	3 842	1 023	370
702, 3	Other lodging places -----	17	4 443	680	176	70
72	Personal services -----	179	25 286	9 442	2 498	766
721	Laundry, cleaning, and garment services -----	39	7 330	2 524	614	197
7211	Power laundries, family and commercial* -----	2	(D)	(D)	(D)	AA
7213	Linen supply* -----	7	(D)	(D)	(D)	AA
7215	Coin-operated laundries and drycleaning -----	7	(D)	(D)	(D)	AA
7216	Drycleaning plants, except rug cleaning* -----	16	3 723	1 317	284	101
7217	Carpet and upholstery cleaning -----	9	786	249	68	16
7218	Industrial laundries* -----	1	(D)	(D)	(D)	BB
7212, 9	Other laundry, cleaning, and garment services* -----	4	292	68	24	10
722	Photographic studios, portrait -----	7	1 470	409	105	32
723, 4	Beauty and barber shops -----	106	10 810	4 863	1 359	425
723	Beauty shops -----	104	(D)	(D)	(D)	EE
724	Barber shops -----	2	(D)	(D)	(D)	AA
725	Shoe repair shops and shoeshine parlors -----	2	(D)	(D)	(D)	AA
726	Funeral service and crematories -----	15	4 601	1 417	349	88
729	Miscellaneous personal services -----	10	(D)	(D)	(D)	BB
73	Business services -----	202	250 098	179 655	39 934	11 905
731	Advertising -----	6	1 614	356	69	13
732	Consumer credit reporting agencies, mercantile reporting agencies, and adjustment and collection agencies -----	5	1 274	185	35	11
733	Mailing, reproduction, commercial art and photography, and stenographic services -----	13	2 033	786	181	43
734	Services to dwellings and other buildings -----	40	8 844	3 295	776	209
735	Miscellaneous equipment rental and leasing -----	19	7 167	1 946	456	111
736	Personnel supply services -----	39	197 382	161 961	35 680	10 988
737	Computer programming, data processing, and other computer related services -----	19	9 749	4 608	1 205	146
7371, 2, 3	Computer programming, prepackaged software, and integrated systems -----	9	7 592	3 553	944	82
7374, 5, 6	Data processing services -----	6	1 265	726	167	51
7377, 8, 9	Computer rental and leasing, maintenance, and related services, n.e.c. -----	4	892	329	94	13
738	Miscellaneous business services -----	61	22 035	6 518	1 532	384
75	Automotive repair, services, and parking -----	101	31 850	8 045	1 937	473
751	Automotive rental and leasing, without drivers -----	6	1 407	221	55	30
752	Automobile parking -----	—	—	—	—	—
753	Automotive repair shops -----	78	26 989	6 740	1 609	341
7532	Top, body, and upholstery repair shops and paint shops -----	16	6 486	2 047	495	102
7538	General automotive repair shops -----	43	10 107	2 444	550	128
7533, 4, 6, 7, 9	Other automotive repair shops -----	19	10 396	2 249	564	111
754	Automotive services, except repair -----	17	3 454	1 084	273	102
76	Miscellaneous repair services -----	52	13 569	4 965	1 202	268
762	Electrical repair shops -----	14	5 608	2 218	538	128
7622	Radio and television repair shops -----	6	2 251	887	223	50
7623, 9	Other electrical and electronic repair shops -----	8	3 357	1 331	315	78
763	Watch, clock, and jewelry repair -----	2	(D)	(D)	(D)	AA
764	Reupholstery and furniture repair -----	4	1 368	391	100	24
769	Miscellaneous repair and related services -----	32	(D)	(D)	(D)	CC
78, 79, 84	Amusement and recreation services, including motion pictures and museums -----	81	41 280	11 578	2 818	759
781, 2	Motion picture production, distribution, and services -----	5	1 366	362	90	19
783	Motion picture theaters -----	4	(D)	(D)	(D)	BB
784	Video tape rental -----	13	(D)	(D)	(D)	BB
792	Theatrical producers (except motion picture), bands, orchestras, and entertainers -----	3	463	317	10	5
793	Bowling centers -----	—	—	—	—	—
79 ex. 792, 3; 84	Commercial sports and other amusement and recreation services, including museums -----	56	33 000	10 007	2 504	616

Table 6. Summary Statistics for Firms Subject to Federal Income Tax for Counties With 350 Establishments or More: 1992 — Con.

[Includes only establishments with payroll. For meaning of abbreviations and symbols, see introductory text. For explanation of terms and comparability of 1987 and 1992 censuses, see appendix A. For information on geographic areas followed by ▲, see appendix F]

SIC code	Geographic area and kind of business or operation	Establishments (number)	Receipts (\$1,000)	Annual payroll (\$1,000)	First-quarter payroll (\$1,000)	Paid employees for pay period including March 12 (number)
MANATEE COUNTY — Con.						
80	Health services -----	352	343 403	141 878	31 744	5 450
801	Offices and clinics of doctors of medicine -----	163	114 798	57 551	11 211	1 112
802	Offices and clinics of dentists -----	82	29 679	11 882	2 548	458
803	Offices and clinics of doctors of osteopathy -----	4	(D)	(D)	(D)	BB
804	Offices and clinics of other health practitioners -----	46	14 317	5 460	1 067	204
805	Nursing and personal care facilities -----	15	58 532	26 770	6 443	1 765
806	Hospitals -----	3	(D)	(D)	(D)	GG
807, 8, 9	Other health services -----	39	(D)	(D)	(D)	EE
81	Legal services -----	102	29 642	13 188	2 910	436
823, 4, 9	Selected educational services -----	7	(D)	(D)	(D)	AA
83	Social services -----	46	13 328	4 592	1 093	482
835	Child day care services -----	28	4 372	1 967	458	251
832, 3, 6, 9	Other social services -----	18	8 956	2 625	635	231
87 ex. 8733	Engineering, accounting, research, management, and related services (except noncommercial research organizations) -----	172	46 458	19 832	4 621	744
871	Engineering, architectural, and surveying services -----	45	14 142	6 975	1 753	232
872	Accounting, auditing, and bookkeeping services -----	51	11 876	5 701	1 357	237
873 ex. 8733	Research, development, and testing services (except noncommercial research organizations) -----	9	1 872	299	56	23
874	Management and public relations services -----	67	18 568	6 857	1 455	252
89	Services, n.e.c. -----	9	(D)	(D)	(D)	BB
MARION COUNTY (Coextensive with Ocala, FL MSA; see table 7a.)						
MARTIN COUNTY						
	Total -----	1 074	431 838	173 240	38 258	7 539
70 ex. 704	Hotels, rooming houses, camps, and other lodging places (except membership lodging) -----	20	(D)	(D)	(D)	FF
7011	Hotels and motels -----	19	(D)	(D)	(D)	FF
7011 pt.	Hotels -----	7	(D)	(D)	(D)	FF
7011 pt.	Motels, motor hotels, and tourist courts -----	12	(D)	(D)	(D)	CC
702, 3	Other lodging places -----	1	(D)	(D)	(D)	AA
72	Personal services -----	116	17 022	6 069	1 601	515
721	Laundry, cleaning, and garment services -----	28	5 253	1 866	449	137
7211	Power laundries, family and commercial* -----	2	(D)	(D)	(D)	AA
7213	Linen supply* -----	1	(D)	(D)	(D)	AA
7215	Coin-operated laundries and drycleaning -----	7	(D)	(D)	(D)	AA
7216	Drycleaning plants, except rug cleaning* -----	8	2 384	908	232	72
7217	Carpet and upholstery cleaning -----	8	1 653	719	160	34
7218	Industrial laundries* -----	—	—	—	—	—
7212, 9	Other laundry, cleaning, and garment services* -----	2	(D)	(D)	(D)	AA
722	Photographic studios, portrait -----	3	302	67	14	4
723, 4	Beauty and barber shops -----	70	7 200	2 662	756	266
723	Beauty shops -----	68	(D)	(D)	(D)	EE
724	Barber shops -----	2	(D)	(D)	(D)	AA
725	Shoe repair shops and shoeshine parlors -----	1	(D)	(D)	(D)	AA
726	Funeral service and crematories -----	4	(D)	(D)	(D)	BB
729	Miscellaneous personal services -----	10	(D)	(D)	(D)	BB
73	Business services -----	179	67 263	26 128	6 411	1 420
731	Advertising -----	7	5 317	692	174	24
732	Consumer credit reporting agencies, mercantile reporting agencies, and adjustment and collection agencies -----	1	(D)	(D)	(D)	AA
733	Mailing, reproduction, commercial art and photography, and stenographic services -----	22	5 043	1 037	211	62
734	Services to dwellings and other buildings -----	40	9 313	4 245	902	267
735	Miscellaneous equipment rental and leasing -----	19	7 055	2 217	450	96
736	Personnel supply services -----	13	7 472	4 521	1 453	310
737	Computer programming, data processing, and other computer related services -----	15	9 129	2 410	371	60
7371, 2, 3	Computer programming, prepackaged software, and integrated systems -----	7	6 739	1 626	318	43
7374, 5, 6	Data processing services -----	3	(D)	(D)	(D)	AA
7377, 8, 9	Computer rental and leasing, maintenance, and related services, n.e.c. -----	5	(D)	(D)	(D)	AA
738	Miscellaneous business services -----	62	(D)	(D)	(D)	FF
75	Automotive repair, services, and parking -----	82	29 119	5 713	1 387	321
751	Automotive rental and leasing, without drivers -----	5	(D)	(D)	(D)	BB
752	Automobile parking -----	—	—	—	—	—
753	Automotive repair shops -----	69	17 942	4 421	1 089	239
7532	Top, body, and upholstery repair shops and paint shops -----	18	4 649	1 113	300	76
7538	General automotive repair shops -----	36	9 974	2 552	618	116
7533, 4, 6, 7, 9	Other automotive repair shops -----	15	3 319	756	171	47
754	Automotive services, except repair -----	8	(D)	(D)	(D)	BB

Table 6. Summary Statistics for Firms Subject to Federal Income Tax for Counties With 350 Establishments or More: 1992 — Con.

[Includes only establishments with payroll. For meaning of abbreviations and symbols, see introductory text. For explanation of terms and comparability of 1987 and 1992 censuses, see appendix A. For information on geographic areas followed by ▲, see appendix F]

SIC code	Geographic area and kind of business or operation	Establishments (number)	Receipts (\$1,000)	Annual payroll (\$1,000)	First-quarter payroll (\$1,000)	Paid employees for pay period including March 12 (number)
MARTIN COUNTY — Con.						
76	Miscellaneous repair services -----	41	8 047	2 364	634	129
762	Electrical repair shops -----	17	3 335	1 005	285	60
7622	Radio and television repair shops -----	3	(D)	(D)	(D)	AA
7623, 9	Other electrical and electronic repair shops -----	14	(D)	(D)	(D)	BB
763	Watch, clock, and jewelry repair -----	3	(D)	(D)	(D)	AA
764	Reupholstery and furniture repair -----	5	405	112	41	11
769	Miscellaneous repair and related services -----	16	(D)	(D)	(D)	BB
78, 79, 84	Amusement and recreation services, including motion pictures and museums -----	62	54 997	19 064	4 350	1 298
781, 2	Motion picture production, distribution, and services -----	1	(D)	(D)	(D)	AA
783	Motion picture theaters -----	4	(D)	(D)	(D)	BB
784	Video tape rental -----	3	(D)	(D)	(D)	BB
792	Theatrical producers (except motion picture), bands, orchestras, and entertainers -----	2	(D)	(D)	(D)	AA
793	Bowling centers -----	3	(D)	(D)	(D)	BB
79 ex. 792, 3, 84	Commercial sports and other amusement and recreation services, including museums -----	49	47 917	18 048	4 113	1 179
80	Health services -----	249	131 921	61 498	13 046	1 810
801	Offices and clinics of doctors of medicine -----	113	64 359	36 319	7 614	545
802	Offices and clinics of dentists -----	52	19 701	7 496	1 595	270
803	Offices and clinics of doctors of osteopathy -----	1	(D)	(D)	(D)	AA
804	Offices and clinics of other health practitioners -----	49	15 341	4 627	984	193
805	Nursing and personal care facilities -----	5	17 624	8 191	1 697	551
806	Hospitals -----	—	—	—	—	—
807, 8, 9	Other health services -----	29	(D)	(D)	(D)	CC
81	Legal services -----	97	36 472	17 314	3 317	443
823, 4, 9	Selected educational services -----	13	(D)	(D)	(D)	BB
83	Social services -----	32	6 726	2 492	599	244
835	Child day care services -----	17	2 180	995	243	135
832, 3, 6, 9	Other social services -----	15	4 546	1 497	356	109
87 ex. 8733	Engineering, accounting, research, management, and related services (except noncommercial research organizations) -----	173	49 346	21 128	4 196	604
871	Engineering, architectural, and surveying services -----	61	16 384	6 532	1 514	226
872	Accounting, auditing, and bookkeeping services -----	51	(D)	(D)	(D)	CC
873 ex. 8733	Research, development, and testing services (except noncommercial research organizations) -----	2	(D)	(D)	(D)	AA
874	Management and public relations services -----	59	22 639	9 582	1 478	203
89	Services, n.e.c. -----	10	(D)	(D)	(D)	BB
MONROE COUNTY						
	Total -----	937	496 673	137 222	32 912	8 177
70 ex. 704	Hotels, rooming houses, camps, and other lodging places (except membership lodging) -----	163	277 665	67 143	16 784	4 514
7011	Hotels and motels -----	136	263 688	64 388	16 092	4 302
7011 pt. 7011 pt.	Hotels -----	72	219 137	55 577	14 090	3 606
	Motels, motor hotels, and tourist courts -----	64	44 551	8 811	2 002	696
702, 3	Other lodging places -----	27	13 977	2 755	692	212
72	Personal services -----	61	8 224	2 198	591	218
721	Laundry, cleaning, and garment services -----	18	3 308	699	157	59
7211	Power laundries, family and commercial* -----	1	(D)	(D)	(D)	AA
7213	Linen supply* -----	—	—	—	—	—
7215	Coin-operated laundries and drycleaning -----	8	951	190	49	26
7216	Drycleaning plants, except rug cleaning* -----	3	(D)	(D)	(D)	AA
7217	Carpet and upholstery cleaning -----	5	1 660	317	60	14
7218	Industrial laundriers* -----	—	—	—	—	—
7212, 9	Other laundry, cleaning, and garment services* -----	1	(D)	(D)	(D)	AA
722	Photographic studios, portrait -----	3	229	39	10	4
723, 4	Beauty and barber shops -----	33	3 472	1 158	340	135
723	Beauty shops -----	33	3 472	1 158	340	135
724	Barber shops -----	—	—	—	—	—
725	Shoe repair shops and shoeshine parlors -----	—	—	—	—	—
726	Funeral service and crematories -----	3	1 005	270	69	12
729	Miscellaneous personal services -----	4	210	32	15	8

Table 6. Summary Statistics for Firms Subject to Federal Income Tax for Counties With 350 Establishments or More: 1992 — Con.

[Includes only establishments with payroll. For meaning of abbreviations and symbols, see introductory text. For explanation of terms and comparability of 1987 and 1992 censuses, see appendix A. For information on geographic areas followed by ▲, see appendix F]

SIC code	Geographic area and kind of business or operation	Establishments (number)	Receipts (\$1,000)	Annual payroll (\$1,000)	First-quarter payroll (\$1,000)	Paid employees for pay period including March 12 (number)
MONROE COUNTY — Con.						
73	Business services -----	134	33 030	10 163	2 286	705
731	Advertising -----	10	2 882	1 016	217	54
732	Consumer credit reporting agencies, mercantile reporting agencies, and adjustment and collection agencies -----	3	102	29	4	2
733	Mailing, reproduction, commercial art and photography, and stenographic services -----	9	5 356	1 171	235	97
734	Services to dwellings and other buildings -----	25	2 903	1 264	310	100
735	Miscellaneous equipment rental and leasing -----	14	3 658	1 150	279	52
736	Personnel supply services -----	9	3 168	1 631	398	157
737	Computer programming, data processing, and other computer related services -----	9	1 224	351	97	15
7371, 2, 3	Computer programming, prepackaged software, and integrated systems -----	2	(D)	(D)	(D)	AA
7374, 5, 6	Data processing services -----	2	(D)	(D)	(D)	AA
7377, 8, 9	Computer rental and leasing, maintenance, and related services, n.e.c. -----	5	383	122	49	5
738	Miscellaneous business services -----	55	13 737	3 551	746	228
75	Automotive repair, services, and parking -----	53	13 691	3 030	726	168
751	Automotive rental and leasing, without drivers -----	6	3 300	509	105	26
752	Automobile parking -----	1	(D)	(D)	(D)	AA
753	Automotive repair shops -----	37	8 812	1 931	439	101
7532	Top, body, and upholstery repair shops and paint shops -----	4	(D)	(D)	(D)	AA
7538	General automotive repair shops -----	29	7 592	1 543	343	82
7533, 4, 6, 7, 9	Other automotive repair shops -----	4	(D)	(D)	(D)	AA
754	Automotive services, except repair -----	9	(D)	(D)	(D)	BB
76	Miscellaneous repair services -----	51	12 597	3 368	753	151
762	Electrical repair shops -----	21	5 601	1 666	379	72
7622	Radio and television repair shops -----	5	948	277	56	9
7623, 9	Other electrical and electronic repair shops -----	16	4 653	1 389	323	63
763	Watch, clock, and jewelry repair -----	—	—	—	—	—
764	Reupholstery and furniture repair -----	2	(D)	(D)	(D)	AA
769	Miscellaneous repair and related services -----	28	(D)	(D)	(D)	BB
78, 79, 84	Amusement and recreation services, including motion pictures and museums -----	149	44 488	12 483	3 307	867
781, 2	Motion picture production, distribution, and services -----	4	(D)	(D)	(D)	AA
783	Motion picture theaters -----	2	(D)	(D)	(D)	BB
784	Video tape rental -----	11	2 944	582	149	84
792	Theatrical producers (except motion picture), bands, orchestras, and entertainers -----	7	902	308	198	13
793	Bowling centers -----	4	873	155	41	12
79 ex. 792, 3, 84	Commercial sports and other amusement and recreation services, including museums -----	121	38 091	11 149	2 845	730
80	Health services -----	131	61 825	22 805	4 983	947
801	Offices and clinics of doctors of medicine -----	57	24 103	10 116	2 249	236
802	Offices and clinics of dentists -----	23	7 373	2 262	348	101
803	Offices and clinics of doctors of osteopathy -----	8	2 616	1 041	230	34
804	Offices and clinics of other health practitioners -----	26	3 582	861	222	54
805	Nursing and personal care facilities -----	4	(D)	(D)	(D)	EE
806	Hospitals -----	1	(D)	(D)	(D)	CC
807, 8, 9	Other health services -----	12	(D)	(D)	(D)	BB
81	Legal services -----	65	16 175	6 923	1 402	213
823, 4, 9	Selected educational services -----	5	566	133	22	9
83	Social services -----	19	1 586	476	125	54
835	Child day care services -----	13	1 030	360	96	45
832, 3, 6, 9	Other social services -----	6	556	116	29	9
87 ex. 8733	Engineering, accounting, research, management, and related services (except noncommercial research organizations) -----	98	24 911	7 819	1 798	317
871	Engineering, architectural, and surveying services -----	25	(D)	(D)	(D)	BB
872	Accounting, auditing, and bookkeeping services -----	36	12 103	3 206	810	164
873 ex. 8733	Research, development, and testing services (except noncommercial research organizations) -----	3	(D)	(D)	(D)	BB
874	Management and public relations services -----	34	6 566	2 415	427	59
89	Services, n.e.c. -----	8	1 915	681	135	14
OKALOOSA COUNTY (Coextensive with Fort Walton Beach, FL MSA; see table 7a.)						

Table 6. Summary Statistics for Firms Subject to Federal Income Tax for Counties With 350 Establishments or More: 1992 — Con.

[Includes only establishments with payroll. For meaning of abbreviations and symbols, see introductory text. For explanation of terms and comparability of 1987 and 1992 censuses, see appendix A. For information on geographic areas followed by ▲, see appendix F]

SIC code	Geographic area and kind of business or operation	Establishments (number)	Receipts (\$1,000)	Annual payroll (\$1,000)	First-quarter payroll (\$1,000)	Paid employees for pay period including March 12 (number)
ORANGE COUNTY						
	Total	7 321	8 899 128	2 721 013	626 151	129 045
70 ex. 704	Hotels, rooming houses, camps, and other lodging places (except membership lodging)	222	1 681 547	412 482	103 511	28 443
7011	Hotels and motels	205	1 628 538	399 128	100 390	27 709
7011 pt.	Hotels	129	1 550 168	379 819	95 813	25 860
7011 pt.	Hotels, 25 guestrooms or more	122	1 549 008	379 540	95 746	25 807
7011 pt.	Hotels, less than 25 guestrooms	7	1 160	279	67	53
7011 pt.	Motels, motor hotels, and tourist courts	76	78 370	19 309	4 577	1 849
7011 pt.	Motels, tourist courts	61	57 513	14 607	3 359	1 376
7011 pt.	Motor hotels	15	20 857	4 702	1 218	473
702, 3	Other lodging places	17	53 009	13 354	3 121	734
702	Rooming and boarding houses	3	296	58	6	6
703	Camps and recreational vehicle parks	14	52 713	13 296	3 115	728
72	Personal services	626	174 430	55 728	13 887	5 186
721	Laundry, cleaning, and garment services	219	91 735	26 914	6 421	1 912
7211	Power laundries, family and commercial*	6	(D)	(D)	(D)	BB
7213	Linen supply*	4	(D)	(D)	(D)	CC
7215	Coin-operated laundries and drycleaning	44	16 735	2 155	505	161
7216	Drycleaning plants, except rug cleaning*	95	20 397	7 117	1 665	654
7217	Carpet and upholstery cleaning	35	10 750	3 745	866	288
7218	Industrial laundriers*	7	26 417	8 576	2 118	463
7212, 9	Other laundry, cleaning, and garment services*	28	(D)	(D)	(D)	BB
7212	Garment pressing, and agents for laundries and drycleaners	17	2 551	593	109	38
7219	Laundry and garment services, n.e.c.*	11	(D)	(D)	(D)	BB
722	Photographic studios, portrait	36	10 146	2 364	533	214
723, 4	Beauty and barber shops	266	34 287	15 569	3 848	1 430
723	Beauty shops	261	33 944	15 446	3 779	1 389
724	Barber shops	5	343	123	69	41
725	Shoe repair shops and shoeshine parlors	12	(D)	(D)	(D)	BB
726	Funeral service and crematories	20	12 655	3 061	738	185
729	Miscellaneous personal services	73	(D)	(D)	(D)	GG
7291	Tax return preparation services	17	5 219	1 959	729	411
7299	Miscellaneous personal services, n.e.c.	56	(D)	(D)	(D)	GG
73	Business services	1 465	1 341 202	484 311	118 335	25 500
731	Advertising	109	88 372	26 049	6 395	846
7311	Advertising agencies	79	45 929	16 652	3 861	518
7312	Outdoor advertising services	9	(D)	(D)	(D)	CC
7313	Radio, television, publishers' advertising representatives	13	(D)	(D)	(D)	BB
7319	Advertising, n.e.c.	8	(D)	(D)	(D)	CC
732	Consumer credit reporting agencies, mercantile reporting agencies, and adjustment and collection agencies	38	29 876	10 360	2 565	541
7322	Adjustment and collection services	30	14 607	6 629	1 572	333
7323	Credit reporting services	8	15 269	3 731	993	208
733	Mailing, reproduction, commercial art and photography, and stenographic services	143	104 987	24 122	5 911	1 214
7331	Direct mail advertising services	13	57 178	9 446	2 379	407
7334	Photocopying and duplicating services	21	19 419	7 158	1 623	417
7335, 6	Commercial photography, art, and graphics	71	17 870	4 223	1 055	222
7335	Commercial photography	25	4 622	1 052	331	81
7336	Commercial art and graphic design	46	13 248	3 171	724	141
7338	Secretarial and court reporting services	38	10 520	3 295	854	168
734	Services to dwellings and other buildings	234	76 564	37 759	8 514	3 012
7342	Disinfecting and pest control services	66	29 294	11 648	2 748	549
7349	Building cleaning and maintenance services, n.e.c.	168	47 270	26 111	5 766	2 463
735	Miscellaneous equipment rental and leasing	120	127 952	31 867	7 198	1 301
7352	Medical equipment rental and leasing	15	20 375	4 898	1 167	172
7353	Heavy construction equipment rental and leasing	18	28 314	8 382	1 982	329
7359	Equipment rental and leasing, n.e.c.	89	79 263	18 587	4 049	800
736	Personnel supply services	161	187 192	133 175	32 762	9 289
7361	Employment agencies	42	11 062	5 156	869	160
7363	Help supply services	119	176 130	128 019	31 893	9 129
7363 pt.	Temporary help supply	96	116 850	81 848	19 264	6 481
7363 pt.	Help supply, except temporary	23	59 280	46 171	12 629	2 648
737	Computer programming, data processing, and other computer related services	273	411 962	130 634	32 624	3 133
7371, 2, 3	Computer programming, prepackaged software, and integrated systems	161	222 289	82 373	21 067	1 800
7371	Computer programming services	105	170 073	61 059	15 307	1 262
7372	Prepackaged software	31	(D)	(D)	(D)	EE
7373	Computer integrated systems	25	(D)	(D)	(D)	CC
7374, 5, 6	Data processing services	42	127 515	32 769	7 902	936
7374, 5	Computer processing, information retrieval	37	(D)	(D)	(D)	FF
7376	Computer facilities management services	5	(D)	(D)	(D)	CC
7377, 8, 9	Computer rental and leasing, maintenance, and related services, n.e.c.	70	62 158	15 492	3 655	397
7377	Computer rental and leasing	4	5 379	1 236	315	43
7378	Computer maintenance and repair	28	23 300	5 228	1 392	156
7379	Computer related services, n.e.c.	38	33 479	9 028	1 948	198

Table 6. Summary Statistics for Firms Subject to Federal Income Tax for Counties With 350 Establishments or More: 1992 — Con.

[Includes only establishments with payroll. For meaning of abbreviations and symbols, see introductory text. For explanation of terms and comparability of 1987 and 1992 censuses, see appendix A. For information on geographic areas followed by ▲, see appendix F]

SIC code	Geographic area and kind of business or operation	Establishments (number)	Receipts (\$1,000)	Annual payroll (\$1,000)	First-quarter payroll (\$1,000)	Paid employees for pay period including March 12 (number)
ORANGE COUNTY—Con.						
73	Business services—Con.					
738	Miscellaneous business services	387	314 297	90 345	22 366	6 164
7381, 2	Detective agencies and protective services	67	54 240	29 484	7 309	2 486
7381	Detective, guard, and armored car services	55	38 307	24 199	5 790	2 239
7382	Security systems services	12	15 933	5 285	1 519	247
7383	News syndicates	4	(D)	(D)	(D)	CC
7384	Photofinishing laboratories*	46	34 976	9 188	2 069	465
7389	Business services, n.e.c.	270	(D)	(D)	(D)	HH
7389 pt.	Sign painting shops	13	(D)	(D)	(D)	BB
7389 pt.	Interior designing	29	13 912	2 835	638	141
7389 pt.	Telephone answering services	16	4 226	2 286	556	203
7389 pt.	Other business services	212	(D)	(D)	(D)	HH
75	Automotive repair, services, and parking	589	585 930	95 434	22 548	5 537
751	Automotive rental and leasing, without drivers	68	403 848	45 283	11 331	2 757
7513	Truck rental and leasing, without drivers	27	(D)	(D)	(D)	EE
7514, 5	Passenger car rental and leasing	39	349 232	37 913	9 423	2 392
7514	Passenger car rental	34	(D)	(D)	(D)	GG
7515	Passenger car leasing	5	(D)	(D)	(D)	BB
7519	Utility trailer and recreational vehicle rental	2	(D)	(D)	(D)	AA
752	Automobile parking	11	(D)	(D)	(D)	CC
753	Automotive repair shops	423	150 064	41 657	9 162	1 942
7532	Top, body, and upholstery repair shops and paint shops	109	52 820	16 085	3 437	731
7532 pt.	Top and body repair shops	96	47 639	14 305	3 089	664
7532 pt.	Paint shops	13	5 181	1 780	348	67
7538	General automotive repair shops	209	59 585	15 559	3 218	685
7538 pt.	General automotive repair shops, except diesel	188	54 804	14 364	2 937	629
7538 pt.	Diesel repair shops	21	4 781	1 195	281	56
7533, 4, 6, 7, 9	Other automotive repair shops	105	37 659	10 013	2 507	526
7533	Automotive exhaust system repair shops	7	2 286	422	109	27
7534	Tire retreading and repair shops	5	3 747	745	187	38
7536	Automotive glass replacement shops	10	6 883	1 813	417	98
7537	Automotive transmission repair shops	30	7 801	2 239	584	110
7539	Automotive repair shops, n.e.c.	53	16 942	4 794	1 210	253
7539 pt.	Radiator repair	9	2 876	888	191	44
7539 pt.	Brake, front end, and wheel alignment	10	3 563	1 064	274	55
7539 pt.	Automotive electrical and fuel system services	23	5 785	1 643	428	96
7539 pt.	Other automotive repair shops, n.e.c.	11	4 718	1 199	317	58
754	Automotive services, except repair	87	(D)	(D)	(D)	FF
7542	Carwashes	33	(D)	(D)	(D)	EE
7549	Automotive services, except repair and carwashes	54	13 182	3 843	886	251
76	Miscellaneous repair services	274	140 523	45 276	10 509	1 867
762	Electrical repair shops	108	75 240	24 154	5 509	947
7622	Radio and television repair shops	25	7 287	3 638	870	157
7623, 9	Other electrical and electronic repair shops	83	67 953	20 516	4 639	790
7623	Refrigeration and air-conditioning service and repair shops	28	22 785	7 305	1 465	289
7629	Electrical and electronic repair shops, n.e.c.	55	45 168	13 211	3 174	501
763	Watch, clock, and jewelry repair	6	495	99	25	9
764	Reupholstery and furniture repair	23	2 685	769	157	49
769	Miscellaneous repair and related services	137	62 103	20 254	4 818	862
7692	Welding repair	17	3 444	1 388	263	60
7694	Armature rewinding shops	10	8 416	2 882	747	119
7699	Repair shops and related services, n.e.c.	110	50 243	15 984	3 808	683
78, 79, 84	Amusement and recreation services, including motion pictures and museums	446	2 378 157	458 668	106 123	27 841
781, 2	Motion picture production, distribution, and services	54	46 049	16 298	3 777	838
783	Motion picture theaters	27	27 560	3 675	834	443
7832	Motion picture theaters, except drive-in	24	(D)	(D)	(D)	EE
7833	Drive-in motion picture theaters	3	(D)	(D)	(D)	BB
784	Video tape rental	51	19 622	3 177	683	340
792	Theatrical producers (except motion picture), bands, orchestras, and entertainers	52	31 623	8 593	2 314	424
7922	Theatrical producers (except motion picture) and miscellaneous theatrical services	35	(D)	(D)	(D)	EE
7929	Bands, orchestras, actors, and other entertainers and entertainment groups	17	(D)	(D)	(D)	CC
793	Bowling centers	15	10 476	3 157	804	310
79 ex. 792, 3, 84	Commercial sports and other amusement and recreation services, including museums	247	2 242 827	423 768	97 711	25 486
794	Commercial sports	21	27 793	20 804	5 095	318
7941	Professional sports clubs, managers, promoters	6	(D)	(D)	(D)	CC
7948	Racing, including track operation	15	(D)	(D)	(D)	BB
79 ex. 792, 3, 4, 84	Other amusement and recreation services, including museums	226	2 215 034	402 964	92 616	25 168
791	Dance studios, schools, and halls	15	2 224	581	158	73
7991	Physical fitness facilities	34	11 354	2 198	479	217
7992	Public golf courses	7	23 984	7 001	1 710	356
7993	Coin-operated amusement devices	25	11 206	3 074	678	158
7996	Amusement parks	11	(D)	(D)	(D)	JJ
7997	Membership sports and recreation clubs	19	34 300	13 372	3 420	952
7999, 84	Amusement and recreation services, including museums, n.e.c.	115	(D)	(D)	(D)	GG
7999 pt.	Concession operators of amusement devices and rides	10	5 895	1 078	237	95
7999 pt.	Carnivals, circuses, and fairs	5	(D)	(D)	(D)	EE
7999 pt., 84	Other recreation and amusements, including museums	100	(D)	(D)	(D)	FF

Table 6. Summary Statistics for Firms Subject to Federal Income Tax for Counties With 350 Establishments or More: 1992 — Con.

[Includes only establishments with payroll. For meaning of abbreviations and symbols, see introductory text. For explanation of terms and comparability of 1987 and 1992 censuses, see appendix A. For information on geographic areas followed by ▲, see appendix F]

SIC code	Geographic area and kind of business or operation	Establishments (number)	Receipts (\$1,000)	Annual payroll (\$1,000)	First-quarter payroll (\$1,000)	Paid employees for pay period including March 12 (number)
ORANGE COUNTY—Con.						
80	Health services	1 523	1 145 715	508 716	105 601	14 808
801	Offices and clinics of doctors of medicine	729	634 187	320 056	61 903	5 603
8011 pt.	Offices of doctors of medicine	696	538 308	288 304	55 025	4 852
8011 pt.	General medical clinics	33	95 879	31 752	6 878	751
802	Offices and clinics of dentists	318	117 403	46 054	10 475	1 701
803	Offices and clinics of doctors of osteopathy	39	15 074	7 038	1 398	199
804	Offices and clinics of other health practitioners	228	63 088	20 565	4 463	802
8041	Offices and clinics of chiropractors	90	25 289	8 086	1 748	297
8042	Offices and clinics of optometrists	47	14 273	4 433	965	177
8043	Offices and clinics of podiatrists	22	7 376	2 011	324	80
8049	Offices and clinics of health practitioners, n.e.c.	69	16 150	6 035	1 426	248
805	Nursing and personal care facilities	28	69 543	30 544	6 793	1 858
8051	Skilled nursing care facilities	16	57 791	25 129	5 535	1 556
8052	Intermediate care facilities	8	(D)	(D)	(D)	CC
8059	Nursing and personal care facilities, n.e.c.	4	(D)	(D)	(D)	BB
806	Hospitals	4	98 394	32 160	8 227	1 272
8062	General medical and surgical hospitals	2	(D)	(D)	(D)	GG
8063, 9	Specialty hospitals	2	(D)	(D)	(D)	CC
807, 8, 9	Other health services	177	148 026	52 299	12 342	3 373
807	Medical and dental laboratories	72	50 423	15 023	3 542	623
8071	Medical laboratories	38	42 367	11 290	2 651	426
8072	Dental laboratories	34	8 056	3 733	891	197
808	Home health care services	42	36 454	17 631	4 363	2 131
809	Miscellaneous health and allied services, n.e.c.	63	61 149	19 645	4 437	619
8092	Kidney dialysis centers	3	(D)	(D)	(D)	BB
8093	Specialty outpatient facilities, n.e.c.	41	45 413	15 894	3 351	493
8099	Health and allied services, n.e.c.	19	(D)	(D)	(D)	BB
81	Legal services	710	461 029	247 509	48 115	5 046
823, 4, 9	Selected educational services	61	33 032	9 331	2 018	389
823	Libraries	—	—	—	—	—
824	Vocational schools	24	(D)	(D)	(D)	CC
829	Schools and educational services, n.e.c.	37	(D)	(D)	(D)	CC
83	Social services	247	58 312	24 932	5 694	2 127
835	Child day care services	154	27 895	12 371	2 879	1 416
832, 3, 6, 9	Other social services	93	30 417	12 561	2 815	711
87 ex. 8733	Engineering, accounting, research, management, and related services (except noncommercial research organizations)	1 094	879 715	370 268	87 647	12 045
871	Engineering, architectural, and surveying services	342	412 820	184 572	43 208	5 021
8711	Engineering services	213	285 169	133 746	31 633	3 529
8712	Architectural services	100	114 410	44 456	10 171	1 226
8713	Surveying services	29	13 241	6 370	1 404	266
872	Accounting, auditing, and bookkeeping services	340	117 566	52 977	11 556	1 663
873 ex. 8733	Research, development, and testing services (except noncommercial research organizations)	55	59 999	22 005	5 526	935
8731	Commercial physical and biological research	17	(D)	(D)	(D)	CC
8732	Commercial economic, sociological, and educational research	17	6 256	1 892	533	192
8734	Testing laboratories	21	(D)	(D)	(D)	EE
874	Management and public relations services	357	289 330	110 714	27 357	4 426
8741	Management services	108	163 643	70 420	17 823	3 276
8742	Management consulting services	157	98 969	30 597	7 346	827
8743	Public relations services	24	(D)	(D)	(D)	BB
8744	Facilities support management services	1	(D)	(D)	(D)	AA
8748	Business consulting services, n.e.c.	67	18 983	7 066	1 520	228
89	Services, n.e.c.	64	19 536	8 358	2 163	256
OSCEOLA COUNTY						
	Total	781	615 175	180 053	41 369	10 911
70 ex. 704	Hotels, rooming houses, camps, and other lodging places (except membership lodging)	124	294 385	68 940	16 483	5 799
7011	Hotels and motels	109	280 549	66 692	15 966	5 623
7011 pt.	Hotels	46	212 926	50 173	11 725	3 867
7011 pt.	Motels, motor hotels, and tourist courts	63	67 623	16 519	4 241	1 756
702, 3	Other lodging places	15	13 836	2 248	517	176

Table 6. Summary Statistics for Firms Subject to Federal Income Tax for Counties With 350 Establishments or More: 1992 — Con.

[Includes only establishments with payroll. For meaning of abbreviations and symbols, see introductory text. For explanation of terms and comparability of 1987 and 1992 censuses, see appendix A. For information on geographic areas followed by ▲, see appendix F]

SIC code	Geographic area and kind of business or operation	Establishments (number)	Receipts (\$1,000)	Annual payroll (\$1,000)	First-quarter payroll (\$1,000)	Paid employees for pay period including March 12 (number)
OSCEOLA COUNTY—Con.						
72	Personal services	82	12 181	3 576	888	360
721	Laundry, cleaning, and garment services	20	2 921	822	196	85
7211	Power laundries, family and commercial*	—	—	—	—	—
7213	Linen supply*	—	—	—	—	—
7215	Coin-operated laundries and drycleaning	8	(D)	(D)	(D)	BB
7216	Drycleaning plants, except rug cleaning*	6	909	350	92	35
7217	Carpet and upholstery cleaning	5	970	253	52	19
7218	Industrial laundriers*	—	—	—	—	—
7212, 9	Other laundry, cleaning, and garment services*	1	(D)	(D)	(D)	AA
722	Photographic studios, portrait	2	(D)	(D)	(D)	AA
723, 4	Beauty and barber shops	51	4 612	1 906	449	194
723	Beauty shops	48	(D)	(D)	(D)	CC
724	Barber shops	3	(D)	(D)	(D)	AA
725	Shoe repair shops and shoeshine parlors	1	(D)	(D)	(D)	AA
726	Funeral service and crematories	3	3 224	547	142	25
729	Miscellaneous personal services	5	(D)	(D)	(D)	BB
73	Business services	108	26 070	8 528	1 656	533
731	Advertising	6	1 030	90	9	4
732	Consumer credit reporting agencies, mercantile reporting agencies, and adjustment and collection agencies	1	(D)	(D)	(D)	AA
733	Mailing, reproduction, commercial art and photography, and stenographic services	8	1 834	476	98	31
734	Services to dwellings and other buildings	28	3 520	1 466	252	79
735	Miscellaneous equipment rental and leasing	12	5 124	1 066	290	50
736	Personnel supply services	6	3 835	2 687	420	186
737	Computer programming, data processing, and other computer related services	11	1 879	864	166	27
7371, 2, 3	Computer programming, prepackaged software, and integrated systems	6	(D)	(D)	(D)	AA
7374, 5, 6	Data processing services	2	(D)	(D)	(D)	AA
7377, 8, 9	Computer rental and leasing, maintenance, and related services, n.e.c.	3	(D)	(D)	(D)	AA
738	Miscellaneous business services	36	(D)	(D)	(D)	CC
75	Automotive repair, services, and parking	68	19 104	4 798	955	239
751	Automotive rental and leasing, without drivers	7	(D)	(D)	(D)	BB
752	Automobile parking	—	—	—	—	—
753	Automotive repair shops	54	13 682	3 712	718	174
7532	Top, body, and upholstery repair shops and paint shops	16	3 967	1 149	228	59
7538	General automotive repair shops	25	6 163	1 366	299	72
7533, 4, 6, 7, 9	Other automotive repair shops	13	3 552	1 197	191	43
754	Automotive services, except repair	7	(D)	(D)	(D)	BB
76	Miscellaneous repair services	26	5 518	1 584	382	92
762	Electrical repair shops	8	1 238	326	79	21
7622	Radio and television repair shops	3	(D)	(D)	(D)	AA
7623, 9	Other electrical and electronic repair shops	5	(D)	(D)	(D)	AA
763	Watch, clock, and jewelry repair	—	—	—	—	—
764	Reupholstery and furniture repair	4	459	99	21	7
769	Miscellaneous repair and related services	14	3 821	1 159	282	64
78, 79, 84	Amusement and recreation services, including motion pictures and museums	71	40 604	9 118	1 940	799
781, 2	Motion picture production, distribution, and services	—	—	—	—	—
783	Motion picture theaters	3	(D)	(D)	(D)	BB
784	Video tape rental	8	2 453	405	101	51
792	Theatrical producers (except motion picture), bands, orchestras, and entertainers	—	—	—	—	—
793	Bowling centers	3	(D)	(D)	(D)	BB
79 ex. 792, 3, 84	Commercial sports and other amusement and recreation services, including museums	57	35 349	8 275	1 695	694
80	Health services	177	187 990	70 789	16 602	2 512
801	Offices and clinics of doctors of medicine	91	56 938	24 970	5 450	604
802	Offices and clinics of dentists	28	10 659	3 916	861	143
803	Offices and clinics of doctors of osteopathy	5	6 371	3 342	827	77
804	Offices and clinics of other health practitioners	25	5 480	1 525	279	62
805	Nursing and personal care facilities	5	(D)	(D)	(D)	FF
806	Hospitals	3	(D)	(D)	(D)	FF
807, 8, 9	Other health services	20	(D)	(D)	(D)	CC
81	Legal services	35	10 325	5 167	913	126
823, 4, 9	Selected educational services	6	(D)	(D)	(D)	BB
83	Social services	26	5 649	2 345	530	226
835	Child day care services	18	3 695	1 540	354	141
832, 3, 6, 9	Other social services	8	1 954	805	176	85

Table 6. Summary Statistics for Firms Subject to Federal Income Tax for Counties With 350 Establishments or More: 1992 — Con.

[Includes only establishments with payroll. For meaning of abbreviations and symbols, see introductory text. For explanation of terms and comparability of 1987 and 1992 censuses, see appendix A. For information on geographic areas followed by ▲, see appendix F]

SIC code	Geographic area and kind of business or operation	Establishments (number)	Receipts (\$1,000)	Annual payroll (\$1,000)	First-quarter payroll (\$1,000)	Paid employees for pay period including March 12 (number)
OSCEOLA COUNTY—Con.						
87 ex. 8733	Engineering, accounting, research, management, and related services (except noncommercial research organizations) -----	57	11 180	4 612	953	202
871	Engineering, architectural, and surveying services -----	15	4 775	2 028	449	79
872	Accounting, auditing, and bookkeeping services -----	27	3 190	1 172	302	92
873 ex. 8733	Research, development, and testing services (except noncommercial research organizations) -----	3	513	315	64	13
874	Management and public relations services -----	12	2 702	1 097	138	18
89	Services, n.e.c. -----	1	(D)	(D)	(D)	AA
PALM BEACH COUNTY (Coextensive with West Palm Beach–Boca Raton, FL MSA; see table 7a.)						
PASCO COUNTY						
Total -----		1 652	849 483	303 366	70 201	15 283
70 ex. 704	Hotels, rooming houses, camps, and other lodging places (except membership lodging) -----	41	31 298	5 236	1 452	1 107
7011	Hotels and motels -----	23	20 950	3 333	1 060	932
7011 pt. 7011 pt.	Hotels -----	11	(D)	(D)	(D)	FF
	Motels, motor hotels, and tourist courts -----	12	(D)	(D)	(D)	CC
702, 3	Other lodging places -----	18	10 348	1 903	392	175
72	Personal services -----	205	28 668	9 696	2 653	1 085
721	Laundry, cleaning, and garment services -----	40	5 445	1 319	329	138
7211	Power laundries, family and commercial* -----	1	(D)	(D)	(D)	AA
7213	Linen supply* -----	—	—	—	—	—
7215	Coin-operated laundries and drycleaning -----	13	(D)	(D)	(D)	BB
7216	Drycleaning plants, except rug cleaning* -----	16	2 597	651	163	71
7217	Carpet and upholstery cleaning -----	9	1 577	397	96	33
7218	Industrial launderers* -----	—	—	—	—	—
7212, 9	Other laundry, cleaning, and garment services* -----	1	(D)	(D)	(D)	AA
722	Photographic studios, portrait -----	5	(D)	(D)	(D)	BB
723, 4	Beauty and barber shops -----	131	10 118	4 538	1 306	521
723	Beauty shops -----	130	(D)	(D)	(D)	FF
724	Barber shops -----	1	(D)	(D)	(D)	AA
725	Shoe repair shops and shoeshine parlors -----	3	(D)	(D)	(D)	AA
726	Funeral service and crematories -----	11	8 908	2 278	475	96
729	Miscellaneous personal services -----	15	(D)	(D)	(D)	EE
73	Business services -----	215	66 007	25 456	5 844	1 725
731	Advertising -----	9	(D)	(D)	(D)	AA
732	Consumer credit reporting agencies, mercantile reporting agencies, and adjustment and collection agencies -----	6	(D)	(D)	(D)	BB
733	Mailing, reproduction, commercial art and photography, and stenographic services -----	12	1 711	689	171	42
734	Services to dwellings and other buildings -----	84	21 577	7 988	1 939	529
735	Miscellaneous equipment rental and leasing -----	19	7 343	1 721	392	85
736	Personnel supply services -----	10	11 523	8 350	1 868	587
737	Computer programming, data processing, and other computer related services -----	20	(D)	(D)	(D)	BB
7371, 2, 3	Computer programming, prepackaged software, and integrated systems -----	8	(D)	(D)	(D)	BB
7374, 5, 6	Data processing services -----	4	(D)	(D)	(D)	AA
7377, 8, 9	Computer rental and leasing, maintenance, and related services, n.e.c. -----	8	(D)	(D)	(D)	AA
738	Miscellaneous business services -----	55	(D)	(D)	(D)	EE
75	Automotive repair, services, and parking -----	156	33 388	8 218	2 082	504
751	Automotive rental and leasing, without drivers -----	5	(D)	(D)	(D)	AA
752	Automobile parking -----	—	—	—	—	—
753	Automotive repair shops -----	137	29 342	7 274	1 848	413
7532	Top, body, and upholstery repair shops and paint shops -----	30	5 856	1 502	373	97
7538	General automotive repair shops -----	82	17 730	4 417	1 068	240
7533, 4, 6, 7, 9	Other automotive repair shops -----	25	5 756	1 355	407	76
754	Automotive services, except repair -----	14	(D)	(D)	(D)	BB
76	Miscellaneous repair services -----	62	17 886	5 860	1 477	330
762	Electrical repair shops -----	25	10 320	3 916	1 027	216
7622	Radio and television repair shops -----	8	2 943	882	221	50
7623, 9	Other electrical and electronic repair shops -----	17	7 377	3 034	806	166
763	Watch, clock, and jewelry repair -----	—	—	—	—	—
764	Reupholstery and furniture repair -----	6	383	83	28	9
769	Miscellaneous repair and related services -----	31	7 183	1 861	422	105

Table 6. Summary Statistics for Firms Subject to Federal Income Tax for Counties With 350 Establishments or More: 1992 — Con.

[Includes only establishments with payroll. For meaning of abbreviations and symbols, see introductory text. For explanation of terms and comparability of 1987 and 1992 censuses, see appendix A. For information on geographic areas followed by ▲, see appendix F]

SIC code	Geographic area and kind of business or operation	Establishments (number)	Receipts (\$1,000)	Annual payroll (\$1,000)	First-quarter payroll (\$1,000)	Paid employees for pay period including March 12 (number)
PASCO COUNTY—Con.						
78, 79, 84	Amusement and recreation services, including motion pictures and museums	107	36 192	8 808	2 198	844
781, 2	Motion picture production, distribution, and services	1	(D)	(D)	(D)	AA
783	Motion picture theaters	6	(D)	(D)	(D)	BB
784	Video tape rental	30	4 689	867	206	108
792	Theatrical producers (except motion picture), bands, orchestras, and entertainers	7	(D)	(D)	(D)	AA
793	Bowling centers	7	(D)	(D)	(D)	CC
79 ex. 792, 3; 84	Commercial sports and other amusement and recreation services, including museums	56	22 793	6 327	1 598	535
80	Health services	557	561 675	209 427	47 640	8 121
801	Offices and clinics of doctors of medicine	300	188 876	80 235	16 074	1 807
802	Offices and clinics of dentists	73	31 178	11 961	2 674	469
803	Offices and clinics of doctors of osteopathy	23	(D)	(D)	(D)	CC
804	Offices and clinics of other health practitioners	81	21 078	7 783	1 698	343
805	Nursing and personal care facilities	18	52 599	23 079	6 110	1 733
806	Hospitals	4	(D)	(D)	(D)	HH
807, 8, 9	Other health services	58	(D)	(D)	(D)	FF
81	Legal services	91	31 184	13 496	2 810	411
823, 4, 9	Selected educational services	10	(D)	(D)	(D)	BB
83	Social services	72	(D)	(D)	(D)	FF
835	Child day care services	48	(D)	(D)	(D)	EE
832, 3, 6, 9	Other social services	24	8 465	2 883	680	252
87 ex. 8733	Engineering, accounting, research, management, and related services (except noncommercial research organizations)	127	26 743	11 257	2 546	514
871	Engineering, architectural, and surveying services	32	9 439	4 633	1 002	178
872	Accounting, auditing, and bookkeeping services	56	6 179	1 944	559	145
873 ex. 8733	Research, development, and testing services (except noncommercial research organizations)	5	1 016	475	66	26
874	Management and public relations services	34	10 109	4 205	919	165
89	Services, n.e.c.	9	676	198	70	40
PINELLAS COUNTY						
	Total	8 651	4 920 120	1 883 558	426 046	89 246
70 ex. 704	Hotels, rooming houses, camps, and other lodging places (except membership lodging)	303	329 260	85 092	21 310	7 547
7011	Hotels and motels	266	317 168	83 151	20 877	7 392
7011 pt.	Hotels	100	247 547	69 994	17 649	5 807
7011 pt.	Hotels, 25 guestrooms or more	80	243 527	69 487	17 501	5 715
7011 pt.	Hotels, less than 25 guestrooms	20	4 020	507	148	92
7011 pt.	Motels, motor hotels, and tourist courts	166	69 621	13 157	3 228	1 585
7011 pt.	Motels, tourist courts	156	62 033	11 649	2 799	1 394
7011 pt.	Motor hotels	10	7 588	1 508	429	191
702, 3	Other lodging places	37	12 092	1 941	433	155
702	Rooming and boarding houses	10	1 182	200	40	21
703	Camps and recreational vehicle parks	27	10 910	1 741	393	134
72	Personal services	872	149 515	56 371	13 889	4 865
721	Laundry, cleaning, and garment services	221	61 052	21 688	4 784	1 516
7211	Power laundries, family and commercial*	8	(D)	(D)	(D)	BB
7213	Linen supply*	8	(D)	(D)	(D)	EE
7215	Coin-operated laundries and drycleaning	46	3 303	697	170	108
7216	Drycleaning plants, except rug cleaning*	90	17 601	6 830	1 597	580
7217	Carpet and upholstery cleaning	51	8 025	2 475	585	199
7218	Industrial laundries*	2	(D)	(D)	(D)	BB
7212, 9	Other laundry, cleaning, and garment services*	16	(D)	(D)	(D)	CC
7212	Garment pressing, and agents for laundries and drycleaners	9	2 798	967	222	102
7219	Laundry and garment services, n.e.c.*	7	(D)	(D)	(D)	AA
722	Photographic studios, portrait	38	6 210	1 610	372	165
723, 4	Beauty and barber shops	486	52 488	24 983	6 511	2 314
723	Beauty shops	477	51 704	24 708	6 443	2 270
724	Barber shops	9	784	275	68	44
725	Shoe repair shops and shoeshine parlors	11	1 060	238	68	19
726	Funeral service and crematories	39	13 139	3 607	945	216
729	Miscellaneous personal services	77	15 566	4 245	1 209	635
7291	Tax return preparation services	20	5 610	2 227	710	447
7299	Miscellaneous personal services, n.e.c.	57	9 956	2 018	499	188

Table 6. Summary Statistics for Firms Subject to Federal Income Tax for Counties With 350 Establishments or More: 1992 — Con.

[Includes only establishments with payroll. For meaning of abbreviations and symbols, see introductory text. For explanation of terms and comparability of 1987 and 1992 censuses, see appendix A. For information on geographic areas followed by ▲, see appendix F]

SIC code	Geographic area and kind of business or operation	Establishments (number)	Receipts (\$1,000)	Annual payroll (\$1,000)	First-quarter payroll (\$1,000)	Paid employees for pay period including March 12 (number)
PINELLAS COUNTY — Con.						
73	Business services -----	1 593	969 075	412 336	94 314	24 454
731	Advertising -----	102	72 562	19 180	4 150	920
7311	Advertising agencies -----	75	34 754	11 481	2 133	334
7312	Outdoor advertising services -----	6	(D)	(D)	(D)	BB
7313	Radio, television, publishers' advertising representatives -----	7	10 707	1 385	526	57
7319	Advertising, n.e.c. -----	14	(D)	(D)	(D)	EE
732	Consumer credit reporting agencies, mercantile reporting agencies, and adjustment and collection agencies -----	31	23 111	5 508	1 450	422
7322	Adjustment and collection services -----	23	(D)	(D)	(D)	EE
7323	Credit reporting services -----	8	(D)	(D)	(D)	CC
733	Mailing, reproduction, commercial art and photography, and stenographic services -----	159	132 614	40 573	9 744	1 531
7331	Direct mail advertising services -----	23	102 474	30 333	7 306	1 046
7334	Photocopying and duplicating services -----	14	(D)	(D)	(D)	BB
7335, 6	Commercial photography, art, and graphics -----	73	16 748	4 149	972	217
7335	Commercial photography -----	14	(D)	(D)	(D)	BB
7336	Commercial art and graphic design -----	59	(D)	(D)	(D)	CC
7338	Secretarial and court reporting services -----	49	(D)	(D)	(D)	CC
734	Services to dwellings and other buildings -----	335	68 742	26 884	6 412	2 440
7342	Disinfecting and pest control services -----	119	39 643	15 306	3 606	835
7349	Building cleaning and maintenance services, n.e.c. -----	216	29 099	11 578	2 806	1 605
735	Miscellaneous equipment rental and leasing -----	107	52 939	12 947	3 298	547
7352	Medical equipment rental and leasing -----	17	7 067	2 309	618	88
7353	Heavy construction equipment rental and leasing -----	12	7 370	2 783	603	80
7359	Equipment rental and leasing, n.e.c. -----	78	38 502	7 855	2 077	379
736	Personnel supply services -----	183	239 683	176 234	38 558	12 512
7361	Employment agencies -----	86	15 438	6 791	1 453	320
7363	Help supply services -----	97	224 245	169 443	37 105	12 192
7363 pt.	Temporary help supply -----	82	(D)	(D)	(D)	II
7363 pt.	Help supply, except temporary -----	15	(D)	(D)	(D)	II
737	Computer programming, data processing, and other computer related services -----	254	162 696	66 056	14 881	2 081
7371, 2, 3	Computer programming, prepackaged software, and integrated systems -----	181	121 024	47 856	10 842	1 271
7371	Computer programming services -----	129	(D)	(D)	(D)	FF
7372	Prepackaged software -----	31	(D)	(D)	(D)	CC
7373	Computer integrated systems -----	21	(D)	(D)	(D)	EE
7374, 5, 6	Data processing services -----	35	(D)	(D)	(D)	FF
7374, 5	Computer processing, information retrieval -----	34	(D)	(D)	(D)	FF
7376	Computer facilities management services -----	1	(D)	(D)	(D)	AA
7377, 8, 9	Computer rental and leasing, maintenance, and related services, n.e.c. -----	38	(D)	(D)	(D)	CC
7377	Computer rental and leasing -----	5	(D)	(D)	(D)	AA
7378	Computer maintenance and repair -----	15	(D)	(D)	(D)	CC
7379	Computer related services, n.e.c. -----	18	(D)	(D)	(D)	BB
738	Miscellaneous business services -----	422	216 728	64 954	15 821	4 001
7381, 2	Detective agencies and protective services -----	60	33 231	13 650	3 571	1 040
7381	Detective, guard, and armored car services -----	44	14 560	8 179	2 107	765
7382	Security systems services -----	16	18 671	5 471	1 464	275
7383	News syndicates -----	-	-	-	-	-
7384	Photofinishing laboratories* -----	48	25 127	5 834	1 431	425
7389	Business services, n.e.c. -----	314	158 370	45 470	10 819	2 536
7389 pt.	Sign painting shops -----	21	3 114	989	161	45
7389 pt.	Interior designing -----	49	11 438	2 236	567	105
7389 pt.	Telephone answering services -----	14	3 677	1 152	287	139
7389 pt.	Other business services -----	230	140 141	41 093	9 804	2 247
75	Automotive repair, services, and parking -----	652	213 247	52 699	12 566	3 106
751	Automotive rental and leasing, without drivers -----	48	33 960	4 201	1 094	256
7513	Truck rental and leasing, without drivers -----	14	7 582	1 071	254	58
7514, 5	Passenger car rental and leasing -----	31	(D)	(D)	(D)	CC
7514	Passenger car rental -----	28	(D)	(D)	(D)	CC
7515	Passenger car leasing -----	3	(D)	(D)	(D)	BB
7519	Utility trailer and recreational vehicle rental -----	3	(D)	(D)	(D)	AA
752	Automobile parking -----	8	1 676	215	54	24
753	Automotive repair shops -----	496	147 667	39 461	9 246	2 033
7532	Top, body, and upholstery repair shops and paint shops -----	143	41 282	10 625	2 419	580
7532 pt.	Top and body repair shops -----	123	36 201	9 139	2 122	504
7532 pt.	Paint shops -----	20	5 081	1 486	297	76
7538	General automotive repair shops -----	263	71 931	18 574	4 419	967
7538 pt.	General automotive repair shops, except diesel -----	248	69 355	18 060	4 288	928
7538 pt.	Diesel repair shops -----	15	2 576	514	131	39
7533, 4, 6, 7, 9	Other automotive repair shops -----	90	34 454	10 262	2 408	486
7533	Automotive exhaust system repair shops -----	17	(D)	(D)	(D)	CC
7534	Tire retreading and repair shops -----	6	(D)	(D)	(D)	BB
7536	Automotive glass replacement shops -----	13	4 630	1 206	289	63
7537	Automotive transmission repair shops -----	25	7 012	2 291	617	114
7539	Automotive repair shops, n.e.c. -----	29	(D)	(D)	(D)	CC
7539 pt.	Radiator repair -----	8	1 634	332	114	19
7539 pt.	Brake, front end, and wheel alignment -----	1	(D)	(D)	(D)	AA
7539 pt.	Automotive electrical and fuel system services -----	12	3 520	1 258	297	78
7539 pt.	Other automotive repair shops, n.e.c. -----	8	(D)	(D)	(D)	BB
754	Automotive services, except repair -----	100	29 944	8 822	2 172	793
7542	Carwashes -----	53	11 869	4 349	1 052	474
7549	Automotive services, except repair and carwashes -----	47	18 075	4 473	1 120	319

Table 6. Summary Statistics for Firms Subject to Federal Income Tax for Counties With 350 Establishments or More: 1992 — Con.

[Includes only establishments with payroll. For meaning of abbreviations and symbols, see introductory text. For explanation of terms and comparability of 1987 and 1992 censuses, see appendix A. For information on geographic areas followed by ▲, see appendix F]

SIC code	Geographic area and kind of business or operation	Establishments (number)	Receipts (\$1,000)	Annual payroll (\$1,000)	First-quarter payroll (\$1,000)	Paid employees for pay period including March 12 (number)
PINELLAS COUNTY — Con.						
76	Miscellaneous repair services -----	290	85 336	29 226	6 446	1 539
762	Electrical repair shops -----	108	45 282	17 040	3 778	766
7622	Radio and television repair shops -----	24	8 326	2 765	617	76
7623, 9	Other electrical and electronic repair shops -----	84	36 956	14 275	3 161	690
7623	Refrigeration and air-conditioning service and repair shops -----	29	9 512	2 905	588	133
7629	Electrical and electronic repair shops, n.e.c. -----	55	27 444	11 370	2 573	557
763	Watch, clock, and jewelry repair -----	8	1 747	497	77	27
764	Reupholstery and furniture repair -----	27	2 353	616	140	61
769	Miscellaneous repair and related services -----	147	35 954	11 073	2 451	685
7692	Welding repair -----	15	2 845	879	165	50
7694	Armature rewinding shops -----	6	(D)	(D)	(D)	BB
7699	Repair shops and related services, n.e.c. -----	126	(D)	(D)	(D)	FF
78, 79, 84	Amusement and recreation services, including motion pictures and museums -----	392	224 881	49 659	13 818	4 647
781, 2	Motion picture production, distribution, and services -----	28	(D)	(D)	(D)	CC
783	Motion picture theaters -----	22	(D)	(D)	(D)	EE
7832	Motion picture theaters, except drive-in -----	20	(D)	(D)	(D)	EE
7833	Drive-in motion picture theaters -----	2	(D)	(D)	(D)	BB
784	Video tape rental -----	55	15 262	2 467	634	265
792	Theatrical producers (except motion picture), bands, orchestras, and entertainers -----	17	(D)	(D)	(D)	CC
7922	Theatrical producers (except motion picture) and miscellaneous theatrical services -----	9	(D)	(D)	(D)	CC
7929	Bands, orchestras, actors, and other entertainers and entertainment groups -----	8	(D)	(D)	(D)	BB
793	Bowling centers -----	12	8 235	2 175	564	260
79 ex. 792, 3, 84	Commercial sports and other amusement and recreation services, including museums -----	258	146 028	35 257	10 030	3 392
794	Commercial sports -----	29	48 245	10 502	4 111	1 193
7941	Professional sports clubs, managers, promoters -----	7	(D)	(D)	(D)	CC
7948	Racing, including track operation -----	22	(D)	(D)	(D)	GG
79 ex. 792, 3, 4, 84	Other amusement and recreation services, including museums -----	229	97 783	24 755	5 919	2 199
791	Dance studios, schools, and halls -----	29	4 134	1 625	408	183
7991	Physical fitness facilities -----	33	15 166	2 813	708	287
7992	Public golf courses -----	14	8 371	2 691	682	213
7993	Coin-operated amusement devices -----	15	5 862	1 143	176	58
7996	Amusement parks -----	3	(D)	(D)	(D)	BB
7997	Membership sports and recreation clubs -----	31	36 187	9 891	2 546	803
7999, 84	Amusement and recreation services, including museums, n.e.c. -----	104	(D)	(D)	(D)	FF
7999 pt.	Concession operators of amusement devices and rides -----	4	832	233	43	22
7999 pt.	Carnivals, circuses, and fairs -----	3	(D)	(D)	(D)	AA
7999 pt., 84	Other recreation and amusements, including museums -----	97	(D)	(D)	(D)	FF
80	Health services -----	2 336	2 004 361	810 220	178 406	28 909
801	Offices and clinics of doctors of medicine -----	1 031	732 991	343 131	67 714	6 532
8011 pt.	Offices of doctors of medicine -----	1 000	682 185	327 788	63 967	5 823
8011 pt.	General medical clinics -----	31	50 806	15 343	3 747	709
802	Offices and clinics of dentists -----	396	147 641	60 913	13 537	2 290
803	Offices and clinics of doctors of osteopathy -----	148	65 374	30 545	6 261	706
804	Offices and clinics of other health practitioners -----	394	95 572	34 397	7 470	1 381
8041	Offices and clinics of chiropractors -----	167	41 285	14 586	3 110	576
8042	Offices and clinics of optometrists -----	57	12 378	3 686	746	141
8043	Offices and clinics of podiatrists -----	48	10 191	3 341	794	150
8049	Offices and clinics of health practitioners, n.e.c. -----	122	31 718	12 784	2 820	514
805	Nursing and personal care facilities -----	86	256 643	110 311	26 290	7 130
8051	Skilled nursing care facilities -----	73	238 100	102 683	24 497	6 575
8052	Intermediate care facilities -----	6	(D)	(D)	(D)	EE
8059	Nursing and personal care facilities, n.e.c. -----	7	(D)	(D)	(D)	CC
806	Hospitals -----	14	429 022	129 434	32 594	5 549
8062	General medical and surgical hospitals -----	9	370 575	107 529	27 341	4 668
8063, 9	Specialty hospitals -----	5	58 447	21 905	5 253	881
807, 8, 9	Other health services -----	267	277 118	101 489	24 540	5 321
807	Medical and dental laboratories -----	113	95 391	28 489	6 727	1 331
8071	Medical laboratories -----	62	79 131	20 957	4 798	966
8072	Dental laboratories -----	51	16 260	7 532	1 929	365
808	Home health care services -----	67	98 424	39 432	9 823	2 638
809	Miscellaneous health and allied services, n.e.c. -----	87	83 303	33 568	7 990	1 352
8092	Kidney dialysis centers -----	8	12 242	3 726	647	128
8093	Specialty outpatient facilities, n.e.c. -----	43	45 031	24 786	6 280	1 050
8099	Health and allied services, n.e.c. -----	36	26 030	5 056	1 063	174
81	Legal services -----	698	262 781	134 104	27 866	3 286
823, 4, 9	Selected educational services -----	61	(D)	(D)	(D)	EE
823	Libraries -----	1	(D)	(D)	(D)	BB
824	Vocational schools -----	16	(D)	(D)	(D)	CC
829	Schools and educational services, n.e.c. -----	44	(D)	(D)	(D)	CC
83	Social services -----	287	71 873	25 134	5 884	2 178
835	Child day care services -----	118	18 521	8 593	1 959	894
832, 3, 6, 9	Other social services -----	169	53 352	16 541	3 925	1 284

Table 6. Summary Statistics for Firms Subject to Federal Income Tax for Counties With 350 Establishments or More: 1992 — Con.

[Includes only establishments with payroll. For meaning of abbreviations and symbols, see introductory text. For explanation of terms and comparability of 1987 and 1992 censuses, see appendix A. For information on geographic areas followed by ▲, see appendix F]

SIC code	Geographic area and kind of business or operation	Establishments (number)	Receipts (\$1,000)	Annual payroll (\$1,000)	First-quarter payroll (\$1,000)	Paid employees for pay period including March 12 (number)
PINELLAS COUNTY — Con.						
87 ex. 8733	Engineering, accounting, research, management, and related services (except noncommercial research organizations) -----	1 113	569 516	213 191	47 724	8 090
871	Engineering, architectural, and surveying services -----	290	132 292	60 992	12 769	1 852
8711	Engineering services -----	190	100 593	46 857	9 360	1 307
8712	Architectural services -----	70	20 207	7 448	1 739	254
8713	Surveying services -----	30	11 492	6 687	1 670	291
872	Accounting, auditing, and bookkeeping services -----	415	105 785	43 671	10 127	1 745
873 ex. 8733	Research, development, and testing services (except noncommercial research organizations) -----	38	171 654	43 534	10 530	2 311
8731	Commercial physical and biological research -----	16	(D)	(D)	(D)	CC
8732	Commercial economic, sociological, and educational research -----	12	(D)	(D)	(D)	GG
8734	Testing laboratories -----	10	(D)	(D)	(D)	CC
874	Management and public relations services -----	370	159 785	64 994	14 298	2 182
8741	Management services -----	104	80 538	37 502	8 508	1 273
8742	Management consulting services -----	180	60 869	19 206	4 236	559
8743	Public relations services -----	15	(D)	(D)	(D)	BB
8744	Facilities support management services -----	1	(D)	(D)	(D)	BB
8748	Business consulting services, n.e.c. -----	70	(D)	(D)	(D)	EE
89	Services, n.e.c. -----	54	(D)	(D)	(D)	EE
POLK COUNTY (Coextensive with Lakeland–Winter Haven, FL MSA; see table 7a.)						
ST. JOHNS COUNTY						
Total -----		691	447 863	129 311	29 617	6 623
70 ex. 704	Hotels, rooming houses, camps, and other lodging places (except membership lodging) -----	73	84 328	24 798	5 450	2 083
7011	Hotels and motels -----	62	(D)	(D)	(D)	GG
7011 pt.	Hotels -----	19	(D)	(D)	(D)	GG
7011 pt.	Motels, motor hotels, and tourist courts -----	43	(D)	(D)	(D)	FF
702, 3	Other lodging places -----	11	(D)	(D)	(D)	BB
72	Personal services -----	73	16 206	5 668	1 337	479
721	Laundry, cleaning, and garment services -----	27	3 084	1 030	261	157
7211	Power laundries, family and commercial* -----	1	(D)	(D)	(D)	AA
7213	Linen supply* -----	1	(D)	(D)	(D)	AA
7215	Coin-operated laundries and drycleaning -----	8	(D)	(D)	(D)	BB
7216	Drycleaning plants, except rug cleaning* -----	10	1 932	760	189	115
7217	Carpet and upholstery cleaning -----	5	(D)	(D)	(D)	AA
7218	Industrial laundries* -----	—	—	—	—	—
7212, 9	Other laundry, cleaning, and garment services* -----	2	(D)	(D)	(D)	AA
722	Photographic studios, portrait -----	5	(D)	(D)	(D)	CC
723, 4	Beauty and barber shops -----	26	3 405	1 332	324	106
723	Beauty shops -----	25	(D)	(D)	(D)	CC
724	Barber shops -----	1	(D)	(D)	(D)	AA
725	Shoe repair shops and shoeshine parlors -----	1	(D)	(D)	(D)	AA
726	Funeral service and crematories -----	2	(D)	(D)	(D)	BB
729	Miscellaneous personal services -----	12	(D)	(D)	(D)	BB
73	Business services -----	103	29 487	9 340	1 922	432
731	Advertising -----	5	(D)	(D)	(D)	AA
732	Consumer credit reporting agencies, mercantile reporting agencies, and adjustment and collection agencies -----	2	(D)	(D)	(D)	AA
733	Mailing, reproduction, commercial art and photography, and stenographic services -----	7	720	106	21	10
734	Services to dwellings and other buildings -----	27	4 947	1 957	424	116
735	Miscellaneous equipment rental and leasing -----	8	3 746	712	166	44
736	Personnel supply services -----	6	2 110	1 400	351	109
737	Computer programming, data processing, and other computer related services -----	19	(D)	(D)	(D)	BB
7371, 2, 3	Computer programming, prepackaged software, and integrated systems -----	12	(D)	(D)	(D)	AA
7374, 5, 6	Data processing services -----	4	(D)	(D)	(D)	AA
7377, 8, 9	Computer rental and leasing, maintenance, and related services, n.e.c. -----	3	(D)	(D)	(D)	AA
738	Miscellaneous business services -----	29	(D)	(D)	(D)	CC
75	Automotive repair, services, and parking -----	31	6 492	1 957	466	129
751	Automotive rental and leasing, without drivers -----	—	—	—	—	—
752	Automobile parking -----	—	—	—	—	—
753	Automotive repair shops -----	22	5 380	1 692	395	101
7532	Top, body, and upholstery repair shops and paint shops -----	7	1 892	701	171	43
7538	General automotive repair shops -----	12	2 793	821	185	47
7533, 4, 6, 7, 9	Other automotive repair shops -----	3	695	170	39	11
754	Automotive services, except repair -----	9	1 112	265	71	28

Table 6. Summary Statistics for Firms Subject to Federal Income Tax for Counties With 350 Establishments or More: 1992 — Con.

[Includes only establishments with payroll. For meaning of abbreviations and symbols, see introductory text. For explanation of terms and comparability of 1987 and 1992 censuses, see appendix A. For information on geographic areas followed by ▲, see appendix F]

SIC code	Geographic area and kind of business or operation	Establishments (number)	Receipts (\$1,000)	Annual payroll (\$1,000)	First-quarter payroll (\$1,000)	Paid employees for pay period including March 12 (number)
ST. JOHNS COUNTY — Con.						
76	Miscellaneous repair services -----	22	(D)	(D)	(D)	BB
762	Electrical repair shops -----	10	(D)	(D)	(D)	BB
7622	Radio and television repair shops -----	2	(D)	(D)	(D)	AA
7623, 9	Other electrical and electronic repair shops -----	8	(D)	(D)	(D)	AA
763	Watch, clock, and jewelry repair -----	—	—	—	—	—
764	Reupholstery and furniture repair -----	—	—	—	—	—
769	Miscellaneous repair and related services -----	12	(D)	(D)	(D)	BB
78, 79, 84	Amusement and recreation services, including motion pictures and museums -----	53	177 216	35 812	8 231	1 404
781, 2	Motion picture production, distribution, and services -----	3	(D)	(D)	(D)	AA
783	Motion picture theaters -----	2	(D)	(D)	(D)	BB
784	Video tape rental -----	3	(D)	(D)	(D)	AA
792	Theatrical producers (except motion picture), bands, orchestras, and entertainers -----	6	(D)	(D)	(D)	BB
793	Bowling centers -----	2	(D)	(D)	(D)	BB
79 ex. 792, 3, 84	Commercial sports and other amusement and recreation services, including museums -----	37	173 005	34 486	8 024	1 312
80	Health services -----	163	75 326	33 764	8 132	1 320
801	Offices and clinics of doctors of medicine -----	90	31 653	16 031	3 236	351
802	Offices and clinics of dentists -----	27	(D)	(D)	(D)	CC
803	Offices and clinics of doctors of osteopathy -----	—	—	—	—	—
804	Offices and clinics of other health practitioners -----	24	9 004	3 618	1 571	245
805	Nursing and personal care facilities -----	6	(D)	(D)	(D)	EE
806	Hospitals -----	1	(D)	(D)	(D)	BB
807, 8, 9	Other health services -----	15	(D)	(D)	(D)	BB
81	Legal services -----	35	9 673	3 375	800	120
823, 4, 9	Selected educational services -----	6	(D)	(D)	(D)	BB
83	Social services -----	29	(D)	(D)	(D)	CC
835	Child day care services -----	18	(D)	(D)	(D)	CC
832, 3, 6, 9	Other social services -----	11	(D)	(D)	(D)	CC
87 ex. 8733	Engineering, accounting, research, management, and related services (except noncommercial research organizations) -----	99	18 934	7 861	1 687	290
871	Engineering, architectural, and surveying services -----	28	(D)	(D)	(D)	BB
872	Accounting, auditing, and bookkeeping services -----	37	5 157	2 471	603	102
873 ex. 8733	Research, development, and testing services (except noncommercial research organizations) -----	1	(D)	(D)	(D)	AA
874	Management and public relations services -----	33	9 870	3 539	639	108
89	Services, n.e.c. -----	4	(D)	(D)	(D)	AA
ST. LUCIE COUNTY						
	Total -----	961	540 845	199 909	44 103	9 297
70 ex. 704	Hotels, rooming houses, camps, and other lodging places (except membership lodging) -----	31	(D)	(D)	(D)	FF
7011	Hotels and motels -----	28	(D)	(D)	(D)	FF
7011 pt.	Hotels -----	10	(D)	(D)	(D)	FF
7011 pt.	Motels, motor hotels, and tourist courts -----	18	(D)	(D)	(D)	CC
702, 3	Other lodging places -----	3	(D)	(D)	(D)	BB
72	Personal services -----	100	16 784	5 908	1 600	588
721	Laundry, cleaning, and garment services -----	30	5 947	1 868	523	170
7211	Power laundries, family and commercial* -----	—	—	—	—	—
7213	Linen supply* -----	1	(D)	(D)	(D)	BB
7215	Coin-operated laundries and drycleaning -----	14	(D)	(D)	(D)	BB
7216	Drycleaning plants, except rug cleaning* -----	5	1 038	345	83	37
7217	Carpet and upholstery cleaning -----	8	1 355	512	174	37
7218	Industrial launderers* -----	—	—	—	—	—
7212, 9	Other laundry, cleaning, and garment services* -----	2	(D)	(D)	(D)	AA
722	Photographic studios, portrait -----	6	1 357	373	97	34
723, 4	Beauty and barber shops -----	49	4 797	2 164	606	220
723	Beauty shops -----	48	(D)	(D)	(D)	CC
724	Barber shops -----	1	(D)	(D)	(D)	AA
725	Shoe repair shops and shoeshine parlors -----	—	—	—	—	—
726	Funeral service and crematories -----	7	(D)	(D)	(D)	BB
729	Miscellaneous personal services -----	8	(D)	(D)	(D)	CC

Table 6. Summary Statistics for Firms Subject to Federal Income Tax for Counties With 350 Establishments or More: 1992 — Con.

[Includes only establishments with payroll. For meaning of abbreviations and symbols, see introductory text. For explanation of terms and comparability of 1987 and 1992 censuses, see appendix A. For information on geographic areas followed by ▲, see appendix F]

SIC code	Geographic area and kind of business or operation	Establishments (number)	Receipts (\$1,000)	Annual payroll (\$1,000)	First-quarter payroll (\$1,000)	Paid employees for pay period including March 12 (number)
ST. LUCIE COUNTY — Con.						
73	Business services	141	46 386	17 209	4 236	1 201
731	Advertising	10	2 480	701	171	44
732	Consumer credit reporting agencies, mercantile reporting agencies, and adjustment and collection agencies	1	(D)	(D)	(D)	AA
733	Mailing, reproduction, commercial art and photography, and stenographic services	6	763	101	24	6
734	Services to dwellings and other buildings	37	10 535	3 698	913	247
735	Miscellaneous equipment rental and leasing	21	7 970	1 790	412	90
736	Personnel supply services	14	7 389	5 011	1 231	383
737	Computer programming, data processing, and other computer related services	10	3 916	1 252	406	60
7371, 2, 3	Computer programming, prepackaged software, and integrated systems	4	700	122	29	6
7374, 5, 6	Data processing services	3	(D)	(D)	(D)	BB
7377, 8, 9	Computer rental and leasing, maintenance, and related services, n.e.c.	3	(D)	(D)	(D)	AA
738	Miscellaneous business services	42	(D)	(D)	(D)	EE
75	Automotive repair, services, and parking	96	28 839	6 985	1 687	363
751	Automotive rental and leasing, without drivers	3	(D)	(D)	(D)	AA
752	Automobile parking	—	—	—	—	—
753	Automotive repair shops	77	22 557	5 464	1 324	267
7532	Top, body, and upholstery repair shops and paint shops	16	3 472	954	217	49
7538	General automotive repair shops	41	11 744	2 776	690	135
7533, 4, 6, 7, 9	Other automotive repair shops	20	7 341	1 734	417	83
754	Automotive services, except repair	16	(D)	(D)	(D)	BB
76	Miscellaneous repair services	53	14 396	4 901	1 107	282
762	Electrical repair shops	21	9 112	3 676	812	191
7622	Radio and television repair shops	4	(D)	(D)	(D)	BB
7623, 9	Other electrical and electronic repair shops	17	(D)	(D)	(D)	CC
763	Watch, clock, and jewelry repair	—	—	—	—	—
764	Reupholstery and furniture repair	6	454	128	42	18
769	Miscellaneous repair and related services	26	4 830	1 097	253	73
78, 79, 84	Amusement and recreation services, including motion pictures and museums	46	20 431	5 636	1 568	593
781, 2	Motion picture production, distribution, and services	—	—	—	—	—
783	Motion picture theaters	4	(D)	(D)	(D)	BB
784	Video tape rental	13	(D)	(D)	(D)	BB
792	Theatrical producers (except motion picture), bands, orchestras, and entertainers	1	(D)	(D)	(D)	BB
793	Bowling centers	2	(D)	(D)	(D)	BB
79 ex. 792, 3; 84	Commercial sports and other amusement and recreation services, including museums	26	11 938	3 767	1 098	375
80	Health services	270	316 751	125 131	26 517	4 368
801	Offices and clinics of doctors of medicine	133	92 592	47 405	8 861	848
802	Offices and clinics of dentists	52	18 152	6 589	1 567	286
803	Offices and clinics of doctors of osteopathy	3	(D)	(D)	(D)	BB
804	Offices and clinics of other health practitioners	43	10 282	2 565	654	152
805	Nursing and personal care facilities	5	23 028	10 441	2 440	643
806	Hospitals	4	(D)	(D)	(D)	GG
807, 8, 9	Other health services	30	(D)	(D)	(D)	FF
81	Legal services	73	27 536	13 067	2 435	333
823, 4, 9	Selected educational services	3	(D)	(D)	(D)	BB
83	Social services	37	5 946	2 556	632	257
835	Child day care services	28	4 684	1 954	473	226
832, 3, 6, 9	Other social services	9	1 262	602	159	31
87 ex. 8733	Engineering, accounting, research, management, and related services (except noncommercial research organizations)	109	27 444	10 951	2 561	427
871	Engineering, architectural, and surveying services	43	15 446	6 729	1 484	231
872	Accounting, auditing, and bookkeeping services	44	(D)	(D)	(D)	CC
873 ex. 8733	Research, development, and testing services (except noncommercial research organizations)	5	(D)	(D)	(D)	AA
874	Management and public relations services	17	2 504	890	281	53
89	Services, n.e.c.	2	(D)	(D)	(D)	AA

Table 6. Summary Statistics for Firms Subject to Federal Income Tax for Counties With 350 Establishments or More: 1992 — Con.

[Includes only establishments with payroll. For meaning of abbreviations and symbols, see introductory text. For explanation of terms and comparability of 1987 and 1992 censuses, see appendix A. For information on geographic areas followed by ▲, see appendix F]

SIC code	Geographic area and kind of business or operation	Establishments (number)	Receipts (\$1,000)	Annual payroll (\$1,000)	First-quarter payroll (\$1,000)	Paid employees for pay period including March 12 (number)
SANTA ROSA COUNTY						
	Total	402	159 748	59 003	13 403	3 590
70 ex. 704	Hotels, rooming houses, camps, and other lodging places (except membership lodging)	12	7 873	2 555	781	316
7011	Hotels and motels	7	(D)	(D)	(D)	EE
7011 pt.	Hotels	1	(D)	(D)	(D)	BB
7011 pt.	Motels, motor hotels, and tourist courts	6	(D)	(D)	(D)	CC
702, 3	Other lodging places	5	(D)	(D)	(D)	AA
72	Personal services	38	4 973	1 521	360	168
721	Laundry, cleaning, and garment services	8	694	165	41	27
7211	Power laundries, family and commercial*	1	(D)	(D)	(D)	AA
7213	Linen supply*	—	—	—	—	—
7215	Coin-operated laundries and drycleaning	3	(D)	(D)	(D)	AA
7216	Drycleaning plants, except rug cleaning*	4	313	86	23	15
7217	Carpet and upholstery cleaning	—	—	—	—	—
7218	Industrial laundriers*	—	—	—	—	—
7212, 9	Other laundry, cleaning, and garment services*	—	—	—	—	—
722	Photographic studios, portrait	4	1 290	272	58	23
723, 4	Beauty and barber shops	21	1 996	753	166	80
723	Beauty shops	21	1 996	753	166	80
724	Barber shops	—	—	—	—	—
725	Shoe repair shops and shoeshine parlors	—	—	—	—	—
726	Funeral service and crematories	2	(D)	(D)	(D)	AA
729	Miscellaneous personal services	3	(D)	(D)	(D)	BB
73	Business services	65	25 315	11 857	2 828	818
731	Advertising	3	(D)	(D)	(D)	BB
732	Consumer credit reporting agencies, mercantile reporting agencies, and adjustment and collection agencies	2	(D)	(D)	(D)	AA
733	Mailing, reproduction, commercial art and photography, and stenographic services	2	(D)	(D)	(D)	AA
734	Services to dwellings and other buildings	18	7 815	3 330	785	195
735	Miscellaneous equipment rental and leasing	6	2 274	467	118	28
736	Personnel supply services	12	7 025	5 161	1 260	438
737	Computer programming, data processing, and other computer related services	10	4 162	1 760	379	59
7371, 2, 3	Computer programming, prepackaged software, and integrated systems	6	3 293	1 645	359	55
7374, 5, 6	Data processing services	—	—	—	—	—
7377, 8, 9	Computer rental and leasing, maintenance, and related services, n.e.c.	4	869	115	20	4
738	Miscellaneous business services	12	1 402	450	106	64
75	Automotive repair, services, and parking	42	11 389	2 870	687	176
751	Automotive rental and leasing, without drivers	1	(D)	(D)	(D)	AA
752	Automobile parking	—	—	—	—	—
753	Automotive repair shops	35	10 519	2 712	650	161
7532	Top, body, and upholstery repair shops and paint shops	11	4 456	1 312	332	69
7538	General automotive repair shops	20	5 657	1 278	288	85
7533, 4, 6, 7, 9	Other automotive repair shops	4	406	122	30	7
754	Automotive services, except repair	6	(D)	(D)	(D)	AA
76	Miscellaneous repair services	23	6 492	1 360	215	98
762	Electrical repair shops	6	1 744	324	61	24
7622	Radio and television repair shops	—	—	—	—	—
7623, 9	Other electrical and electronic repair shops	6	1 744	324	61	24
763	Watch, clock, and jewelry repair	2	(D)	(D)	(D)	AA
764	Reupholstery and furniture repair	1	(D)	(D)	(D)	AA
769	Miscellaneous repair and related services	14	(D)	(D)	(D)	BB
78, 79, 84	Amusement and recreation services, including motion pictures and museums	40	12 106	3 310	630	295
781, 2	Motion picture production, distribution, and services	1	(D)	(D)	(D)	AA
783	Motion picture theaters	—	—	—	—	—
784	Video tape rental	13	(D)	(D)	(D)	BB
792	Theatrical producers (except motion picture), bands, orchestras, and entertainers	—	—	—	—	—
793	Bowling centers	1	(D)	(D)	(D)	AA
79 ex. 792, 3, 84	Commercial sports and other amusement and recreation services, including museums	25	8 031	2 458	401	202
80	Health services	94	72 150	27 704	6 280	1 278
801	Offices and clinics of doctors of medicine	46	24 028	11 745	2 370	338
802	Offices and clinics of dentists	22	6 363	2 366	501	132
803	Offices and clinics of doctors of osteopathy	—	—	—	—	—
804	Offices and clinics of other health practitioners	14	3 848	1 451	332	67
805	Nursing and personal care facilities	4	(D)	(D)	(D)	EE
806	Hospitals	3	(D)	(D)	(D)	EE
807, 8, 9	Other health services	5	681	240	84	13
81	Legal services	18	4 264	2 037	425	70
823, 4, 9	Selected educational services	6	(D)	(D)	(D)	AA

Table 6. Summary Statistics for Firms Subject to Federal Income Tax for Counties With 350 Establishments or More: 1992 — Con.

[Includes only establishments with payroll. For meaning of abbreviations and symbols, see introductory text. For explanation of terms and comparability of 1987 and 1992 censuses, see appendix A. For information on geographic areas followed by ▲, see appendix F]

SIC code	Geographic area and kind of business or operation	Establishments (number)	Receipts (\$1,000)	Annual payroll (\$1,000)	First-quarter payroll (\$1,000)	Paid employees for pay period including March 12 (number)
SANTA ROSA COUNTY — Con.						
83	Social services	19	2 145	1 018	243	158
835	Child day care services	15	1 752	842	212	152
832, 3, 6, 9	Other social services	4	393	176	31	6
87 ex. 8733	Engineering, accounting, research, management, and related services (except noncommercial research organizations)	41	9 778	3 281	623	140
871	Engineering, architectural, and surveying services	12	2 232	795	181	49
872	Accounting, auditing, and bookkeeping services	16	1 513	496	115	38
873 ex. 8733	Research, development, and testing services (except noncommercial research organizations)	3	(D)	(D)	(D)	BB
874	Management and public relations services	10	(D)	(D)	(D)	BB
89	Services, n.e.c.	4	(D)	(D)	(D)	BB
SARASOTA COUNTY						
	Total	3 234	1 534 938	606 183	137 200	29 574
70 ex. 704	Hotels, rooming houses, camps, and other lodging places (except membership lodging)	74	103 160	25 493	6 754	2 364
7011	Hotels and motels	63	92 374	24 288	6 414	2 257
7011 pt.	Hotels	31	76 166	20 740	5 453	1 885
7011 pt.	Hotels, 25 guestrooms or more	28	(D)	(D)	(D)	GG
7011 pt.	Hotels, less than 25 guestrooms	3	(D)	(D)	(D)	AA
7011 pt.	Motels, motor hotels, and tourist courts	32	16 208	3 548	961	372
7011 pt.	Motels, tourist courts	27	(D)	(D)	(D)	EE
7011 pt.	Motor hotels	5	(D)	(D)	(D)	BB
702, 3	Other lodging places	11	10 786	1 205	340	107
702	Rooming and boarding houses	1	(D)	(D)	(D)	AA
703	Camps and recreational vehicle parks	10	(D)	(D)	(D)	CC
72	Personal services	349	63 379	23 629	6 229	1 992
721	Laundry, cleaning, and garment services	77	23 219	7 825	1 933	546
7211	Power laundries, family and commercial*	1	(D)	(D)	(D)	AA
7213	Linen supply*	2	(D)	(D)	(D)	CC
7215	Coin-operated laundries and drycleaning	14	(D)	(D)	(D)	BB
7216	Drycleaning plants, except rug cleaning*	22	7 055	2 676	649	222
7217	Carpet and upholstery cleaning	33	6 559	2 202	496	125
7218	Industrial launderers*	—	—	—	—	—
7212, 9	Other laundry, cleaning, and garment services*	5	(D)	(D)	(D)	AA
7212	Garment pressing, and agents for laundries and drycleaners	2	(D)	(D)	(D)	AA
7219	Laundry and garment services, n.e.c.*	3	(D)	(D)	(D)	AA
722	Photographic studios, portrait	9	1 585	378	70	31
723, 4	Beauty and barber shops	217	24 426	10 916	2 996	940
723	Beauty shops	212	(D)	(D)	(D)	FF
724	Barber shops	5	(D)	(D)	(D)	AA
725	Shoe repair shops and shoeshine parlors	1	(D)	(D)	(D)	AA
726	Funeral service and crematories	15	7 179	2 312	512	111
729	Miscellaneous personal services	30	(D)	(D)	(D)	EE
7291	Tax return preparation services	6	2 027	1 063	411	233
7299	Miscellaneous personal services, n.e.c.	24	(D)	(D)	(D)	CC
73	Business services	557	201 058	92 663	20 681	6 852
731	Advertising	32	5 467	1 470	348	76
7311	Advertising agencies	25	(D)	(D)	(D)	BB
7312	Outdoor advertising services	5	(D)	(D)	(D)	AA
7313	Radio, television, publishers' advertising representatives	1	(D)	(D)	(D)	AA
7319	Advertising, n.e.c.	1	(D)	(D)	(D)	AA
732	Consumer credit reporting agencies, mercantile reporting agencies, and adjustment and collection agencies	13	2 890	885	245	70
7322	Adjustment and collection services	9	(D)	(D)	(D)	AA
7323	Credit reporting services	4	(D)	(D)	(D)	BB
733	Mailing, reproduction, commercial art and photography, and stenographic services	57	10 061	2 638	598	143
7331	Direct mail advertising services	12	(D)	(D)	(D)	BB
7334	Photocopying and duplicating services	10	(D)	(D)	(D)	BB
7335, 6	Commercial photography, art, and graphics	15	(D)	(D)	(D)	BB
7335	Commercial photography	4	456	94	16	11
7336	Commercial art and graphic design	11	(D)	(D)	(D)	AA
7338	Secretarial and court reporting services	20	2 566	1 135	274	58
734	Services to dwellings and other buildings	136	28 457	10 930	2 496	997
7342	Disinfecting and pest control services	50	15 643	6 074	1 438	313
7349	Building cleaning and maintenance services, n.e.c.	86	12 814	4 856	1 058	684
735	Miscellaneous equipment rental and leasing	38	10 893	2 581	568	142
7352	Medical equipment rental and leasing	7	(D)	(D)	(D)	BB
7353	Heavy construction equipment rental and leasing	2	(D)	(D)	(D)	AA
7359	Equipment rental and leasing, n.e.c.	29	7 523	1 885	398	104
736	Personnel supply services	45	57 182	44 619	9 539	3 816
7361	Employment agencies	13	1 511	496	94	26
7363	Help supply services	32	55 671	44 123	9 445	3 790
7363 pt.	Temporary help supply	27	18 571	12 912	2 944	1 191
7363 pt.	Help supply, except temporary	5	37 100	31 211	6 501	2 599

Table 6. Summary Statistics for Firms Subject to Federal Income Tax for Counties With 350 Establishments or More: 1992 — Con.

[Includes only establishments with payroll. For meaning of abbreviations and symbols, see introductory text. For explanation of terms and comparability of 1987 and 1992 censuses, see appendix A. For information on geographic areas followed by ▲, see appendix F]

SIC code	Geographic area and kind of business or operation	Establishments (number)	Receipts (\$1,000)	Annual payroll (\$1,000)	First-quarter payroll (\$1,000)	Paid employees for pay period including March 12 (number)
SARASOTA COUNTY — Con.						
73	Business services — Con.					
737	Computer programming, data processing, and other computer related services -----	65	36 195	12 901	3 124	335
7371, 2, 3	Computer programming, prepackaged software, and integrated systems -----	37	26 913	9 736	2 350	249
7371	Computer programming services -----	22	(D)	(D)	(D)	CC
7372	Prepackaged software -----	8	(D)	(D)	(D)	CC
7373	Computer integrated systems -----	7	2 797	903	172	23
7374, 5, 6	Data processing services -----	10	1 791	414	83	20
7374, 5	Computer processing, information retrieval -----	10	1 791	414	83	20
7376	Computer facilities management services -----	—	—	—	—	—
7377, 8, 9	Computer rental and leasing, maintenance, and related services, n.e.c. -----	18	7 491	2 751	691	66
7377	Computer rental and leasing -----	—	—	—	—	—
7378	Computer maintenance and repair -----	6	3 787	1 785	483	43
7379	Computer related services, n.e.c. -----	12	3 704	966	208	23
738	Miscellaneous business services -----	171	49 913	16 639	3 763	1 273
7381, 2	Detective agencies and protective services -----	24	13 019	6 980	1 656	603
7381	Detective, guard, and armored car services -----	19	7 473	4 607	1 117	502
7382	Security systems services -----	5	5 546	2 373	539	101
7383	News syndicates -----	—	—	—	—	—
7384	Photofinishing laboratories* -----	11	(D)	(D)	(D)	BB
7389	Business services, n.e.c. -----	136	(D)	(D)	(D)	FF
7389 pt.	Sign painting shops -----	7	(D)	(D)	(D)	BB
7389 pt.	Interior designing -----	27	8 227	943	186	56
7389 pt.	Telephone answering services -----	7	(D)	(D)	(D)	CC
7389 pt.	Other business services -----	95	22 453	6 358	1 411	427
75	Automotive repair, services, and parking -----	218	84 692	17 544	4 302	1 094
751	Automotive rental and leasing, without drivers -----	17	33 238	3 544	857	239
7513	Truck rental and leasing, without drivers -----	2	(D)	(D)	(D)	AA
7514, 5	Passenger car rental and leasing -----	14	(D)	(D)	(D)	CC
7514	Passenger car rental -----	13	(D)	(D)	(D)	CC
7515	Passenger car leasing -----	1	(D)	(D)	(D)	AA
7519	Utility trailer and recreational vehicle rental -----	1	(D)	(D)	(D)	AA
752	Automobile parking -----	—	—	—	—	—
753	Automotive repair shops -----	172	43 814	11 329	2 777	623
7532	Top, body, and upholstery repair shops and paint shops -----	44	12 525	3 959	1 008	202
7532 pt.	Top and body repair shops -----	40	12 079	3 871	962	182
7532 pt.	Paint shops -----	4	446	88	46	20
7538	General automotive repair shops -----	87	20 238	4 829	1 122	274
7538 pt.	General automotive repair shops, except diesel -----	80	(D)	(D)	(D)	EE
7538 pt.	Diesel repair shops -----	7	(D)	(D)	(D)	BB
7533, 4, 6, 7, 9	Other automotive repair shops -----	41	11 051	2 541	647	147
7533	Automotive exhaust system repair shops -----	7	(D)	(D)	(D)	BB
7534	Tire retreading and repair shops -----	1	(D)	(D)	(D)	AA
7536	Automotive glass replacement shops -----	6	2 219	468	115	23
7537	Automotive transmission repair shops -----	9	(D)	(D)	(D)	BB
7539	Automotive repair shops, n.e.c. -----	18	(D)	(D)	(D)	BB
7539 pt.	Radiator repair -----	4	1 177	270	59	15
7539 pt.	Brake, front end, and wheel alignment -----	6	1 699	385	113	27
7539 pt.	Automotive electrical and fuel system services -----	5	931	308	78	16
7539 pt.	Other automotive repair shops, n.e.c. -----	3	(D)	(D)	(D)	AA
754	Automotive services, except repair -----	29	7 640	2 671	668	232
7542	Carwashes -----	15	4 565	1 811	465	183
7549	Automotive services, except repair and carwashes -----	14	3 075	860	203	49
76	Miscellaneous repair services -----	113	25 046	8 390	2 093	485
762	Electrical repair shops -----	43	12 703	4 831	1 212	268
7622	Radio and television repair shops -----	12	2 206	628	153	37
7623, 9	Other electrical and electronic repair shops -----	31	10 497	4 203	1 059	231
7623	Refrigeration and air-conditioning service and repair shops -----	11	(D)	(D)	(D)	BB
7629	Electrical and electronic repair shops, n.e.c. -----	20	(D)	(D)	(D)	CC
763	Watch, clock, and jewelry repair -----	3	(D)	(D)	(D)	AA
764	Reupholstery and furniture repair -----	19	2 829	830	202	55
769	Miscellaneous repair and related services -----	48	(D)	(D)	(D)	CC
7692	Welding repair -----	3	367	107	26	5
7694	Armature rewinding shops -----	3	(D)	(D)	(D)	BB
7699	Repair shops and related services, n.e.c. -----	42	(D)	(D)	(D)	CC
78, 79, 84	Amusement and recreation services, including motion pictures and museums -----	176	97 951	24 979	6 622	2 324
781, 2	Motion picture production, distribution, and services -----	12	8 849	1 500	424	46
783	Motion picture theaters -----	8	(D)	(D)	(D)	CC
7832	Motion picture theaters, except drive-in -----	8	(D)	(D)	(D)	CC
7833	Drive-in motion picture theaters -----	—	—	—	—	—
784	Video tape rental -----	25	(D)	(D)	(D)	BB
792	Theatrical producers (except motion picture), bands, orchestras, and entertainers -----	21	(D)	(D)	(D)	CC
7922	Theatrical producers (except motion picture) and miscellaneous theatrical services -----	8	(D)	(D)	(D)	BB
7929	Bands, orchestras, actors, and other entertainers and entertainment groups -----	13	(D)	(D)	(D)	BB
793	Bowling centers -----	2	(D)	(D)	(D)	BB

Table 6. Summary Statistics for Firms Subject to Federal Income Tax for Counties With 350 Establishments or More: 1992 — Con.

[Includes only establishments with payroll. For meaning of abbreviations and symbols, see introductory text. For explanation of terms and comparability of 1987 and 1992 censuses, see appendix A. For information on geographic areas followed by ▲, see appendix F]

SIC code	Geographic area and kind of business or operation	Establishments (number)	Receipts (\$1,000)	Annual payroll (\$1,000)	First-quarter payroll (\$1,000)	Paid employees for pay period including March 12 (number)
SARASOTA COUNTY — Con.						
78, 79, 84	Amusement and recreation services, including motion pictures and museums—Con.					
79 ex. 792, 3, 84	Commercial sports and other amusement and recreation services, including museums	108	71 811	20 213	5 443	1 887
794	Commercial sports	3	(D)	(D)	(D)	CC
7941	Professional sports clubs, managers, promoters	—	—	—	—	—
7948	Racing, including track operation	3	(D)	(D)	(D)	CC
79 ex. 792, 3, 4, 84	Other amusement and recreation services, including museums	105	(D)	(D)	(D)	GG
791	Dance studios, schools, and halls	12	2 544	897	222	72
7991	Physical fitness facilities	10	5 493	2 554	622	281
7992	Public golf courses	4	1 561	625	153	55
7993	Coin-operated amusement devices	7	(D)	(D)	(D)	BB
7996	Amusement parks	—	—	—	—	—
7997	Membership sports and recreation clubs	26	31 345	10 095	2 914	835
7999, 84	Amusement and recreation services, including museums, n.e.c.	46	(D)	(D)	(D)	EE
7999 pt.	Concession operators of amusement devices and rides	3	(D)	(D)	(D)	AA
7999 pt.	Carnivals, circuses, and fairs	7	8 428	609	195	159
7999 pt., 84	Other recreation and amusements, including museums	36	(D)	(D)	(D)	CC
80	Health services	875	638 297	265 695	57 730	8 992
801	Offices and clinics of doctors of medicine	410	271 919	136 129	27 944	2 516
8011 pt.	Offices of doctors of medicine	405	268 287	135 037	27 717	2 449
8011 pt.	General medical clinics	5	3 632	1 092	227	67
802	Offices and clinics of dentists	173	55 187	21 311	4 557	793
803	Offices and clinics of doctors of osteopathy	11	(D)	(D)	(D)	BB
804	Offices and clinics of other health practitioners	175	43 051	13 887	2 912	527
8041	Offices and clinics of chiropractors	65	14 346	4 912	1 114	220
8042	Offices and clinics of optometrists	28	6 001	1 339	297	57
8043	Offices and clinics of podiatrists	20	4 425	1 289	251	53
8049	Offices and clinics of health practitioners, n.e.c.	62	18 279	6 347	1 250	197
805	Nursing and personal care facilities	21	69 323	28 146	6 409	1 835
8051	Skilled nursing care facilities	17	(D)	(D)	(D)	GG
8052	Intermediate care facilities	1	(D)	(D)	(D)	AA
8059	Nursing and personal care facilities, n.e.c.	3	(D)	(D)	(D)	AA
806	Hospitals	4	(D)	(D)	(D)	GG
8062	General medical and surgical hospitals	2	(D)	(D)	(D)	GG
8063, 9	Specialty hospitals	2	(D)	(D)	(D)	EE
807, 8, 9	Other health services	81	(D)	(D)	(D)	GG
807	Medical and dental laboratories	31	22 068	6 423	1 278	254
8071	Medical laboratories	18	19 472	5 456	1 068	212
8072	Dental laboratories	13	2 596	967	210	42
808	Home health care services	21	(D)	(D)	(D)	GG
809	Miscellaneous health and allied services, n.e.c.	29	(D)	(D)	(D)	CC
8092	Kidney dialysis centers	3	(D)	(D)	(D)	BB
8093	Specialty outpatient facilities, n.e.c.	20	(D)	(D)	(D)	CC
8099	Health and allied services, n.e.c.	6	(D)	(D)	(D)	BB
81	Legal services	283	116 779	61 471	12 055	1 433
823, 4, 9	Selected educational services	33	(D)	(D)	(D)	CC
823	Libraries	—	—	—	—	—
824	Vocational schools	5	(D)	(D)	(D)	BB
829	Schools and educational services, n.e.c.	28	(D)	(D)	(D)	BB
83	Social services	79	14 269	5 623	1 525	473
835	Child day care services	40	3 551	1 566	352	194
832, 3, 6, 9	Other social services	39	10 718	4 057	1 173	279
87 ex. 8733	Engineering, accounting, research, management, and related services (except noncommercial research organizations)	452	172 697	74 916	17 839	3 314
871	Engineering, architectural, and surveying services	118	38 833	18 065	4 300	618
8711	Engineering services	54	23 323	11 339	2 656	369
8712	Architectural services	49	13 348	5 742	1 434	190
8713	Surveying services	15	2 162	984	210	59
872	Accounting, auditing, and bookkeeping services	162	33 277	14 686	3 559	599
873 ex. 8733	Research, development, and testing services (except noncommercial research organizations)	21	19 941	6 054	1 213	399
8731	Commercial physical and biological research	4	(D)	(D)	(D)	AA
8732	Commercial economic, sociological, and educational research	10	(D)	(D)	(D)	EE
8734	Testing laboratories	7	1 434	503	156	32
874	Management and public relations services	151	80 646	36 111	8 767	1 698
8741	Management services	41	47 669	22 265	5 062	1 258
8742	Management consulting services	74	19 113	9 260	2 534	279
8743	Public relations services	6	2 893	559	122	25
8744	Facilities support management services	5	2 830	1 452	370	48
8748	Business consulting services, n.e.c.	25	8 141	2 575	679	88
89	Services, n.e.c.	25	(D)	(D)	(D)	CC

Table 6. Summary Statistics for Firms Subject to Federal Income Tax for Counties With 350 Establishments or More: 1992 — Con.

[Includes only establishments with payroll. For meaning of abbreviations and symbols, see introductory text. For explanation of terms and comparability of 1987 and 1992 censuses, see appendix A. For information on geographic areas followed by ▲, see appendix F]

SIC code	Geographic area and kind of business or operation	Establishments (number)	Receipts (\$1,000)	Annual payroll (\$1,000)	First-quarter payroll (\$1,000)	Paid employees for pay period including March 12 (number)
SEMINOLE COUNTY						
	Total	2 666	1 257 937	476 899	108 189	21 759
70 ex. 704	Hotels, rooming houses, camps, and other lodging places (except membership lodging)	31	39 761	9 074	2 157	824
7011	Hotels and motels	26	38 260	8 839	2 103	805
7011 pt.	Hotels	13	34 053	7 943	1 926	725
7011 pt.	Hotels, 25 guestrooms or more	11	(D)	(D)	(D)	FF
7011 pt.	Hotels, less than 25 guestrooms	2	(D)	(D)	(D)	AA
7011 pt.	Motels, motor hotels, and tourist courts	13	4 207	896	177	80
7011 pt.	Motels, tourist courts	11	(D)	(D)	(D)	BB
7011 pt.	Motor hotels	2	(D)	(D)	(D)	AA
702, 3	Other lodging places	5	1 501	235	54	19
702	Rooming and boarding houses	1	(D)	(D)	(D)	AA
703	Camps and recreational vehicle parks	4	(D)	(D)	(D)	AA
72	Personal services	290	52 559	17 399	4 185	1 560
721	Laundry, cleaning, and garment services	88	15 582	4 119	980	360
7211	Power laundries, family and commercial*	2	(D)	(D)	(D)	AA
7213	Linen supply*	2	(D)	(D)	(D)	AA
7215	Coin-operated laundries and drycleaning	14	(D)	(D)	(D)	BB
7216	Drycleaning plants, except rug cleaning*	41	7 365	1 966	441	191
7217	Carpet and upholstery cleaning	18	4 402	1 319	331	66
7218	Industrial laundries*	—	—	—	—	—
7212, 9	Other laundry, cleaning, and garment services*	11	1 458	336	72	34
7212	Garment pressing, and agents for laundries and drycleaners	5	1 083	194	44	20
7219	Laundry and garment services, n.e.c.*	6	375	142	28	14
722	Photographic studios, portrait	13	5 368	1 115	255	85
723, 4	Beauty and barber shops	144	22 409	10 387	2 481	940
723	Beauty shops	138	21 620	9 990	2 449	878
724	Barber shops	6	789	397	32	62
725	Shoe repair shops and shoeshine parlors	—	—	—	—	—
726	Funeral service and crematories	7	2 640	403	95	25
729	Miscellaneous personal services	38	6 560	1 375	374	150
7291	Tax return preparation services	8	(D)	(D)	(D)	BB
7299	Miscellaneous personal services, n.e.c.	30	(D)	(D)	(D)	CC
73	Business services	637	322 289	124 317	28 043	5 976
731	Advertising	42	21 308	5 351	1 324	358
7311	Advertising agencies	27	(D)	(D)	(D)	CC
7312	Outdoor advertising services	2	(D)	(D)	(D)	BB
7313	Radio, television, publishers' advertising representatives	9	4 212	1 223	290	46
7319	Advertising, n.e.c.	4	(D)	(D)	(D)	CC
732	Consumer credit reporting agencies, mercantile reporting agencies, and adjustment and collection agencies	11	(D)	(D)	(D)	CC
7322	Adjustment and collection services	8	(D)	(D)	(D)	CC
7323	Credit reporting services	3	1 842	335	72	15
733	Mailing, reproduction, commercial art and photography, and stenographic services	60	18 463	4 483	967	305
7331	Direct mail advertising services	10	3 849	1 302	251	84
7334	Photocopying and duplicating services	10	3 119	902	184	48
7335, 6	Commercial photography, art, and graphics	26	(D)	(D)	(D)	CC
7335	Commercial photography	3	(D)	(D)	(D)	AA
7336	Commercial art and graphic design	23	(D)	(D)	(D)	CC
7338	Secretarial and court reporting services	14	(D)	(D)	(D)	BB
734	Services to dwellings and other buildings	132	25 004	9 705	2 299	801
7342	Disinfecting and pest control services	33	11 619	4 252	921	211
7349	Building cleaning and maintenance services, n.e.c.	99	13 385	5 453	1 378	590
735	Miscellaneous equipment rental and leasing	37	28 281	6 022	1 392	274
7352	Medical equipment rental and leasing	4	(D)	(D)	(D)	BB
7353	Heavy construction equipment rental and leasing	6	(D)	(D)	(D)	BB
7359	Equipment rental and leasing, n.e.c.	27	20 896	3 969	956	187
736	Personnel supply services	55	37 749	23 845	4 887	1 370
7361	Employment agencies	32	(D)	(D)	(D)	CC
7363	Help supply services	23	(D)	(D)	(D)	GG
7363 pt.	Temporary help supply	19	(D)	(D)	(D)	FF
7363 pt.	Help supply, except temporary	4	(D)	(D)	(D)	FF
737	Computer programming, data processing, and other computer related services	147	125 982	51 248	11 389	1 198
7371, 2, 3	Computer programming, prepackaged software, and integrated systems	104	107 375	44 931	10 268	1 023
7371	Computer programming services	68	(D)	(D)	(D)	EE
7372	Prepackaged software	25	65 399	22 763	5 405	495
7373	Computer integrated systems	11	(D)	(D)	(D)	CC
7374, 5, 6	Data processing services	10	3 883	784	196	47
7374, 5	Computer processing, information retrieval	10	3 883	784	196	47
7376	Computer facilities management services	—	—	—	—	—
7377, 8, 9	Computer rental and leasing, maintenance, and related services, n.e.c.	33	14 724	5 533	925	128
7377	Computer rental and leasing	5	(D)	(D)	(D)	AA
7378	Computer maintenance and repair	15	7 736	3 194	500	84
7379	Computer related services, n.e.c.	13	(D)	(D)	(D)	BB

Table 6. Summary Statistics for Firms Subject to Federal Income Tax for Counties With 350 Establishments or More: 1992 — Con.

[Includes only establishments with payroll. For meaning of abbreviations and symbols, see introductory text. For explanation of terms and comparability of 1987 and 1992 censuses, see appendix A. For information on geographic areas followed by ▲, see appendix F]

SIC code	Geographic area and kind of business or operation	Establishments (number)	Receipts (\$1,000)	Annual payroll (\$1,000)	First-quarter payroll (\$1,000)	Paid employees for pay period including March 12 (number)
SEMINOLE COUNTY—Con.						
73	Business services—Con.					
738	Miscellaneous business services	153	(D)	(D)	(D)	GG
7381, 2	Detective agencies and protective services	34	25 458	12 489	3 149	840
7381	Detective, guard, and armored car services	22	(D)	(D)	(D)	FF
7382	Security systems services	12	(D)	(D)	(D)	CC
7383	News syndicates	—	—	—	—	—
7384	Photofinishing laboratories*	15	1 860	533	126	45
7389	Business services, n.e.c.	104	(D)	(D)	(D)	FF
7389 pt.	Sign painting shops	—	—	—	—	—
7389 pt.	Interior designing	9	(D)	(D)	(D)	BB
7389 pt.	Telephone answering services	10	1 621	450	108	53
7389 pt.	Other business services	85	(D)	(D)	(D)	FF
75	Automotive repair, services, and parking	187	58 682	14 618	3 358	862
751	Automotive rental and leasing, without drivers	6	(D)	(D)	(D)	BB
7513	Truck rental and leasing, without drivers	2	(D)	(D)	(D)	AA
7514, 5	Passenger car rental and leasing	4	(D)	(D)	(D)	AA
7514	Passenger car rental	4	(D)	(D)	(D)	AA
7515	Passenger car leasing	—	—	—	—	—
7519	Utility trailer and recreational vehicle rental	—	—	—	—	—
752	Automobile parking	1	(D)	(D)	(D)	AA
753	Automotive repair shops	150	46 711	11 147	2 477	532
7532	Top, body, and upholstery repair shops and paint shops	32	14 333	3 571	738	145
7532 pt.	Top and body repair shops	30	(D)	(D)	(D)	CC
7532 pt.	Paint shops	2	(D)	(D)	(D)	AA
7538	General automotive repair shops	82	21 217	4 781	1 131	252
7538 pt.	General automotive repair shops, except diesel	77	20 471	4 638	1 084	242
7538 pt.	Diesel repair shops	5	746	143	47	10
7533, 4, 6, 7, 9	Other automotive repair shops	36	11 161	2 795	608	135
7533	Automotive exhaust system repair shops	4	957	184	50	15
7534	Tire retreading and repair shops	3	(D)	(D)	(D)	BB
7536	Automotive glass replacement shops	4	(D)	(D)	(D)	AA
7537	Automotive transmission repair shops	11	2 664	871	183	39
7539	Automotive repair shops, n.e.c.	14	(D)	(D)	(D)	BB
7539 pt.	Radiator repair	3	(D)	(D)	(D)	AA
7539 pt.	Brake, front end, and wheel alignment	3	(D)	(D)	(D)	AA
7539 pt.	Automotive electrical and fuel system services	5	845	190	53	14
7539 pt.	Other automotive repair shops, n.e.c.	3	(D)	(D)	(D)	AA
754	Automotive services, except repair	30	9 016	2 959	779	303
7542	Carwashes	14	4 340	1 624	441	216
7549	Automotive services, except repair and carwashes	16	4 676	1 335	338	87
76	Miscellaneous repair services	103	44 299	14 926	3 494	759
762	Electrical repair shops	41	32 464	11 559	2 738	572
7622	Radio and television repair shops	12	1 352	348	76	25
7623, 9	Other electrical and electronic repair shops	29	31 112	11 211	2 662	547
7623	Refrigeration and air-conditioning service and repair shops	10	16 253	3 284	745	100
7629	Electrical and electronic repair shops, n.e.c.	19	14 859	7 927	1 917	447
763	Watch, clock, and jewelry repair	2	(D)	(D)	(D)	AA
764	Reupholstery and furniture repair	11	1 367	358	93	28
769	Miscellaneous repair and related services	49	(D)	(D)	(D)	CC
7692	Welding repair	3	164	56	13	3
7694	Armature rewinding shops	2	(D)	(D)	(D)	AA
7699	Repair shops and related services, n.e.c.	44	9 930	2 873	634	151
78, 79, 84	Amusement and recreation services, including motion pictures and museums	159	89 071	20 698	4 852	1 775
781, 2	Motion picture production, distribution, and services	12	(D)	(D)	(D)	BB
783	Motion picture theaters	8	8 059	1 115	236	123
7832	Motion picture theaters, except drive-in	7	(D)	(D)	(D)	CC
7833	Drive-in motion picture theaters	1	(D)	(D)	(D)	AA
784	Video tape rental	26	11 514	1 993	443	248
792	Theatrical producers (except motion picture), bands, orchestras, and entertainers	8	(D)	(D)	(D)	BB
7922	Theatrical producers (except motion picture) and miscellaneous theatrical services	4	(D)	(D)	(D)	BB
7929	Bands, orchestras, actors, and other entertainers and entertainment groups	4	(D)	(D)	(D)	AA
793	Bowling centers	6	(D)	(D)	(D)	CC
79 ex. 792, 3, 84	Commercial sports and other amusement and recreation services, including museums	99	62 170	15 687	3 774	1 245
794	Commercial sports	10	17 611	4 768	1 255	287
7941	Professional sports clubs, managers, promoters	4	(D)	(D)	(D)	BB
7948	Racing, including track operation	6	(D)	(D)	(D)	CC
79 ex. 792, 3, 4, 84	Other amusement and recreation services, including museums	89	44 559	10 919	2 519	958
791	Dance studios, schools, and halls	6	1 424	482	90	42
7991	Physical fitness facilities	22	9 538	1 606	422	244
7992	Public golf courses	5	7 341	1 406	326	120
7993	Coin-operated amusement devices	10	2 831	591	139	74
7996	Amusement parks	3	(D)	(D)	(D)	BB
7997	Membership sports and recreation clubs	14	13 334	5 032	1 174	334
7999, 84	Amusement and recreation services, including museums, n.e.c.	29	(D)	(D)	(D)	BB
7999 pt.	Concession operators of amusement devices and rides	—	—	—	—	—
7999 pt.	Carnivals, circuses, and fairs	—	—	—	—	—
7999 pt., 84	Other recreation and amusements, including museums	29	(D)	(D)	(D)	BB

Table 6. Summary Statistics for Firms Subject to Federal Income Tax for Counties With 350 Establishments or More: 1992 — Con.

[Includes only establishments with payroll. For meaning of abbreviations and symbols, see introductory text. For explanation of terms and comparability of 1987 and 1992 censuses, see appendix A. For information on geographic areas followed by ▲, see appendix F]

SIC code	Geographic area and kind of business or operation	Establishments (number)	Receipts (\$1,000)	Annual payroll (\$1,000)	First-quarter payroll (\$1,000)	Paid employees for pay period including March 12 (number)
SEMINOLE COUNTY—Con.						
80	Health services -----	574	414 418	167 977	37 374	5 221
801	Offices and clinics of doctors of medicine -----	248	158 227	78 659	16 742	1 592
8011 pt.	Offices of doctors of medicine -----	241	145 047	74 583	15 551	1 499
8011 pt.	General medical clinics -----	7	13 180	4 076	1 191	93
802	Offices and clinics of dentists -----	110	41 390	16 161	3 657	608
803	Offices and clinics of doctors of osteopathy -----	20	10 031	4 338	768	86
804	Offices and clinics of other health practitioners -----	129	34 150	12 711	2 443	396
8041	Offices and clinics of chiropractors -----	45	11 412	4 272	738	134
8042	Offices and clinics of optometrists -----	26	6 453	1 815	439	85
8043	Offices and clinics of podiatrists -----	16	6 116	2 819	619	76
8049	Offices and clinics of health practitioners, n.e.c. -----	42	10 169	3 805	647	101
805	Nursing and personal care facilities -----	8	(D)	(D)	(D)	FF
8051	Skilled nursing care facilities -----	7	(D)	(D)	(D)	FF
8052	Intermediate care facilities -----	1	(D)	(D)	(D)	CC
8059	Nursing and personal care facilities, n.e.c. -----	—	—	—	—	—
806	Hospitals -----	3	(D)	(D)	(D)	GG
8062	General medical and surgical hospitals -----	2	(D)	(D)	(D)	GG
8063, 9	Specialty hospitals -----	1	(D)	(D)	(D)	CC
807, 8, 9	Other health services -----	56	(D)	(D)	(D)	FF
807	Medical and dental laboratories -----	21	6 196	2 536	634	133
8071	Medical laboratories -----	10	(D)	(D)	(D)	BB
8072	Dental laboratories -----	11	(D)	(D)	(D)	BB
808	Home health care services -----	16	37 014	10 528	2 653	405
809	Miscellaneous health and allied services, n.e.c. -----	19	(D)	(D)	(D)	CC
8092	Kidney dialysis centers -----	2	(D)	(D)	(D)	AA
8093	Specialty outpatient facilities, n.e.c. -----	10	4 654	1 673	404	69
8099	Health and allied services, n.e.c. -----	7	(D)	(D)	(D)	AA
81	Legal services -----	134	36 069	17 085	3 459	467
823, 4, 9	Selected educational services -----	40	21 845	8 675	2 161	500
823	Libraries -----	—	—	—	—	—
824	Vocational schools -----	12	14 620	5 259	1 245	267
829	Schools and educational services, n.e.c. -----	28	7 225	3 416	916	233
83	Social services -----	86	16 716	6 787	1 612	714
835	Child day care services -----	60	11 223	4 829	1 174	572
832, 3, 6, 9	Other social services -----	26	5 493	1 958	438	142
87 ex. 8733	Engineering, accounting, research, management, and related services (except noncommercial research organizations) -----	399	157 536	73 902	17 156	3 054
871	Engineering, architectural, and surveying services -----	106	38 446	13 440	3 143	506
8711	Engineering services -----	56	24 232	8 497	2 068	284
8712	Architectural services -----	34	10 340	2 840	599	112
8713	Surveying services -----	16	3 874	2 103	476	110
872	Accounting, auditing, and bookkeeping services -----	130	16 489	6 807	1 736	403
873 ex. 8733	Research, development, and testing services (except noncommercial research organizations) -----	24	64 689	37 572	8 568	1 511
8731	Commercial physical and biological research -----	5	(D)	(D)	(D)	GG
8732	Commercial economic, sociological, and educational research -----	15	3 918	1 983	423	126
8734	Testing laboratories -----	4	(D)	(D)	(D)	BB
874	Management and public relations services -----	139	37 912	16 083	3 709	634
8741	Management services -----	37	18 270	8 147	1 981	373
8742	Management consulting services -----	61	8 662	2 891	479	81
8743	Public relations services -----	6	(D)	(D)	(D)	AA
8744	Facilities support management services -----	1	(D)	(D)	(D)	BB
8748	Business consulting services, n.e.c. -----	34	(D)	(D)	(D)	CC
89	Services, n.e.c. -----	26	4 692	1 441	338	47
VOLUSIA COUNTY						
	Total -----	3 001	1 376 135	484 655	110 575	28 129
70 ex. 704	Hotels, rooming houses, camps, and other lodging places (except membership lodging) -----	236	195 270	49 655	12 838	5 804
7011	Hotels and motels -----	216	(D)	(D)	(D)	II
7011 pt.	Hotels -----	74	(D)	(D)	(D)	HH
7011 pt.	Hotels, 25 guestrooms or more -----	64	107 567	29 761	7 773	3 657
7011 pt.	Hotels, less than 25 guestrooms -----	10	(D)	(D)	(D)	BB
7011 pt.	Motels, motor hotels, and tourist courts -----	142	78 952	18 040	4 605	1 991
7011 pt.	Motels, tourist courts -----	130	64 247	13 931	3 590	1 528
7011 pt.	Motor hotels -----	12	14 705	4 109	1 015	463
702, 3	Other lodging places -----	20	(D)	(D)	(D)	CC
702	Rooming and boarding houses -----	3	(D)	(D)	(D)	AA
703	Camps and recreational vehicle parks -----	17	6 427	1 421	359	101

Table 6. Summary Statistics for Firms Subject to Federal Income Tax for Counties With 350 Establishments or More: 1992 — Con.

[Includes only establishments with payroll. For meaning of abbreviations and symbols, see introductory text. For explanation of terms and comparability of 1987 and 1992 censuses, see appendix A. For information on geographic areas followed by ▲, see appendix F]

SIC code	Geographic area and kind of business or operation	Establishments (number)	Receipts (\$1,000)	Annual payroll (\$1,000)	First-quarter payroll (\$1,000)	Paid employees for pay period including March 12 (number)
VOLUSIA COUNTY — Con.						
72	Personal services	340	52 654	18 290	4 889	1 959
721	Laundry, cleaning, and garment services	97	19 047	5 956	1 572	642
7211	Power laundries, family and commercial*	1	(D)	(D)	(D)	AA
7213	Linen supply*	4	(D)	(D)	(D)	EE
7215	Coin-operated laundries and drycleaning	34	2 755	474	111	65
7216	Drycleaning plants, except rug cleaning*	33	(D)	(D)	(D)	CC
7217	Carpet and upholstery cleaning	17	(D)	(D)	(D)	BB
7218	Industrial launderers*	—	—	—	—	—
7212, 9	Other laundry, cleaning, and garment services*	8	(D)	(D)	(D)	BB
7212	Garment pressing, and agents for laundries and drycleaners	4	(D)	(D)	(D)	BB
7219	Laundry and garment services, n.e.c.*	4	(D)	(D)	(D)	AA
722	Photographic studios, portrait	7	1 782	541	130	48
723, 4	Beauty and barber shops	182	(D)	(D)	(D)	FF
723	Beauty shops	180	16 710	7 169	1 917	747
724	Barber shops	2	(D)	(D)	(D)	AA
725	Shoe repair shops and shoeshine parlors	4	301	60	14	5
726	Funeral service and crematories	23	(D)	(D)	(D)	CC
729	Miscellaneous personal services	27	(D)	(D)	(D)	EE
7291	Tax return preparation services	8	(D)	(D)	(D)	EE
7299	Miscellaneous personal services, n.e.c.	19	2 912	603	141	68
73	Business services	444	165 576	58 998	13 855	4 355
731	Advertising	23	7 087	2 325	535	130
7311	Advertising agencies	15	3 466	1 497	299	61
7312	Outdoor advertising services	4	(D)	(D)	(D)	BB
7313	Radio, television, publishers' advertising representatives	—	—	—	—	—
7319	Advertising, n.e.c.	4	(D)	(D)	(D)	BB
732	Consumer credit reporting agencies, mercantile reporting agencies, and adjustment and collection agencies	7	2 212	502	128	34
7322	Adjustment and collection services	6	(D)	(D)	(D)	AA
7323	Credit reporting services	1	(D)	(D)	(D)	BB
733	Mailing, reproduction, commercial art and photography, and stenographic services	36	18 249	3 012	688	175
7331	Direct mail advertising services	6	(D)	(D)	(D)	BB
7334	Photocopying and duplicating services	4	(D)	(D)	(D)	AA
7335, 6	Commercial photography, art, and graphics	13	(D)	(D)	(D)	BB
7335	Commercial photography	3	(D)	(D)	(D)	AA
7336	Commercial art and graphic design	10	(D)	(D)	(D)	BB
7338	Secretarial and court reporting services	13	(D)	(D)	(D)	BB
734	Services to dwellings and other buildings	120	28 906	11 721	2 930	914
7342	Disinfecting and pest control services	50	(D)	(D)	(D)	EE
7349	Building cleaning and maintenance services, n.e.c.	70	(D)	(D)	(D)	FF
735	Miscellaneous equipment rental and leasing	59	28 073	7 205	1 617	365
7352	Medical equipment rental and leasing	9	6 103	1 271	295	66
7353	Heavy construction equipment rental and leasing	10	8 936	2 023	409	78
7359	Equipment rental and leasing, n.e.c.	40	13 034	3 911	913	221
736	Personnel supply services	33	(D)	(D)	(D)	GG
7361	Employment agencies	14	(D)	(D)	(D)	BB
7363	Help supply services	19	20 593	13 177	3 116	1 156
7363 pt.	Temporary help supply	17	(D)	(D)	(D)	FF
7363 pt.	Help supply, except temporary	2	(D)	(D)	(D)	CC
737	Computer programming, data processing, and other computer related services	35	(D)	(D)	(D)	CC
7371, 2, 3	Computer programming, prepackaged software, and integrated systems	19	(D)	(D)	(D)	CC
7371	Computer programming services	15	3 156	1 531	361	48
7372	Prepackaged software	1	(D)	(D)	(D)	AA
7373	Computer integrated systems	3	(D)	(D)	(D)	BB
7374, 5, 6	Data processing services	6	1 432	468	109	23
7374, 5	Computer processing, information retrieval	5	(D)	(D)	(D)	BB
7376	Computer facilities management services	1	(D)	(D)	(D)	AA
7377, 8, 9	Computer rental and leasing, maintenance, and related services, n.e.c.	10	2 918	944	251	44
7377	Computer rental and leasing	—	—	—	—	—
7378	Computer maintenance and repair	5	1 873	562	138	22
7379	Computer related services, n.e.c.	5	1 045	382	113	22
738	Miscellaneous business services	131	(D)	(D)	(D)	GG
7381, 2	Detective agencies and protective services	26	(D)	(D)	(D)	FF
7381	Detective, guard, and armored car services	21	7 416	3 695	996	454
7382	Security systems services	5	(D)	(D)	(D)	CC
7383	News syndicates	—	—	—	—	—
7384	Photofinishing laboratories*	13	2 141	597	140	56
7389	Business services, n.e.c.	92	27 307	8 322	1 848	682
7389 pt.	Sign painting shops	10	2 292	494	101	27
7389 pt.	Interior designing	1	1 282	123	28	11
7389 pt.	Telephone answering services	9	782	293	71	42
7389 pt.	Other business services	63	22 951	7 412	1 648	602

Table 6. Summary Statistics for Firms Subject to Federal Income Tax for Counties With 350 Establishments or More: 1992 — Con.

[Includes only establishments with payroll. For meaning of abbreviations and symbols, see introductory text. For explanation of terms and comparability of 1987 and 1992 censuses, see appendix A. For information on geographic areas followed by ▲, see appendix F]

SIC code	Geographic area and kind of business or operation	Establishments (number)	Receipts (\$1,000)	Annual payroll (\$1,000)	First-quarter payroll (\$1,000)	Paid employees for pay period including March 12 (number)
VOLUSIA COUNTY — Con.						
75	Automotive repair, services, and parking	238	78 552	16 264	3 893	1 072
751	Automotive rental and leasing, without drivers	13	23 564	2 742	695	183
7513	Truck rental and leasing, without drivers	2	(D)	(D)	(D)	AA
7514, 5	Passenger car rental and leasing	9	22 165	2 535	634	166
7514	Passenger car rental	9	22 165	2 535	634	166
7515	Passenger car leasing	—	—	—	—	—
7519	Utility trailer and recreational vehicle rental	2	(D)	(D)	(D)	AA
752	Automobile parking	1	(D)	(D)	(D)	AA
753	Automotive repair shops	187	(D)	(D)	(D)	FF
7532	Top, body, and upholstery repair shops and paint shops	39	9 463	2 577	585	164
7532 pt.	Top and body repair shops	32	6 850	1 690	386	105
7532 pt.	Paint shops	7	2 613	887	199	59
7538	General automotive repair shops	101	(D)	(D)	(D)	EE
7538 pt.	General automotive repair shops, except diesel	95	(D)	(D)	(D)	EE
7538 pt.	Diesel repair shops	6	(D)	(D)	(D)	BB
7533, 4, 6, 7, 9	Other automotive repair shops	47	(D)	(D)	(D)	CC
7533	Automotive exhaust system repair shops	8	2 274	595	142	30
7534	Tire retreading and repair shops	2	(D)	(D)	(D)	AA
7536	Automotive glass replacement shops	5	3 582	980	227	40
7537	Automotive transmission repair shops	13	3 433	942	221	45
7539	Automotive repair shops, n.e.c.	19	(D)	(D)	(D)	BB
7539 pt.	Radiator repair	3	(D)	(D)	(D)	BB
7539 pt.	Brake, front end, and wheel alignment	2	(D)	(D)	(D)	AA
7539 pt.	Automotive electrical and fuel system services	11	1 796	557	120	34
7539 pt.	Other automotive repair shops, n.e.c.	3	(D)	(D)	(D)	AA
754	Automotive services, except repair	37	(D)	(D)	(D)	CC
7542	Carwashes	20	(D)	(D)	(D)	CC
7549	Automotive services, except repair and carwashes	17	(D)	(D)	(D)	BB
76	Miscellaneous repair services	129	30 804	10 371	2 582	566
762	Electrical repair shops	48	(D)	(D)	(D)	EE
7622	Radio and television repair shops	19	(D)	(D)	(D)	BB
7623, 9	Other electrical and electronic repair shops	29	(D)	(D)	(D)	CC
7623	Refrigeration and air-conditioning service and repair shops	6	(D)	(D)	(D)	BB
7629	Electrical and electronic repair shops, n.e.c.	23	9 395	4 012	965	200
763	Watch, clock, and jewelry repair	3	253	31	7	5
764	Reupholstery and furniture repair	17	2 438	554	136	46
769	Miscellaneous repair and related services	61	(D)	(D)	(D)	CC
7692	Welding repair	5	(D)	(D)	(D)	AA
7694	Armature rewinding shops	5	560	173	48	9
7699	Repair shops and related services, n.e.c.	51	(D)	(D)	(D)	CC
78, 79, 84	Amusement and recreation services, including motion pictures and museums	199	123 515	27 660	7 050	2 477
781, 2	Motion picture production, distribution, and services	2	(D)	(D)	(D)	AA
783	Motion picture theaters	13	(D)	(D)	(D)	CC
7832	Motion picture theaters, except drive-in	11	(D)	(D)	(D)	CC
7833	Drive-in motion picture theaters	2	(D)	(D)	(D)	AA
784	Video tape rental	35	(D)	(D)	(D)	CC
792	Theatrical producers (except motion picture), bands, orchestras, and entertainers	5	(D)	(D)	(D)	AA
7922	Theatrical producers (except motion picture) and miscellaneous theatrical services	3	(D)	(D)	(D)	AA
7929	Bands, orchestras, actors, and other entertainers and entertainment groups	2	(D)	(D)	(D)	AA
793	Bowling centers	8	(D)	(D)	(D)	CC
79 ex. 792, 3; 84	Commercial sports and other amusement and recreation services, including museums	136	(D)	(D)	(D)	GG
794	Commercial sports	14	42 243	8 925	2 953	725
7941	Professional sports clubs, managers, promoters	5	(D)	(D)	(D)	CC
7948	Racing, including track operation	9	(D)	(D)	(D)	FF
79 ex. 792, 3, 4; 84	Other amusement and recreation services, including museums	122	(D)	(D)	(D)	GG
791	Dance studios, schools, and halls	8	702	127	41	15
7991	Physical fitness facilities	17	2 848	1 101	238	102
7992	Public golf courses	6	4 995	1 278	307	146
7993	Coin-operated amusement devices	15	7 989	1 692	344	115
7996	Amusement parks	1	(D)	(D)	(D)	AA
7997	Membership sports and recreation clubs	18	(D)	(D)	(D)	FF
7999, 84	Amusement and recreation services, including museums, n.e.c.	57	(D)	(D)	(D)	EE
7999 pt.	Concession operators of amusement devices and rides	2	(D)	(D)	(D)	AA
7999 pt.	Carnivals, circuses, and fairs	2	(D)	(D)	(D)	AA
7999 pt., 84	Other recreation and amusements, including museums	53	(D)	(D)	(D)	EE

Table 6. Summary Statistics for Firms Subject to Federal Income Tax for Counties With 350 Establishments or More: 1992 — Con.

[Includes only establishments with payroll. For meaning of abbreviations and symbols, see introductory text. For explanation of terms and comparability of 1987 and 1992 censuses, see appendix A. For information on geographic areas followed by ▲, see appendix F]

SIC code	Geographic area and kind of business or operation	Establishments (number)	Receipts (\$1,000)	Annual payroll (\$1,000)	First-quarter payroll (\$1,000)	Paid employees for pay period including March 12 (number)
VOLUSIA COUNTY — Con.						
80	Health services	708	520 224	215 171	46 241	8 182
801	Offices and clinics of doctors of medicine	307	231 736	108 195	21 537	2 300
8011 pt.	Offices of doctors of medicine	297	(D)	(D)	(D)	GG
8011 pt.	General medical clinics	10	(D)	(D)	(D)	EE
802	Offices and clinics of dentists	131	(D)	(D)	(D)	FF
803	Offices and clinics of doctors of osteopathy	33	(D)	(D)	(D)	CC
804	Offices and clinics of other health practitioners	124	(D)	(D)	(D)	FF
8041	Offices and clinics of chiropractors	52	12 109	3 564	853	161
8042	Offices and clinics of optometrists	25	(D)	(D)	(D)	CC
8043	Offices and clinics of podiatrists	17	(D)	(D)	(D)	BB
8049	Offices and clinics of health practitioners, n.e.c.	30	(D)	(D)	(D)	CC
805	Nursing and personal care facilities	31	(D)	(D)	(D)	GG
8051	Skilled nursing care facilities	24	65 597	27 906	6 532	2 126
8052	Intermediate care facilities	2	(D)	(D)	(D)	CC
8059	Nursing and personal care facilities, n.e.c.	5	(D)	(D)	(D)	AA
806	Hospitals	3	(D)	(D)	(D)	FF
8062	General medical and surgical hospitals	2	(D)	(D)	(D)	FF
8063, 9	Specialty hospitals	1	(D)	(D)	(D)	BB
807, 8, 9	Other health services	79	(D)	(D)	(D)	GG
807	Medical and dental laboratories	37	13 062	2 954	762	177
8071	Medical laboratories	23	11 025	2 459	642	143
8072	Dental laboratories	14	2 037	495	120	34
808	Home health care services	17	(D)	(D)	(D)	FF
809	Miscellaneous health and allied services, n.e.c.	25	(D)	(D)	(D)	EE
8092	Kidney dialysis centers	5	5 099	1 128	257	49
8093	Specialty outpatient facilities, n.e.c.	15	11 931	5 262	1 260	200
8099	Health and allied services, n.e.c.	5	(D)	(D)	(D)	BB
81	Legal services	242	79 564	34 393	6 893	983
823, 4, 9	Selected educational services	20	(D)	(D)	(D)	CC
823	Libraries	—	—	—	—	—
824	Vocational schools	6	(D)	(D)	(D)	CC
829	Schools and educational services, n.e.c.	14	(D)	(D)	(D)	BB
83	Social services	97	(D)	(D)	(D)	FF
835	Child day care services	60	(D)	(D)	(D)	EE
832, 3, 6, 9	Other social services	37	11 007	4 235	951	321
87 ex. 8733	Engineering, accounting, research, management, and related services (except noncommercial research organizations)	338	96 151	43 497	9 871	1 814
871	Engineering, architectural, and surveying services	93	(D)	(D)	(D)	FF
8711	Engineering services	54	20 265	9 448	2 348	328
8712	Architectural services	18	3 919	1 548	329	51
8713	Surveying services	21	(D)	(D)	(D)	CC
872	Accounting, auditing, and bookkeeping services	127	(D)	(D)	(D)	EE
873 ex. 8733	Research, development, and testing services (except noncommercial research organizations)	13	13 440	7 334	993	162
8731	Commercial physical and biological research	2	(D)	(D)	(D)	AA
8732	Commercial economic, sociological, and educational research	7	10 314	6 010	691	106
8734	Testing laboratories	4	(D)	(D)	(D)	BB
874	Management and public relations services	105	26 945	10 976	2 668	585
8741	Management services	36	(D)	(D)	(D)	EE
8742	Management consulting services	46	(D)	(D)	(D)	BB
8743	Public relations services	4	(D)	(D)	(D)	AA
8744	Facilities support management services	2	(D)	(D)	(D)	AA
8748	Business consulting services, n.e.c.	17	2 800	903	156	31
89	Services, n.e.c.	10	(D)	(D)	(D)	BB

Table 7a. Summary Statistics for Firms Subject to Federal Income Tax for Metropolitan Areas: 1992

[Includes only establishments with payroll. For meaning of abbreviations and symbols, see introductory text. For explanation of terms and comparability of 1987 and 1992 censuses, see appendix A. For definitions of CMSA's, MSA's, and PMSA's, see appendix D]

SIC code	Geographic area and kind of business or operation	Establishments (number)	Receipts (\$1,000)	Annual payroll (\$1,000)	First-quarter payroll (\$1,000)	Paid employees for pay period including March 12 (number)
DAYTONA BEACH, FL MSA						
	Total -----	3 147	1 426 134	500 205	114 124	29 204
70 ex. 704	Hotels, rooming houses, camps, and other lodging places (except membership lodging) -----	243	196 647	49 996	12 905	5 838
7011	Hotels and motels -----	221	189 313	48 312	12 479	5 708
7011 pt.	Hotels -----	75	109 484	30 032	7 830	3 693
7011 pt.	Hotels, 25 guestrooms or more -----	64	107 567	29 761	7 773	3 657
7011 pt.	Hotels, less than 25 guestrooms -----	11	1 917	271	57	36
7011 pt.	Motels, motor hotels, and tourist courts -----	146	79 829	18 280	4 649	2 015
7011 pt.	Motels, tourist courts -----	134	65 124	14 171	3 634	1 552
7011 pt.	Motor hotels -----	12	14 705	4 109	1 015	463
702, 3	Other lodging places -----	22	7 334	1 684	426	130
702	Rooming and boarding houses -----	3	(D)	(D)	(D)	AA
703	Camps and recreational vehicle parks -----	19	(D)	(D)	(D)	CC
72	Personal services -----	364	56 806	19 291	5 140	2 068
721	Laundry, cleaning, and garment services -----	103	19 495	6 099	1 606	658
7211	Power laundries, family and commercial* -----	1	(D)	(D)	(D)	AA
7213	Linen supply* -----	4	(D)	(D)	(D)	EE
7215	Coin-operated laundries and drycleaning -----	34	2 755	474	111	65
7216	Drycleaning plants, except rug cleaning* -----	35	6 450	1 907	456	198
7217	Carpet and upholstery cleaning -----	21	2 416	706	173	82
7218	Industrial laundrers* -----	-	-	-	-	-
7212, 9	Other laundry, cleaning, and garment services* -----	8	(D)	(D)	(D)	BB
7212	Garment pressing, and agents for laundries and drycleaners -----	4	(D)	(D)	(D)	BB
7219	Laundry and garment services, n.e.c.* -----	4	(D)	(D)	(D)	AA
722	Photographic studios, portrait -----	7	1 782	541	130	48
723, 4	Beauty and barber shops -----	196	18 829	7 910	2 119	829
723	Beauty shops -----	194	(D)	(D)	(D)	FF
724	Barber shops -----	2	(D)	(D)	(D)	AA
725	Shoe repair shops and shoeshine parlors -----	4	301	60	14	5
726	Funeral service and crematories -----	25	11 581	2 987	677	175
729	Miscellaneous personal services -----	29	4 818	1 694	594	353
7291	Tax return preparation services -----	10	1 906	1 091	453	285
7299	Miscellaneous personal services, n.e.c. -----	19	2 912	603	141	68
73	Business services -----	470	175 279	61 371	14 419	4 633
731	Advertising -----	23	7 087	2 325	535	130
7311	Advertising agencies -----	15	3 466	1 497	299	61
7312	Outdoor advertising services -----	4	(D)	(D)	(D)	BB
7313	Radio, television, publishers' advertising representatives -----	-	-	-	-	-
7319	Advertising, n.e.c. -----	4	(D)	(D)	(D)	BB
732	Consumer credit reporting agencies, mercantile reporting agencies, and adjustment and collection agencies -----	7	2 212	502	128	34
7322	Adjustment and collection services -----	6	(D)	(D)	(D)	AA
7323	Credit reporting services -----	1	(D)	(D)	(D)	BB
733	Mailing, reproduction, commercial art and photography, and stenographic services -----	39	18 353	3 024	690	177
7331	Direct mail advertising services -----	6	(D)	(D)	(D)	BB
7334	Photocopying and duplicating services -----	4	(D)	(D)	(D)	AA
7335, 6	Commercial photography, art, and graphics -----	14	4 281	869	212	41
7335	Commercial photography -----	4	(D)	(D)	(D)	AA
7336	Commercial art and graphic design -----	10	(D)	(D)	(D)	BB
7338	Secretarial and court reporting services -----	15	3 194	534	114	65
734	Services to dwellings and other buildings -----	128	29 520	11 894	2 987	944
7342	Disinfecting and pest control services -----	51	18 979	7 471	1 940	415
7349	Building cleaning and maintenance services, n.e.c. -----	77	10 541	4 423	1 047	529
735	Miscellaneous equipment rental and leasing -----	59	28 073	7 205	1 617	365
7352	Medical equipment rental and leasing -----	9	6 103	1 271	295	66
7353	Heavy construction equipment rental and leasing -----	10	8 936	2 023	409	78
7359	Equipment rental and leasing, n.e.c. -----	40	13 034	3 911	913	221
736	Personnel supply services -----	34	22 268	13 740	3 210	1 189
7361	Employment agencies -----	15	1 675	563	94	33
7363	Help supply services -----	19	20 593	13 177	3 116	1 156
7363 pt.	Temporary help supply -----	17	(D)	(D)	(D)	FF
7363 pt.	Help supply, except temporary -----	2	(D)	(D)	(D)	CC
737	Computer programming, data processing, and other computer related services -----	38	17 072	5 925	1 452	204
7371, 2, 3	Computer programming, prepackaged software, and integrated systems -----	22	12 722	4 513	1 092	137
7371	Computer programming services -----	18	(D)	(D)	(D)	BB
7372	Prepackaged software -----	1	(D)	(D)	(D)	AA
7373	Computer integrated systems -----	3	(D)	(D)	(D)	BB
7374, 5, 6	Data processing services -----	6	1 432	468	109	23
7374, 5	Computer processing, information retrieval -----	5	(D)	(D)	(D)	BB
7376	Computer facilities management services -----	1	(D)	(D)	(D)	AA
7377, 8, 9	Computer rental and leasing, maintenance, and related services, n.e.c. -----	10	2 918	944	251	44
7377	Computer rental and leasing -----	-	-	-	-	-
7378	Computer maintenance and repair -----	5	1 873	562	138	22
7379	Computer related services, n.e.c. -----	5	1 045	382	113	22

Table 7a. Summary Statistics for Firms Subject to Federal Income Tax for Metropolitan Areas: 1992 — Con.

[Includes only establishments with payroll. For meaning of abbreviations and symbols, see introductory text. For explanation of terms and comparability of 1987 and 1992 censuses, see appendix A. For definitions of CMSA's, MSA's, and PMSA's, see appendix D]

SIC code	Geographic area and kind of business or operation	Establishments (number)	Receipts (\$1,000)	Annual payroll (\$1,000)	First-quarter payroll (\$1,000)	Paid employees for pay period including March 12 (number)
DAYTONA BEACH, FL MSA — Con.						
73	Business services—Con.					
738	Miscellaneous business services	142	50 694	16 756	3 800	1 590
7381, 2	Detective agencies and protective services	27	13 899	6 101	1 509	645
7381	Detective, guard, and armored car services	21	7 416	3 695	996	454
7382	Security systems services	6	6 483	2 406	513	191
7383	News syndicates	—	—	—	—	—
7384	Photofinishing laboratories*	13	2 141	597	140	56
7389	Business services, n.e.c.	102	34 654	10 058	2 151	889
7389 pt.	Sign painting shops	10	2 292	494	101	27
7389 pt.	Interior designing	1	282	123	28	11
7389 pt.	Telephone answering services	9	782	293	71	42
7389 pt.	Other business services	73	30 298	9 148	1 951	809
75	Automotive repair, services, and parking	244	79 541	16 483	3 961	1 095
751	Automotive rental and leasing, without drivers	13	23 564	2 742	695	183
7513	Truck rental and leasing, without drivers	2	(D)	(D)	(D)	AA
7514, 5	Passenger car rental and leasing	9	22 165	2 535	634	166
7514	Passenger car rental	9	22 165	2 535	634	166
7515	Passenger car leasing	—	—	—	—	—
7519	Utility trailer and recreational vehicle rental	2	(D)	(D)	(D)	AA
752	Automobile parking	1	(D)	(D)	(D)	AA
753	Automotive repair shops	192	49 023	12 087	2 861	718
7532	Top, body, and upholstery repair shops and paint shops	39	9 463	2 577	585	164
7532 pt.	Top and body repair shops	32	6 850	1 690	386	105
7532 pt.	Paint shops	7	2 613	887	199	59
7538	General automotive repair shops	105	22 563	5 046	1 271	335
7538 pt.	General automotive repair shops, except diesel	97	20 228	4 390	1 126	302
7538 pt.	Diesel repair shops	8	2 335	656	145	33
7533, 4, 6, 7, 9	Other automotive repair shops	48	16 997	4 464	1 005	219
7533	Automotive exhaust system repair shops	8	2 274	595	142	30
7534	Tire retreading and repair shops	2	(D)	(D)	(D)	AA
7536	Automotive glass replacement shops	5	3 582	980	227	40
7537	Automotive transmission repair shops	13	3 433	942	221	45
7539	Automotive repair shops, n.e.c.	20	(D)	(D)	(D)	BB
7539 pt.	Radiator repair	3	(D)	(D)	(D)	BB
7539 pt.	Brake, front end, and wheel alignment	3	(D)	(D)	(D)	AA
7539 pt.	Automotive electrical and fuel system services	11	1 796	557	120	34
7539 pt.	Other automotive repair shops, n.e.c.	3	(D)	(D)	(D)	AA
754	Automotive services, except repair	38	(D)	(D)	(D)	CC
7542	Carwashes	20	(D)	(D)	(D)	CC
7549	Automotive services, except repair and carwashes	18	3 931	939	215	77
76	Miscellaneous repair services	136	33 137	10 755	2 670	586
762	Electrical repair shops	50	17 138	6 027	1 424	302
7622	Radio and television repair shops	20	5 625	1 499	355	80
7623, 9	Other electrical and electronic repair shops	30	11 513	4 528	1 069	222
7623	Refrigeration and air-conditioning service and repair shops	7	2 118	516	104	22
7629	Electrical and electronic repair shops, n.e.c.	23	9 395	4 012	965	200
763	Watch, clock, and jewelry repair	3	253	31	7	5
764	Reupholstery and furniture repair	17	2 438	554	136	46
769	Miscellaneous repair and related services	66	13 308	4 143	1 103	233
7692	Welding repair	6	1 314	444	104	23
7694	Armature rewinding shops	5	560	173	48	9
7699	Repair shops and related services, n.e.c.	55	11 434	3 526	951	201
78, 79, 84	Amusement and recreation services, including motion pictures and museums	214	136 088	32 105	8 100	2 819
781, 2	Motion picture production, distribution, and services	2	(D)	(D)	(D)	AA
783	Motion picture theaters	14	9 078	1 264	300	170
7832	Motion picture theaters, except drive-in	12	(D)	(D)	(D)	CC
7833	Drive-in motion picture theaters	2	(D)	(D)	(D)	AA
784	Video tape rental	36	7 901	1 263	331	151
792	Theatrical producers (except motion picture), bands, orchestras, and entertainers	6	(D)	(D)	(D)	AA
7922	Theatrical producers (except motion picture) and miscellaneous theatrical services	3	(D)	(D)	(D)	AA
7929	Bands, orchestras, actors, and other entertainers and entertainment groups	3	(D)	(D)	(D)	AA
793	Bowling centers	9	5 496	1 337	294	140
79 ex. 792, 3, 84	Commercial sports and other amusement and recreation services, including museums	147	110 977	27 939	7 098	2 341
794	Commercial sports	14	42 243	8 925	2 953	725
7941	Professional sports clubs, managers, promoters	5	(D)	(D)	(D)	CC
7948	Racing, including track operation	9	(D)	(D)	(D)	FF
79 ex. 792, 3, 4, 84	Other amusement and recreation services, including museums	133	68 734	19 014	4 145	1 616
791	Dance studios, schools, and halls	8	702	127	41	15
7991	Physical fitness facilities	17	2 848	1 101	238	102
7992	Public golf courses	6	4 995	1 278	307	146
7993	Coin-operated amusement devices	15	7 989	1 692	344	115
7996	Amusement parks	2	(D)	(D)	(D)	CC
7997	Membership sports and recreation clubs	25	24 561	8 924	2 145	755
7999, 84	Amusement and recreation services, including museums, n.e.c.	60	(D)	(D)	(D)	EE
7999 pt.	Concession operators of amusement devices and rides	2	(D)	(D)	(D)	AA
7999 pt.	Carnivals, circuses, and fairs	2	(D)	(D)	(D)	AA
7999 pt., 84	Other recreation and amusements, including museums	56	(D)	(D)	(D)	EE

Table 7a. Summary Statistics for Firms Subject to Federal Income Tax for Metropolitan Areas: 1992 — Con.

[Includes only establishments with payroll. For meaning of abbreviations and symbols, see introductory text. For explanation of terms and comparability of 1987 and 1992 censuses, see appendix A. For definitions of CMSA's, MSA's, and PMSA's, see appendix D]

SIC code	Geographic area and kind of business or operation	Establishments (number)	Receipts (\$1,000)	Annual payroll (\$1,000)	First-quarter payroll (\$1,000)	Paid employees for pay period including March 12 (number)
DAYTONA BEACH, FL MSA — Con.						
80	Health services -----	740	534 599	220 026	47 260	8 371
801	Offices and clinics of doctors of medicine -----	320	240 124	110 189	21 914	2 363
8011 pt.	Offices of doctors of medicine -----	309	(D)	(D)	(D)	GG
8011 pt.	General medical clinics -----	11	(D)	(D)	(D)	EE
802	Offices and clinics of dentists -----	137	48 871	19 086	4 167	805
803	Offices and clinics of doctors of osteopathy -----	34	13 372	4 658	1 020	187
804	Offices and clinics of other health practitioners -----	133	36 205	13 088	2 896	536
8041	Offices and clinics of chiropractors -----	57	12 791	3 709	881	168
8042	Offices and clinics of optometrists -----	26	9 120	4 091	774	111
8043	Offices and clinics of podiatrists -----	18	2 958	943	172	49
8049	Offices and clinics of health practitioners, n.e.c. -----	32	11 336	4 345	1 069	208
805	Nursing and personal care facilities -----	33	73 199	31 538	7 365	2 394
8051	Skilled nursing care facilities -----	26	(D)	(D)	(D)	GG
8052	Intermediate care facilities -----	2	(D)	(D)	(D)	CC
8059	Nursing and personal care facilities, n.e.c. -----	5	(D)	(D)	(D)	AA
806	Hospitals -----	3	(D)	(D)	(D)	FF
8062	General medical and surgical hospitals -----	2	(D)	(D)	(D)	FF
8063, 9	Specialty hospitals -----	1	(D)	(D)	(D)	BB
807, 8, 9	Other health services -----	80	(D)	(D)	(D)	GG
807	Medical and dental laboratories -----	37	13 062	2 954	762	177
8071	Medical laboratories -----	23	11 025	2 459	642	143
8072	Dental laboratories -----	14	2 037	495	120	34
808	Home health care services -----	18	29 742	10 804	2 511	705
809	Miscellaneous health and allied services, n.e.c. -----	25	(D)	(D)	(D)	EE
8092	Kidney dialysis centers -----	5	5 099	1 128	257	49
8093	Specialty outpatient facilities, n.e.c. -----	15	11 931	5 262	1 260	200
8099	Health and allied services, n.e.c. -----	5	(D)	(D)	(D)	BB
81	Legal services -----	251	81 536	35 368	7 153	1 008
823, 4, 9	Selected educational services -----	21	13 379	2 183	554	135
823	Libraries -----	—	—	—	—	—
824	Vocational schools -----	6	(D)	(D)	(D)	CC
829	Schools and educational services, n.e.c. -----	15	(D)	(D)	(D)	BB
83	Social services -----	103	19 563	7 945	1 848	775
835	Child day care services -----	63	8 096	3 499	861	449
832, 3, 6, 9	Other social services -----	40	11 467	4 446	987	326
87 ex. 8733	Engineering, accounting, research, management, and related services (except noncommercial research organizations) -----	350	97 552	44 048	9 973	1 849
871	Engineering, architectural, and surveying services -----	94	33 171	15 919	3 852	603
8711	Engineering services -----	54	20 265	9 448	2 348	328
8712	Architectural services -----	18	3 919	1 548	329	51
8713	Surveying services -----	22	8 987	4 923	1 175	224
872	Accounting, auditing, and bookkeeping services -----	134	23 805	9 755	2 444	491
873 ex. 8733	Research, development, and testing services (except noncommercial research organizations) -----	13	13 440	7 334	993	162
8731	Commercial physical and biological research -----	2	(D)	(D)	(D)	AA
8732	Commercial economic, sociological, and educational research -----	7	10 314	6 010	691	106
8734	Testing laboratories -----	4	(D)	(D)	(D)	BB
874	Management and public relations services -----	109	27 136	11 040	2 684	593
8741	Management services -----	37	15 814	6 845	1 777	477
8742	Management consulting services -----	49	7 796	3 103	707	78
8743	Public relations services -----	4	(D)	(D)	(D)	AA
8744	Facilities support management services -----	2	(D)	(D)	(D)	AA
8748	Business consulting services, n.e.c. -----	17	2 800	903	156	31
89	Services, n.e.c. -----	11	2 007	634	141	27
FORT MYERS—CAPE CORAL, FL MSA						
	Total -----	3 008	1 739 169	687 937	161 469	31 388
70 ex. 704	Hotels, rooming houses, camps, and other lodging places (except membership lodging) -----	118	206 221	52 840	13 616	4 425
7011	Hotels and motels -----	99	197 658	51 334	13 199	4 308
7011 pt.	Hotels -----	37	151 947	40 229	10 697	3 387
7011 pt.	Hotels, 25 guestrooms or more -----	34	151 575	40 197	10 689	3 383
7011 pt.	Hotels, less than 25 guestrooms -----	3	372	—	8	4
7011 pt.	Motels, motor hotels, and tourist courts -----	62	45 711	11 105	2 502	921
7011 pt.	Motels, tourist courts -----	53	38 128	9 630	2 149	800
7011 pt.	Motor hotels -----	9	7 583	1 475	353	121
702, 3	Other lodging places -----	19	8 563	1 506	417	117
702	Rooming and boarding houses -----	1	(D)	(D)	(D)	AA
703	Camps and recreational vehicle parks -----	18	(D)	(D)	(D)	CC

Table 7a. Summary Statistics for Firms Subject to Federal Income Tax for Metropolitan Areas: 1992—Con.

[Includes only establishments with payroll. For meaning of abbreviations and symbols, see introductory text. For explanation of terms and comparability of 1987 and 1992 censuses, see appendix A. For definitions of CMSA's, MSA's, and PMSA's, see appendix D]

SIC code	Geographic area and kind of business or operation	Establishments (number)	Receipts (\$1,000)	Annual payroll (\$1,000)	First-quarter payroll (\$1,000)	Paid employees for pay period including March 12 (number)
FORT MYERS—CAPE CORAL, FL MSA—Con.						
72	Personal services	290	67 311	21 830	5 889	2 063
721	Laundry, cleaning, and garment services	81	31 438	9 130	2 467	718
7211	Power laundries, family and commercial*	—	—	—	—	—
7213	Linen supply*	2	(D)	(D)	(D)	CC
7215	Coin-operated laundries and drycleaning	16	(D)	(D)	(D)	BB
7216	Drycleaning plants, except rug cleaning*	25	5 258	1 685	475	195
7217	Carpet and upholstery cleaning	26	5 763	1 454	356	105
7218	Industrial launderers*	2	(D)	(D)	(D)	BB
7212, 9	Other laundry, cleaning, and garment services*	10	(D)	(D)	(D)	BB
7212	Garment pressing, and agents for laundries and drycleaners	5	(D)	(D)	(D)	BB
7219	Laundry and garment services, n.e.c.*	5	(D)	(D)	(D)	AA
722	Photographic studios, portrait	9	2 429	514	95	33
723, 4	Beauty and barber shops	158	19 774	8 145	2 180	731
723	Beauty shops	156	(D)	(D)	(D)	FF
724	Barber shops	2	(D)	(D)	(D)	AA
725	Shoe repair shops and shoeshine parlors	3	(D)	(D)	(D)	AA
726	Funeral service and crematories	11	6 131	1 736	437	78
729	Miscellaneous personal services	28	(D)	(D)	(D)	EE
7291	Tax return preparation services	10	2 471	1 124	446	293
7299	Miscellaneous personal services, n.e.c.	18	(D)	(D)	(D)	CC
73	Business services	530	234 861	105 693	24 691	7 165
731	Advertising	35	15 640	3 967	900	135
7311	Advertising agencies	28	9 977	3 255	749	111
7312	Outdoor advertising services	4	(D)	(D)	(D)	AA
7313	Radio, television, publishers' advertising representatives	1	(D)	(D)	(D)	AA
7319	Advertising, n.e.c.	2	(D)	(D)	(D)	AA
732	Consumer credit reporting agencies, mercantile reporting agencies, and adjustment and collection agencies	12	5 215	1 788	369	78
7322	Adjustment and collection services	8	(D)	(D)	(D)	BB
7323	Credit reporting services	4	(D)	(D)	(D)	BB
733	Mailing, reproduction, commercial art and photography, and stenographic services	50	10 614	2 284	542	138
7331	Direct mail advertising services	6	2 798	394	88	19
7334	Photocopying and duplicating services	11	2 835	754	162	49
7335, 6	Commercial photography, art, and graphics	24	2 963	797	205	52
7335	Commercial photography	6	1 058	270	71	14
7336	Commercial art and graphic design	18	1 905	527	134	38
7338	Secretarial and court reporting services	9	2 018	339	87	18
734	Services to dwellings and other buildings	141	27 392	11 038	2 609	897
7342	Disinfecting and pest control services	50	17 218	6 836	1 636	353
7349	Building cleaning and maintenance services, n.e.c.	91	10 174	4 202	973	544
735	Miscellaneous equipment rental and leasing	45	25 068	5 612	1 285	252
7352	Medical equipment rental and leasing	4	4 323	1 228	301	39
7353	Heavy construction equipment rental and leasing	7	9 540	1 451	403	62
7359	Equipment rental and leasing, n.e.c.	34	11 205	2 933	581	151
736	Personnel supply services	53	85 277	58 954	13 610	4 098
7361	Employment agencies	10	724	277	85	30
7363	Help supply services	43	84 553	58 677	13 525	4 068
7363 pt.	Temporary help supply	36	63 832	41 769	10 629	3 122
7363 pt.	Help supply, except temporary	7	20 721	16 908	2 896	946
737	Computer programming, data processing, and other computer related services	45	16 311	5 216	1 286	239
7371, 2, 3	Computer programming, prepackaged software, and integrated systems	20	4 013	947	240	33
7371	Computer programming services	14	2 375	665	129	26
7372	Prepackaged software	3	(D)	(D)	(D)	AA
7373	Computer integrated systems	3	(D)	(D)	(D)	AA
7374, 5, 6	Data processing services	13	9 652	3 264	800	176
7374, 5	Computer processing, information retrieval	13	9 652	3 264	800	176
7376	Computer facilities management services	—	—	—	—	—
7377, 8, 9	Computer rental and leasing, maintenance, and related services, n.e.c.	12	2 646	1 005	246	30
7377	Computer rental and leasing	—	—	—	—	—
7378	Computer maintenance and repair	7	1 849	847	214	24
7379	Computer related services, n.e.c.	5	797	158	32	6
738	Miscellaneous business services	149	49 344	16 834	4 090	1 328
7381, 2	Detective agencies and protective services	29	14 988	6 823	1 628	625
7381	Detective, guard, and armored car services	19	7 654	4 699	1 127	523
7382	Security systems services	10	7 334	2 124	501	102
7383	News syndicates	—	—	—	—	—
7384	Photofinishing laboratories*	21	3 217	854	194	78
7389	Business services, n.e.c.	99	31 139	9 157	2 268	625
7389 pt.	Sign painting shops	5	937	382	89	24
7389 pt.	Interior designing	18	5 618	827	227	54
7389 pt.	Telephone answering services	4	997	502	121	44
7389 pt.	Other business services	72	23 587	7 446	1 831	503

Table 7a. Summary Statistics for Firms Subject to Federal Income Tax for Metropolitan Areas: 1992 — Con.

[Includes only establishments with payroll. For meaning of abbreviations and symbols, see introductory text. For explanation of terms and comparability of 1987 and 1992 censuses, see appendix A. For definitions of CMSA's, MSA's, and PMSA's, see appendix D]

SIC code	Geographic area and kind of business or operation	Establishments (number)	Receipts (\$1,000)	Annual payroll (\$1,000)	First-quarter payroll (\$1,000)	Paid employees for pay period including March 12 (number)
FORT MYERS—CAPE CORAL, FL MSA — Con.						
75	Automotive repair, services, and parking -----	264	145 750	29 139	8 294	1 636
751	Automotive rental and leasing, without drivers -----	18	72 576	9 322	3 475	571
7513	Truck rental and leasing, without drivers -----	4	(D)	(D)	(D)	AA
7514, 5	Passenger car rental and leasing -----	13	68 803	8 859	3 376	551
7514	Passenger car rental -----	12	(D)	(D)	(D)	FF
7515	Passenger car leasing -----	1	(D)	(D)	(D)	AA
7519	Utility trailer and recreational vehicle rental -----	1	(D)	(D)	(D)	AA
752	Automobile parking -----	2	(D)	(D)	(D)	BB
753	Automotive repair shops -----	216	65 573	17 602	4 278	879
7532	Top, body, and upholstery repair shops and paint shops -----	49	17 970	5 115	1 378	268
7532 pt.	Top and body repair shops -----	46	16 818	4 822	1 257	232
7532 pt.	Paint shops -----	3	1 152	293	121	36
7538	General automotive repair shops -----	119	29 174	7 333	1 678	371
7538 pt.	General automotive repair shops, except diesel -----	112	27 143	6 870	1 580	341
7538 pt.	Diesel repair shops -----	7	2 031	463	98	30
7533, 4, 6, 7, 9	Other automotive repair shops -----	48	18 429	5 154	1 222	240
7533	Automotive exhaust system repair shops -----	5	1 438	170	37	10
7534	Tire retreading and repair shops -----	2	(D)	(D)	(D)	AA
7536	Automotive glass replacement shops -----	5	1 454	341	69	16
7537	Automotive transmission repair shops -----	13	3 659	1 291	325	61
7539	Automotive repair shops, n.e.c. -----	23	(D)	(D)	(D)	CC
7539 pt.	Radiator repair -----	4	4 110	1 364	326	54
7539 pt.	Brake, front end, and wheel alignment -----	7	3 767	978	202	37
7539 pt.	Automotive electrical and fuel system services -----	5	944	356	120	27
7539 pt.	Other automotive repair shops, n.e.c. -----	7	(D)	(D)	(D)	BB
754	Automotive services, except repair -----	28	(D)	(D)	(D)	CC
7542	Carwashes -----	15	(D)	(D)	(D)	BB
7549	Automotive services, except repair and carwashes -----	13	3 326	951	225	58
76	Miscellaneous repair services -----	142	37 961	11 630	2 790	638
762	Electrical repair shops -----	48	20 118	6 826	1 600	369
7622	Radio and television repair shops -----	11	3 971	1 281	325	62
7623, 9	Other electrical and electronic repair shops -----	37	16 147	5 545	1 275	307
7623	Refrigeration and air-conditioning service and repair shops -----	10	5 716	1 246	193	76
7629	Electrical and electronic repair shops, n.e.c. -----	27	10 431	4 299	1 082	231
763	Watch, clock, and jewelry repair -----	3	(D)	(D)	(D)	AA
764	Reupholstery and furniture repair -----	11	1 313	462	121	32
769	Miscellaneous repair and related services -----	80	(D)	(D)	(D)	CC
7692	Welding repair -----	8	1 234	310	79	21
7694	Armature rewinding shops -----	4	779	105	22	7
7699	Repair shops and related services, n.e.c. -----	68	(D)	(D)	(D)	CC
78, 79, 84	Amusement and recreation services, including motion pictures and museums -----	186	88 796	26 572	6 891	2 451
781, 2	Motion picture production, distribution, and services -----	12	2 209	667	146	40
783	Motion picture theaters -----	7	(D)	(D)	(D)	CC
7832	Motion picture theaters, except drive-in -----	6	(D)	(D)	(D)	CC
7833	Drive-in motion picture theaters -----	1	(D)	(D)	(D)	AA
784	Video tape rental -----	35	4 767	1 060	268	135
792	Theatrical producers (except motion picture), bands, orchestras, and entertainers -----	8	(D)	(D)	(D)	AA
7922	Theatrical producers (except motion picture) and miscellaneous theatrical services -----	5	(D)	(D)	(D)	AA
7929	Bands, orchestras, actors, and other entertainers and entertainment groups -----	3	(D)	(D)	(D)	AA
793	Bowling centers -----	6	2 715	775	189	71
79 ex. 792, 3; 84	Commercial sports and other amusement and recreation services, including museums -----	118	73 421	23 147	6 038	2 086
794	Commercial sports -----	9	(D)	(D)	(D)	EE
7941	Professional sports clubs, managers, promoters -----	3	(D)	(D)	(D)	BB
7948	Racing, including track operation -----	6	(D)	(D)	(D)	EE
79 ex. 792, 3, 4; 84	Other amusement and recreation services, including museums -----	109	(D)	(D)	(D)	GG
791	Dance studios, schools, and halls -----	5	1 052	365	94	30
7991	Physical fitness facilities -----	13	2 613	1 093	280	153
7992	Public golf courses -----	9	7 863	3 276	685	228
7993	Coin-operated amusement devices -----	8	2 167	329	83	30
7996	Amusement parks -----	2	(D)	(D)	(D)	BB
7997	Membership sports and recreation clubs -----	22	27 296	10 312	2 890	811
7999, 84	Amusement and recreation services, including museums, n.e.c. -----	50	(D)	(D)	(D)	EE
7999 pt.	Concession operators of amusement devices and rides -----	1	(D)	(D)	(D)	BB
7999 pt.	Carnivals, circuses, and fairs -----	—	—	—	—	—
7999 pt., 84	Other recreation and amusements, including museums -----	49	14 770	3 639	896	335

Table 7a. Summary Statistics for Firms Subject to Federal Income Tax for Metropolitan Areas: 1992 — Con.

[Includes only establishments with payroll. For meaning of abbreviations and symbols, see introductory text. For explanation of terms and comparability of 1987 and 1992 censuses, see appendix A. For definitions of CMSA's, MSA's, and PMSA's, see appendix D]

SIC code	Geographic area and kind of business or operation	Establishments (number)	Receipts (\$1,000)	Annual payroll (\$1,000)	First-quarter payroll (\$1,000)	Paid employees for pay period including March 12 (number)
FORT MYERS—CAPE CORAL, FL MSA — Con.						
80	Health services -----	714	664 849	309 631	70 212	8 228
801	Offices and clinics of doctors of medicine -----	331	299 570	182 677	38 384	2 550
8011 pt.	Offices of doctors of medicine -----	322	292 280	178 641	37 484	2 434
8011 pt.	General medical clinics -----	9	7 290	4 036	900	116
802	Offices and clinics of dentists -----	132	51 316	19 239	4 638	701
803	Offices and clinics of doctors of osteopathy -----	34	12 700	4 951	1 095	169
804	Offices and clinics of other health practitioners -----	145	40 179	13 508	2 941	542
8041	Offices and clinics of chiropractors -----	64	13 057	4 442	1 011	174
8042	Offices and clinics of optometrists -----	26	8 508	2 460	552	126
8043	Offices and clinics of podiatrists -----	23	7 610	2 175	520	87
8049	Offices and clinics of health practitioners, n.e.c. -----	32	11 004	4 431	858	155
805	Nursing and personal care facilities -----	13	44 198	18 157	4 321	1 232
8051	Skilled nursing care facilities -----	10	(D)	(D)	(D)	GG
8052	Intermediate care facilities -----	1	(D)	(D)	(D)	BB
8059	Nursing and personal care facilities, n.e.c. -----	2	(D)	(D)	(D)	BB
806	Hospitals -----	5	(D)	(D)	(D)	GG
8062	General medical and surgical hospitals -----	3	(D)	(D)	(D)	GG
8063, 9	Specialty hospitals -----	2	(D)	(D)	(D)	CC
807, 8, 9	Other health services -----	54	(D)	(D)	(D)	FF
807	Medical and dental laboratories -----	26	8 231	2 567	614	127
8071	Medical laboratories -----	12	5 465	1 296	311	61
8072	Dental laboratories -----	14	2 766	1 271	303	66
808	Home health care services -----	14	15 295	7 871	1 781	460
809	Miscellaneous health and allied services, n.e.c. -----	14	(D)	(D)	(D)	CC
8092	Kidney dialysis centers -----	1	(D)	(D)	(D)	AA
8093	Specialty outpatient facilities, n.e.c. -----	11	(D)	(D)	(D)	CC
8099	Health and allied services, n.e.c. -----	2	(D)	(D)	(D)	AA
81	Legal services -----	203	98 005	47 837	10 365	1 240
823, 4, 9	Selected educational services -----	14	2 584	998	253	75
823	Libraries -----	—	—	—	—	—
824	Vocational schools -----	6	2 122	831	212	51
829	Schools and educational services, n.e.c. -----	8	462	167	41	24
83	Social services -----	103	40 268	16 050	4 095	1 249
835	Child day care services -----	65	8 952	3 907	948	478
832, 3, 6, 9	Other social services -----	38	31 316	12 143	3 147	771
87 ex. 8733	Engineering, accounting, research, management, and related services (except noncommercial research organizations) -----	416	145 428	62 756	13 729	2 117
871	Engineering, architectural, and surveying services -----	130	67 489	30 157	6 655	901
8711	Engineering services -----	75	46 563	21 573	4 792	615
8712	Architectural services -----	33	10 764	3 479	823	115
8713	Surveying services -----	22	10 162	5 105	1 040	171
872	Accounting, auditing, and bookkeeping services -----	151	38 974	18 297	4 175	736
873 ex. 8733	Research, development, and testing services (except noncommercial research organizations) -----	14	2 581	1 050	241	47
8731	Commercial physical and biological research -----	2	(D)	(D)	(D)	AA
8732	Commercial economic, sociological, and educational research -----	4	(D)	(D)	(D)	AA
8734	Testing laboratories -----	8	(D)	(D)	(D)	BB
874	Management and public relations services -----	121	36 384	13 252	2 658	433
8741	Management services -----	46	21 367	7 504	1 353	254
8742	Management consulting services -----	48	10 613	4 790	1 149	136
8743	Public relations services -----	5	(D)	(D)	(D)	AA
8744	Facilities support management services -----	—	—	—	—	—
8748	Business consulting services, n.e.c. -----	22	(D)	(D)	(D)	BB
89	Services, n.e.c. -----	28	7 135	2 961	644	101
FORT PIERCE—PORT ST. LUCIE, FL MSA						
	Total -----	2 035	972 683	373 149	82 361	16 836
70 ex. 704	Hotels, rooming houses, camps, and other lodging places (except membership lodging) -----	51	62 908	17 649	4 257	1 566
7011	Hotels and motels -----	47	61 119	17 231	4 125	1 518
7011 pt.	Hotels -----	17	50 536	15 157	3 532	1 291
7011 pt.	Hotels, 25 guestrooms or more -----	15	(D)	(D)	(D)	GG
7011 pt.	Hotels, less than 25 guestrooms -----	2	(D)	(D)	(D)	AA
7011 pt.	Motels, motor hotels, and tourist courts -----	30	10 583	2 074	593	227
7011 pt.	Motels, tourist courts -----	26	8 355	1 628	478	173
7011 pt.	Motor hotels -----	4	2 228	446	115	54
702, 3	Other lodging places -----	4	1 789	418	132	48
702	Rooming and boarding houses -----	1	(D)	(D)	(D)	AA
703	Camps and recreational vehicle parks -----	3	(D)	(D)	(D)	BB

Table 7a. Summary Statistics for Firms Subject to Federal Income Tax for Metropolitan Areas: 1992 — Con.

[Includes only establishments with payroll. For meaning of abbreviations and symbols, see introductory text. For explanation of terms and comparability of 1987 and 1992 censuses, see appendix A. For definitions of CMSA's, MSA's, and PMSA's, see appendix D]

SIC code	Geographic area and kind of business or operation	Establishments (number)	Receipts (\$1,000)	Annual payroll (\$1,000)	First-quarter payroll (\$1,000)	Paid employees for pay period including March 12 (number)
FORT PIERCE—PORT ST. LUCIE, FL MSA — Con.						
72	Personal services	216	33 806	11 977	3 201	1 103
721	Laundry, cleaning, and garment services	58	11 200	3 734	972	307
7211	Power laundries, family and commercial*	2	(D)	(D)	(D)	AA
7213	Linen supply*	2	(D)	(D)	(D)	BB
7215	Coin-operated laundries and drycleaning	21	2 319	476	138	73
7216	Drycleaning plants, except rug cleaning*	13	3 422	1 253	315	109
7217	Carpet and upholstery cleaning	16	3 008	1 231	334	71
7218	Industrial launderers*	—	—	—	—	—
7212, 9	Other laundry, cleaning, and garment services*	4	(D)	(D)	(D)	AA
7212	Garment pressing, and agents for laundries and drycleaners	2	(D)	(D)	(D)	AA
7219	Laundry and garment services, n.e.c.*	2	(D)	(D)	(D)	AA
722	Photographic studios, portrait	9	1 659	440	111	38
723, 4	Beauty and barber shops	119	11 997	4 826	1 362	486
723	Beauty shops	116	(D)	(D)	(D)	EE
724	Barber shops	3	(D)	(D)	(D)	AA
725	Shoe repair shops and shoeshine parlors	1	(D)	(D)	(D)	AA
726	Funeral service and crematories	11	5 119	1 830	418	66
729	Miscellaneous personal services	18	(D)	(D)	(D)	CC
7291	Tax return preparation services	4	1 157	639	218	152
7299	Miscellaneous personal services, n.e.c.	14	(D)	(D)	(D)	BB
73	Business services	320	113 649	43 337	10 647	2 621
731	Advertising	17	7 797	1 393	345	68
7311	Advertising agencies	14	(D)	(D)	(D)	BB
7312	Outdoor advertising services	—	—	—	—	—
7313	Radio, television, publishers' advertising representatives	2	(D)	(D)	(D)	AA
7319	Advertising, n.e.c.	1	(D)	(D)	(D)	AA
732	Consumer credit reporting agencies, mercantile reporting agencies, and adjustment and collection agencies	2	(D)	(D)	(D)	AA
7322	Adjustment and collection services	1	(D)	(D)	(D)	AA
7323	Credit reporting services	1	(D)	(D)	(D)	AA
733	Mailing, reproduction, commercial art and photography, and stenographic services	28	5 806	1 138	235	68
7331	Direct mail advertising services	8	1 800	426	98	21
7334	Photocopying and duplicating services	3	241	64	16	6
7335, 6	Commercial photography, art, and graphics	9	2 235	491	84	27
7335	Commercial photography	2	(D)	(D)	(D)	AA
7336	Commercial art and graphic design	7	(D)	(D)	(D)	BB
7338	Secretarial and court reporting services	8	1 530	157	37	14
734	Services to dwellings and other buildings	77	19 848	7 943	1 815	514
7342	Disinfecting and pest control services	30	14 111	5 641	1 195	261
7349	Building cleaning and maintenance services, n.e.c.	47	5 737	2 302	620	253
735	Miscellaneous equipment rental and leasing	40	15 025	4 007	862	186
7352	Medical equipment rental and leasing	4	(D)	(D)	(D)	AA
7353	Heavy construction equipment rental and leasing	9	(D)	(D)	(D)	BB
7359	Equipment rental and leasing, n.e.c.	27	9 444	2 799	578	136
736	Personnel supply services	27	14 861	9 532	2 684	693
7361	Employment agencies	10	1 480	498	179	31
7363	Help supply services	17	13 381	9 034	2 505	662
7363 pt.	Temporary help supply	14	11 480	7 408	2 132	553
7363 pt.	Help supply, except temporary	3	1 901	1 626	373	109
737	Computer programming, data processing, and other computer related services	25	13 045	3 662	777	120
7371, 2, 3	Computer programming, prepackaged software, and integrated systems	11	7 439	1 748	347	49
7371	Computer programming services	6	2 769	860	131	16
7372	Prepackaged software	3	(D)	(D)	(D)	BB
7373	Computer integrated systems	2	(D)	(D)	(D)	AA
7374, 5, 6	Data processing services	6	(D)	(D)	(D)	BB
7374, 5	Computer processing, information retrieval	6	(D)	(D)	(D)	BB
7376	Computer facilities management services	—	—	—	—	—
7377, 8, 9	Computer rental and leasing, maintenance, and related services, n.e.c.	8	(D)	(D)	(D)	BB
7377	Computer rental and leasing	—	—	—	—	—
7378	Computer maintenance and repair	4	1 106	613	146	19
7379	Computer related services, n.e.c.	4	(D)	(D)	(D)	AA
738	Miscellaneous business services	104	(D)	(D)	(D)	FF
7381, 2	Detective agencies and protective services	25	17 666	10 677	2 743	628
7381	Detective, guard, and armored car services	19	12 640	9 211	2 396	568
7382	Security systems services	6	5 026	1 466	347	60
7383	News syndicates	—	—	—	—	—
7384	Photofinishing laboratories*	11	1 728	347	91	33
7389	Business services, n.e.c.	68	(D)	(D)	(D)	EE
7389 pt.	Sign painting shops	3	(D)	(D)	(D)	AA
7389 pt.	Interior designing	12	2 928	205	46	20
7389 pt.	Telephone answering services	3	(D)	(D)	(D)	BB
7389 pt.	Other business services	50	13 986	4 073	948	249

Table 7a. Summary Statistics for Firms Subject to Federal Income Tax for Metropolitan Areas: 1992 — Con.

[Includes only establishments with payroll. For meaning of abbreviations and symbols, see introductory text. For explanation of terms and comparability of 1987 and 1992 censuses, see appendix A. For definitions of CMSA's, MSA's, and PMSA's, see appendix D]

SIC code	Geographic area and kind of business or operation	Establishments (number)	Receipts (\$1,000)	Annual payroll (\$1,000)	First-quarter payroll (\$1,000)	Paid employees for pay period including March 12 (number)
FORT PIERCE—PORT ST. LUCIE, FL MSA — Con.						
75	Automotive repair, services, and parking	178	57 958	12 698	3 074	684
751	Automotive rental and leasing, without drivers	8	10 983	1 021	235	52
7513	Truck rental and leasing, without drivers	2	(D)	(D)	(D)	AA
7514, 5	Passenger car rental and leasing	5	(D)	(D)	(D)	BB
7514	Passenger car rental	5	(D)	(D)	(D)	BB
7515	Passenger car leasing	—	—	—	—	—
7519	Utility trailer and recreational vehicle rental	1	(D)	(D)	(D)	AA
752	Automobile parking	—	—	—	—	—
753	Automotive repair shops	146	40 499	9 885	2 413	506
7532	Top, body, and upholstery repair shops and paint shops	34	8 121	2 067	517	125
7532 pt.	Top and body repair shops	27	6 420	1 576	383	95
7532 pt.	Paint shops	7	1 701	491	134	30
7538	General automotive repair shops	77	21 718	5 328	1 308	251
7538 pt.	General automotive repair shops, except diesel	69	16 901	4 005	955	189
7538 pt.	Diesel repair shops	8	4 817	1 323	353	62
7533, 4, 6, 7, 9	Other automotive repair shops	35	10 660	2 490	588	130
7533	Automotive exhaust system repair shops	5	(D)	(D)	(D)	AA
7534	Tire retreading and repair shops	—	—	—	—	—
7536	Automotive glass replacement shops	4	2 346	462	111	19
7537	Automotive transmission repair shops	8	2 009	510	115	29
7539	Automotive repair shops, n.e.c.	18	(D)	(D)	(D)	BB
7539 pt.	Radiator repair	5	1 475	290	68	20
7539 pt.	Brake, front end, and wheel alignment	4	1 850	556	145	19
7539 pt.	Automotive electrical and fuel system services	7	1 479	327	69	23
7539 pt.	Other automotive repair shops, n.e.c.	2	(D)	(D)	(D)	AA
754	Automotive services, except repair	24	6 476	1 792	426	126
7542	Carwashes	9	1 266	326	74	36
7549	Automotive services, except repair and carwashes	15	5 210	1 466	352	90
76	Miscellaneous repair services	94	22 443	7 265	1 741	411
762	Electrical repair shops	38	12 447	4 681	1 097	251
7622	Radio and television repair shops	7	2 960	1 118	189	43
7623, 9	Other electrical and electronic repair shops	31	9 487	3 563	908	208
7623	Refrigeration and air-conditioning service and repair shops	12	3 640	1 074	247	56
7629	Electrical and electronic repair shops, n.e.c.	19	5 847	2 489	661	152
763	Watch, clock, and jewelry repair	3	(D)	(D)	(D)	AA
764	Reupholstery and furniture repair	11	859	240	83	29
769	Miscellaneous repair and related services	42	(D)	(D)	(D)	CC
7692	Welding repair	7	805	148	29	7
7694	Armature rewinding shops	4	613	171	43	12
7699	Repair shops and related services, n.e.c.	31	(D)	(D)	(D)	CC
78, 79, 84	Amusement and recreation services, including motion pictures and museums	108	75 428	24 700	5 918	1 891
781, 2	Motion picture production, distribution, and services	1	(D)	(D)	(D)	AA
783	Motion picture theaters	8	4 135	668	170	109
7832	Motion picture theaters, except drive-in	8	4 135	668	170	109
7833	Drive-in motion picture theaters	—	—	—	—	—
784	Video tape rental	16	4 019	578	163	73
792	Theatrical producers (except motion picture), bands, orchestras, and entertainers	3	(D)	(D)	(D)	BB
7922	Theatrical producers (except motion picture) and miscellaneous theatrical services	—	—	—	—	—
7929	Bands, orchestras, actors, and other entertainers and entertainment groups	3	(D)	(D)	(D)	BB
793	Bowling centers	5	4 424	1 205	277	118
79 ex. 792, 3, 84	Commercial sports and other amusement and recreation services, including museums	75	59 855	21 815	5 211	1 554
794	Commercial sports	4	(D)	(D)	(D)	CC
7941	Professional sports clubs, managers, promoters	1	(D)	(D)	(D)	CC
7948	Racing, including track operation	3	(D)	(D)	(D)	AA
79 ex. 792, 3, 4, 84	Other amusement and recreation services, including museums	71	(D)	(D)	(D)	GG
791	Dance studios, schools, and halls	7	914	197	47	33
7991	Physical fitness facilities	8	2 154	444	73	55
7992	Public golf courses	2	(D)	(D)	(D)	AA
7993	Coin-operated amusement devices	4	2 158	197	63	19
7996	Amusement parks	—	—	—	—	—
7997	Membership sports and recreation clubs	24	35 998	14 834	4 138	1 124
7999, 84	Amusement and recreation services, including museums, n.e.c.	26	14 719	5 152	528	187
7999 pt.	Concession operators of amusement devices and rides	3	1 009	278	48	14
7999 pt.	Carnivals, circuses, and fairs	2	(D)	(D)	(D)	BB
7999 pt., 84	Other recreation and amusements, including museums	21	(D)	(D)	(D)	CC

Table 7a. Summary Statistics for Firms Subject to Federal Income Tax for Metropolitan Areas: 1992—Con.

[Includes only establishments with payroll. For meaning of abbreviations and symbols, see introductory text. For explanation of terms and comparability of 1987 and 1992 censuses, see appendix A. For definitions of CMSA's, MSA's, and PMSA's, see appendix D]

SIC code	Geographic area and kind of business or operation	Establishments (number)	Receipts (\$1,000)	Annual payroll (\$1,000)	First-quarter payroll (\$1,000)	Paid employees for pay period including March 12 (number)
FORT PIERCE—PORT ST. LUCIE, FL MSA —Con.						
80	Health services	519	448 672	186 629	39 563	6 178
801	Offices and clinics of doctors of medicine	246	156 951	83 724	16 475	1 393
8011 pt.	Offices of doctors of medicine	242	155 041	82 745	16 251	1 361
8011 pt.	General medical clinics	4	1 910	979	224	32
802	Offices and clinics of dentists	104	37 853	14 085	3 162	556
803	Offices and clinics of doctors of osteopathy	4	(D)	(D)	(D)	BB
804	Offices and clinics of other health practitioners	92	25 623	7 192	1 638	345
8041	Offices and clinics of chiropractors	43	9 676	2 513	573	136
8042	Offices and clinics of optometrists	18	6 916	2 026	472	99
8043	Offices and clinics of podiatrists	14	4 272	1 195	257	49
8049	Offices and clinics of health practitioners, n.e.c.	17	4 759	1 458	336	61
805	Nursing and personal care facilities	10	40 652	18 632	4 137	1 194
8051	Skilled nursing care facilities	9	(D)	(D)	(D)	GG
8052	Intermediate care facilities	1	(D)	(D)	(D)	BB
8059	Nursing and personal care facilities, n.e.c.	—	—	—	—	—
806	Hospitals	4	(D)	(D)	(D)	GG
8062	General medical and surgical hospitals	2	(D)	(D)	(D)	GG
8063, 9	Specialty hospitals	2	(D)	(D)	(D)	EE
807, 8, 9	Other health services	59	(D)	(D)	(D)	FF
807	Medical and dental laboratories	26	13 300	3 372	751	134
8071	Medical laboratories	17	11 694	2 772	593	101
8072	Dental laboratories	9	1 606	600	158	33
808	Home health care services	14	(D)	(D)	(D)	FF
809	Miscellaneous health and allied services, n.e.c.	19	(D)	(D)	(D)	CC
8092	Kidney dialysis centers	4	(D)	(D)	(D)	BB
8093	Specialty outpatient facilities, n.e.c.	8	(D)	(D)	(D)	BB
8099	Health and allied services, n.e.c.	7	2 259	407	90	23
81	Legal services	170	64 008	30 381	5 752	776
823, 4, 9	Selected educational services	16	2 515	681	91	45
823	Libraries	—	—	—	—	—
824	Vocational schools	7	998	358	19	9
829	Schools and educational services, n.e.c.	9	1 517	323	72	36
83	Social services	69	12 672	5 048	1 231	501
835	Child day care services	45	6 864	2 949	716	361
832, 3, 6, 9	Other social services	24	5 808	2 099	515	140
87 ex. 8733	Engineering, accounting, research, management, and related services (except noncommercial research organizations)	282	76 790	32 079	6 757	1 031
871	Engineering, architectural, and surveying services	104	31 830	13 261	2 998	457
8711	Engineering services	53	23 679	9 739	2 197	316
8712	Architectural services	22	3 470	1 137	260	48
8713	Surveying services	29	4 681	2 385	541	93
872	Accounting, auditing, and bookkeeping services	95	18 619	7 780	1 882	295
873 ex. 8733	Research, development, and testing services (except noncommercial research organizations)	7	1 198	566	118	23
8731	Commercial physical and biological research	2	(D)	(D)	(D)	AA
8732	Commercial economic, sociological, and educational research	3	851	374	72	11
8734	Testing laboratories	2	(D)	(D)	(D)	AA
874	Management and public relations services	76	25 143	10 472	1 759	256
8741	Management services	20	7 823	2 644	533	95
8742	Management consulting services	33	14 345	6 959	967	111
8743	Public relations services	6	(D)	(D)	(D)	AA
8744	Facilities support management services	2	(D)	(D)	(D)	AA
8748	Business consulting services, n.e.c.	15	(D)	(D)	(D)	BB
89	Services, n.e.c.	12	1 834	705	129	29
FORT WALTON BEACH, FL MSA						
	Total	1 218	671 083	257 126	59 350	13 487
70 ex. 704	Hotels, rooming houses, camps, and other lodging places (except membership lodging)	57	55 149	15 583	2 899	1 478
7011	Hotels and motels	54	53 815	15 388	2 864	1 459
7011 pt.	Hotels	29	29 646	8 128	1 758	792
7011 pt.	Motels, motor hotels, and tourist courts	25	24 169	7 260	1 106	667
702, 3	Other lodging places	3	1 334	195	35	19

Table 7a. Summary Statistics for Firms Subject to Federal Income Tax for Metropolitan Areas: 1992 — Con.

[Includes only establishments with payroll. For meaning of abbreviations and symbols, see introductory text. For explanation of terms and comparability of 1987 and 1992 censuses, see appendix A. For definitions of CMSA's, MSA's, and PMSA's, see appendix D]

SIC code	Geographic area and kind of business or operation	Establishments (number)	Receipts (\$1,000)	Annual payroll (\$1,000)	First-quarter payroll (\$1,000)	Paid employees for pay period including March 12 (number)
FORT WALTON BEACH, FL MSA — Con.						
72	Personal services -----	138	23 288	7 354	1 774	748
721	Laundry, cleaning, and garment services -----	41	10 052	2 698	640	278
7211	Power laundries, family and commercial* -----	2	(D)	(D)	(D)	AA
7213	Linen supply* -----	3	(D)	(D)	(D)	BB
7215	Coin-operated laundries and drycleaning -----	12	1 306	349	90	54
7216	Drycleaning plants, except rug cleaning* -----	8	1 803	625	143	69
7217	Carpet and upholstery cleaning -----	13	1 608	504	113	47
7218	Industrial launderers* -----	1	(D)	(D)	(D)	AA
7212, 9	Other laundry, cleaning, and garment services* -----	2	(D)	(D)	(D)	AA
722	Photographic studios, portrait -----	6	1 272	242	52	26
723, 4	Beauty and barber shops -----	68	7 158	3 249	769	315
723	Beauty shops -----	65	(D)	(D)	(D)	EE
724	Barber shops -----	3	(D)	(D)	(D)	BB
725	Shoe repair shops and shoeshine parlors -----	1	(D)	(D)	(D)	AA
726	Funeral service and crematories -----	4	(D)	(D)	(D)	BB
729	Miscellaneous personal services -----	18	(D)	(D)	(D)	CC
73	Business services -----	206	77 647	34 701	7 674	2 359
731	Advertising -----	10	4 238	982	222	50
732	Consumer credit reporting agencies, mercantile reporting agencies, and adjustment and collection agencies -----	4	1 619	557	166	27
733	Mailing, reproduction, commercial art and photography, and stenographic services -----	15	1 991	452	85	34
734	Services to dwellings and other buildings -----	57	9 469	3 890	868	386
735	Miscellaneous equipment rental and leasing -----	14	4 168	882	209	59
736	Personnel supply services -----	17	10 458	6 630	1 342	936
737	Computer programming, data processing, and other computer related services -----	41	33 509	16 359	3 585	436
7371, 2, 3	Computer programming, prepackaged software, and integrated systems -----	27	30 065	15 197	3 311	395
7374, 5, 6	Data processing services -----	6	1 604	678	151	20
7377, 8, 9	Computer rental and leasing, maintenance, and related services, n.e.c. -----	8	1 840	484	123	21
738	Miscellaneous business services -----	48	12 195	4 949	1 197	431
75	Automotive repair, services, and parking -----	121	45 304	10 574	2 600	734
751	Automotive rental and leasing, without drivers -----	11	14 132	1 382	364	114
752	Automobile parking -----	-	-	-	-	-
753	Automotive repair shops -----	91	28 635	8 369	1 994	473
7532	Top, body, and upholstery repair shops and paint shops -----	26	7 133	2 236	522	108
7538	General automotive repair shops -----	45	14 544	4 276	1 036	277
7533, 4, 6, 7, 9	Other automotive repair shops -----	20	6 958	1 857	436	88
754	Automotive services, except repair -----	19	2 537	823	242	147
76	Miscellaneous repair services -----	52	10 256	3 204	731	201
762	Electrical repair shops -----	22	5 438	1 966	468	111
7622	Radio and television repair shops -----	8	1 495	629	149	31
7623, 9	Other electrical and electronic repair shops -----	14	3 943	1 337	319	80
763	Watch, clock, and jewelry repair -----	-	-	-	-	-
764	Reupholstery and furniture repair -----	7	663	177	38	11
769	Miscellaneous repair and related services -----	23	4 155	1 061	225	79
78, 79, 84	Amusement and recreation services, including motion pictures and museums -----	120	36 750	8 474	1 613	869
781, 2	Motion picture production, distribution, and services -----	1	(D)	(D)	(D)	AA
783	Motion picture theaters -----	7	4 712	802	155	134
784	Video tape rental -----	13	3 729	750	182	89
792	Theatrical producers (except motion picture), bands, orchestras, and entertainers -----	2	(D)	(D)	(D)	AA
793	Bowling centers -----	4	1 573	396	100	56
79 ex. 792, 3, 84	Commercial sports and other amusement and recreation services, including museums -----	93	26 348	6 475	1 162	584
80	Health services -----	249	225 781	86 803	19 131	3 643
801	Offices and clinics of doctors of medicine -----	110	55 753	27 320	5 716	751
802	Offices and clinics of dentists -----	57	16 981	5 670	1 216	288
803	Offices and clinics of doctors of osteopathy -----	2	(D)	(D)	(D)	AA
804	Offices and clinics of other health practitioners -----	44	11 016	4 320	866	186
805	Nursing and personal care facilities -----	7	16 515	7 350	1 686	625
806	Hospitals -----	5	96 505	31 159	7 726	1 465
807, 8, 9	Other health services -----	24	(D)	(D)	(D)	EE
81	Legal services -----	82	18 593	7 793	1 573	291
823, 4, 9	Selected educational services -----	9	(D)	(D)	(D)	BB
83	Social services -----	35	4 804	2 175	508	291
835	Child day care services -----	27	3 285	1 546	362	227
832, 3, 6, 9	Other social services -----	8	1 519	629	146	64

Table 7a. Summary Statistics for Firms Subject to Federal Income Tax for Metropolitan Areas: 1992 — Con.

[Includes only establishments with payroll. For meaning of abbreviations and symbols, see introductory text. For explanation of terms and comparability of 1987 and 1992 censuses, see appendix A. For definitions of CMSA's, MSA's, and PMSA's, see appendix D]

SIC code	Geographic area and kind of business or operation	Establishments (number)	Receipts (\$1,000)	Annual payroll (\$1,000)	First-quarter payroll (\$1,000)	Paid employees for pay period including March 12 (number)
FORT WALTON BEACH, FL MSA — Con.						
87 ex. 8733	Engineering, accounting, research, management, and related services (except noncommercial research organizations) -----	142	167 013	77 734	20 200	2 787
871	Engineering, architectural, and surveying services -----	47	34 564	15 977	3 959	481
872	Accounting, auditing, and bookkeeping services -----	38	10 910	5 041	1 167	533
873 ex. 8733	Research, development, and testing services (except noncommercial research organizations) -----	16	70 978	37 643	10 178	1 211
874	Management and public relations services -----	41	50 561	19 073	4 896	562
89	Services, n.e.c. -----	7	(D)	(D)	(D)	BB
GAINESVILLE, FL MSA						
	Total -----	1 587	920 065	314 311	68 619	14 061
70 ex. 704	Hotels, rooming houses, camps, and other lodging places (except membership lodging) -----	39	22 508	5 028	1 204	603
7011	Hotels and motels -----	33	20 709	4 469	1 100	558
7011 pt.	Hotels -----	10	11 894	2 977	734	359
7011 pt.	Motels, motor hotels, and tourist courts -----	23	8 815	1 492	366	199
702, 3	Other lodging places -----	6	1 799	559	104	45
72	Personal services -----	138	28 118	9 294	2 342	879
721	Laundry, cleaning, and garment services -----	47	10 115	3 480	858	306
7211	Power laundries, family and commercial* -----	2	—	—	—	—
7213	Linen supply* -----	2	(D)	(D)	(D)	BB
7215	Coin-operated laundries and drycleaning -----	11	1 732	426	105	49
7216	Drycleaning plants, except rug cleaning* -----	20	3 652	1 381	334	137
7217	Carpet and upholstery cleaning -----	8	947	349	80	31
7218	Industrial laundrers* -----	1	(D)	(D)	(D)	AA
7212, 9	Other laundry, cleaning, and garment services* -----	5	(D)	(D)	(D)	BB
722	Photographic studios, portrait -----	14	3 659	758	188	66
723, 4	Beauty and barber shops -----	50	6 980	3 047	761	276
723	Beauty shops -----	50	6 980	3 047	761	276
724	Barber shops -----	—	—	—	—	—
725	Shoe repair shops and shoeshine parlors -----	4	458	159	33	22
726	Funeral service and crematories -----	11	3 972	979	222	55
729	Miscellaneous personal services -----	12	2 934	871	280	154
73	Business services -----	227	105 509	42 989	8 418	2 576
731	Advertising -----	10	7 187	1 402	368	66
732	Consumer credit reporting agencies, mercantile reporting agencies, and adjustment and collection agencies -----	3	2 315	647	173	31
733	Mailing, reproduction, commercial art and photography, and stenographic services -----	32	10 853	3 715	791	226
734	Services to dwellings and other buildings -----	54	14 445	5 182	1 195	449
735	Miscellaneous equipment rental and leasing -----	24	8 691	2 000	493	111
736	Personnel supply services -----	14	17 417	11 236	2 266	944
737	Computer programming, data processing, and other computer related services -----	39	28 111	13 017	1 700	234
7371, 2, 3	Computer programming, prepackaged software, and integrated systems -----	24	22 996	11 343	1 302	171
7374, 5, 6	Data processing services -----	5	875	307	74	17
7377, 8, 9	Computer rental and leasing, maintenance, and related services, n.e.c. -----	10	4 240	1 367	324	46
738	Miscellaneous business services -----	51	16 490	5 790	1 432	515
75	Automotive repair, services, and parking -----	133	40 085	9 935	2 353	578
751	Automotive rental and leasing, without drivers -----	6	2 787	408	99	36
752	Automobile parking -----	2	(D)	(D)	(D)	AA
753	Automotive repair shops -----	116	33 732	8 570	2 030	464
7532	Top, body, and upholstery repair shops and paint shops -----	31	10 659	2 640	630	139
7538	General automotive repair shops -----	58	14 974	4 182	960	224
7533, 4, 6, 7, 9	Other automotive repair shops -----	27	8 099	1 748	440	101
754	Automotive services, except repair -----	9	(D)	(D)	(D)	BB
76	Miscellaneous repair services -----	54	12 403	4 336	1 113	271
762	Electrical repair shops -----	23	7 815	2 827	721	173
7622	Radio and television repair shops -----	9	1 935	414	88	29
7623, 9	Other electrical and electronic repair shops -----	14	5 880	2 413	633	144
763	Watch, clock, and jewelry repair -----	1	(D)	(D)	(D)	AA
764	Reupholstery and furniture repair -----	4	379	137	36	13
769	Miscellaneous repair and related services -----	26	(D)	(D)	(D)	BB
78, 79, 84	Amusement and recreation services, including motion pictures and museums -----	75	25 609	6 035	1 194	858
781, 2	Motion picture production, distribution, and services -----	4	(D)	(D)	(D)	BB
783	Motion picture theaters -----	7	6 398	614	174	126
784	Video tape rental -----	15	4 494	854	199	133
792	Theatrical producers (except motion picture), bands, orchestras, and entertainers -----	6	2 654	1 239	83	11
793	Bowling centers -----	2	(D)	(D)	(D)	BB
79 ex. 792, 3, 84	Commercial sports and other amusement and recreation services, including museums -----	41	10 444	2 839	572	493

Table 7a. Summary Statistics for Firms Subject to Federal Income Tax for Metropolitan Areas: 1992 — Con.

[Includes only establishments with payroll. For meaning of abbreviations and symbols, see introductory text. For explanation of terms and comparability of 1987 and 1992 censuses, see appendix A. For definitions of CMSA's, MSA's, and PMSA's, see appendix D]

SIC code	Geographic area and kind of business or operation	Establishments (number)	Receipts (\$1,000)	Annual payroll (\$1,000)	First-quarter payroll (\$1,000)	Paid employees for pay period including March 12 (number)
GAINESVILLE, FL MSA — Con.						
80	Health services	445	471 186	143 728	30 723	4 947
801	Offices and clinics of doctors of medicine	255	264 562	78 045	14 997	1 590
802	Offices and clinics of dentists	75	26 271	10 040	2 118	442
803	Offices and clinics of doctors of osteopathy	1	(D)	(D)	(D)	AA
804	Offices and clinics of other health practitioners	67	15 616	5 051	1 237	269
805	Nursing and personal care facilities	7	27 060	11 403	2 797	866
806	Hospitals	1	(D)	(D)	(D)	GG
807, 8, 9	Other health services	39	(D)	(D)	(D)	FF
81	Legal services	142	47 339	20 785	4 080	646
823, 4, 9	Selected educational services	17	2 902	933	253	96
83	Social services	48	8 006	3 408	823	354
835	Child day care services	33	5 650	2 548	590	288
832, 3, 6, 9	Other social services	15	2 356	860	233	66
87 ex. 8733	Engineering, accounting, research, management, and related services (except noncommercial research organizations)	241	138 786	59 634	14 783	2 063
871	Engineering, architectural, and surveying services	91	92 197	42 229	10 744	1 205
872	Accounting, auditing, and bookkeeping services	77	19 557	7 397	1 700	495
873 ex. 8733	Research, development, and testing services (except noncommercial research organizations)	19	13 282	5 191	1 163	179
874	Management and public relations services	54	13 750	4 817	1 176	184
89	Services, n.e.c.	28	17 614	8 206	1 333	190
JACKSONVILLE, FL MSA						
	Total	7 613	4 770 191	1 796 864	397 665	81 391
70 ex. 704	Hotels, rooming houses, camps, and other lodging places (except membership lodging)	208	236 364	68 157	15 292	5 877
7011	Hotels and motels	184	231 196	66 929	15 002	5 761
7011 pt.	Hotels	66	164 415	49 674	11 219	3 849
7011 pt.	Hotels, 25 guestrooms or more	47	161 820	49 161	11 096	3 779
7011 pt.	Hotels, less than 25 guestrooms	19	2 595	513	123	70
7011 pt.	Motels, motor hotels, and tourist courts	118	66 781	17 255	3 783	1 912
7011 pt.	Motels, tourist courts	108	60 173	15 912	3 432	1 746
7011 pt.	Motor hotels	10	6 608	1 343	351	166
702, 3	Other lodging places	24	5 168	1 228	290	116
702	Rooming and boarding houses	11	1 717	430	98	51
703	Camps and recreational vehicle parks	13	3 451	798	192	65
72	Personal services	891	173 536	60 949	15 042	5 636
721	Laundry, cleaning, and garment services	327	73 011	24 970	5 935	2 131
7211	Power laundries, family and commercial*	9	3 655	1 631	396	153
7213	Linen supply*	6	(D)	(D)	(D)	CC
7215	Coin-operated laundries and drycleaning	93	10 005	2 164	506	292
7216	Drycleaning plants, except rug cleaning*	124	22 514	8 464	1 962	856
7217	Carpet and upholstery cleaning	52	8 154	3 058	703	221
7218	Industrial launderers*	4	(D)	(D)	(D)	EE
7212, 9	Other laundry, cleaning, and garment services*	39	(D)	(D)	(D)	CC
7212	Garment pressing, and agents for laundries and drycleaners	21	2 698	805	193	78
7219	Laundry and garment services, n.e.c.*	18	(D)	(D)	(D)	BB
722	Photographic studios, portrait	36	18 133	6 120	1 327	357
723, 4	Beauty and barber shops	368	44 085	19 475	4 799	1 744
723	Beauty shops	350	41 435	18 328	4 520	1 678
724	Barber shops	18	2 650	1 147	279	66
725	Shoe repair shops and shoeshine parlors	18	1 635	511	116	46
726	Funeral service and crematories	43	17 788	4 827	1 160	302
729	Miscellaneous personal services	99	18 884	5 046	1 705	1 056
7291	Tax return preparation services	25	4 866	2 141	982	603
7299	Miscellaneous personal services, n.e.c.	74	14 018	2 905	723	453
73	Business services	1 436	1 294 707	496 311	113 475	26 852
731	Advertising	76	38 886	12 597	2 937	489
7311	Advertising agencies	59	25 275	9 003	2 111	278
7312	Outdoor advertising services	7	(D)	(D)	(D)	BB
7313	Radio, television, publishers' advertising representatives	4	1 728	806	224	17
7319	Advertising, n.e.c.	6	(D)	(D)	(D)	CC
732	Consumer credit reporting agencies, mercantile reporting agencies, and adjustment and collection agencies	43	33 251	11 522	3 109	670
7322	Adjustment and collection services	36	25 959	10 162	2 723	570
7323	Credit reporting services	7	7 292	1 360	386	100
733	Mailing, reproduction, commercial art and photography, and stenographic services	133	42 548	12 094	2 860	642
7331	Direct mail advertising services	16	17 656	4 987	1 249	215
7334	Photocopying and duplicating services	18	6 537	1 953	442	126
7335, 6	Commercial photography, art, and graphics	52	9 308	2 809	641	154
7335	Commercial photography	14	2 173	743	165	34
7336	Commercial art and graphic design	38	7 135	2 066	476	120
7338	Secretarial and court reporting services	47	9 047	2 345	528	147
734	Services to dwellings and other buildings	323	94 780	44 921	10 113	4 225
7342	Disinfecting and pest control services	87	40 195	16 869	3 795	819
7349	Building cleaning and maintenance services, n.e.c.	236	54 585	28 052	6 318	3 406

Table 7a. Summary Statistics for Firms Subject to Federal Income Tax for Metropolitan Areas: 1992 — Con.

[Includes only establishments with payroll. For meaning of abbreviations and symbols, see introductory text. For explanation of terms and comparability of 1987 and 1992 censuses, see appendix A. For definitions of CMSA's, MSA's, and PMSA's, see appendix D]

SIC code	Geographic area and kind of business or operation	Establishments (number)	Receipts (\$1,000)	Annual payroll (\$1,000)	First-quarter payroll (\$1,000)	Paid employees for pay period including March 12 (number)
JACKSONVILLE, FL MSA — Con.						
73	Business services—Con.					
735	Miscellaneous equipment rental and leasing -----	129	174 880	25 644	6 226	1 158
7352	Medical equipment rental and leasing -----	17	15 957	4 259	975	192
7353	Heavy construction equipment rental and leasing -----	20	30 724	6 576	1 517	225
7359	Equipment rental and leasing, n.e.c. -----	92	128 199	14 809	3 734	741
736	Personnel supply services -----	130	219 469	162 522	30 562	10 305
7361	Employment agencies -----	35	7 572	4 020	862	146
7363	Help supply services -----	95	211 897	158 502	29 700	10 159
7363 pt.	Temporary help supply -----	68	154 152	113 438	19 962	7 997
7363 pt.	Help supply, except temporary -----	27	57 745	45 064	9 738	2 162
737	Computer programming, data processing, and other computer related services -----	239	504 029	149 321	38 651	3 570
7371, 2, 3	Computer programming, prepackaged software, and integrated systems -----	129	153 595	65 924	15 914	1 495
7371	Computer programming services -----	78	103 404	40 802	9 790	819
7372	Prepackaged software -----	25	14 651	7 269	1 826	190
7373	Computer integrated systems -----	26	35 540	17 853	4 298	486
7374, 5, 6	Data processing services -----	42	328 516	76 868	20 941	1 876
7374, 5	Computer processing, information retrieval -----	39	(D)	(D)	(D)	GG
7376	Computer facilities management services -----	3	(D)	(D)	(D)	AA
7377, 8, 9	Computer rental and leasing, maintenance, and related services, n.e.c. -----	68	21 918	6 529	1 796	199
7377	Computer rental and leasing -----	4	3 845	719	169	26
7378	Computer maintenance and repair -----	27	10 786	2 844	817	106
7379	Computer related services, n.e.c. -----	37	7 287	2 966	810	67
738	Miscellaneous business services -----	363	186 864	77 690	19 017	5 793
7381, 2	Detective agencies and protective services -----	80	66 220	38 481	9 486	3 167
7381	Detective, guard, and armored car services -----	63	48 358	32 210	7 716	2 887
7382	Security systems services -----	17	17 862	6 271	1 770	280
7383	News syndicates -----	—	—	—	—	—
7384	Photofinishing laboratories* -----	37	11 124	3 181	766	231
7389	Business services, n.e.c. -----	246	109 520	36 028	8 765	2 395
7389 pt.	Sign painting shops -----	20	2 527	1 053	247	121
7389 pt.	Interior designing -----	23	6 683	1 293	266	58
7389 pt.	Telephone answering services -----	13	3 390	1 460	323	147
7389 pt.	Other business services -----	190	96 920	32 222	7 929	2 069
75	Automotive repair, services, and parking -----	661	307 438	69 099	16 343	4 043
751	Automotive rental and leasing, without drivers -----	50	115 348	15 861	3 736	790
7513	Truck rental and leasing, without drivers -----	24	58 693	8 353	2 027	339
7514, 5	Passenger car rental and leasing -----	25	(D)	(D)	(D)	EE
7514	Passenger car rental -----	22	(D)	(D)	(D)	EE
7515	Passenger car leasing -----	3	(D)	(D)	(D)	AA
7519	Utility trailer and recreational vehicle rental -----	1	(D)	(D)	(D)	AA
752	Automobile parking -----	38	7 800	957	231	95
753	Automotive repair shops -----	460	134 837	36 955	8 647	2 030
7532	Top, body, and upholstery repair shops and paint shops -----	114	33 396	10 404	2 448	554
7532 pt.	Top and body repair shops -----	97	27 340	8 435	1 980	448
7532 pt.	Paint shops -----	17	6 056	1 969	468	106
7538	General automotive repair shops -----	210	58 603	15 017	3 491	861
7538 pt.	General automotive repair shops, except diesel -----	193	45 468	11 805	2 722	693
7538 pt.	Diesel repair shops -----	17	13 135	3 212	769	168
7533, 4, 6, 7, 9	Other automotive repair shops -----	136	42 838	11 534	2 708	615
7533	Automotive exhaust system repair shops -----	20	5 809	1 401	365	78
7534	Tire retreading and repair shops -----	15	8 309	1 843	445	112
7536	Automotive glass replacement shops -----	19	7 412	2 074	461	102
7537	Automotive transmission repair shops -----	32	7 895	2 320	540	108
7539	Automotive repair shops, n.e.c. -----	50	13 413	3 896	897	215
7539 pt.	Radiator repair -----	13	2 776	802	167	41
7539 pt.	Brake, front end, and wheel alignment -----	7	2 149	496	112	23
7539 pt.	Automotive electrical and fuel system services -----	23	7 019	2 043	535	118
7539 pt.	Other automotive repair shops, n.e.c. -----	7	1 469	555	83	33
754	Automotive services, except repair -----	113	49 453	15 326	3 729	1 128
7542	Carwashes -----	49	9 741	3 519	921	450
7549	Automotive services, except repair and carwashes -----	64	39 712	11 807	2 808	678
76	Miscellaneous repair services -----	349	209 744	58 458	14 009	2 747
762	Electrical repair shops -----	124	49 843	18 324	4 227	908
7622	Radio and television repair shops -----	35	7 300	2 300	579	123
7623, 9	Other electrical and electronic repair shops -----	89	42 543	16 024	3 648	785
7623	Refrigeration and air-conditioning service and repair shops -----	24	16 776	5 294	1 098	221
7629	Electrical and electronic repair shops, n.e.c. -----	65	25 767	10 730	2 550	564
763	Watch, clock, and jewelry repair -----	9	920	285	70	19
764	Reupholstery and furniture repair -----	26	4 240	1 428	344	88
769	Miscellaneous repair and related services -----	190	154 741	38 421	9 368	1 732
7692	Welding repair -----	17	3 552	947	213	65
7694	Armature rewinding shops -----	15	18 470	5 639	1 502	185
7699	Repair shops and related services, n.e.c. -----	158	132 719	31 835	7 653	1 482

Table 7a. Summary Statistics for Firms Subject to Federal Income Tax for Metropolitan Areas: 1992 — Con.

[Includes only establishments with payroll. For meaning of abbreviations and symbols, see introductory text. For explanation of terms and comparability of 1987 and 1992 censuses, see appendix A. For definitions of CMSA's, MSA's, and PMSA's, see appendix D]

SIC code	Geographic area and kind of business or operation	Establishments (number)	Receipts (\$1,000)	Annual payroll (\$1,000)	First-quarter payroll (\$1,000)	Paid employees for pay period including March 12 (number)
JACKSONVILLE, FL MSA — Con.						
78, 79, 84	Amusement and recreation services, including motion pictures and museums	350	316 828	69 856	16 440	4 368
781, 2	Motion picture production, distribution, and services	26	12 958	3 982	888	161
783	Motion picture theaters	23	21 071	2 665	610	419
7832	Motion picture theaters, except drive-in	23	21 071	2 665	610	419
7833	Drive-in motion picture theaters	—	—	—	—	—
784	Video tape rental	52	17 330	2 182	570	275
792	Theatrical producers (except motion picture), bands, orchestras, and entertainers	16	3 844	2 452	331	54
7922	Theatrical producers (except motion picture) and miscellaneous theatrical services	6	(D)	(D)	(D)	AA
7929	Bands, orchestras, actors, and other entertainers and entertainment groups	10	(D)	(D)	(D)	BB
793	Bowling centers	15	8 961	2 779	706	263
79 ex. 792, 3, 4	Commercial sports and other amusement and recreation services, including museums	218	252 664	55 796	13 335	3 196
794	Commercial sports	21	163 106	29 341	7 158	848
7941	Professional sports clubs, managers, promoters	6	(D)	(D)	(D)	EE
7948	Racing, including track operation	15	(D)	(D)	(D)	EE
79 ex. 792, 3, 4; 84	Other amusement and recreation services, including museums	197	89 558	26 455	6 177	2 348
791	Dance studios, schools, and halls	25	3 169	1 009	254	174
7991	Physical fitness facilities	36	13 016	4 420	1 097	553
7992	Public golf courses	8	5 863	1 828	380	129
7993	Coin-operated amusement devices	17	3 770	685	171	66
7996	Amusement parks	2	(D)	(D)	(D)	BB
7997	Membership sports and recreation clubs	27	40 821	12 875	3 233	985
7999, 84	Amusement and recreation services, including museums, n.e.c. ..	82	(D)	(D)	(D)	EE
7999 pt.	Concession operators of amusement devices and rides	4	(D)	(D)	(D)	AA
7999 pt., 84	Carnivals, circuses, and fairs	—	—	—	—	—
	Other recreation and amusements, including museums	78	22 029	5 385	992	413
80	Health services	1 773	1 307 399	556 371	117 457	17 119
801	Offices and clinics of doctors of medicine	913	770 706	360 039	71 410	6 976
8011 pt.	Offices of doctors of medicine	869	645 638	292 817	55 962	5 248
8011 pt.	General medical clinics	44	125 068	67 222	15 448	1 728
802	Offices and clinics of dentists	352	135 505	49 293	10 724	2 238
803	Offices and clinics of doctors of osteopathy	27	11 479	5 927	1 487	176
804	Offices and clinics of other health practitioners	267	78 075	29 742	6 970	1 274
8041	Offices and clinics of chiropractors	88	22 041	7 350	1 401	358
8042	Offices and clinics of optometrists	61	18 450	6 734	1 585	275
8043	Offices and clinics of podiatrists	30	10 229	3 276	681	133
8049	Offices and clinics of health practitioners, n.e.c.	88	27 355	12 382	3 303	508
805	Nursing and personal care facilities	44	119 998	50 528	12 167	3 559
8051	Skilled nursing care facilities	31	108 638	45 157	10 824	3 148
8052	Intermediate care facilities	8	(D)	(D)	(D)	EE
8059	Nursing and personal care facilities, n.e.c.	5	(D)	(D)	(D)	BB
806	Hospitals	5	82 095	27 861	7 196	1 157
8062	General medical and surgical hospitals	1	(D)	(D)	(D)	FF
8063, 9	Specialty hospitals	4	(D)	(D)	(D)	CC
807, 8, 9	Other health services	165	109 541	32 981	7 503	1 739
807	Medical and dental laboratories	59	42 492	9 439	2 128	447
8071	Medical laboratories	28	34 979	6 150	1 320	272
8072	Dental laboratories	31	7 513	3 289	808	175
808	Home health care services	31	24 229	11 227	2 451	744
809	Miscellaneous health and allied services, n.e.c.	75	42 820	12 315	2 924	548
8092	Kidney dialysis centers	4	(D)	(D)	(D)	BB
8093	Specialty outpatient facilities, n.e.c.	50	28 305	8 890	2 125	358
8099	Health and allied services, n.e.c.	21	(D)	(D)	(D)	CC
81	Legal services	524	311 055	158 817	29 920	3 252
823, 4, 9	Selected educational services	65	21 971	7 620	1 642	443
823	Libraries	2	(D)	(D)	(D)	AA
824	Vocational schools	26	11 898	3 996	933	201
829	Schools and educational services, n.e.c.	37	(D)	(D)	(D)	CC
83	Social services	322	57 893	26 183	6 161	2 769
835	Child day care services	245	35 870	16 683	3 931	2 132
832, 3, 6, 9	Other social services	77	22 023	9 500	2 230	637

Table 7a. Summary Statistics for Firms Subject to Federal Income Tax for Metropolitan Areas: 1992 — Con.

[Includes only establishments with payroll. For meaning of abbreviations and symbols, see introductory text. For explanation of terms and comparability of 1987 and 1992 censuses, see appendix A. For definitions of CMSA's, MSA's, and PMSA's, see appendix D]

SIC code	Geographic area and kind of business or operation	Establishments (number)	Receipts (\$1,000)	Annual payroll (\$1,000)	First-quarter payroll (\$1,000)	Paid employees for pay period including March 12 (number)
JACKSONVILLE, FL MSA — Con.						
87 ex. 8733	Engineering, accounting, research, management, and related services (except noncommercial research organizations) -----	987	489 944	214 489	49 574	8 090
871	Engineering, architectural, and surveying services -----	306	208 788	92 462	22 495	2 824
8711	Engineering services -----	169	155 378	70 396	17 518	1 987
8712	Architectural services -----	85	37 060	13 139	3 015	432
8713	Surveying services -----	52	16 350	8 927	1 962	405
872	Accounting, auditing, and bookkeeping services -----	348	86 927	37 752	8 455	1 464
873 ex. 8733	Research, development, and testing services (except noncommercial research organizations) -----	37	24 135	10 059	1 980	438
8731	Commercial physical and biological research -----	4	7 397	3 519	601	93
8732	Commercial economic, sociological, and educational research -----	18	6 559	2 498	448	185
8734	Testing laboratories -----	15	10 179	4 042	931	160
874	Management and public relations services -----	296	170 094	74 216	16 644	3 364
8741	Management services -----	71	97 010	42 615	10 404	2 313
8742	Management consulting services -----	148	48 032	22 841	4 507	720
8743	Public relations services -----	15	3 117	1 327	224	36
8744	Facilities support management services -----	4	6 177	3 748	775	157
8748	Business consulting services, n.e.c. -----	58	15 758	3 685	734	138
89	Services, n.e.c. -----	47	43 312	10 554	2 310	195
LAKELAND-WINTER HAVEN, FL MSA						
	Total -----	2 414	1 121 556	444 617	103 407	22 992
70 ex. 704	Hotels, rooming houses, camps, and other lodging places (except membership lodging) -----	89	73 701	21 466	5 780	2 072
7011	Hotels and motels -----	68	60 491	19 905	5 368	1 919
7011 pt.	Hotels -----	19	41 615	15 384	4 282	1 328
7011 pt.	Hotels, 25 guestrooms or more -----	15	(D)	(D)	(D)	GG
7011 pt.	Hotels, less than 25 guestrooms -----	4	(D)	(D)	(D)	BB
7011 pt.	Motels, motor hotels, and tourist courts -----	49	18 876	4 521	1 086	591
7011 pt.	Motels, tourist courts -----	39	15 200	3 471	878	441
7011 pt.	Motor hotels -----	10	3 676	1 050	208	150
702, 3	Other lodging places -----	21	13 210	1 561	412	153
702	Rooming and boarding houses -----	—	—	—	—	—
703	Camps and recreational vehicle parks -----	21	13 210	1 561	412	153
72	Personal services -----	270	58 154	21 985	5 746	1 817
721	Laundry, cleaning, and garment services -----	73	21 965	7 956	1 974	600
7211	Power laundries, family and commercial* -----	4	2 432	1 103	291	90
7213	Linen supply* -----	1	(D)	(D)	(D)	BB
7215	Coin-operated laundries and drycleaning -----	23	2 868	725	167	88
7216	Drycleaning plants, except rug cleaning* -----	25	4 458	1 724	445	183
7217	Carpet and upholstery cleaning -----	12	(D)	(D)	(D)	BB
7218	Industrial laundries* -----	1	(D)	(D)	(D)	BB
7212, 9	Other laundry, cleaning, and garment services* -----	7	646	242	58	24
7212	Garment pressing, and agents for laundries and drycleaners -----	4	499	200	52	20
7219	Laundry and garment services, n.e.c.* -----	3	147	42	6	4
722	Photographic studios, portrait -----	20	4 620	1 140	244	117
723, 4	Beauty and barber shops -----	129	12 589	5 598	1 461	513
723	Beauty shops -----	125	12 297	5 463	1 435	505
724	Barber shops -----	4	292	135	26	8
725	Shoe repair shops and shoeshine parlors -----	5	306	82	17	8
726	Funeral service and crematories -----	19	8 249	2 168	621	120
729	Miscellaneous personal services -----	24	10 425	5 041	1 429	459
7291	Tax return preparation services -----	9	(D)	(D)	(D)	EE
7299	Miscellaneous personal services, n.e.c. -----	15	(D)	(D)	(D)	BB
73	Business services -----	381	155 630	73 250	17 985	5 250
731	Advertising -----	15	7 404	1 612	421	78
7311	Advertising agencies -----	10	3 319	759	177	38
7312	Outdoor advertising services -----	1	(D)	(D)	(D)	BB
7313	Radio, television, publishers' advertising representatives -----	2	(D)	(D)	(D)	AA
7319	Advertising, n.e.c. -----	2	(D)	(D)	(D)	AA
732	Consumer credit reporting agencies, mercantile reporting agencies, and adjustment and collection agencies -----	5	(D)	(D)	(D)	BB
7322	Adjustment and collection services -----	4	(D)	(D)	(D)	BB
7323	Credit reporting services -----	1	(D)	(D)	(D)	AA
733	Mailing, reproduction, commercial art and photography, and stenographic services -----	26	3 609	1 421	368	59
7331	Direct mail advertising services -----	4	(D)	(D)	(D)	AA
7334	Photocopying and duplicating services -----	2	(D)	(D)	(D)	AA
7335, 6	Commercial photography, art, and graphics -----	11	921	288	55	13
7335	Commercial photography -----	3	142	58	23	3
7336	Commercial art and graphic design -----	8	779	230	32	10
7338	Secretarial and court reporting services -----	9	2 129	990	282	34
734	Services to dwellings and other buildings -----	101	18 233	7 080	1 694	689
7342	Disinfecting and pest control services -----	48	11 555	4 352	1 011	247
7349	Building cleaning and maintenance services, n.e.c. -----	53	6 678	2 728	683	442
735	Miscellaneous equipment rental and leasing -----	53	26 624	5 123	1 309	332
7352	Medical equipment rental and leasing -----	7	3 061	635	169	32
7353	Heavy construction equipment rental and leasing -----	8	9 992	1 332	368	118
7359	Equipment rental and leasing, n.e.c. -----	38	13 571	3 156	772	182

Table 7a. Summary Statistics for Firms Subject to Federal Income Tax for Metropolitan Areas: 1992 — Con.

[Includes only establishments with payroll. For meaning of abbreviations and symbols, see introductory text. For explanation of terms and comparability of 1987 and 1992 censuses, see appendix A. For definitions of CMSA's, MSA's, and PMSA's, see appendix D]

SIC code	Geographic area and kind of business or operation	Establishments (number)	Receipts (\$1,000)	Annual payroll (\$1,000)	First-quarter payroll (\$1,000)	Paid employees for pay period including March 12 (number)
LAKELAND-WINTER HAVEN, FL MSA — Con.						
73	Business services—Con.					
736	Personnel supply services	49	55 347	42 444	10 276	2 965
7361	Employment agencies	13	2 221	1 003	211	34
7363	Help supply services	36	53 126	41 441	10 065	2 931
7363 pt.	Temporary help supply	26	19 998	13 502	3 797	1 647
7363 pt.	Help supply, except temporary	10	33 128	27 939	6 268	1 284
737	Computer programming, data processing, and other computer related services	39	16 001	5 073	1 204	224
7371, 2, 3	Computer programming, prepackaged software, and integrated systems	22	7 216	2 601	625	107
7371	Computer programming services	14	1 822	601	132	30
7372	Prepackaged software	4	(D)	(D)	(D)	BB
7373	Computer integrated systems	4	(D)	(D)	(D)	AA
7374, 5, 6	Data processing services	4	(D)	(D)	(D)	BB
7374, 5	Computer processing, information retrieval	4	(D)	(D)	(D)	BB
7376	Computer facilities management services	—	—	—	—	—
7377, 8, 9	Computer rental and leasing, maintenance, and related services, n.e.c.	13	(D)	(D)	(D)	BB
7377	Computer rental and leasing	2	(D)	(D)	(D)	AA
7378	Computer maintenance and repair	6	1 392	626	151	18
7379	Computer related services, n.e.c.	5	(D)	(D)	(D)	AA
738	Miscellaneous business services	93	(D)	(D)	(D)	FF
7381, 2	Detective agencies and protective services	25	7 268	3 180	891	430
7381	Detective, guard, and armored car services	17	4 455	2 280	639	369
7382	Security systems services	8	2 813	900	252	61
7383	News syndicates	—	—	—	—	—
7384	Photofinishing laboratories*	8	4 931	1 612	361	113
7389	Business services, n.e.c.	60	(D)	(D)	(D)	EE
7389 pt.	Sign painting shops	3	460	167	38	12
7389 pt.	Interior designing	9	1 484	183	58	25
7389 pt.	Telephone answering services	2	(D)	(D)	(D)	AA
7389 pt.	Other business services	46	(D)	(D)	(D)	CC
75	Automotive repair, services, and parking	248	73 479	17 250	4 261	1 061
751	Automotive rental and leasing, without drivers	8	(D)	(D)	(D)	BB
7513	Truck rental and leasing, without drivers	5	(D)	(D)	(D)	BB
7514, 5	Passenger car rental and leasing	2	(D)	(D)	(D)	AA
7514	Passenger car rental	2	(D)	(D)	(D)	AA
7515	Passenger car leasing	—	—	—	—	—
7519	Utility trailer and recreational vehicle rental	1	(D)	(D)	(D)	AA
752	Automobile parking	2	(D)	(D)	(D)	AA
753	Automotive repair shops	197	55 319	13 980	3 463	784
7532	Top, body, and upholstery repair shops and paint shops	37	12 140	3 130	728	152
7532 pt.	Top and body repair shops	34	11 781	3 040	706	148
7532 pt.	Paint shops	3	359	90	22	4
7538	General automotive repair shops	112	31 889	8 306	2 131	488
7538 pt.	General automotive repair shops, except diesel	97	27 338	7 090	1 827	412
7538 pt.	Diesel repair shops	15	4 551	1 216	304	76
7533, 4, 6, 7, 9	Other automotive repair shops	48	11 290	2 544	604	144
7533	Automotive exhaust system repair shops	6	2 342	518	145	28
7534	Tire retreading and repair shops	2	(D)	(D)	(D)	AA
7536	Automotive glass replacement shops	2	532	448	100	26
7537	Automotive transmission repair shops	9	1 702	388	102	20
7539	Automotive repair shops, n.e.c.	22	(D)	(D)	(D)	BB
7539 pt.	Radiator repair	8	927	247	54	18
7539 pt.	Brake, front end, and wheel alignment	5	1 015	322	74	18
7539 pt.	Automotive electrical and fuel system services	5	642	144	32	9
7539 pt.	Other automotive repair shops, n.e.c.	4	(D)	(D)	(D)	AA
754	Automotive services, except repair	41	8 922	2 581	616	229
7542	Carwashes	20	3 785	1 337	302	123
7549	Automotive services, except repair and carwashes	21	5 137	1 244	314	106
76	Miscellaneous repair services	171	62 178	18 061	4 346	912
762	Electrical repair shops	62	16 246	5 688	1 348	330
7622	Radio and television repair shops	17	3 010	870	219	63
7623, 9	Other electrical and electronic repair shops	45	13 236	4 818	1 129	267
7623	Refrigeration and air-conditioning service and repair shops	9	2 467	542	127	36
7629	Electrical and electronic repair shops, n.e.c.	36	10 769	4 276	1 002	231
763	Watch, clock, and jewelry repair	1	(D)	(D)	(D)	AA
764	Reupholstery and furniture repair	9	(D)	(D)	(D)	BB
769	Miscellaneous repair and related services	99	44 924	12 140	2 952	560
7692	Welding repair	11	1 428	364	82	23
7694	Armature rewinding shops	9	5 535	1 488	389	77
7699	Repair shops and related services, n.e.c.	79	37 961	10 288	2 481	460
78, 79, 84	Amusement and recreation services, including motion pictures and museums	151	72 329	21 215	5 394	1 999
781, 2	Motion picture production, distribution, and services	10	2 028	453	122	22
783	Motion picture theaters	13	7 521	969	248	142
7832	Motion picture theaters, except drive-in	10	(D)	(D)	(D)	CC
7833	Drive-in motion picture theaters	3	(D)	(D)	(D)	AA
784	Video tape rental	34	5 085	904	239	144

Table 7a. Summary Statistics for Firms Subject to Federal Income Tax for Metropolitan Areas: 1992 — Con.

[Includes only establishments with payroll. For meaning of abbreviations and symbols, see introductory text. For explanation of terms and comparability of 1987 and 1992 censuses, see appendix A. For definitions of CMSA's, MSA's, and PMSA's, see appendix D]

SIC code	Geographic area and kind of business or operation	Establishments (number)	Receipts (\$1,000)	Annual payroll (\$1,000)	First-quarter payroll (\$1,000)	Paid employees for pay period including March 12 (number)
LAKELAND-WINTER HAVEN, FL MSA — Con.						
78, 79, 84	Amusement and recreation services, including motion pictures and museums — Con.					
792	Theatrical producers (except motion picture), bands, orchestras, and entertainers	9	1 369	482	146	52
7922	Theatrical producers (except motion picture) and miscellaneous theatrical services	3	727	173	46	23
7929	Bands, orchestras, actors, and other entertainers and entertainment groups	6	642	309	100	29
793	Bowling centers	6	4 252	1 102	266	125
79 ex. 792, 3; 84	Commercial sports and other amusement and recreation services, including museums	79	52 074	17 305	4 373	1 514
794	Commercial sports	5	2 815	1 293	385	180
7941	Professional sports clubs, managers, promoters	1	(D)	(D)	(D)	CC
7948	Racing, including track operation	4	(D)	(D)	(D)	BB
79 ex. 792, 3, 4; 84	Other amusement and recreation services, including museums	74	49 259	16 012	3 988	1 334
791	Dance studios, schools, and halls	10	954	257	71	34
7991	Physical fitness facilities	9	728	142	31	18
7992	Public golf courses	7	2 449	820	192	100
7993	Coin-operated amusement devices	8	3 883	800	191	55
7996	Amusement parks	2	(D)	(D)	(D)	FF
7997	Membership sports and recreation clubs	7	10 677	4 455	1 121	332
7999, 84	Amusement and recreation services, including museums, n.e.c. ..	31	(D)	(D)	(D)	CC
7999 pt.	Concession operators of amusement devices and rides	—	—	—	—	—
7999 pt.	Carnivals, circuses, and fairs	2	(D)	(D)	(D)	AA
7999 pt., 84	Other recreation and amusements, including museums	29	(D)	(D)	(D)	CC
80	Health services	487	401 721	167 518	37 855	6 354
801	Offices and clinics of doctors of medicine	213	240 758	102 428	22 306	2 690
8011 pt.	Offices of doctors of medicine	204	213 202	96 041	20 716	2 364
8011 pt.	General medical clinics	9	27 556	6 387	1 590	326
802	Offices and clinics of dentists	110	42 412	16 721	3 838	643
803	Offices and clinics of doctors of osteopathy	1	(D)	(D)	(D)	AA
804	Offices and clinics of other health practitioners	88	25 348	10 215	2 446	413
8041	Offices and clinics of chiropractors	33	10 321	4 599	1 067	178
8042	Offices and clinics of optometrists	19	6 443	2 032	411	85
8043	Offices and clinics of podiatrists	7	2 589	849	342	34
8049	Offices and clinics of health practitioners, n.e.c.	29	5 995	2 735	626	116
805	Nursing and personal care facilities	21	51 997	21 554	4 795	1 591
8051	Skilled nursing care facilities	16	(D)	(D)	(D)	GG
8052	Intermediate care facilities	4	(D)	(D)	(D)	BB
8059	Nursing and personal care facilities, n.e.c.	1	(D)	(D)	(D)	AA
806	Hospitals	2	(D)	(D)	(D)	EE
8062	General medical and surgical hospitals	1	(D)	(D)	(D)	CC
8063, 9	Specialty hospitals	1	(D)	(D)	(D)	CC
807, 8, 9	Other health services	52	(D)	(D)	(D)	FF
807	Medical and dental laboratories	20	5 795	2 211	536	111
8071	Medical laboratories	7	2 747	716	180	39
8072	Dental laboratories	13	3 048	1 495	356	72
808	Home health care services	12	10 203	6 200	1 766	486
809	Miscellaneous health and allied services, n.e.c.	20	(D)	(D)	(D)	CC
8092	Kidney dialysis centers	3	(D)	(D)	(D)	BB
8093	Specialty outpatient facilities, n.e.c.	9	2 021	698	306	41
8099	Health and allied services, n.e.c.	8	2 798	704	147	42
81	Legal services	194	75 257	37 848	7 021	976
823, 4, 9	Selected educational services	12	4 618	1 399	317	82
823	Libraries	—	—	—	—	—
824	Vocational schools	2	(D)	(D)	(D)	BB
829	Schools and educational services, n.e.c.	10	(D)	(D)	(D)	BB
83	Social services	100	18 317	7 477	1 755	797
835	Child day care services	71	8 192	3 653	845	457
832, 3, 6, 9	Other social services	29	10 125	3 824	910	340
87 ex. 8733	Engineering, accounting, research, management, and related services (except noncommercial research organizations)	290	118 278	54 917	12 496	1 593
871	Engineering, architectural, and surveying services	99	61 265	25 928	6 691	830
8711	Engineering services	63	50 432	20 557	5 401	612
8712	Architectural services	19	5 725	2 471	579	80
8713	Surveying services	17	5 108	2 900	711	138
872	Accounting, auditing, and bookkeeping services	105	29 052	15 103	2 975	421
873 ex. 8733	Research, development, and testing services (except noncommercial research organizations)	8	3 408	1 844	447	41
8731	Commercial physical and biological research	2	(D)	(D)	(D)	AA
8732	Commercial economic, sociological, and educational research	2	(D)	(D)	(D)	AA
8734	Testing laboratories	4	(D)	(D)	(D)	BB
874	Management and public relations services	78	24 553	12 042	2 383	301
8741	Management services	20	11 622	6 760	1 271	131
8742	Management consulting services	32	7 240	3 195	693	91
8743	Public relations services	6	913	445	84	15
8744	Facilities support management services	—	—	—	—	—
8748	Business consulting services, n.e.c.	20	4 778	1 642	335	64
89	Services, n.e.c.	21	7 894	2 231	451	79

Table 7a. Summary Statistics for Firms Subject to Federal Income Tax for Metropolitan Areas: 1992—Con.

[Includes only establishments with payroll. For meaning of abbreviations and symbols, see introductory text. For explanation of terms and comparability of 1987 and 1992 censuses, see appendix A. For definitions of CMSA's, MSA's, and PMSA's, see appendix D]

SIC code	Geographic area and kind of business or operation	Establishments (number)	Receipts (\$1,000)	Annual payroll (\$1,000)	First-quarter payroll (\$1,000)	Paid employees for pay period including March 12 (number)
MELBOURNE—TITUSVILLE—PALM BAY, FL MSA						
	Total	3 237	2 977 214	1 285 825	299 404	43 856
70 ex. 704	Hotels, rooming houses, camps, and other lodging places (except membership lodging)	78	80 853	19 816	4 628	2 008
7011	Hotels and motels	69	76 956	19 266	4 529	1 974
7011 pt.	Hotels	20	36 575	9 555	2 255	987
7011 pt.	Hotels, 25 guestrooms or more	19	(D)	(D)	(D)	FF
7011 pt.	Hotels, less than 25 guestrooms	1	(D)	(D)	(D)	AA
7011 pt.	Motels, motor hotels, and tourist courts	49	40 381	9 711	2 274	987
7011 pt.	Motels, tourist courts	43	34 960	8 657	2 033	837
7011 pt.	Motor hotels	6	5 421	1 054	241	150
702, 3	Other lodging places	9	3 897	550	99	34
702	Rooming and boarding houses	—	—	—	—	—
703	Camps and recreational vehicle parks	9	3 897	550	99	34
72	Personal services	347	62 950	22 443	5 465	2 218
721	Laundry, cleaning, and garment services	79	22 721	7 769	1 707	632
7211	Power laundries, family and commercial*	—	—	—	—	—
7213	Linen supply*	1	(D)	(D)	(D)	AA
7215	Coin-operated laundries and drycleaning	21	(D)	(D)	(D)	BB
7216	Drycleaning plants, except rug cleaning*	24	7 352	3 126	705	257
7217	Carpet and upholstery cleaning	27	3 680	1 028	251	104
7218	Industrial laundries*	2	(D)	(D)	(D)	CC
7212, 9	Other laundry, cleaning, and garment services*	4	175	27	6	4
7212	Garment pressing, and agents for laundries and drycleaners	1	(D)	(D)	(D)	AA
7219	Laundry and garment services, n.e.c.*	3	(D)	(D)	(D)	AA
722	Photographic studios, portrait	18	4 455	1 063	217	100
723, 4	Beauty and barber shops	198	21 636	9 999	2 522	1 017
723	Beauty shops	193	20 818	9 578	2 418	988
724	Barber shops	5	818	421	104	29
725	Shoe repair shops and shoeshine parlors	3	287	39	13	6
726	Funeral service and crematories	16	7 546	1 597	393	123
729	Miscellaneous personal services	33	6 305	1 976	613	340
7291	Tax return preparation services	8	(D)	(D)	(D)	EE
7299	Miscellaneous personal services, n.e.c.	25	(D)	(D)	(D)	BB
73	Business services	564	364 105	157 905	37 052	6 688
731	Advertising	21	5 614	1 542	375	84
7311	Advertising agencies	17	2 684	857	208	49
7312	Outdoor advertising services	1	(D)	(D)	(D)	AA
7313	Radio, television, publishers' advertising representatives	2	(D)	(D)	(D)	BB
7319	Advertising, n.e.c.	1	(D)	(D)	(D)	AA
732	Consumer credit reporting agencies, mercantile reporting agencies, and adjustment and collection agencies	7	3 850	1 641	332	58
7322	Adjustment and collection services	4	(D)	(D)	(D)	BB
7323	Credit reporting services	3	(D)	(D)	(D)	BB
733	Mailing, reproduction, commercial art and photography, and stenographic services	44	16 955	9 365	2 349	292
7331	Direct mail advertising services	3	387	112	21	4
7334	Photocopying and duplicating services	8	2 307	469	106	29
7335, 6	Commercial photography, art, and graphics	21	11 924	8 452	2 150	237
7335	Commercial photography	5	(D)	(D)	(D)	CC
7336	Commercial art and graphic design	16	(D)	(D)	(D)	BB
7338	Secretarial and court reporting services	12	2 337	332	72	22
734	Services to dwellings and other buildings	131	29 100	12 513	2 936	952
7342	Disinfecting and pest control services	41	15 752	5 797	1 382	303
7349	Building cleaning and maintenance services, n.e.c.	90	13 348	6 716	1 554	649
735	Miscellaneous equipment rental and leasing	40	15 841	4 289	1 029	229
7352	Medical equipment rental and leasing	6	(D)	(D)	(D)	BB
7353	Heavy construction equipment rental and leasing	4	(D)	(D)	(D)	BB
7359	Equipment rental and leasing, n.e.c.	30	11 271	3 083	740	171
736	Personnel supply services	42	40 156	29 465	6 237	2 017
7361	Employment agencies	9	1 040	264	48	12
7363	Help supply services	33	39 116	29 201	6 189	2 005
7363 pt.	Temporary help supply	32	(D)	(D)	(D)	GG
7363 pt.	Help supply, except temporary	1	(D)	(D)	(D)	FF
737	Computer programming, data processing, and other computer related services	134	208 655	84 343	20 272	1 970
7371, 2, 3	Computer programming, prepackaged software, and integrated systems	98	192 198	77 342	18 537	1 710
7371	Computer programming services	69	73 846	38 184	9 390	809
7372	Prepackaged software	8	5 184	2 201	511	52
7373	Computer integrated systems	21	113 168	36 957	8 636	849
7374, 5, 6	Data processing services	18	8 891	3 785	1 038	139
7374, 5	Computer processing, information retrieval	15	(D)	(D)	(D)	BB
7376	Computer facilities management services	3	(D)	(D)	(D)	BB
7377, 8, 9	Computer rental and leasing, maintenance, and related services, n.e.c.	18	7 566	3 216	697	121
7377	Computer rental and leasing	1	(D)	(D)	(D)	AA
7378	Computer maintenance and repair	9	4 284	2 086	490	85
7379	Computer related services, n.e.c.	8	(D)	(D)	(D)	BB

Table 7a. Summary Statistics for Firms Subject to Federal Income Tax for Metropolitan Areas: 1992—Con.

[Includes only establishments with payroll. For meaning of abbreviations and symbols, see introductory text. For explanation of terms and comparability of 1987 and 1992 censuses, see appendix A. For definitions of CMSA's, MSA's, and PMSA's, see appendix D]

SIC code	Geographic area and kind of business or operation	Establishments (number)	Receipts (\$1,000)	Annual payroll (\$1,000)	First-quarter payroll (\$1,000)	Paid employees for pay period including March 12 (number)
MELBOURNE—TITUSVILLE—PALM BAY, FL MSA—Con.						
73	Business services—Con.					
738	Miscellaneous business services	145	43 934	14 747	3 522	1 086
7381, 2	Detective agencies and protective services	29	9 534	4 791	1 258	488
7381	Detective, guard, and armored car services	21	7 119	4 005	1 060	438
7382	Security systems services	8	2 415	786	198	50
7383	News syndicates	2	(D)	(D)	(D)	AA
7384	Photofinishing laboratories*	22	5 347	1 724	405	127
7389	Business services, n.e.c.	92	(D)	(D)	(D)	EE
7389 pt.	Sign painting shops	5	(D)	(D)	(D)	AA
7389 pt.	Interior designing	9	2 173	517	87	28
7389 pt.	Telephone answering services	4	1 490	701	169	62
7389 pt.	Other business services	74	24 921	6 832	1 559	365
75	Automotive repair, services, and parking	302	99 105	23 622	5 781	1 462
751	Automotive rental and leasing, without drivers	22	25 199	3 440	820	283
7513	Truck rental and leasing, without drivers	6	(D)	(D)	(D)	BB
7514, 5	Passenger car rental and leasing	16	(D)	(D)	(D)	EE
7514	Passenger car rental	15	(D)	(D)	(D)	EE
7515	Passenger car leasing	1	(D)	(D)	(D)	AA
7519	Utility trailer and recreational vehicle rental	—	—	—	—	—
752	Automobile parking	1	(D)	(D)	(D)	AA
753	Automotive repair shops	237	65 212	17 586	4 310	915
7532	Top, body, and upholstery repair shops and paint shops	64	17 967	4 937	1 185	259
7532 pt.	Top and body repair shops	53	15 559	4 271	1 012	220
7532 pt.	Paint shops	11	2 408	666	173	39
7538	General automotive repair shops	118	31 944	8 636	2 179	448
7538 pt.	General automotive repair shops, except diesel	106	28 973	8 076	2 021	406
7538 pt.	Diesel repair shops	12	2 971	560	158	42
7533, 4, 6, 7, 9	Other automotive repair shops	55	15 301	4 013	946	208
7533	Automotive exhaust system repair shops	7	1 528	385	95	21
7534	Tire retreading and repair shops	3	(D)	(D)	(D)	BB
7536	Automotive glass replacement shops	6	2 170	565	134	25
7537	Automotive transmission repair shops	13	3 521	1 036	243	56
7539	Automotive repair shops, n.e.c.	26	(D)	(D)	(D)	BB
7539 pt.	Radiator repair	7	1 900	603	141	32
7539 pt.	Brake, front end, and wheel alignment	5	1 046	279	69	17
7539 pt.	Automotive electrical and fuel system services	12	2 476	590	133	28
7539 pt.	Other automotive repair shops, n.e.c.	2	(D)	(D)	(D)	AA
754	Automotive services, except repair	42	(D)	(D)	(D)	EE
7542	Carwashes	15	(D)	(D)	(D)	CC
7549	Automotive services, except repair and carwashes	27	4 545	1 242	304	109
76	Miscellaneous repair services	147	43 641	13 944	3 024	726
762	Electrical repair shops	45	16 058	6 074	1 439	343
7622	Radio and television repair shops	7	1 812	700	160	39
7623, 9	Other electrical and electronic repair shops	38	14 246	5 374	1 279	304
7623	Refrigeration and air-conditioning service and repair shops	11	5 214	1 478	339	61
7629	Electrical and electronic repair shops, n.e.c.	27	9 032	3 896	940	243
763	Watch, clock, and jewelry repair	4	592	163	51	12
764	Reupholstery and furniture repair	14	1 807	409	82	31
769	Miscellaneous repair and related services	84	25 184	7 298	1 452	340
7692	Welding repair	9	8 484	2 556	286	88
7694	Armature rewinding shops	4	717	298	74	15
7699	Repair shops and related services, n.e.c.	71	15 983	4 444	1 092	237
78, 79, 84	Amusement and recreation services, including motion pictures and museums	172	78 179	18 421	4 516	1 706
781, 2	Motion picture production, distribution, and services	5	(D)	(D)	(D)	BB
783	Motion picture theaters	15	13 327	1 535	383	209
7832	Motion picture theaters, except drive-in	15	13 327	1 535	383	209
7833	Drive-in motion picture theaters	—	—	—	—	—
784	Video tape rental	40	9 012	1 636	359	164
792	Theatrical producers (except motion picture), bands, orchestras, and entertainers	7	(D)	(D)	(D)	AA
7922	Theatrical producers (except motion picture) and miscellaneous theatrical services	2	(D)	(D)	(D)	AA
7929	Bands, orchestras, actors, and other entertainers and entertainment groups	5	(D)	(D)	(D)	AA
793	Bowling centers	6	6 049	1 843	479	168
79 ex. 792, 3, 84	Commercial sports and other amusement and recreation services, including museums	99	46 331	12 661	3 145	1 129
794	Commercial sports	1	(D)	(D)	(D)	BB
7941	Professional sports clubs, managers, promoters	1	(D)	(D)	(D)	BB
7948	Racing, including track operation	—	—	—	—	—
79 ex. 792, 3, 4, 84	Other amusement and recreation services, including museums	98	(D)	(D)	(D)	GG
791	Dance studios, schools, and halls	11	967	292	50	36
7991	Physical fitness facilities	22	6 029	1 629	379	194
7992	Public golf courses	3	(D)	(D)	(D)	BB
7993	Coin-operated amusement devices	12	3 406	683	143	72
7996	Amusement parks	1	(D)	(D)	(D)	AA
7997	Membership sports and recreation clubs	13	11 222	3 507	887	328
7999, 84	Amusement and recreation services, including museums, n.e.c.	36	(D)	(D)	(D)	EE
7999 pt.	Concession operators of amusement devices and rides	1	(D)	(D)	(D)	AA
7999 pt.	Carnivals, circuses, and fairs	—	—	—	—	—
7999 pt., 84	Other recreation and amusements, including museums	35	(D)	(D)	(D)	EE

Table 7a. Summary Statistics for Firms Subject to Federal Income Tax for Metropolitan Areas: 1992—Con.

[Includes only establishments with payroll. For meaning of abbreviations and symbols, see introductory text. For explanation of terms and comparability of 1987 and 1992 censuses, see appendix A. For definitions of CMSA's, MSA's, and PMSA's, see appendix D]

SIC code	Geographic area and kind of business or operation	Establishments (number)	Receipts (\$1,000)	Annual payroll (\$1,000)	First-quarter payroll (\$1,000)	Paid employees for pay period including March 12 (number)
MELBOURNE—TITUSVILLE—PALM BAY, FL MSA—Con.						
80	Health services -----	813	542 723	250 394	50 885	7 269
801	Offices and clinics of doctors of medicine -----	378	310 353	158 827	30 355	2 817
8011 pt.	Offices of doctors of medicine -----	368	299 175	155 281	29 497	2 707
8011 pt.	General medical clinics -----	10	11 178	3 546	858	110
802	Offices and clinics of dentists -----	160	62 133	26 139	5 880	1 038
803	Offices and clinics of doctors of osteopathy -----	12	4 932	3 206	466	41
804	Offices and clinics of other health practitioners -----	158	34 468	10 840	2 352	487
8041	Offices and clinics of chiropractors -----	71	14 312	4 657	1 129	236
8042	Offices and clinics of optometrists -----	26	6 182	1 673	324	74
8043	Offices and clinics of podiatrists -----	12	3 948	1 627	321	57
8049	Offices and clinics of health practitioners, n.e.c. -----	49	10 026	2 883	578	120
805	Nursing and personal care facilities -----	20	54 869	23 390	5 361	1 591
8051	Skilled nursing care facilities -----	14	44 256	19 169	4 462	1 307
8052	Intermediate care facilities -----	3	(D)	(D)	(D)	EE
8059	Nursing and personal care facilities, n.e.c. -----	3	(D)	(D)	(D)	BB
806	Hospitals -----	2	(D)	(D)	(D)	EE
8062	General medical and surgical hospitals -----	—	—	—	—	—
8063, 9	Specialty hospitals -----	2	(D)	(D)	(D)	EE
807, 8, 9	Other health services -----	83	(D)	(D)	(D)	FF
807	Medical and dental laboratories -----	40	15 103	3 550	867	188
8071	Medical laboratories -----	24	12 163	2 319	616	127
8072	Dental laboratories -----	16	2 940	1 231	251	61
808	Home health care services -----	15	14 369	9 569	2 130	520
809	Miscellaneous health and allied services, n.e.c. -----	28	(D)	(D)	(D)	CC
8092	Kidney dialysis centers -----	1	(D)	(D)	(D)	BB
8093	Specialty outpatient facilities, n.e.c. -----	19	12 610	3 382	838	115
8099	Health and allied services, n.e.c. -----	8	(D)	(D)	(D)	BB
81	Legal services -----	206	76 069	37 694	7 281	848
823, 4, 9	Selected educational services -----	25	3 960	989	221	76
823	Libraries -----	—	—	—	—	—
824	Vocational schools -----	9	763	166	42	10
829	Schools and educational services, n.e.c. -----	16	3 197	823	179	66
83	Social services -----	122	21 333	8 760	1 964	1 069
835	Child day care services -----	89	14 810	6 499	1 508	941
832, 3, 6, 9	Other social services -----	33	6 523	2 261	456	128
87 ex. 8733	Engineering, accounting, research, management, and related services (except noncommercial research organizations) -----	432	1 595 689	728 901	177 788	19 672
871	Engineering, architectural, and surveying services -----	150	412 789	126 881	30 399	3 192
8711	Engineering services -----	101	400 428	120 829	29 251	2 971
8712	Architectural services -----	18	3 756	1 682	276	48
8713	Surveying services -----	31	8 605	4 370	872	173
872	Accounting, auditing, and bookkeeping services -----	133	23 710	9 207	2 146	429
873 ex. 8733	Research, development, and testing services (except noncommercial research organizations) -----	31	22 785	11 496	2 623	359
8731	Commercial physical and biological research -----	16	16 884	9 122	2 036	250
8732	Commercial economic, sociological, and educational research -----	5	787	211	56	31
8734	Testing laboratories -----	10	5 114	2 163	531	78
874	Management and public relations services -----	118	1 136 405	581 317	142 620	15 692
8741	Management services -----	28	20 676	11 305	2 694	459
8742	Management consulting services -----	46	8 754	3 855	779	120
8743	Public relations services -----	4	1 084	416	81	10
8744	Facilities support management services -----	17	1 102 570	564 481	138 802	15 064
8748	Business consulting services, n.e.c. -----	23	3 321	1 260	264	39
89	Services, n.e.c. -----	29	8 607	2 936	799	114
MIAMI—FORT LAUDERDALE, FL CMSA						
	Total -----	35 552	20 529 511	7 630 802	1 726 734	323 050
70 ex. 704	Hotels, rooming houses, camps, and other lodging places (except membership lodging) -----	737	1 268 212	364 214	96 457	29 330
7011	Hotels and motels -----	703	1 260 013	362 867	96 163	29 218
7011 pt.	Hotels -----	380	1 105 290	326 655	87 972	26 099
7011 pt.	Hotels, 25 guestrooms or more -----	335	1 098 544	325 588	87 681	25 985
7011 pt.	Hotels, less than 25 guestrooms -----	45	6 746	1 067	291	114
7011 pt.	Motels, motor hotels, and tourist courts -----	323	154 723	36 212	8 191	3 119
7011 pt.	Motels, tourist courts -----	291	113 317	27 115	5 836	2 327
7011 pt.	Motor hotels -----	32	41 406	9 097	2 355	792
702, 3	Other lodging places -----	34	8 199	1 347	294	112
702	Rooming and boarding houses -----	16	1 617	280	64	39
703	Camps and recreational vehicle parks -----	18	6 582	1 067	230	73
7032	Sporting and recreational camps -----	6	(D)	(D)	(D)	AA
7033	Recreational vehicle parks and campsites -----	12	(D)	(D)	(D)	BB

Table 7a. Summary Statistics for Firms Subject to Federal Income Tax for Metropolitan Areas: 1992 — Con.

[Includes only establishments with payroll. For meaning of abbreviations and symbols, see introductory text. For explanation of terms and comparability of 1987 and 1992 censuses, see appendix A. For definitions of CMSA's, MSA's, and PMSA's, see appendix D]

SIC code	Geographic area and kind of business or operation	Establishments (number)	Receipts (\$1,000)	Annual payroll (\$1,000)	First-quarter payroll (\$1,000)	Paid employees for pay period including March 12 (number)
MIAMI-FORT LAUDERDALE, FL CMSA — Con.						
72	Personal services -----	3 261	692 142	224 432	57 383	20 254
721	Laundry, cleaning, and garment services -----	960	264 423	86 742	21 964	6 640
7211	Power laundries, family and commercial* -----	36	13 017	5 463	1 592	433
7213	Linen supply* -----	28	31 830	10 983	3 116	715
7215	Coin-operated laundries and drycleaning -----	219	38 930	6 922	1 647	688
7215 pt.	Coin-operated laundries and drycleaning stores -----	199	22 275	4 456	1 112	549
7215 pt.	Coin-operated laundry routes -----	20	16 655	2 466	535	139
7216	Drycleaning plants, except rug cleaning* -----	401	85 212	30 348	7 554	2 592
7217	Carpet and upholstery cleaning -----	109	26 750	9 155	2 247	713
7218	Industrial laundriers* -----	16	48 250	17 018	4 192	879
7212, 9	Other laundry, cleaning, and garment services* -----	151	20 434	6 853	1 616	620
7212	Garment pressing, and agents for laundries and drycleaners -----	78	11 739	3 418	803	299
7219	Laundry and garment services, n.e.c.* -----	73	8 695	3 435	813	321
722	Photographic studios, portrait -----	126	30 297	7 482	1 799	634
723, 4	Beauty and barber shops -----	1 665	195 991	74 424	18 717	7 578
723	Beauty shops -----	1 591	189 583	72 145	18 211	7 402
724	Barber shops -----	74	6 408	2 279	506	176
725	Shoe repair shops and shoeshine parlors -----	57	(D)	(D)	(D)	CC
726	Funeral service and crematories -----	90	77 115	21 395	5 068	939
729	Miscellaneous personal services -----	363	(D)	(D)	(D)	HH
7291	Tax return preparation services -----	47	(D)	(D)	(D)	GG
7299	Miscellaneous personal services, n.e.c. -----	316	(D)	(D)	(D)	HH
7299 pt.	Massage parlors, tanning salons, and saunas -----	42	2 811	769	222	87
7299 pt.	Other personal services -----	274	(D)	(D)	(D)	HH
7299 pt.	Diet and weight reducing services -----	55	27 919	8 055	1 942	674
7299 pt.	Formal wear rental -----	34	8 430	2 259	510	169
7299 pt.	Other personal services, n.e.c. -----	185	(D)	(D)	(D)	GG
73	Business services -----	6 635	3 851 752	1 487 591	347 200	87 436
731	Advertising -----	475	262 630	81 376	18 508	3 189
7311	Advertising agencies -----	353	166 460	60 553	13 657	1 777
7312	Outdoor advertising services -----	26	46 200	7 131	1 782	272
7313	Radio, television, publishers' advertising representatives -----	50	19 475	6 404	1 441	188
7313 pt.	Radio, television advertising representatives -----	14	4 815	1 601	290	42
7313 pt.	Publishers' advertising representatives -----	36	14 660	4 803	1 151	146
7319	Advertising, n.e.c. -----	46	30 495	7 288	1 628	952
732	Consumer credit reporting agencies, mercantile reporting agencies, and adjustment and collection agencies -----	172	88 214	34 242	8 532	1 815
7322	Adjustment and collection services -----	138	61 878	28 205	6 836	1 474
7323	Credit reporting services -----	34	26 336	6 037	1 696	341
733	Mailing, reproduction, commercial art and photography, and stenographic services -----	751	283 897	80 743	18 652	3 795
7331	Direct mail advertising services -----	66	68 319	19 939	4 453	1 034
7331 pt.	Mailing list compilers, brokers, and managers -----	24	12 565	3 339	737	180
7331 pt.	Direct mail advertising services, except mailing list services -----	42	56 254	16 600	3 716	854
7334	Photocopying and duplicating services -----	89	48 668	14 772	3 396	780
7334 pt.	Blueprinting and photocopying services -----	85	47 804	14 508	3 351	768
7334 pt.	Duplicating services, except printing and photocopying -----	4	864	264	45	12
7335, 6	Commercial photography, art, and graphics -----	371	92 379	22 541	5 219	1 093
7335	Commercial photography -----	122	34 522	6 947	1 818	311
7336	Commercial art and graphic design -----	249	57 857	15 594	3 401	782
7336 pt.	Commercial art -----	56	8 565	2 919	594	137
7336 pt.	Graphic arts and related design -----	193	49 292	12 675	2 807	645
7338	Secretarial and court reporting services -----	225	73 531	23 491	5 584	888
734	Services to dwellings and other buildings -----	1 101	338 880	140 764	33 795	11 981
7342	Disinfecting and pest control services -----	334	155 633	62 674	14 554	2 952
7349	Building cleaning and maintenance services, n.e.c. -----	767	183 247	78 090	19 241	9 029
735	Miscellaneous equipment rental and leasing -----	514	495 538	95 435	21 923	3 825
7352	Medical equipment rental and leasing -----	127	59 501	14 804	3 314	624
7353	Heavy construction equipment rental and leasing -----	80	69 097	21 237	4 887	727
7353 pt.	Rental and leasing of heavy construction equipment without operators -----	34	21 532	4 256	1 015	200
7353 pt.	Rental and leasing of heavy construction equipment with operators -----	46	47 565	16 981	3 872	527
7359	Equipment rental and leasing, n.e.c. -----	307	366 940	59 394	13 722	2 474
7359 pt.	Equipment rental -----	260	185 841	40 887	10 298	1 914
7359 pt.	Rent-to-own -----	40	26 343	4 825	1 204	270
7359 pt.	Equipment rental, except rent-to-own -----	220	159 498	36 062	9 094	1 644
7359 pt.	Equipment leasing, except finance leasing -----	47	181 099	18 507	3 424	560
736	Personnel supply services -----	534	611 444	418 194	93 391	30 991
7361	Employment agencies -----	201	54 672	23 397	4 967	852
7363	Help supply services -----	333	556 772	394 797	88 424	30 139
7363 pt.	Temporary help supply -----	273	417 359	284 995	65 739	24 274
7363 pt.	Help supply, except temporary -----	60	139 413	109 802	22 685	5 865
7363 pt.	Employee leasing -----	43	130 921	104 333	21 462	5 251
7363 pt.	Other help supply services -----	17	8 492	5 469	1 223	614
737	Computer programming, data processing, and other computer related services -----	852	626 205	250 255	59 707	7 406
7371, 2, 3	Computer programming, prepackaged software, and integrated systems -----	498	283 626	99 282	22 410	2 717
7371	Computer programming services -----	352	129 840	56 926	12 860	1 492
7372	Prepackaged software -----	76	94 449	25 886	5 768	735
7373	Computer integrated systems -----	70	59 337	16 470	3 782	490
7374, 5, 6	Data processing services -----	150	(D)	(D)	(D)	HH
7374, 5	Computer processing, information retrieval -----	143	217 530	109 352	27 442	3 434
7374	Computer processing and data preparation and processing services -----	116	182 817	95 818	24 078	2 825
7375	Information retrieval services -----	27	34 713	13 534	3 364	609
7376	Computer facilities management services -----	7	(D)	(D)	(D)	BB

Table 7a. Summary Statistics for Firms Subject to Federal Income Tax for Metropolitan Areas: 1992 — Con.

[Includes only establishments with payroll. For meaning of abbreviations and symbols, see introductory text. For explanation of terms and comparability of 1987 and 1992 censuses, see appendix A. For definitions of CMSA's, MSA's, and PMSA's, see appendix D]

SIC code	Geographic area and kind of business or operation	Establishments (number)	Receipts (\$1,000)	Annual payroll (\$1,000)	First-quarter payroll (\$1,000)	Paid employees for pay period including March 12 (number)
MIAMI-FORT LAUDERDALE, FL CMSA — Con.						
73	Business services — Con.					
737	Computer programming, data processing, and other computer related services — Con.					
7377, 8, 9	Computer rental and leasing, maintenance, and related services, n.e.c. -----	204	(D)	(D)	(D)	GG
7377	Computer rental and leasing -----	18	31 411	13 288	2 851	328
7378	Computer maintenance and repair -----	80	57 243	15 844	4 150	554
7379	Computer related services, n.e.c. -----	106	(D)	(D)	(D)	EE
7379 pt.	Computer consultants -----	80	21 106	8 219	2 074	238
7379 pt.	Miscellaneous computer services, n.e.c. -----	26	(D)	(D)	(D)	CC
738	Miscellaneous business services -----	2 236	1 145 444	386 582	92 692	24 434
7381, 2	Detective agencies and protective services -----	496	358 668	181 806	44 366	13 464
7381	Detective, guard, and armored car services -----	402	260 602	151 951	36 441	12 096
7381 pt.	Detective agencies and guard services -----	387	(D)	(D)	(D)	JJ
7381 pt.	Armored car services -----	15	(D)	(D)	(D)	EE
7382	Security systems services -----	94	98 066	29 855	7 925	1 368
7383	News syndicates -----	14	13 938	3 408	821	92
7384	Photofinishing laboratories* -----	211	87 999	22 657	4 805	1 300
7384 pt.	Photofinishing laboratories, except "one-hour" (mini) labs* -----	114	63 333	16 473	3 307	824
7384 pt.	One-hour (mini) photofinishing* -----	97	24 666	6 184	1 498	476
7389	Business services, n.e.c. -----	1 515	684 839	178 711	42 700	9 578
7389 pt.	Sign painting shops -----	48	10 116	2 678	552	140
7389 pt.	Interior designing -----	270	99 719	21 543	4 809	692
7389 pt.	Telephone answering services -----	43	18 151	8 341	1 936	639
7389 pt.	Other business services -----	1 154	556 853	146 149	35 403	8 107
7389 pt.	Water softening and conditioning services -----	26	(D)	(D)	(D)	CC
7389 pt.	Packaging and labeling services -----	40	13 248	3 864	1 005	290
7389 pt.	Trading stamp services -----	2	(D)	(D)	(D)	AA
7389 pt.	Miscellaneous business services -----	1 086	533 168	139 525	33 746	7 668
7389 pt.	Convention and trade show services -----	67	42 011	12 862	2 978	547
7389 pt.	Private mail centers -----	54	23 024	5 067	871	293
7389 pt.	Miscellaneous business services, n.e.c. -----	965	468 133	121 596	29 897	6 828
75	Automotive repair, services, and parking -----	2 587	1 479 840	264 421	62 224	14 513
751	Automotive rental and leasing, without drivers -----	201	754 953	90 325	21 540	4 094
7513	Truck rental and leasing, without drivers -----	61	(D)	(D)	(D)	FF
7513 pt.	Truck rental, without drivers -----	36	64 164	9 372	2 043	377
7513 pt.	Truck leasing, except finance leasing -----	25	(D)	(D)	(D)	CC
7514, 5	Passenger car rental and leasing -----	128	640 190	72 272	17 305	3 427
7514	Passenger car rental -----	100	499 668	64 255	15 693	3 250
7515	Passenger car leasing -----	28	140 522	8 017	1 612	177
7519	Utility trailer and recreational vehicle rental -----	12	(D)	(D)	(D)	BB
752	Automobile parking -----	116	(D)	(D)	(D)	GG
7521 pt.	Parking lots -----	91	(D)	(D)	(D)	EE
7521 pt.	Parking structures -----	25	16 613	4 524	1 193	513
753	Automotive repair shops -----	1 968	578 794	136 135	31 767	7 135
7532	Top, body, and upholstery repair shops and paint shops -----	529	169 170	41 968	9 588	2 200
7532 pt.	Top and body repair shops -----	467	153 276	37 657	8 651	1 986
7532 pt.	Paint shops -----	62	15 894	4 311	937	214
7538	General automotive repair shops -----	972	267 843	61 754	14 678	3 177
7538 pt.	General automotive repair shops, except diesel -----	905	230 750	53 926	12 925	2 879
7538 pt.	Diesel repair shops -----	67	37 093	7 828	1 753	298
7533, 4, 6, 7, 9	Other automotive repair shops -----	467	141 781	32 413	7 501	1 758
7533	Automotive exhaust system repair shops -----	52	25 870	6 643	1 609	317
7534	Tire retreading and repair shops -----	48	15 234	2 710	595	169
7536	Automotive glass replacement shops -----	63	38 819	8 318	1 736	316
7537	Automotive transmission repair shops -----	111	20 327	4 564	1 110	321
7539	Automotive repair shops, n.e.c. -----	193	41 531	10 178	2 451	635
7539 pt.	Radiator repair -----	35	7 534	1 467	353	94
7539 pt.	Brake, front end, and wheel alignment -----	40	8 948	2 279	563	137
7539 pt.	Automotive electrical and fuel system services -----	84	15 886	4 175	1 008	265
7539 pt.	Carburetor repair shops -----	27	5 275	1 604	385	95
7539 pt.	Automotive electrical repair shops -----	57	10 611	2 571	623	170
7539 pt.	Other automotive repair shops, n.e.c. -----	34	9 163	2 257	527	139
754	Automotive services, except repair -----	302	(D)	(D)	(D)	GG
7542	Carwashes -----	114	(D)	(D)	(D)	FF
7549	Automotive services, except repair and carwashes -----	188	70 179	19 745	4 487	1 313
7549 pt.	Lubrication shops -----	48	15 876	4 508	1 119	403
7549 pt.	Other automotive services -----	140	54 303	15 237	3 368	910
7549 pt.	Towing services -----	100	40 126	12 431	2 676	619
7549 pt.	Other automotive services, n.e.c. -----	40	14 177	2 806	692	291
76	Miscellaneous repair services -----	1 525	620 169	183 475	43 669	8 442
762	Electrical repair shops -----	549	291 403	91 913	21 544	4 005
7622	Radio and television repair shops -----	130	33 844	11 770	2 899	626
7623, 9	Other electrical and electronic repair shops -----	419	257 559	80 143	18 645	3 379
7623	Refrigeration and air-conditioning service and repair shops -----	158	79 818	21 181	4 737	948
7629	Electrical and electronic repair shops, n.e.c. -----	261	177 741	58 962	13 908	2 431
763	Watch, clock, and jewelry repair -----	46	3 763	1 000	226	80
764	Reupholstery and furniture repair -----	157	22 615	6 202	1 481	416
769	Miscellaneous repair and related services -----	773	302 388	84 360	20 418	3 941
7692	Welding repair -----	79	17 595	4 830	1 005	257
7694	Armature rewinding shops -----	38	29 478	10 041	2 446	411
7699	Repair shops and related services, n.e.c. -----	656	255 315	69 489	16 967	3 273
7699 pt.	Farm machinery and equipment repair -----	13	(D)	(D)	(D)	BB
7699 pt.	Lawnmower and other small gasoline engine repair -----	40	8 479	1 553	369	88
7699 pt.	Sewer and septic tank cleaning services -----	14	(D)	(D)	(D)	BB
7699 pt.	Other repair and related services, n.e.c. -----	589	236 961	65 198	15 964	3 056

Table 7a. Summary Statistics for Firms Subject to Federal Income Tax for Metropolitan Areas: 1992 — Con.

[Includes only establishments with payroll. For meaning of abbreviations and symbols, see introductory text. For explanation of terms and comparability of 1987 and 1992 censuses, see appendix A. For definitions of CMSA's, MSA's, and PMSA's, see appendix D]

SIC code	Geographic area and kind of business or operation	Establishments (number)	Receipts (\$1,000)	Annual payroll (\$1,000)	First-quarter payroll (\$1,000)	Paid employees for pay period including March 12 (number)
MIAMI-FORT LAUDERDALE, FL CMSA — Con.						
78, 79, 84	Amusement and recreation services, including motion pictures and museums	1 634	1 191 828	302 374	70 331	17 987
781, 2	Motion picture production, distribution, and services	215	237 417	44 773	11 030	1 576
7812 pt.	Motion picture production, except for television	55	(D)	(D)	(D)	CC
7812 pt.	Motion picture and tape production for television	63	71 847	17 112	4 176	538
7819	Services allied to motion picture production	63	59 784	18 506	4 609	708
7822 pt.	Motion picture film and tape distributors	21	(D)	(D)	(D)	CC
7822 pt.	Motion picture film exchanges	10	(D)	(D)	(D)	BB
7822 pt.	Video tape wholesalers	11	(D)	(D)	(D)	BB
7822 pt.	Film and tape distribution for television	10	(D)	(D)	(D)	BB
7829	Services allied to motion picture distribution	3	(D)	(D)	(D)	AA
783	Motion picture theaters	75	100 145	11 083	2 666	1 483
7832	Motion picture theaters, except drive-in	74	(D)	(D)	(D)	GG
7833	Drive-in motion picture theaters	1	(D)	(D)	(D)	AA
784	Video tape rental	248	72 937	12 228	2 831	1 158
792	Theatrical producers (except motion picture), bands, orchestras, and entertainers	178	109 711	20 102	4 862	1 160
7922	Theatrical producers (except motion picture) and miscellaneous theatrical services	92	54 719	10 825	2 511	620
7922 pt.	Producers of live theatrical productions	16	8 797	2 662	539	146
7922 pt.	Producers of radio and television shows, except tape producers	11	11 420	2 213	506	169
7922 pt.	Artists' and entertainers' managers or agents, concert bureaus, booking agents	41	19 762	3 477	900	107
7922 pt.	Other theatrical services	24	14 740	2 473	566	198
7929	Bands, orchestras, actors, and other entertainers and entertainment groups	86	54 992	9 277	2 351	540
7929 pt.	Dance groups and artists	3	(D)	(D)	(D)	AA
7929 pt.	Symphony orchestras, opera companies, and chamber music organizations	1	(D)	(D)	(D)	AA
7929 pt.	Other music and entertainment presentations	82	(D)	(D)	(D)	FF
7929 pt.	Other music groups and artists	36	(D)	(D)	(D)	CC
7929 pt.	Other entertainers and entertainment groups	46	43 614	6 240	1 354	335
793	Bowling centers	37	33 286	7 800	1 971	837
79 ex. 792, 3, 84	Commercial sports and other amusement and recreation services, including museums	881	638 332	206 388	46 971	11 773
794	Commercial sports	135	305 167	108 708	23 270	3 925
7941	Professional sports clubs, managers, promoters	24	98 104	69 977	13 167	991
7941 pt.	Baseball clubs	2	(D)	(D)	(D)	CC
7941 pt.	Football clubs	1	(D)	(D)	(D)	CC
7941 pt.	Other professional sports clubs	3	(D)	(D)	(D)	FF
7941 pt.	Managers and promoters	18	(D)	(D)	(D)	CC
7948	Racing, including track operation	111	207 063	38 731	10 103	2 934
7948 pt.	Auto racetrack operation	3	(D)	(D)	(D)	CC
7948 pt.	Horse racetrack operation	5	(D)	(D)	(D)	GG
7948 pt.	Dog racetrack operation	3	30 764	6 314	1 832	532
7948 pt.	Racing stables and racing, n.e.c.	100	(D)	(D)	(D)	FF
79 ex. 792, 3, 4; 84	Other amusement and recreation services, including museums	746	333 165	97 680	23 701	7 848
791	Dance studios, schools, and halls	81	11 811	3 744	934	281
7991	Physical fitness facilities	144	69 373	17 017	4 157	1 617
7991 pt.	Physical fitness centers, except gymnasiums and athletic clubs	121	62 760	14 966	3 662	1 394
7991 pt.	Gymnasiums and athletic clubs	23	6 613	2 051	495	223
7992	Public golf courses	27	40 965	11 530	2 886	1 028
7993	Coin-operated amusement devices	63	17 119	3 130	762	305
7996	Amusement parks	10	11 143	3 520	639	261
7997	Membership sports and recreation clubs	85	97 560	36 391	9 444	2 785
7999, 84	Amusement and recreation services, including museums, n.e.c.	336	85 194	22 348	4 879	1 571
7999 pt.	Concession operators of amusement devices and rides	16	4 898	1 218	176	73
7999 pt.	Carnivals, circuses, and fairs	9	2 116	380	62	51
7999 pt.	Carnivals and circuses	7	(D)	(D)	(D)	BB
7999 pt.	Fairs	2	(D)	(D)	(D)	AA
7999 pt., 84	Other recreation and amusements, including museums	311	78 180	20 750	4 641	1 447
84	Museums, art galleries, and botanical and zoological gardens	8	(D)	(D)	(D)	CC
841	Museums and art galleries	4	(D)	(D)	(D)	BB
842	Arboreta and botanical or zoological gardens	4	(D)	(D)	(D)	CC
7999 pt.	Roller skating rinks	17	(D)	(D)	(D)	CC
7999 pt.	Ice skating rinks	2	(D)	(D)	(D)	BB
7999 pt.	Other amusement and recreation services, n.e.c.	284	(D)	(D)	(D)	FF
80	Health services	9 141	6 841 783	2 805 433	621 000	86 935
801	Offices and clinics of doctors of medicine	4 637	3 055 027	1 438 481	298 645	27 320
8011 pt.	Offices of doctors of medicine	4 492	2 710 742	1 344 732	277 170	24 437
8011 pt.	General medical clinics	145	344 285	93 749	21 475	2 883
802	Offices and clinics of dentists	1 539	480 983	189 026	40 568	7 335
8021 pt.	Offices of dentists	1 532	(D)	(D)	(D)	II
8021 pt.	Dental clinics	7	(D)	(D)	(D)	BB
803	Offices and clinics of doctors of osteopathy	207	89 886	39 439	9 319	1 020
8031 pt.	Offices of osteopathic physicians	194	86 069	37 931	8 964	975
8031 pt.	Osteopathic clinics	13	3 817	1 508	355	45
804	Offices and clinics of other health practitioners	1 435	338 209	123 358	27 044	5 164
8041	Offices and clinics of chiropractors	465	109 138	36 608	8 017	1 582
8042	Offices and clinics of optometrists	239	51 160	15 713	3 537	666
8043	Offices and clinics of podiatrists	178	40 075	14 995	3 381	607
8049	Offices and clinics of health practitioners, n.e.c.	553	137 836	56 042	12 109	2 309

Table 7a. Summary Statistics for Firms Subject to Federal Income Tax for Metropolitan Areas: 1992 — Con.

[Includes only establishments with payroll. For meaning of abbreviations and symbols, see introductory text. For explanation of terms and comparability of 1987 and 1992 censuses, see appendix A. For definitions of CMSA's, MSA's, and PMSA's, see appendix D]

SIC code	Geographic area and kind of business or operation	Establishments (number)	Receipts (\$1,000)	Annual payroll (\$1,000)	First-quarter payroll (\$1,000)	Paid employees for pay period including March 12 (number)
MIAMI-FORT LAUDERDALE, FL CMSA — Con.						
80	Health services — Con.					
805	Nursing and personal care facilities	179	371 061	156 362	36 818	9 618
8051	Skilled nursing care facilities	129	342 491	144 815	34 339	8 956
8052	Intermediate care facilities	21	(D)	(D)	(D)	EE
8059	Nursing and personal care facilities, n.e.c.	29	(D)	(D)	(D)	CC
806	Hospitals	41	1 491 583	515 005	126 662	19 781
8062	General medical and surgical hospitals	26	1 323 659	451 873	111 266	17 155
8063, 9	Specialty hospitals	15	167 924	63 132	15 396	2 626
8063	Psychiatric hospitals	11	94 840	35 069	8 471	1 573
8069	Specialty hospitals, except psychiatric	4	73 084	28 063	6 925	1 053
807, 8, 9	Other health services	1 103	1 015 034	343 762	81 944	16 697
807	Medical and dental laboratories	454	305 795	88 124	20 850	3 593
8071	Medical laboratories	302	281 270	78 201	18 443	3 081
8072	Dental laboratories	152	24 525	9 923	2 407	512
808	Home health care services	329	440 314	170 041	41 821	9 586
809	Miscellaneous health and allied services, n.e.c.	320	268 925	85 597	19 273	3 518
8092	Kidney dialysis centers	33	47 826	14 844	3 041	639
8093	Specialty outpatient facilities, n.e.c.	181	129 116	37 994	9 146	1 664
8099	Health and allied services, n.e.c.	106	91 983	32 759	7 086	1 215
81	Legal services	4 064	2 100 906	1 016 120	208 399	19 549
823, 4, 9	Selected educational services	284	152 428	47 219	12 086	3 199
823	Libraries	3	447	145	37	20
824	Vocational schools	85	88 456	27 211	6 831	1 326
8243	Data processing schools	16	8 511	2 467	614	136
8244	Business and secretarial schools	15	(D)	(D)	(D)	EE
8249	Vocational schools, n.e.c.	54	(D)	(D)	(D)	FF
829	Schools and educational services, n.e.c.	196	63 525	19 863	5 218	1 853
83	Social services	805	198 268	73 533	16 925	6 738
835	Child day care services	473	86 129	36 339	8 536	3 958
832, 3, 6, 9	Other social services	332	112 139	37 194	8 389	2 780
832	Individual and family social services	117	25 602	8 870	1 972	539
833	Job training and vocational rehabilitation services	27	18 021	7 154	1 508	385
836	Residential care	165	64 867	20 001	4 656	1 758
839	Social services, n.e.c.	23	3 649	1 169	253	98
87 ex. 8733	Engineering, accounting, research, management, and related services (except noncommercial research organizations)	4 590	2 052 105	833 980	185 510	27 715
871	Engineering, architectural, and surveying services	1 033	577 510	229 603	51 965	7 194
8711	Engineering services	537	390 803	152 422	34 773	4 557
8712	Architectural services	381	143 784	55 582	12 245	1 746
8713	Surveying services	115	42 923	21 599	4 947	891
872	Accounting, auditing, and bookkeeping services	1 817	587 713	251 685	56 218	8 419
873 ex. 8733	Research, development, and testing services (except noncommercial research organizations)	162	106 420	42 050	10 586	1 552
8731	Commercial physical and biological research	30	21 880	8 452	2 718	239
8731 pt.	Commercial physical research	12	7 534	3 426	1 157	104
8731 pt.	Commercial medical and biological research	18	14 346	5 026	1 561	135
8732	Commercial economic, sociological, and educational research	78	45 039	18 462	4 089	739
8734	Testing laboratories	54	39 501	15 136	3 779	574
874	Management and public relations services	1 578	780 462	310 642	66 741	10 550
8741	Management services	492	368 476	151 720	33 408	5 795
8742	Management consulting services	690	280 323	106 719	22 540	3 148
8743	Public relations services	118	51 639	23 574	5 010	641
8744	Facilities support management services	10	15 327	7 511	1 628	236
8748	Business consulting services, n.e.c.	268	64 697	21 118	4 155	730
89	Services, n.e.c.	289	80 078	28 010	5 550	952
8999 pt.	Scientific and related consulting services, except environmental	41	12 760	5 703	1 249	164
8999 pt.	Other services	248	67 318	22 307	4 301	788
8999 pt.	Environmental consulting	39	26 769	7 392	1 631	244
8999 pt.	Authors, composers, and other arts-related services	57	16 877	7 194	1 018	100
8999 pt.	Other services, n.e.c.	152	23 672	7 721	1 652	444
Fort Lauderdale, FL PMSA						
	Total	14 860	8 427 872	3 096 154	709 279	131 727
70 ex. 704	Hotels, rooming houses, camps, and other lodging places (except membership lodging)	304	378 115	98 132	26 069	8 522
7011	Hotels and motels	291	375 843	97 869	26 012	8 504
7011 pt.	Hotels	130	318 596	86 185	23 023	7 388
7011 pt.	Hotels, 25 guestrooms or more	106	314 940	85 764	22 923	7 347
7011 pt.	Hotels, less than 25 guestrooms	24	3 656	421	100	41
7011 pt.	Motels, motor hotels, and tourist courts	161	57 247	11 684	2 989	1 116
7011 pt.	Motels, tourist courts	144	39 901	7 444	1 858	754
7011 pt.	Motor hotels	17	17 346	4 240	1 131	362
702, 3	Other lodging places	13	2 272	263	57	18
702	Rooming and boarding houses	5	196	26	6	6
703	Camps and recreational vehicle parks	8	2 076	237	51	12
7032	Sporting and recreational camps	1	(D)	(D)	(D)	AA
7033	Recreational vehicle parks and campsites	7	(D)	(D)	(D)	AA

Table 7a. Summary Statistics for Firms Subject to Federal Income Tax for Metropolitan Areas: 1992 — Con.

[Includes only establishments with payroll. For meaning of abbreviations and symbols, see introductory text. For explanation of terms and comparability of 1987 and 1992 censuses, see appendix A. For definitions of CMSA's, MSA's, and PMSA's, see appendix D]

SIC code	Geographic area and kind of business or operation	Establishments (number)	Receipts (\$1,000)	Annual payroll (\$1,000)	First-quarter payroll (\$1,000)	Paid employees for pay period including March 12 (number)
MIAMI-FORT LAUDERDALE, FL CMSA — Con.						
Fort Lauderdale, FL PMSA — Con.						
72	Personal services -----	1 400	266 958	88 357	23 093	8 282
721	Laundry, cleaning, and garment services -----	387	88 413	28 528	7 466	2 247
7211	Power laundries, family and commercial* -----	9	1 278	342	87	32
7213	Linen supply* -----	10	11 199	4 490	1 567	352
7215	Coin-operated laundries and drycleaning -----	76	10 933	1 641	389	181
7215 pt.	Coin-operated laundries and drycleaning stores -----	66	7 002	1 053	259	154
7215 pt.	Coin-operated laundry routes -----	10	3 931	588	130	27
7216	Drycleaning plants, except rug cleaning* -----	171	34 882	12 401	3 041	962
7217	Carpet and upholstery cleaning -----	64	17 061	5 617	1 415	438
7218	Industrial launderers* -----	5	7 701	2 562	621	154
7212, 9	Other laundry, cleaning, and garment services* -----	52	5 359	1 475	346	128
7212	Garment pressing, and agents for laundries and drycleaners -----	26	3 767	945	234	78
7219	Laundry and garment services, n.e.c.* -----	26	1 592	530	112	50
722	Photographic studios, portrait -----	46	12 952	3 096	775	270
723, 4	Beauty and barber shops -----	734	86 125	33 508	8 658	3 470
723	Beauty shops -----	703	82 364	32 198	8 396	3 392
724	Barber shops -----	31	3 761	1 310	262	78
725	Shoe repair shops and shoeshine parlors -----	22	(D)	(D)	(D)	BB
726	Funeral service and crematories -----	42	39 219	10 505	2 520	443
729	Miscellaneous personal services -----	169	(D)	(D)	(D)	GG
7291	Tax return preparation services -----	20	(D)	(D)	(D)	FF
7299	Miscellaneous personal services, n.e.c. -----	149	(D)	(D)	(D)	GG
7299 pt.	Massage parlors, tanning salons, and saunas -----	26	1 772	453	104	47
7299 pt.	Other personal services -----	123	(D)	(D)	(D)	GG
7299 pt.	Diet and weight reducing services -----	29	11 044	2 622	645	220
7299 pt.	Formal wear rental -----	19	5 051	1 296	272	86
7299 pt.	Other personal services, n.e.c. -----	75	(D)	(D)	(D)	FF
73	Business services -----	3 006	1 592 922	612 447	146 274	33 558
731	Advertising -----	189	97 955	30 151	6 876	1 742
7311	Advertising agencies -----	140	57 581	20 000	4 611	699
7312	Outdoor advertising services -----	11	16 378	3 181	722	110
7313	Radio, television, publishers' advertising representatives -----	21	6 639	2 322	432	75
7313 pt.	Radio, television advertising representatives -----	7	2 645	990	159	24
7313 pt.	Publishers' advertising representatives -----	14	3 994	1 332	273	51
7319	Advertising, n.e.c. -----	17	17 357	4 648	1 111	858
732	Consumer credit reporting agencies, mercantile reporting agencies, and adjustment and collection agencies -----	101	50 440	20 801	5 097	1 121
7322	Adjustment and collection services -----	80	41 208	18 220	4 413	981
7323	Credit reporting services -----	21	9 232	2 581	684	140
733	Mailing, reproduction, commercial art and photography, and stenographic services -----	339	99 422	30 099	6 406	1 314
7331	Direct mail advertising services -----	31	26 144	7 667	1 548	307
7331 pt.	Mailing list compilers, brokers, and managers -----	15	7 444	2 156	466	87
7331 pt.	Direct mail advertising services, except mailing list services -----	16	18 700	5 511	1 082	220
7334	Photocopying and duplicating services -----	31	8 689	2 381	562	118
7334 pt.	Blueprinting and photocopying services -----	31	8 689	2 381	562	118
7334 pt.	Duplicating services, except printing and photocopying -----	—	—	—	—	—
7335, 6	Commercial photography, art, and graphics -----	158	35 227	9 459	1 906	485
7335	Commercial photography -----	45	7 910	1 938	418	100
7336	Commercial art and graphic design -----	113	27 317	7 521	1 488	385
7336 pt.	Commercial art -----	23	3 229	1 268	211	28
7336 pt.	Graphic arts and related design -----	90	24 088	6 253	1 277	357
7338	Secretarial and court reporting services -----	119	29 362	10 592	2 390	404
734	Services to dwellings and other buildings -----	565	148 616	61 450	15 008	5 146
7342	Disinfecting and pest control services -----	173	54 531	20 332	4 704	995
7349	Building cleaning and maintenance services, n.e.c. -----	392	94 085	41 118	10 304	4 151
735	Miscellaneous equipment rental and leasing -----	191	166 944	37 532	8 321	1 491
7352	Medical equipment rental and leasing -----	31	26 232	5 314	1 288	228
7353	Heavy construction equipment rental and leasing -----	34	27 800	7 997	1 673	292
7353 pt.	Rental and leasing of heavy construction equipment without operators -----	13	9 246	2 096	453	96
7353 pt.	Rental and leasing of heavy construction equipment with operators -----	21	18 554	5 901	1 220	196
7359	Equipment rental and leasing, n.e.c. -----	126	112 912	24 221	5 360	971
7359 pt.	Equipment rental -----	103	85 279	17 515	4 522	809
7359 pt.	Rent-to-own -----	16	11 754	2 062	556	129
7359 pt.	Equipment rental, except rent-to-own -----	87	73 525	15 453	3 966	680
7359 pt.	Equipment leasing, except finance leasing -----	23	27 633	6 706	838	162
736	Personnel supply services -----	265	284 624	185 603	43 260	10 858
7361	Employment agencies -----	108	27 931	12 046	2 625	457
7363	Help supply services -----	157	256 693	173 557	40 635	10 401
7363 pt.	Temporary help supply -----	131	232 120	157 357	37 127	9 074
7363 pt.	Help supply, except temporary -----	26	24 573	16 200	3 508	1 327
7363 pt.	Employee leasing -----	16	18 889	12 711	2 836	877
7363 pt.	Other help supply services -----	10	5 684	3 489	672	450

Table 7a. Summary Statistics for Firms Subject to Federal Income Tax for Metropolitan Areas: 1992 — Con.

[Includes only establishments with payroll. For meaning of abbreviations and symbols, see introductory text. For explanation of terms and comparability of 1987 and 1992 censuses, see appendix A. For definitions of CMSA's, MSA's, and PMSA's, see appendix D]

SIC code	Geographic area and kind of business or operation	Establishments (number)	Receipts (\$1,000)	Annual payroll (\$1,000)	First-quarter payroll (\$1,000)	Paid employees for pay period including March 12 (number)
MIAMI-FORT LAUDERDALE, FL CMSA — Con.						
Fort Lauderdale, FL PMSA — Con.						
73	Business services—Con.					
737	Computer programming, data processing, and other computer related services -----	406	275 108	108 964	25 992	3 011
7371, 2, 3	Computer programming, prepackaged software, and integrated systems -----	244	148 451	54 531	12 668	1 451
7371	Computer programming services -----	171	65 459	33 180	7 699	821
7372	Prepackaged software -----	40	55 579	12 950	3 036	397
7373	Computer integrated systems -----	33	27 413	8 401	1 933	233
7374, 5, 6	Data processing services -----	58	(D)	(D)	(D)	GG
7374, 5	Computer processing, information retrieval -----	56	73 294	38 510	9 832	1 063
7374	Computer processing and data preparation and processing services -----	44	68 002	36 219	9 262	974
7375	Information retrieval services -----	12	5 292	2 291	570	89
7376	Computer facilities management services -----	2	(D)	(D)	(D)	AA
7377, 8, 9	Computer rental and leasing, maintenance, and related services, n.e.c. -----	104	(D)	(D)	(D)	EE
7377	Computer rental and leasing -----	9	5 416	1 585	327	41
7378	Computer maintenance and repair -----	44	23 208	6 797	1 794	254
7379	Computer related services, n.e.c. -----	51	(D)	(D)	(D)	CC
7379 pt.	Computer consultants -----	37	12 411	4 491	875	119
7379 pt.	Miscellaneous computer services, n.e.c. -----	14	(D)	(D)	(D)	BB
738	Miscellaneous business services -----	950	469 813	137 847	35 314	8 875
7381, 2	Detective agencies and protective services -----	200	122 719	57 090	14 520	4 183
7381	Detective, guard, and armored car services -----	145	69 502	40 216	10 106	3 440
7381 pt.	Detective agencies and guard services -----	141	(D)	(D)	(D)	HH
7381 pt.	Armored car services -----	4	(D)	(D)	(D)	CC
7382	Security systems services -----	55	53 217	16 874	4 414	743
7383	News syndicates -----	3	404	52	13	3
7384	Photofinishing laboratories* -----	90	47 804	11 297	2 569	675
7384 pt.	Photofinishing laboratories, except "one-hour" (mini) labs* -----	53	38 161	8 813	2 006	509
7384 pt.	One-hour (mini) photofinishing -----	37	9 643	2 484	563	166
7389	Business services, n.e.c. -----	657	298 886	69 408	18 212	4 014
7389 pt.	Sign painting shops -----	19	4 467	1 054	228	55
7389 pt.	Interior designing -----	101	41 514	7 294	1 582	272
7389 pt.	Telephone answering services -----	24	10 314	4 256	891	298
7389 pt.	Other business services -----	513	242 591	56 804	15 511	3 389
7389 pt.	Water softening and conditioning services -----	13	4 186	971	242	54
7389 pt.	Packaging and labeling services -----	15	4 870	1 018	245	66
7389 pt.	Trading stamp services -----	-	-	-	-	-
7389 pt.	Miscellaneous business services -----	485	233 535	54 815	15 024	3 289
7389 pt.	Convention and trade show services -----	19	9 781	2 616	636	108
7389 pt.	Private mail centers -----	30	10 990	1 659	391	158
7389 pt.	Miscellaneous business services, n.e.c. -----	436	212 764	50 540	13 997	3 003
75	Automotive repair, services, and parking -----	1 075	664 328	119 578	28 744	5 968
751	Automotive rental and leasing, without drivers -----	82	348 186	44 314	11 073	1 911
7513	Truck rental and leasing, without drivers -----	19	(D)	(D)	(D)	CC
7513 pt.	Truck rental, without drivers -----	11	22 690	3 446	824	131
7513 pt.	Truck leasing, except finance leasing -----	8	(D)	(D)	(D)	BB
7514, 5	Passenger car rental and leasing -----	56	309 315	37 582	9 299	1 675
7514	Passenger car rental -----	41	197 053	32 096	7 844	1 531
7515	Passenger car leasing -----	15	112 262	5 486	1 455	144
7519	Utility trailer and recreational vehicle rental -----	7	(D)	(D)	(D)	BB
752	Automobile parking -----	6	(D)	(D)	(D)	BB
7521 pt.	Parking lots -----	6	(D)	(D)	(D)	BB
7521 pt.	Parking structures -----	-	-	-	-	-
753	Automotive repair shops -----	835	266 414	61 063	14 473	3 040
7532	Top, body, and upholstery repair shops and paint shops -----	219	74 113	17 147	3 884	892
7532 pt.	Top and body repair shops -----	196	68 294	15 548	3 508	806
7532 pt.	Paint shops -----	23	5 819	1 599	376	86
7538	General automotive repair shops -----	426	134 940	31 110	7 516	1 478
7538 pt.	General automotive repair shops, except diesel -----	401	112 457	26 822	6 505	1 326
7538 pt.	Diesel repair shops -----	25	22 483	4 288	1 011	152
7533, 4, 6, 7, 9	Other automotive repair shops -----	190	57 361	12 806	3 073	670
7533	Automotive exhaust system repair shops -----	31	12 588	3 067	741	146
7534	Tire retreading and repair shops -----	7	4 182	656	164	36
7536	Automotive glass replacement shops -----	20	11 701	2 664	592	101
7537	Automotive transmission repair shops -----	41	8 352	1 645	418	111
7539	Automotive repair shops, n.e.c. -----	91	20 538	4 774	1 158	276
7539 pt.	Radiator repair -----	17	3 862	776	177	42
7539 pt.	Brake, front end, and wheel alignment -----	22	5 663	1 256	329	81
7539 pt.	Automotive electrical and fuel system services -----	33	7 583	2 020	497	108
7539 pt.	Carburetor repair shops -----	13	1 907	580	148	36
7539 pt.	Automotive electrical repair shops -----	20	5 676	1 440	349	72
7539 pt.	Other automotive repair shops, n.e.c. -----	19	3 430	722	155	45
754	Automotive services, except repair -----	152	(D)	(D)	(D)	FF
7542	Carwashes -----	65	(D)	(D)	(D)	EE
7549	Automotive services, except repair and carwashes -----	87	35 141	9 299	2 022	635
7549 pt.	Lubrication shops -----	28	11 886	3 566	893	309
7549 pt.	Other automotive services -----	59	23 255	5 733	1 129	326
7549 pt.	Towing services -----	44	16 898	4 820	914	246
7549 pt.	Other automotive services, n.e.c. -----	15	6 357	913	215	80

Table 7a. Summary Statistics for Firms Subject to Federal Income Tax for Metropolitan Areas: 1992 — Con.

[Includes only establishments with payroll. For meaning of abbreviations and symbols, see introductory text. For explanation of terms and comparability of 1987 and 1992 censuses, see appendix A. For definitions of CMSA's, MSA's, and PMSA's, see appendix D]

SIC code	Geographic area and kind of business or operation	Establishments (number)	Receipts (\$1,000)	Annual payroll (\$1,000)	First-quarter payroll (\$1,000)	Paid employees for pay period including March 12 (number)
MIAMI-FORT LAUDERDALE, FL CMSA — Con.						
Fort Lauderdale, FL PMSA — Con.						
76	Miscellaneous repair services	703	277 595	79 328	18 242	3 490
762	Electrical repair shops	265	152 824	47 284	11 019	1 923
7622	Radio and television repair shops	61	15 212	4 748	1 210	243
7623, 9	Other electrical and electronic repair shops	204	137 612	42 536	9 809	1 680
7623	Refrigeration and air-conditioning service and repair shops	86	51 665	14 886	3 241	629
7629	Electrical and electronic repair shops, n.e.c.	118	85 947	27 650	6 568	1 051
763	Watch, clock, and jewelry repair	15	1 298	292	66	28
764	Reupholstery and furniture repair	78	11 471	3 022	751	201
769	Miscellaneous repair and related services	345	112 002	28 730	6 406	1 338
7692	Welding repair	25	4 669	1 490	316	85
7694	Armature rewinding shops	19	6 961	1 445	416	67
7699	Repair shops and related services, n.e.c.	301	100 372	25 795	5 674	1 186
7699 pt.	Farm machinery and equipment repair	5	(D)	(D)	(D)	AA
7699 pt.	Lawnmower and other small gasoline engine repair	24	4 508	894	209	48
7699 pt.	Sewer and septic tank cleaning services	5	(D)	(D)	(D)	BB
7699 pt.	Other repair and related services, n.e.c.	267	91 516	23 518	5 149	1 076
78, 79, 84	Amusement and recreation services, including motion pictures and museums	775	553 175	120 465	30 655	10 036
781, 2	Motion picture production, distribution, and services	82	77 386	8 582	2 242	330
7812 pt.	Motion picture production, except for television	28	(D)	(D)	(D)	BB
7812 pt.	Motion picture and tape production for television	26	7 169	1 693	471	56
7819	Services allied to motion picture production	17	11 856	3 024	733	136
7822 pt.	Motion picture film and tape distributors	8	(D)	(D)	(D)	BB
7822 pt.	Motion picture film exchanges	4	(D)	(D)	(D)	BB
7822 pt.	Video tape wholesalers	4	(D)	(D)	(D)	BB
7822 pt.	Film and tape distribution for television	2	(D)	(D)	(D)	AA
7829	Services allied to motion picture distribution	1	(D)	(D)	(D)	AA
783	Motion picture theaters	39	46 298	5 732	1 405	789
7832	Motion picture theaters, except drive-in	38	(D)	(D)	(D)	FF
7833	Drive-in motion picture theaters	1	(D)	(D)	(D)	AA
784	Video tape rental	99	33 718	5 832	1 373	573
792	Theatrical producers (except motion picture), bands, orchestras, and entertainers	85	57 725	10 873	2 618	626
7922	Theatrical producers (except motion picture) and miscellaneous theatrical services	43	30 379	5 811	1 338	367
7922 pt.	Producers of live theatrical productions	9	5 057	1 697	272	85
7922 pt.	Producers of radio and television shows, except tape producers	4	8 112	1 481	307	78
7922 pt.	Artists' and entertainers' managers or agents, concert bureaus, booking agents	20	9 857	1 682	539	48
7922 pt.	Other theatrical services	10	7 353	951	220	156
7929	Bands, orchestras, actors, and other entertainers and entertainment groups	42	27 346	5 062	1 280	259
7929 pt.	Dance groups and artists	2	(D)	(D)	(D)	AA
7929 pt.	Symphony orchestras, opera companies, and chamber music organizations	1	(D)	(D)	(D)	AA
7929 pt.	Other music and entertainment presentations	39	26 780	4 942	1 245	253
7929 pt.	Other music groups and artists	16	5 066	1 451	461	128
7929 pt.	Other entertainers and entertainment groups	23	21 714	3 491	784	125
793	Bowling centers	29	24 267	5 811	1 466	610
79 ex. 792, 3, 84	Commercial sports and other amusement and recreation services, including museums	441	313 781	83 635	21 551	7 108
794	Commercial sports	74	140 701	30 566	8 707	2 709
7941	Professional sports clubs, managers, promoters	14	21 756	9 833	2 331	431
7941 pt.	Baseball clubs	2	(D)	(D)	(D)	CC
7941 pt.	Football clubs	—	—	—	—	—
7941 pt.	Other professional sports clubs	1	(D)	(D)	(D)	EE
7941 pt.	Managers and promoters	11	(D)	(D)	(D)	BB
7948	Racing, including track operation	60	118 945	20 733	6 376	2 278
7948 pt.	Auto racetrack operation	1	(D)	(D)	(D)	BB
7948 pt.	Horse racetrack operation	3	(D)	(D)	(D)	GG
7948 pt.	Dog racetrack operation	1	(D)	(D)	(D)	EE
7948 pt.	Racing stables and racing, n.e.c.	55	16 654	4 576	1 149	426
79 ex. 792, 3, 4, 84	Other amusement and recreation services, including museums	367	173 080	53 069	12 844	4 399
791	Dance studios, schools, and halls	36	4 684	1 267	317	124
7991	Physical fitness facilities	64	25 651	8 727	2 114	874
7991 pt.	Physical fitness centers, except gymnasiums and athletic clubs	54	22 541	7 656	1 862	734
7991 pt.	Gymnasiums and athletic clubs	10	3 110	1 071	252	140
7992	Public golf courses	16	28 964	8 110	2 055	713
7993	Coin-operated amusement devices	27	9 148	1 566	409	153
7996	Amusement parks	4	7 838	2 641	529	225
7997	Membership sports and recreation clubs	46	56 374	20 062	5 329	1 585
7999, 84	Amusement and recreation services, including museums, n.e.c.	174	40 421	10 696	2 091	725
7999 pt.	Concession operators of amusement devices and rides	6	1 501	444	20	16
7999 pt.	Carnivals, circuses, and fairs	4	481	132	9	9
7999 pt.	Carnivals and circuses	3	(D)	(D)	(D)	AA
7999 pt.	Fairs	1	(D)	(D)	(D)	AA
7999 pt., 84	Other recreation and amusements, including museums	164	38 439	10 120	2 062	700
84	Museums, art galleries, and botanical and zoological gardens	2	(D)	(D)	(D)	AA
841	Museums and art galleries	2	(D)	(D)	(D)	AA
842	Arboreta and botanical or zoological gardens	—	—	—	—	—
7999 pt.	Roller skating rinks	12	3 022	737	165	124
7999 pt.	Ice skating rinks	1	(D)	(D)	(D)	BB
7999 pt.	Other amusement and recreation services, n.e.c.	149	(D)	(D)	(D)	FF

Table 7a. Summary Statistics for Firms Subject to Federal Income Tax for Metropolitan Areas: 1992—Con.

[Includes only establishments with payroll. For meaning of abbreviations and symbols, see introductory text. For explanation of terms and comparability of 1987 and 1992 censuses, see appendix A. For definitions of CMSA's, MSA's, and PMSA's, see appendix D]

SIC code	Geographic area and kind of business or operation	Establishments (number)	Receipts (\$1,000)	Annual payroll (\$1,000)	First-quarter payroll (\$1,000)	Paid employees for pay period including March 12 (number)
MIAMI-FORT LAUDERDALE, FL CMSA—Con.						
Fort Lauderdale, FL PMSA—Con.						
80	Health services	3 650	3 081 497	1 305 884	288 560	39 255
801	Offices and clinics of doctors of medicine	1 643	1 290 262	662 096	135 611	11 358
8011 pt.	Offices of doctors of medicine	1 604	1 242 068	644 420	131 664	10 834
8011 pt.	General medical clinics	39	48 194	17 676	3 947	524
802	Offices and clinics of dentists	633	223 234	90 210	19 396	3 342
8021 pt.	Offices of dentists	632	(D)	(D)	(D)	HH
8021 pt.	Dental clinics	1	(D)	(D)	(D)	AA
803	Offices and clinics of doctors of osteopathy	125	49 619	22 760	5 314	545
8031 pt.	Offices of osteopathic physicians	116	46 723	21 653	5 038	509
8031 pt.	Osteopathic clinics	9	2 896	1 107	276	36
804	Offices and clinics of other health practitioners	729	162 562	55 573	11 618	2 210
8041	Offices and clinics of chiropractors	255	58 139	18 009	3 855	773
8042	Offices and clinics of optometrists	108	24 012	8 042	1 776	318
8043	Offices and clinics of podiatrists	107	22 370	7 843	1 618	321
8049	Offices and clinics of health practitioners, n.e.c.	259	58 041	21 679	4 369	798
805	Nursing and personal care facilities	56	153 663	63 230	14 642	3 833
8051	Skilled nursing care facilities	49	151 120	61 870	14 343	3 756
8052	Intermediate care facilities	1	(D)	(D)	(D)	AA
8059	Nursing and personal care facilities, n.e.c.	6	(D)	(D)	(D)	BB
806	Hospitals	20	715 691	238 767	60 592	9 229
8062	General medical and surgical hospitals	12	624 468	204 961	52 337	7 931
8063, 9	Specialty hospitals	8	91 223	33 806	8 255	1 298
8063	Psychiatric hospitals	5	(D)	(D)	(D)	FF
8069	Specialty hospitals, except psychiatric	3	(D)	(D)	(D)	FF
807, 8, 9	Other health services	444	486 466	173 248	41 387	8 738
807	Medical and dental laboratories	184	177 807	49 690	11 547	1 944
8071	Medical laboratories	110	164 501	43 863	10 156	1 671
8072	Dental laboratories	74	13 306	5 827	1 391	273
808	Home health care services	116	205 876	89 829	22 426	5 361
809	Miscellaneous health and allied services, n.e.c.	144	102 783	33 729	7 414	1 433
8092	Kidney dialysis centers	18	22 477	8 213	1 482	256
8093	Specialty outpatient facilities, n.e.c.	83	54 214	18 047	4 451	886
8099	Health and allied services, n.e.c.	43	26 092	7 469	1 481	291
81	Legal services	1 435	586 756	274 861	57 551	6 025
823, 4, 9	Selected educational services	113	62 557	19 241	5 330	1 635
823	Libraries	-	-	-	-	-
824	Vocational schools	35	35 562	11 605	2 984	609
8243	Data processing schools	6	3 506	991	245	55
8244	Business and secretarial schools	5	(D)	(D)	(D)	CC
8249	Vocational schools, n.e.c.	24	(D)	(D)	(D)	EE
829	Schools and educational services, n.e.c.	78	26 995	7 636	2 346	1 026
83	Social services	377	106 938	39 549	8 884	3 657
835	Child day care services	224	47 839	20 620	4 681	2 131
832, 3, 6, 9	Other social services	153	59 099	18 929	4 203	1 526
832	Individual and family social services	48	12 253	3 780	826	289
833	Job training and vocational rehabilitation services	14	8 027	3 596	762	170
836	Residential care	82	37 865	11 248	2 561	1 035
839	Social services, n.e.c.	9	954	305	54	32
87 ex. 8733	Engineering, accounting, research, management, and related services (except noncommercial research organizations)	1 908	814 051	324 570	73 005	10 847
871	Engineering, architectural, and surveying services	415	244 028	99 873	23 481	3 016
8711	Engineering services	235	189 195	77 300	18 315	2 202
8712	Architectural services	135	37 150	12 531	2 881	425
8713	Surveying services	45	17 683	10 042	2 285	389
872	Accounting, auditing, and bookkeeping services	738	229 084	89 667	20 938	3 389
873 ex. 8733	Research, development, and testing services (except noncommercial research organizations)	70	45 540	18 148	4 458	574
8731	Commercial physical and biological research	12	3 890	1 378	566	59
8731 pt.	Commercial physical research	5	2 254	846	478	47
8731 pt.	Commercial medical and biological research	7	1 636	532	88	12
8732	Commercial economic, sociological, and educational research	33	20 412	10 412	2 321	283
8734	Testing laboratories	25	21 393	6 358	1 571	232
874	Management and public relations services	685	295 399	116 882	24 128	3 868
8741	Management services	207	118 477	49 208	10 623	1 658
8742	Management consulting services	317	118 997	40 899	8 088	1 435
8743	Public relations services	33	23 697	14 183	3 019	367
8744	Facilities support management services	4	8 590	4 004	927	145
8748	Business consulting services, n.e.c.	124	25 638	8 588	1 471	263
89	Services, n.e.c.	114	42 980	13 742	2 872	452
8999 pt.	Scientific and related consulting services, except environmental	14	5 641	2 666	643	76
8999 pt.	Other services	100	37 339	11 076	2 229	376
8999 pt.	Environmental consulting	22	20 389	4 691	1 092	160
8999 pt.	Authors, composers, and other arts-related services	19	7 187	3 000	358	35
8999 pt.	Other services, n.e.c.	59	9 763	3 385	779	181

Table 7a. Summary Statistics for Firms Subject to Federal Income Tax for Metropolitan Areas: 1992 — Con.

[Includes only establishments with payroll. For meaning of abbreviations and symbols, see introductory text. For explanation of terms and comparability of 1987 and 1992 censuses, see appendix A. For definitions of CMSA's, MSA's, and PMSA's, see appendix D]

SIC code	Geographic area and kind of business or operation	Establishments (number)	Receipts (\$1,000)	Annual payroll (\$1,000)	First-quarter payroll (\$1,000)	Paid employees for pay period including March 12 (number)
MIAMI-FORT LAUDERDALE, FL CMSA — Con.						
Miami, FL PMSA						
	Total	20 692	12 101 639	4 534 648	1 017 455	191 323
70 ex. 704	Hotels, rooming houses, camps, and other lodging places (except membership lodging)	433	890 097	266 082	70 388	20 808
7011	Hotels and motels	412	884 170	264 998	70 151	20 714
7011 pt.	Hotels	250	786 694	240 470	64 949	18 711
7011 pt.	Hotels, 25 guestrooms or more	229	783 604	239 824	64 758	18 638
7011 pt.	Hotels, less than 25 guestrooms	21	3 090	646	191	73
7011 pt.	Motels, motor hotels, and tourist courts	162	97 476	24 528	5 202	2 003
7011 pt.	Motels, tourist courts	147	73 416	19 671	3 978	1 573
7011 pt.	Motor hotels	15	24 060	4 857	1 224	430
702, 3	Other lodging places	21	5 927	1 084	237	94
702	Rooming and boarding houses	11	1 421	254	58	33
703	Camps and recreational vehicle parks	10	4 506	830	179	61
7032	Sporting and recreational camps	5	1 475	229	38	13
7033	Recreational vehicle parks and campsites	5	3 031	601	141	48
72	Personal services	1 861	425 184	136 075	34 290	11 972
721	Laundry, cleaning, and garment services	573	176 010	58 214	14 498	4 393
7211	Power laundries, family and commercial*	27	11 739	5 121	1 505	401
7213	Linen supply*	18	20 631	6 493	1 549	363
7215	Coin-operated laundries and drycleaning	143	27 997	5 281	1 258	507
7215 pt.	Coin-operated laundries and drycleaning stores	133	15 273	3 403	853	395
7215 pt.	Coin-operated laundry routes	10	12 724	1 878	405	112
7216	Drycleaning plants, except rug cleaning*	230	50 330	17 947	4 513	1 630
7217	Carpet and upholstery cleaning	45	9 689	3 538	832	275
7218	Industrial launderers*	11	40 549	14 456	3 571	725
7212, 9	Other laundry, cleaning, and garment services*	99	15 075	5 378	1 270	492
7212	Garment pressing, and agents for laundries and drycleaners	52	7 972	2 473	569	221
7219	Laundry and garment services, n.e.c.*	47	7 103	2 905	701	271
722	Photographic studios, portrait	80	17 345	4 386	1 024	364
723, 4	Beauty and barber shops	931	109 866	40 916	10 059	4 108
723	Beauty shops	888	107 219	39 947	9 815	4 010
724	Barber shops	43	2 647	969	244	98
725	Shoe repair shops and shoeshine parlors	35	2 537	752	190	74
726	Funeral service and crematories	48	37 896	10 890	2 548	496
729	Miscellaneous personal services	194	81 530	20 917	5 971	2 537
7291	Tax return preparation services	27	5 888	2 902	1 087	719
7299	Miscellaneous personal services, n.e.c.	167	75 642	18 015	4 884	1 818
7299 pt.	Massage parlors, tanning salons, and saunas	16	1 039	316	118	40
7299 pt.	Other personal services	151	74 603	17 699	4 766	1 778
7299 pt.	Diet and weight reducing services	26	16 875	5 433	1 297	454
7299 pt.	Formal wear rental	15	3 379	963	238	83
7299 pt.	Other personal services, n.e.c.	110	54 349	11 303	3 231	1 241
73	Business services	3 629	2 258 830	875 144	200 926	53 878
731	Advertising	286	164 675	51 225	11 632	1 447
7311	Advertising agencies	213	108 879	40 553	9 046	1 078
7312	Outdoor advertising services	15	29 822	3 950	1 060	162
7313	Radio, television, publishers' advertising representatives	29	12 836	4 082	1 009	113
7313 pt.	Radio, television advertising representatives	7	2 170	611	131	18
7313 pt.	Publishers' advertising representatives	22	10 666	3 471	878	95
7319	Advertising, n.e.c.	29	13 138	2 640	517	94
732	Consumer credit reporting agencies, mercantile reporting agencies, and adjustment and collection agencies	71	37 774	13 441	3 435	694
7322	Adjustment and collection services	58	20 670	9 985	2 423	493
7323	Credit reporting services	13	17 104	3 456	1 012	201
733	Mailing, reproduction, commercial art and photography, and stenographic services	412	183 975	50 644	12 246	2 481
7331	Direct mail advertising services	35	42 675	12 272	2 905	727
7331 pt.	Mailing list compilers, brokers, and managers	9	5 121	1 183	271	93
7331 pt.	Direct mail advertising services, except mailing list services	26	37 554	11 089	2 634	634
7334	Photocopying and duplicating services	58	39 979	12 391	2 834	662
7334 pt.	Blueprinting and photocopying services	54	39 115	12 127	2 789	650
7334 pt.	Duplicating services, except printing and photocopying	4	864	264	45	12
7335, 6	Commercial photography, art, and graphics	213	57 152	13 082	3 313	608
7335	Commercial photography	77	26 612	5 009	1 400	211
7336	Commercial art and graphic design	136	30 540	8 073	1 913	397
7336 pt.	Commercial art	33	5 336	1 651	383	109
7336 pt.	Graphic arts and related design	103	25 204	6 422	1 530	288
7338	Secretarial and court reporting services	106	44 169	12 899	3 194	484
734	Services to dwellings and other buildings	536	190 264	79 314	18 787	6 835
7342	Disinfecting and pest control services	161	101 102	42 342	9 850	1 957
7349	Building cleaning and maintenance services, n.e.c.	375	89 162	36 972	8 937	4 878
735	Miscellaneous equipment rental and leasing	323	328 594	57 903	13 602	2 334
7352	Medical equipment rental and leasing	96	33 269	9 490	2 026	396
7353	Heavy construction equipment rental and leasing	46	41 297	13 240	3 214	435
7353 pt.	Rental and leasing of heavy construction equipment without operators	21	12 286	2 160	562	104
7353 pt.	Rental and leasing of heavy construction equipment with operators	25	29 011	11 080	2 652	331
7359	Equipment rental and leasing, n.e.c.	181	254 028	35 173	8 362	1 503
7359 pt.	Equipment rental	157	100 562	23 372	5 776	1 105
7359 pt.	Rent-to-own	24	14 589	2 763	648	141
7359 pt.	Equipment rental, except rent-to-own	133	85 973	20 609	5 128	964
7359 pt.	Equipment leasing, except finance leasing	24	153 466	11 801	2 586	398

Table 7a. Summary Statistics for Firms Subject to Federal Income Tax for Metropolitan Areas: 1992 — Con.

[Includes only establishments with payroll. For meaning of abbreviations and symbols, see introductory text. For explanation of terms and comparability of 1987 and 1992 censuses, see appendix A. For definitions of CMSA's, MSA's, and PMSA's, see appendix D]

SIC code	Geographic area and kind of business or operation	Establishments (number)	Receipts (\$1,000)	Annual payroll (\$1,000)	First-quarter payroll (\$1,000)	Paid employees for pay period including March 12 (number)
MIAMI-FORT LAUDERDALE, FL CMSA — Con.						
Miami, FL PMSA — Con.						
73	Business services—Con.					
736	Personnel supply services	269	326 820	232 591	50 131	20 133
7361	Employment agencies	93	26 741	11 351	2 342	395
7363	Help supply services	176	300 079	221 240	47 789	19 738
7363 pt.	Temporary help supply	142	185 239	127 638	28 612	15 200
7363 pt.	Help supply, except temporary	34	114 840	93 602	19 177	4 538
7363 pt.	Employee leasing	27	112 032	91 622	18 626	4 374
7363 pt.	Other help supply services	7	2 808	1 980	551	164
737	Computer programming, data processing, and other computer related services	446	351 097	141 291	33 715	4 395
7371, 2, 3	Computer programming, prepackaged software, and integrated systems	254	135 175	44 751	9 742	1 266
7371	Computer programming services	181	64 381	23 746	5 161	671
7372	Prepackaged software	36	38 870	12 936	2 732	338
7373	Computer integrated systems	37	31 924	8 069	1 849	257
7374, 5, 6	Data processing services	92	145 828	71 561	17 771	2 391
7374, 5	Computer processing, information retrieval	87	144 236	70 842	17 610	2 371
7374	Computer processing and data preparation and processing services	72	114 815	59 599	14 816	1 851
7375	Information retrieval services	15	29 421	11 243	2 794	520
7376	Computer facilities management services	5	1 592	719	161	20
7377, 8, 9	Computer rental and leasing, maintenance, and related services, n.e.c.	100	70 094	24 979	6 202	738
7377	Computer rental and leasing	9	25 995	11 703	2 524	287
7378	Computer maintenance and repair	36	34 035	9 047	2 356	300
7379	Computer related services, n.e.c.	55	10 064	4 229	1 322	151
7379 pt.	Computer consultants	43	8 695	3 728	1 199	119
7379 pt.	Miscellaneous computer services, n.e.c.	12	1 369	501	123	32
738	Miscellaneous business services	1 286	675 631	248 735	57 378	15 559
7381, 2	Detective agencies and protective services	296	235 949	124 716	29 846	9 281
7381	Detective, guard, and armored car services	257	191 100	111 735	26 335	8 656
7381 pt.	Detective agencies and guard services	246	173 027	104 896	24 669	8 366
7381 pt.	Armored car services	11	18 073	6 839	1 666	290
7382	Security systems services	39	44 849	12 981	3 511	625
7383	News syndicates	11	13 534	3 356	808	89
7384	Photofinishing laboratories*	121	40 195	11 360	2 236	625
7384 pt.	Photofinishing laboratories, except "one-hour" (mini) labs*	61	25 172	7 660	1 301	315
7384 pt.	One-hour (mini) photofinishing*	60	15 023	3 700	935	310
7389	Business services, n.e.c.	858	385 953	109 303	24 488	5 564
7389 pt.	Sign painting shops	29	5 649	1 624	324	85
7389 pt.	Interior designing	169	58 205	14 249	3 227	420
7389 pt.	Telephone answering services	19	7 837	4 085	1 045	341
7389 pt.	Other business services	641	314 262	89 345	19 892	4 718
7389 pt.	Water softening and conditioning services	13	(D)	(D)	(D)	BB
7389 pt.	Packaging and labeling services	25	8 378	2 846	760	224
7389 pt.	Trading stamp services	2	(D)	(D)	(D)	AA
7389 pt.	Miscellaneous business services	601	299 633	84 710	18 722	4 399
7389 pt.	Convention and trade show services	48	32 230	10 246	2 342	439
7389 pt.	Private mail centers	24	12 034	3 408	480	135
7389 pt.	Miscellaneous business services, n.e.c.	529	255 369	71 056	15 900	3 825
75	Automotive repair, services, and parking	1 512	815 512	144 843	33 480	8 545
751	Automotive rental and leasing, without drivers	119	406 767	46 011	10 467	2 183
7513	Truck rental and leasing, without drivers	42	70 533	10 487	2 276	401
7513 pt.	Truck rental, without drivers	25	41 474	5 926	1 219	246
7513 pt.	Truck leasing, except finance leasing	17	29 059	4 561	1 057	155
7514, 5	Passenger car rental and leasing	72	330 875	34 690	8 006	1 752
7514	Passenger car rental	59	302 615	32 159	7 849	1 719
7515	Passenger car leasing	13	28 260	2 531	157	33
7519	Utility trailer and recreational vehicle rental	5	5 359	834	185	30
752	Automobile parking	110	52 185	9 654	2 389	991
7521 pt.	Parking lots	85	35 572	5 130	1 196	478
7521 pt.	Parking structures	25	16 613	4 524	1 193	513
753	Automotive repair shops	1 133	312 380	75 072	17 294	4 095
7532	Top, body, and upholstery repair shops and paint shops	310	95 057	24 821	5 704	1 308
7532 pt.	Top and body repair shops	271	84 982	22 109	5 143	1 180
7532 pt.	Paint shops	39	10 075	2 712	561	128
7538	General automotive repair shops	546	132 903	30 644	7 162	1 699
7538 pt.	General automotive repair shops, except diesel	504	118 293	27 104	6 420	1 553
7538 pt.	Diesel repair shops	42	14 610	3 540	742	146
7533, 4, 6, 7, 9	Other automotive repair shops	277	84 420	19 607	4 428	1 088
7533	Automotive exhaust system repair shops	21	13 282	3 576	868	171
7534	Tire retreading and repair shops	41	11 052	2 054	431	133
7536	Automotive glass replacement shops	43	27 118	5 654	1 144	215
7537	Automotive transmission repair shops	70	11 975	2 919	692	210
7539	Automotive repair shops, n.e.c.	102	20 993	5 404	1 293	359
7539 pt.	Radiator repair	18	3 672	691	176	52
7539 pt.	Brake, front end, and wheel alignment	18	3 285	1 023	234	56
7539 pt.	Automotive electrical and fuel system services	51	8 303	2 155	511	157
7539 pt.	Carburetor repair shops	14	3 368	1 024	237	59
7539 pt.	Automotive electrical repair shops	37	4 935	1 131	274	98
7539 pt.	Other automotive repair shops, n.e.c.	15	5 733	1 535	372	94
754	Automotive services, except repair	150	44 180	14 106	3 330	1 276
7542	Carwashes	49	9 142	3 660	865	598
7549	Automotive services, except repair and carwashes	101	35 038	10 446	2 465	678
7549 pt.	Lubrication shops	20	3 990	942	226	94
7549 pt.	Other automotive services	81	31 048	9 504	2 239	584
7549 pt.	Towing services	56	23 228	7 611	1 762	373
7549 pt.	Other automotive services, n.e.c.	25	7 820	1 893	477	211

Table 7a. Summary Statistics for Firms Subject to Federal Income Tax for Metropolitan Areas: 1992 — Con.

[Includes only establishments with payroll. For meaning of abbreviations and symbols, see introductory text. For explanation of terms and comparability of 1987 and 1992 censuses, see appendix A. For definitions of CMSA's, MSA's, and PMSA's, see appendix D]

SIC code	Geographic area and kind of business or operation	Establishments (number)	Receipts (\$1,000)	Annual payroll (\$1,000)	First-quarter payroll (\$1,000)	Paid employees for pay period including March 12 (number)
MIAMI-FORT LAUDERDALE, FL CMSA — Con.						
Miami, FL PMSA — Con.						
76	Miscellaneous repair services	822	342 574	104 147	25 427	4 952
762	Electrical repair shops	284	138 579	44 629	10 525	2 082
7622	Radio and television repair shops	69	18 632	7 022	1 689	383
7623, 9	Other electrical and electronic repair shops	215	119 947	37 607	8 836	1 699
7623	Refrigeration and air-conditioning service and repair shops	72	28 153	6 295	1 496	319
7629	Electrical and electronic repair shops, n.e.c.	143	91 794	31 312	7 340	1 380
763	Watch, clock, and jewelry repair	31	2 465	708	160	52
764	Reupholstery and furniture repair	79	11 144	3 180	730	215
769	Miscellaneous repair and related services	428	190 386	55 630	14 012	2 603
7692	Welding repair	54	12 926	3 340	689	172
7694	Armature rewinding shops	19	22 517	8 596	2 030	344
7699	Repair shops and related services, n.e.c.	355	154 943	43 694	11 293	2 087
7699 pt.	Farm machinery and equipment repair	8	2 521	385	94	24
7699 pt.	Lawnmower and other small gasoline engine repair	16	3 971	659	160	40
7699 pt.	Sewer and septic tank cleaning services	9	3 006	970	224	43
7699 pt.	Other repair and related services, n.e.c.	322	145 445	41 680	10 815	1 980
78, 79, 84	Amusement and recreation services, including motion pictures and museums	859	638 653	181 909	39 676	7 951
781, 2	Motion picture production, distribution, and services	133	160 031	36 191	8 788	1 246
7812 pt.	Motion picture production, except for television	27	(D)	(D)	(D)	BB
7812 pt.	Motion picture and tape production for television	37	64 678	15 419	3 705	482
7819	Services allied to motion picture production	46	47 928	15 482	3 876	572
7822 pt.	Motion picture film and tape distributors	13	18 403	1 198	294	66
7822 pt.	Motion picture film exchanges	6	16 141	969	236	53
7822 pt.	Video tape wholesalers	7	2 262	229	58	13
7822 pt.	Film and tape distribution for television	8	20 650	2 460	476	54
7829	Services allied to motion picture distribution	2	(D)	(D)	(D)	AA
783	Motion picture theaters	36	53 847	5 351	1 261	694
7832	Motion picture theaters, except drive-in	36	53 847	5 351	1 261	694
7833	Drive-in motion picture theaters	—	—	—	—	—
784	Video tape rental	149	39 219	6 396	1 458	585
792	Theatrical producers (except motion picture), bands, orchestras, and entertainers	93	51 986	9 229	2 244	534
7922	Theatrical producers (except motion picture) and miscellaneous theatrical services	49	24 340	5 014	1 173	253
7922 pt.	Producers of live theatrical productions	7	3 740	965	267	61
7922 pt.	Producers of radio and television shows, except tape producers	7	3 308	732	199	91
7922 pt.	Artists' and entertainers' managers or agents, concert bureaus, booking agents	21	9 905	1 795	361	59
7922 pt.	Other theatrical services	14	7 387	1 522	346	42
7929	Bands, orchestras, actors, and other entertainers and entertainment groups	44	27 646	4 215	1 071	281
7929 pt.	Dance groups and artists	1	(D)	(D)	(D)	AA
7929 pt.	Symphony orchestras, opera companies, and chamber music organizations	—	—	—	—	—
7929 pt.	Other music and entertainment presentations	43	(D)	(D)	(D)	EE
7929 pt.	Other music groups and artists	20	(D)	(D)	(D)	BB
7929 pt.	Other entertainers and entertainment groups	23	21 900	2 749	570	210
793	Bowling centers	8	9 019	1 989	505	227
79 ex. 792, 3, 84	Commercial sports and other amusement and recreation services, including museums	440	324 551	122 753	25 420	4 665
794	Commercial sports	61	164 466	78 142	14 563	1 216
7941	Professional sports clubs, managers, promoters	10	76 348	60 144	10 836	560
7941 pt.	Baseball clubs	—	—	—	—	—
7941 pt.	Football clubs	1	(D)	(D)	(D)	CC
7941 pt.	Other professional sports clubs	2	(D)	(D)	(D)	EE
7941 pt.	Managers and promoters	7	27 047	3 391	680	117
7948	Racing, including track operation	51	88 118	17 998	3 727	656
7948 pt.	Auto racetrack operation	2	(D)	(D)	(D)	BB
7948 pt.	Horse racetrack operation	2	(D)	(D)	(D)	CC
7948 pt.	Dog racetrack operation	2	(D)	(D)	(D)	BB
7948 pt.	Racing stables and racing, n.e.c.	45	(D)	(D)	(D)	EE
79 ex. 792, 3, 4, 84	Other amusement and recreation services, including museums	379	160 085	44 611	10 857	3 449
791	Dance studios, schools, and halls	45	7 127	2 477	617	157
7991	Physical fitness facilities	80	43 722	8 290	2 043	743
7991 pt.	Physical fitness centers, except gymnasiums and athletic clubs	67	40 219	7 310	1 800	660
7991 pt.	Gymnasiums and athletic clubs	13	3 503	980	243	83
7992	Public golf courses	11	12 001	3 420	831	315
7993	Coin-operated amusement devices	36	7 971	1 564	353	152
7996	Amusement parks	6	3 305	879	110	36
7997	Membership sports and recreation clubs	39	41 186	16 329	4 115	1 200
7999, 84	Amusement and recreation services, including museums, n.e.c.	162	44 773	11 652	2 788	846
7999 pt.	Concession operators of amusement devices and rides	10	3 397	774	156	57
7999 pt.	Carnivals, circuses, and fairs	5	1 635	248	53	42
7999 pt.	Carnivals and circuses	4	(D)	(D)	(D)	BB
7999 pt.	Fairs	1	(D)	(D)	(D)	AA
7999 pt., 84	Other recreation and amusements, including museums	147	39 741	10 630	2 579	747
84	Museums, art galleries, and botanical and zoological gardens	6	11 265	3 351	848	221
841	Museums and art galleries	2	(D)	(D)	(D)	BB
842	Arboreta and botanical or zoological gardens	4	(D)	(D)	(D)	CC
7999 pt.	Roller skating rinks	5	(D)	(D)	(D)	BB
7999 pt.	Ice skating rinks	1	(D)	(D)	(D)	BB
7999 pt.	Other amusement and recreation services, n.e.c.	135	(D)	(D)	(D)	EE

Table 7a. Summary Statistics for Firms Subject to Federal Income Tax for Metropolitan Areas: 1992—Con.

[Includes only establishments with payroll. For meaning of abbreviations and symbols, see introductory text. For explanation of terms and comparability of 1987 and 1992 censuses, see appendix A. For definitions of CMSA's, MSA's, and PMSA's, see appendix D]

SIC code	Geographic area and kind of business or operation	Establishments (number)	Receipts (\$1,000)	Annual payroll (\$1,000)	First-quarter payroll (\$1,000)	Paid employees for pay period including March 12 (number)
MIAMI-FORT LAUDERDALE, FL CMSA—Con.						
Miami, FL PMSA—Con.						
80	Health services -----	5 491	3 760 286	1 499 549	332 440	47 680
801	Offices and clinics of doctors of medicine -----	2 994	1 764 765	776 385	163 034	15 962
8011 pt.	Offices of doctors of medicine -----	2 888	1 468 674	700 312	145 506	13 603
8011 pt.	General medical clinics -----	106	296 091	76 073	17 528	2 359
802	Offices and clinics of dentists -----	906	257 749	98 816	21 172	3 993
8021 pt.	Offices of dentists -----	900	255 745	98 091	20 994	3 944
8021 pt.	Dental clinics -----	6	2 004	725	178	49
803	Offices and clinics of doctors of osteopathy -----	82	40 267	16 679	4 005	475
8031 pt.	Offices of osteopathic physicians -----	78	39 346	16 278	3 926	466
8031 pt.	Osteopathic clinics -----	4	921	401	79	9
804	Offices and clinics of other health practitioners -----	706	175 647	67 785	15 426	2 954
8041	Offices and clinics of chiropractors -----	210	50 999	18 599	4 162	809
8042	Offices and clinics of optometrists -----	131	27 148	7 671	1 761	348
8043	Offices and clinics of podiatrists -----	71	17 705	7 152	1 763	286
8049	Offices and clinics of health practitioners, n.e.c. -----	294	79 795	34 363	7 740	1 511
805	Nursing and personal care facilities -----	123	217 398	93 132	22 176	5 785
8051	Skilled nursing care facilities -----	80	191 371	82 945	19 996	5 200
8052	Intermediate care facilities -----	20	18 582	7 975	1 847	482
8059	Nursing and personal care facilities, n.e.c. -----	23	7 445	2 212	333	103
806	Hospitals -----	21	775 892	276 238	66 070	10 552
8062	General medical and surgical hospitals -----	14	699 191	246 912	58 929	9 224
8063, 9	Specialty hospitals -----	7	76 701	29 326	7 141	1 328
8063	Psychiatric hospitals -----	6	(D)	(D)	(D)	FF
8069	Specialty hospitals, except psychiatric -----	1	(D)	(D)	(D)	EE
807, 8, 9	Other health services -----	659	528 568	170 514	40 557	7 959
807	Medical and dental laboratories -----	270	127 988	38 434	9 303	1 649
8071	Medical laboratories -----	192	116 769	34 338	8 287	1 410
8072	Dental laboratories -----	78	11 219	4 096	1 016	239
808	Home health care services -----	213	234 438	80 212	19 395	4 225
809	Miscellaneous health and allied services, n.e.c. -----	176	166 142	51 868	11 859	2 085
8092	Kidney dialysis centers -----	15	25 349	6 631	1 559	383
8093	Specialty outpatient facilities, n.e.c. -----	98	74 902	19 947	4 695	778
8099	Health and allied services, n.e.c. -----	63	65 891	25 290	5 605	924
81	Legal services -----	2 629	1 514 150	741 259	150 848	13 524
823, 4, 9	Selected educational services -----	171	89 871	27 978	6 756	1 564
823	Libraries -----	3	447	145	37	20
824	Vocational schools -----	50	52 894	15 606	3 847	717
8243	Data processing schools -----	10	5 005	1 476	369	81
8244	Business and secretarial schools -----	10	8 483	3 660	1 050	221
8249	Vocational schools, n.e.c. -----	30	39 406	10 470	2 428	415
829	Schools and educational services, n.e.c. -----	118	36 530	12 227	2 872	827
83	Social services -----	428	91 330	33 984	8 041	3 081
835	Child day care services -----	249	38 290	15 719	3 855	1 827
832, 3, 6, 9	Other social services -----	179	53 040	18 265	4 186	1 254
832	Individual and family social services -----	69	13 349	5 090	1 146	250
833	Job training and vocational rehabilitation services -----	13	9 994	3 558	746	215
836	Residential care -----	83	27 002	8 753	2 095	723
839	Social services, n.e.c. -----	14	2 695	864	199	66
87 ex. 8733	Engineering, accounting, research, management, and related services (except noncommercial research organizations) -----	2 682	1 238 054	509 410	112 505	16 868
871	Engineering, architectural, and surveying services -----	618	333 482	129 730	28 484	4 178
8711	Engineering services -----	302	201 608	75 122	16 458	2 355
8712	Architectural services -----	246	106 634	43 051	9 364	1 321
8713	Surveying services -----	70	25 240	11 557	2 662	502
872	Accounting, auditing, and bookkeeping services -----	1 079	358 629	162 018	35 280	5 030
873 ex. 8733	Research, development, and testing services (except noncommercial research organizations) -----	92	60 880	23 902	6 128	978
8731	Commercial physical and biological research -----	18	17 990	7 074	2 152	180
8731 pt.	Commercial physical research -----	7	5 280	2 580	679	57
8731 pt.	Commercial physical and biological research -----	11	12 710	4 494	1 473	123
8732	Commercial economic, sociological, and educational research -----	45	24 646	8 050	1 768	456
8734	Testing laboratories -----	29	18 244	8 778	2 208	342
874	Management and public relations services -----	893	485 063	193 760	42 613	6 682
8741	Management services -----	285	249 999	102 512	22 785	4 137
8742	Management consulting services -----	373	161 326	65 820	14 452	1 713
8743	Public relations services -----	85	27 942	9 391	1 991	274
8744	Facilities support management services -----	6	6 737	3 507	701	91
8748	Business consulting services, n.e.c. -----	144	39 059	12 530	2 684	467
89	Services, n.e.c. -----	175	37 098	14 268	2 678	500
8999 pt.	Scientific and related consulting services, except environmental -----	27	7 119	3 037	606	88
8999 pt.	Other services -----	148	29 979	11 231	2 072	412
8999 pt.	Environmental consulting -----	17	6 380	2 701	539	84
8999 pt.	Authors, composers, and other arts-related services -----	38	9 690	4 194	660	65
8999 pt.	Other services, n.e.c. -----	93	13 909	4 336	873	263

Table 7a. Summary Statistics for Firms Subject to Federal Income Tax for Metropolitan Areas: 1992—Con.

[Includes only establishments with payroll. For meaning of abbreviations and symbols, see introductory text. For explanation of terms and comparability of 1987 and 1992 censuses, see appendix A. For definitions of CMSA's, MSA's, and PMSA's, see appendix D]

SIC code	Geographic area and kind of business or operation	Establishments (number)	Receipts (\$1,000)	Annual payroll (\$1,000)	First-quarter payroll (\$1,000)	Paid employees for pay period including March 12 (number)
NAPLES, FL MSA						
	Total	1 785	972 923	353 173	85 033	18 639
70 ex. 704	Hotels, rooming houses, camps, and other lodging places (except membership lodging)	53	213 725	54 801	14 910	4 223
7011	Hotels and motels	44	210 076	54 018	14 705	4 154
7011 pt.	Hotels	26	190 816	49 339	13 518	3 725
7011 pt.	Motels, motor hotels, and tourist courts	18	19 260	4 679	1 187	429
702, 3	Other lodging places	9	3 649	783	205	69
72	Personal services	189	30 412	11 702	3 378	937
721	Laundry, cleaning, and garment services	54	9 519	3 329	895	293
7211	Power laundries, family and commercial*	—	—	—	—	—
7213	Linen supply*	1	(D)	(D)	(D)	AA
7215	Coin-operated laundries and drycleaning	17	1 306	299	93	48
7216	Drycleaning plants, except rug cleaning*	15	4 094	1 818	467	124
7217	Carpet and upholstery cleaning	15	1 837	603	196	66
7218	Industrial laundriers*	1	(D)	(D)	(D)	BB
7212, 9	Other laundry, cleaning, and garment services*	5	(D)	(D)	(D)	BB
722	Photographic studios, portrait	2	(D)	(D)	(D)	AA
723, 4	Beauty and barber shops	110	14 764	6 373	1 996	504
723	Beauty shops	110	14 764	6 373	1 996	504
724	Barber shops	—	—	—	—	—
725	Shoe repair shops and shoeshine parlors	2	(D)	(D)	(D)	AA
726	Funeral service and crematories	3	(D)	(D)	(D)	BB
729	Miscellaneous personal services	18	(D)	(D)	(D)	CC
73	Business services	342	172 394	63 299	14 297	4 956
731	Advertising	15	4 497	973	236	50
732	Consumer credit reporting agencies, mercantile reporting agencies, and adjustment and collection agencies	6	1 922	514	131	35
733	Mailing, reproduction, commercial art and photography, and stenographic services	34	10 465	2 491	493	111
734	Services to dwellings and other buildings	80	12 454	4 611	1 098	301
735	Miscellaneous equipment rental and leasing	30	15 993	3 303	768	181
736	Personnel supply services	29	35 365	27 265	6 428	3 289
737	Computer programming, data processing, and other computer related services	24	31 059	11 772	2 564	279
7371, 2, 3	Computer programming, prepackaged software, and integrated systems	16	29 617	11 607	2 525	267
7374, 5, 6	Data processing services	3	(D)	(D)	(D)	AA
7377, 8, 9	Computer rental and leasing, maintenance, and related services, n.e.c.	5	(D)	(D)	(D)	AA
738	Miscellaneous business services	124	60 639	12 370	2 579	710
75	Automotive repair, services, and parking	121	33 476	8 337	2 062	458
751	Automotive rental and leasing, without drivers	8	3 227	394	84	25
752	Automobile parking	—	—	—	—	—
753	Automotive repair shops	83	23 316	5 908	1 454	284
7532	Top, body, and upholstery repair shops and paint shops	20	5 419	1 412	319	71
7538	General automotive repair shops	45	12 874	3 182	792	147
7533, 4, 6, 7, 9	Other automotive repair shops	18	5 023	1 314	343	66
754	Automotive services, except repair	30	6 933	2 035	524	149
76	Miscellaneous repair services	96	16 393	4 002	1 014	222
762	Electrical repair shops	24	5 419	1 180	287	58
7622	Radio and television repair shops	7	799	263	49	13
7623, 9	Other electrical and electronic repair shops	17	4 620	917	238	45
763	Watch, clock, and jewelry repair	4	485	146	43	9
764	Reupholstery and furniture repair	18	2 143	536	151	39
769	Miscellaneous repair and related services	50	8 346	2 140	533	116
78, 79, 84	Amusement and recreation services, including motion pictures and museums	119	78 394	27 360	7 394	1 979
781, 2	Motion picture production, distribution, and services	6	1 331	334	66	19
783	Motion picture theaters	3	(D)	(D)	(D)	BB
784	Video tape rental	17	4 840	876	206	146
792	Theatrical producers (except motion picture), bands, orchestras, and entertainers	3	(D)	(D)	(D)	BB
793	Bowling centers	1	(D)	(D)	(D)	BB
79 ex. 792, 3; 84	Commercial sports and other amusement and recreation services, including museums	89	67 451	25 373	6 889	1 712
80	Health services	380	239 583	100 876	22 731	3 361
801	Offices and clinics of doctors of medicine	180	130 024	56 899	11 739	1 101
802	Offices and clinics of dentists	82	28 022	10 569	2 318	355
803	Offices and clinics of doctors of osteopathy	2	(D)	(D)	(D)	AA
804	Offices and clinics of other health practitioners	63	12 341	4 429	991	197
805	Nursing and personal care facilities	7	22 987	9 784	3 015	865
806	Hospitals	1	(D)	(D)	(D)	CC
807, 8, 9	Other health services	45	(D)	(D)	(D)	FF
81	Legal services	147	69 678	25 210	5 811	687
823, 4, 9	Selected educational services	15	2 282	475	147	43

Table 7a. Summary Statistics for Firms Subject to Federal Income Tax for Metropolitan Areas: 1992—Con.

[Includes only establishments with payroll. For meaning of abbreviations and symbols, see introductory text. For explanation of terms and comparability of 1987 and 1992 censuses, see appendix A. For definitions of CMSA's, MSA's, and PMSA's, see appendix D]

SIC code	Geographic area and kind of business or operation	Establishments (number)	Receipts (\$1,000)	Annual payroll (\$1,000)	First-quarter payroll (\$1,000)	Paid employees for pay period including March 12 (number)
NAPLES, FL MSA—Con.						
83	Social services	50	14 265	5 902	951	333
835	Child day care services	32	4 195	1 956	435	184
832, 3, 6, 9	Other social services	18	10 070	3 946	516	149
87 ex. 8733	Engineering, accounting, research, management, and related services (except noncommercial research organizations)	260	99 941	50 459	12 227	1 416
871	Engineering, architectural, and surveying services	68	34 290	17 853	4 327	622
872	Accounting, auditing, and bookkeeping services	97	22 318	8 886	1 963	322
873 ex. 8733	Research, development, and testing services (except noncommercial research organizations)	4	2 128	902	211	17
874	Management and public relations services	91	41 205	22 818	5 726	455
89	Services, n.e.c.	13	2 380	750	111	24
OCALA, FL MSA						
	Total	1 309	632 393	234 250	51 828	12 829
70 ex. 704	Hotels, rooming houses, camps, and other lodging places (except membership lodging)	71	31 959	8 093	2 088	1 046
7011	Hotels and motels	51	27 559	7 306	1 898	936
7011 pt.	Hotels	14	13 547	3 275	887	353
7011 pt.	Motels, motor hotels, and tourist courts	37	14 012	4 031	1 011	583
702, 3	Other lodging places	20	4 400	787	190	110
72	Personal services	145	27 276	8 679	2 229	804
721	Laundry, cleaning, and garment services	38	9 960	2 460	639	207
7211	Power laundries, family and commercial*	3	272	43	14	5
7213	Linen supply*	—	—	—	—	—
7215	Coin-operated laundries and drycleaning	9	(D)	(D)	(D)	BB
7216	Drycleaning plants, except rug cleaning*	14	1 947	773	193	77
7217	Carpet and upholstery cleaning	10	1 250	338	108	43
7218	Industrial launderers*	1	(D)	(D)	(D)	BB
7212, 9	Other laundry, cleaning, and garment services*	1	(D)	(D)	(D)	AA
722	Photographic studios, portrait	7	1 901	402	95	33
723, 4	Beauty and barber shops	69	7 173	3 348	826	319
723	Beauty shops	67	(D)	(D)	(D)	EE
724	Barber shops	2	(D)	(D)	(D)	AA
725	Shoe repair shops and shoeshine parlors	1	(D)	(D)	(D)	AA
726	Funeral service and crematories	12	5 267	1 383	291	67
729	Miscellaneous personal services	18	(D)	(D)	(D)	CC
73	Business services	195	95 280	38 359	8 695	3 289
731	Advertising	19	18 071	3 408	865	187
732	Consumer credit reporting agencies, mercantile reporting agencies, and adjustment and collection agencies	4	2 865	1 446	271	56
733	Mailing, reproduction, commercial art and photography, and stenographic services	24	6 500	1 545	336	79
734	Services to dwellings and other buildings	53	13 048	5 466	1 325	532
735	Miscellaneous equipment rental and leasing	24	14 715	3 347	881	187
736	Personnel supply services	17	26 514	18 513	3 931	1 905
737	Computer programming, data processing, and other computer related services	11	996	207	46	14
7371, 2, 3	Computer programming, prepackaged software, and integrated systems	7	510	80	13	7
7374, 5, 6	Data processing services	1	(D)	(D)	(D)	AA
7377, 8, 9	Computer rental and leasing, maintenance, and related services, n.e.c.	3	(D)	(D)	(D)	AA
738	Miscellaneous business services	43	12 571	4 427	1 040	329
75	Automotive repair, services, and parking	124	31 184	7 989	1 890	506
751	Automotive rental and leasing, without drivers	9	1 951	225	47	17
752	Automobile parking	—	—	—	—	—
753	Automotive repair shops	102	26 546	7 020	1 670	410
7532	Top, body, and upholstery repair shops and paint shops	20	6 192	1 852	460	123
7538	General automotive repair shops	57	13 819	3 510	814	198
7533, 4, 6, 7, 9	Other automotive repair shops	25	6 535	1 658	396	89
754	Automotive services, except repair	13	2 687	744	173	79
76	Miscellaneous repair services	72	21 124	6 399	1 563	377
762	Electrical repair shops	24	7 628	3 128	770	189
7622	Radio and television repair shops	3	455	115	41	7
7623, 9	Other electrical and electronic repair shops	21	7 173	3 013	729	182
763	Watch, clock, and jewelry repair	2	(D)	(D)	(D)	AA
764	Reupholstery and furniture repair	3	(D)	(D)	(D)	AA
769	Miscellaneous repair and related services	43	(D)	(D)	(D)	CC

Table 7a. **Summary Statistics for Firms Subject to Federal Income Tax for Metropolitan Areas: 1992—Con.**

[Includes only establishments with payroll. For meaning of abbreviations and symbols, see introductory text. For explanation of terms and comparability of 1987 and 1992 censuses, see appendix A. For definitions of CMSA's, MSA's, and PMSA's, see appendix D]

SIC code	Geographic area and kind of business or operation	Establishments (number)	Receipts (\$1,000)	Annual payroll (\$1,000)	First-quarter payroll (\$1,000)	Paid employees for pay period including March 12 (number)
OCALA, FL MSA—Con.						
78, 79, 84	Amusement and recreation services, including motion pictures and museums -----	84	47 704	11 384	2 364	1 007
781, 2	Motion picture production, distribution, and services -----	4	(D)	(D)	(D)	AA
783	Motion picture theaters -----	5	3 333	629	153	70
784	Video tape rental -----	12	2 829	539	127	59
792	Theatrical producers (except motion picture), bands, orchestras, and entertainers -----	2	(D)	(D)	(D)	AA
793	Bowling centers -----	2	(D)	(D)	(D)	BB
79 ex. 792, 3, 84	Commercial sports and other amusement and recreation services, including museums -----	59	39 701	9 733	1 958	836
80	Health services -----	336	299 460	118 179	24 824	4 232
801	Offices and clinics of doctors of medicine -----	180	124 443	62 053	11 492	1 122
802	Offices and clinics of dentists -----	57	21 839	8 313	1 898	355
803	Offices and clinics of doctors of osteopathy -----	5	1 803	701	165	33
804	Offices and clinics of other health practitioners -----	52	13 859	4 780	1 071	253
805	Nursing and personal care facilities -----	9	28 818	11 337	2 663	877
806	Hospitals -----	3	(D)	(D)	(D)	GG
807, 8, 9	Other health services -----	30	(D)	(D)	(D)	FF
81	Legal services -----	110	38 569	17 573	3 830	498
823, 4, 9	Selected educational services -----	9	2 429	689	155	70
83	Social services -----	40	5 909	2 594	631	334
835	Child day care services -----	26	3 966	1 971	502	271
832, 3, 6, 9	Other social services -----	14	1 943	623	129	63
87 ex. 8733	Engineering, accounting, research, management, and related services (except noncommercial research organizations) -----	116	30 226	14 086	3 491	648
871	Engineering, architectural, and surveying services -----	38	(D)	(D)	(D)	CC
872	Accounting, auditing, and bookkeeping services -----	47	9 325	4 741	1 276	202
873 ex. 8733	Research, development, and testing services (except noncommercial research organizations) -----	3	(D)	(D)	(D)	BB
874	Management and public relations services -----	28	10 523	4 339	1 083	216
89	Services, n.e.c. -----	7	1 273	226	68	18
ORLANDO, FL MSA						
Total -----		11 790	11 138 130	3 514 885	806 305	169 046
70 ex. 704	Hotels, rooming houses, camps, and other lodging places (except membership lodging) -----	420	2 048 639	499 111	124 337	35 866
7011	Hotels and motels -----	365	1 966 916	480 234	119 844	34 667
7011 pt.	Hotels -----	198	1 811 403	442 261	110 497	30 835
7011 pt.	Hotels, 25 guestrooms or more -----	182	1 808 978	441 773	110 337	30 757
7011 pt.	Hotels, less than 25 guestrooms -----	16	2 425	488	160	78
7011 pt.	Motels, motor hotels, and tourist courts -----	167	155 513	37 973	9 347	3 832
7011 pt.	Motels, tourist courts -----	141	115 306	27 966	6 857	2 913
7011 pt.	Motor hotels -----	26	40 207	10 007	2 490	919
702, 3	Other lodging places -----	55	81 723	18 877	4 493	1 199
702	Rooming and boarding houses -----	5	(D)	(D)	(D)	BB
703	Camps and recreational vehicle parks -----	50	(D)	(D)	(D)	GG
7032	Sporting and recreational camps -----	12	(D)	(D)	(D)	BB
7033	Recreational vehicle parks and campsites -----	38	73 993	17 017	4 096	1 053
72	Personal services -----	1 123	259 825	83 583	20 827	7 766
721	Laundry, cleaning, and garment services -----	355	117 372	33 627	8 077	2 531
7211	Power laundries, family and commercial* -----	10	4 656	1 072	304	87
7213	Linen supply* -----	6	13 247	4 112	1 002	232
7215	Coin-operated laundries and drycleaning -----	77	20 509	2 940	708	273
7215 pt.	Coin-operated laundries and drycleaning stores -----	71	(D)	(D)	(D)	CC
7215 pt.	Coin-operated laundry routes -----	6	(D)	(D)	(D)	BB
7216	Drycleaning plants, except rug cleaning* -----	151	30 179	9 969	2 336	938
7217	Carpet and upholstery cleaning -----	63	17 044	5 637	1 330	411
7218	Industrial launderers* -----	7	26 417	8 576	2 118	463
7212, 9	Other laundry, cleaning, and garment services* -----	41	5 320	1 321	279	127
7212	Garment pressing, and agents for laundries and drycleaners -----	22	3 634	787	153	58
7219	Laundry and garment services, n.e.c.* -----	19	1 686	534	126	69
722	Photographic studios, portrait -----	54	16 934	3 877	891	337
723, 4	Beauty and barber shops -----	534	67 966	31 023	7 627	2 888
723	Beauty shops -----	519	66 513	30 351	7 493	2 775
724	Barber shops -----	15	1 453	672	134	113
725	Shoe repair shops and shoeshine parlors -----	14	1 597	328	79	32
726	Funeral service and crematories -----	42	23 425	5 374	1 306	299
729	Miscellaneous personal services -----	124	32 531	9 354	2 847	1 679
7291	Tax return preparation services -----	34	6 847	2 457	963	547
7299	Miscellaneous personal services, n.e.c. -----	90	25 684	6 897	1 884	1 132
7299 pt.	Massage parlors, tanning salons, and saunas -----	16	1 243	486	91	48
7299 pt.	Other personal services -----	74	24 441	6 411	1 793	1 084
7299 pt.	Diet and weight reducing services -----	28	13 558	3 565	986	670
7299 pt.	Formal wear rental -----	14	2 534	503	130	57
7299 pt.	Other personal services, n.e.c. -----	32	8 349	2 343	677	357

Table 7a. Summary Statistics for Firms Subject to Federal Income Tax for Metropolitan Areas: 1992 — Con.

[Includes only establishments with payroll. For meaning of abbreviations and symbols, see introductory text. For explanation of terms and comparability of 1987 and 1992 censuses, see appendix A. For definitions of CMSA's, MSA's, and PMSA's, see appendix D]

SIC code	Geographic area and kind of business or operation	Establishments (number)	Receipts (\$1,000)	Annual payroll (\$1,000)	First-quarter payroll (\$1,000)	Paid employees for pay period including March 12 (number)
ORLANDO, FL MSA — Con.						
73	Business services -----	2 347	1 735 958	631 272	151 109	33 117
731	Advertising -----	166	113 709	32 198	7 852	1 236
7311	Advertising agencies -----	114	52 676	19 410	4 553	653
7312	Outdoor advertising services -----	15	(D)	(D)	(D)	CC
7313	Radio, television, publishers' advertising representatives -----	23	7 750	2 008	468	101
7313 pt.	Radio, television advertising representatives -----	9	1 988	428	115	27
7313 pt.	Publishers' advertising representatives -----	14	5 762	1 580	353	74
7319	Advertising, n.e.c. -----	14	(D)	(D)	(D)	EE
732	Consumer credit reporting agencies, mercantile reporting agencies, and adjustment and collection agencies -----	51	39 005	13 180	3 235	680
7322	Adjustment and collection services -----	40	21 894	9 114	2 170	457
7323	Credit reporting services -----	11	17 111	4 066	1 065	223
733	Mailing, reproduction, commercial art and photography, and stenographic services -----	218	126 029	29 248	7 022	1 563
7331	Direct mail advertising services -----	23	61 027	10 748	2 630	491
7331 pt.	Mailing list compilers, brokers, and managers -----	4	1 178	173	36	15
7331 pt.	Direct mail advertising services, except mailing list services -----	19	59 849	10 575	2 594	476
7334	Photocopying and duplicating services -----	37	23 129	8 220	1 848	477
7334 pt.	Blueprinting and photocopying services -----	36	(D)	(D)	(D)	EE
7334 pt.	Duplicating services, except printing and photocopying -----	1	(D)	(D)	(D)	BB
7335, 6	Commercial photography, art, and graphics -----	100	29 704	6 463	1 585	373
7335	Commercial photography -----	30	6 459	1 588	433	106
7336	Commercial art and graphic design -----	70	23 245	4 875	1 152	267
7336 pt.	Commercial art -----	11	1 496	354	83	23
7336 pt.	Graphic arts and related design -----	59	21 749	4 521	1 069	244
7338	Secretarial and court reporting services -----	58	12 169	3 817	959	222
734	Services to dwellings and other buildings -----	437	119 968	53 789	12 181	4 258
7342	Disinfecting and pest control services -----	124	50 288	19 303	4 481	934
7349	Building cleaning and maintenance services, n.e.c. -----	313	69 680	34 486	7 700	3 324
735	Miscellaneous equipment rental and leasing -----	190	172 352	41 306	9 474	1 727
7352	Medical equipment rental and leasing -----	29	26 889	6 486	1 539	232
7353	Heavy construction equipment rental and leasing -----	26	36 395	10 853	2 527	434
7353 pt.	Rental and leasing of heavy construction equipment without operators -----	17	19 544	4 523	1 124	200
7353 pt.	Rental and leasing of heavy construction equipment with operators -----	9	16 851	6 330	1 403	234
7359	Equipment rental and leasing, n.e.c. -----	135	109 068	23 967	5 408	1 061
7359 pt.	Equipment rental -----	118	76 174	16 987	3 901	777
7359 pt.	Rent-to-own -----	30	(D)	(D)	(D)	CC
7359 pt.	Equipment rental, except rent-to-own -----	88	(D)	(D)	(D)	FF
7359 pt.	Equipment leasing, except finance leasing -----	17	32 894	6 980	1 507	284
736	Personnel supply services -----	232	236 090	163 407	38 732	11 254
7361	Employment agencies -----	76	21 553	9 813	1 709	281
7363	Help supply services -----	156	214 537	153 594	37 023	10 973
7363 pt.	Temporary help supply -----	127	140 140	95 200	21 929	7 580
7363 pt.	Help supply, except temporary -----	29	74 397	58 394	15 094	3 393
7363 pt.	Employee leasing -----	25	(D)	(D)	(D)	HH
7363 pt.	Other help supply services -----	4	(D)	(D)	(D)	BB
737	Computer programming, data processing, and other computer related services -----	444	542 133	183 358	44 325	4 392
7371, 2, 3	Computer programming, prepackaged software, and integrated systems -----	275	331 610	128 241	31 500	2 850
7371	Computer programming services -----	181	201 204	78 393	18 983	1 660
7372	Prepackaged software -----	57	94 542	37 668	9 671	885
7373	Computer integrated systems -----	37	35 864	12 180	2 846	305
7374, 5, 6	Data processing services -----	59	132 167	33 786	8 151	995
7374, 5	Computer processing, information retrieval -----	53	117 538	28 339	6 825	883
7374	Computer processing and data preparation and processing services -----	45	(D)	(D)	(D)	FF
7375	Information retrieval services -----	8	(D)	(D)	(D)	BB
7376	Computer facilities management services -----	6	14 629	5 447	1 326	112
7377, 8, 9	Computer rental and leasing, maintenance, and related services, n.e.c. -----	110	78 356	21 331	4 674	547
7377	Computer rental and leasing -----	10	10 307	2 267	404	57
7378	Computer maintenance and repair -----	46	31 550	8 623	1 963	249
7379	Computer related services, n.e.c. -----	54	36 499	10 441	2 307	241
7379 pt.	Computer consultants -----	44	17 812	7 299	1 668	167
7379 pt.	Miscellaneous computer services, n.e.c. -----	10	18 687	3 142	639	74
738	Miscellaneous business services -----	609	386 672	114 786	28 288	8 007
7381, 2	Detective agencies and protective services -----	106	80 983	42 757	10 648	3 408
7381	Detective, guard, and armored car services -----	81	54 470	34 498	8 440	3 036
7381 pt.	Detective agencies and guard services -----	78	(D)	(D)	(D)	HH
7381 pt.	Armored car services -----	3	(D)	(D)	(D)	CC
7382	Security systems services -----	25	26 513	8 259	2 208	372
7383	News syndicates -----	5	(D)	(D)	(D)	CC
7384	Photofinishing laboratories* -----	75	38 572	10 110	2 284	549
7384 pt.	Photofinishing laboratories, except "one-hour" (mini) labs* -----	30	30 580	8 439	1 942	417
7384 pt.	One-hour (mini) photofinishing* -----	45	7 992	1 671	342	132
7389	Business services, n.e.c. -----	423	(D)	(D)	(D)	HH
7389 pt.	Sign painting shops -----	17	(D)	(D)	(D)	BB
7389 pt.	Interior designing -----	41	17 927	3 812	857	186
7389 pt.	Telephone answering services -----	29	6 306	2 915	706	277
7389 pt.	Other business services -----	336	(D)	(D)	(D)	HH
7389 pt.	Water softening and conditioning services -----	9	(D)	(D)	(D)	BB
7389 pt.	Packaging and labeling services -----	10	(D)	(D)	(D)	BB
7389 pt.	Trading stamp services -----	-	-	-	-	-
7389 pt.	Miscellaneous business services -----	317	186 970	45 405	11 335	3 236
7389 pt.	Convention and trade show services -----	22	54 616	15 986	4 380	1 282
7389 pt.	Private mail centers -----	16	4 680	691	143	49
7389 pt.	Miscellaneous business services, n.e.c. -----	279	127 674	28 728	6 812	1 905

Table 7a. Summary Statistics for Firms Subject to Federal Income Tax for Metropolitan Areas: 1992 — Con.

[Includes only establishments with payroll. For meaning of abbreviations and symbols, see introductory text. For explanation of terms and comparability of 1987 and 1992 censuses, see appendix A. For definitions of CMSA's, MSA's, and PMSA's, see appendix D]

SIC code	Geographic area and kind of business or operation	Establishments (number)	Receipts (\$1,000)	Annual payroll (\$1,000)	First-quarter payroll (\$1,000)	Paid employees for pay period including March 12 (number)
ORLANDO, FL MSA — Con.						
75	Automotive repair, services, and parking	945	693 257	120 764	28 222	6 998
751	Automotive rental and leasing, without drivers	89	419 908	47 321	11 813	2 882
7513	Truck rental and leasing, without drivers	32	55 870	7 645	1 955	386
7513 pt.	Truck rental, without drivers	18	36 446	4 097	963	221
7513 pt.	Truck leasing, except finance leasing	14	19 424	3 548	992	165
7514, 5	Passenger car rental and leasing	50	355 852	38 774	9 644	2 444
7514	Passenger car rental	44	352 013	38 069	9 472	2 408
7515	Passenger car leasing	6	3 839	705	172	36
7519	Utility trailer and recreational vehicle rental	7	8 186	902	214	52
752	Automobile parking	12	(D)	(D)	(D)	CC
7521 pt.	Parking lots	11	(D)	(D)	(D)	CC
7521 pt.	Parking structures	1	(D)	(D)	(D)	AA
753	Automotive repair shops	705	227 222	60 764	13 278	2 866
7532	Top, body, and upholstery repair shops and paint shops	177	74 882	21 726	4 623	985
7532 pt.	Top and body repair shops	156	68 541	19 658	4 223	903
7532 pt.	Paint shops	21	6 341	2 068	400	82
7538	General automotive repair shops	360	96 698	24 192	5 151	1 136
7538 pt.	General automotive repair shops, except diesel	331	90 641	22 747	4 805	1 063
7538 pt.	Diesel repair shops	29	6 057	1 445	346	73
7533, 4, 6, 7, 9	Other automotive repair shops	168	55 642	14 846	3 504	745
7533	Automotive exhaust system repair shops	18	5 344	1 158	296	71
7534	Tire retreading and repair shops	9	7 178	1 436	331	65
7536	Automotive glass replacement shops	16	8 830	2 254	501	117
7537	Automotive transmission repair shops	51	12 511	3 611	876	174
7539	Automotive repair shops, n.e.c.	74	21 779	6 387	1 500	318
7539 pt.	Radiator repair	13	3 498	1 016	229	57
7539 pt.	Brake, front end, and wheel alignment	15	4 998	1 439	365	74
7539 pt.	Automotive electrical and fuel system services	31	7 602	2 490	545	120
7539 pt.	Carburetor repair shops	14	3 295	871	253	59
7539 pt.	Automotive electrical repair shops	17	4 307	1 619	292	61
7539 pt.	Other automotive repair shops, n.e.c.	15	5 681	1 442	361	67
754	Automotive services, except repair	139	(D)	(D)	(D)	GG
7542	Carwashes	58	(D)	(D)	(D)	FF
7549	Automotive services, except repair and carwashes	81	21 313	5 895	1 402	395
7549 pt.	Lubrication shops	32	9 936	2 534	612	185
7549 pt.	Other automotive services	49	11 377	3 361	790	210
7549 pt.	Towing services	37	10 061	3 135	731	190
7549 pt.	Other automotive services, n.e.c.	12	1 316	226	59	20
76	Miscellaneous repair services	460	201 334	64 569	15 012	2 888
762	Electrical repair shops	175	113 398	37 171	8 582	1 600
7622	Radio and television repair shops	43	9 296	4 166	983	192
7623, 9	Other electrical and electronic repair shops	132	104 102	33 005	7 599	1 408
7623	Refrigeration and air-conditioning service and repair shops	47	42 516	11 402	2 396	427
7629	Electrical and electronic repair shops, n.e.c.	85	61 586	21 603	5 203	981
763	Watch, clock, and jewelry repair	9	740	137	35	12
764	Reupholstery and furniture repair	45	5 211	1 453	324	102
769	Miscellaneous repair and related services	231	81 985	25 808	6 071	1 174
7692	Welding repair	25	4 734	1 781	356	82
7694	Armature rewinding shops	17	9 509	3 153	811	138
7699	Repair shops and related services, n.e.c.	189	67 742	20 874	4 904	954
7699 pt.	Farm machinery and equipment repair	4	1 322	354	103	25
7699 pt.	Lawnmower and other small gasoline engine repair	8	2 440	827	187	44
7699 pt.	Sewer and septic tank cleaning services	17	11 171	3 866	937	173
7699 pt.	Other repair and related services, n.e.c.	160	52 809	15 827	3 677	712
78, 79, 84	Amusement and recreation services, including motion pictures and museums	736	2 527 155	493 602	114 139	30 918
781, 2	Motion picture production, distribution, and services	67	47 803	16 838	3 866	863
7812 pt.	Motion picture production, except for television	20	(D)	(D)	(D)	EE
7812 pt.	Motion picture and tape production for television	17	5 386	1 368	212	49
7819	Services allied to motion picture production	24	24 487	13 190	2 927	521
7822 pt.	Motion picture film and tape distributors	5	(D)	(D)	(D)	AA
7822 pt.	Motion picture film exchanges	3	(D)	(D)	(D)	AA
7822 pt.	Video tape wholesalers	2	(D)	(D)	(D)	AA
7822 pt.	Film and tape distribution for television	1	(D)	(D)	(D)	AA
7829	Services allied to motion picture distribution	—	—	—	—	—
783	Motion picture theaters	41	39 492	5 211	1 191	630
7832	Motion picture theaters, except drive-in	37	(D)	(D)	(D)	FF
7833	Drive-in motion picture theaters	4	(D)	(D)	(D)	BB
784	Video tape rental	97	35 002	5 922	1 309	687
792	Theatrical producers (except motion picture), bands, orchestras, and entertainers	61	33 463	8 981	2 406	453
7922	Theatrical producers (except motion picture) and miscellaneous theatrical services	40	21 283	5 942	1 388	341
7922 pt.	Producers of live theatrical productions	4	1 826	922	202	66
7922 pt.	Producers of radio and television shows, except tape producers	3	(D)	(D)	(D)	AA
7922 pt.	Artists' and entertainers' managers or agents, concert bureaus, booking agents	19	8 684	1 834	485	104
7922 pt.	Other theatrical services	14	(D)	(D)	(D)	CC
7929	Bands, orchestras, actors, and other entertainers and entertainment groups	21	12 180	3 039	1 018	112
7929 pt.	Dance groups and artists	—	—	—	—	—
7929 pt.	Symphony orchestras, opera companies, and chamber music organizations	—	—	—	—	—
7929 pt.	Other music and entertainment presentations	21	12 180	3 039	1 018	112
7929 pt.	Other music groups and artists	9	2 330	282	73	21
7929 pt.	Other entertainers and entertainment groups	12	9 850	2 757	945	91

Table 7a. Summary Statistics for Firms Subject to Federal Income Tax for Metropolitan Areas: 1992 — Con.

[Includes only establishments with payroll. For meaning of abbreviations and symbols, see introductory text. For explanation of terms and comparability of 1987 and 1992 censuses, see appendix A. For definitions of CMSA's, MSA's, and PMSA's, see appendix D]

SIC code	Geographic area and kind of business or operation	Establishments (number)	Receipts (\$1,000)	Annual payroll (\$1,000)	First-quarter payroll (\$1,000)	Paid employees for pay period including March 12 (number)
ORLANDO, FL MSA — Con.						
78, 79, 84	Amusement and recreation services, including motion pictures and museums—Con.					
793	Bowling centers	27	16 878	4 737	1 172	467
79 ex. 792, 3; 84	Commercial sports and other amusement and recreation services, including museums	443	2 354 517	451 913	104 195	27 818
794	Commercial sports	35	46 398	25 999	6 460	649
7941	Professional sports clubs, managers, promoters	11	28 474	21 842	5 219	290
7941 pt.	Baseball clubs	2	(D)	(D)	(D)	AA
7941 pt.	Football clubs	2	(D)	(D)	(D)	BB
7941 pt.	Other professional sports clubs	3	(D)	(D)	(D)	CC
7941 pt.	Managers and promoters	4	(D)	(D)	(D)	BB
7948	Racing, including track operation	24	17 924	4 157	1 241	359
7948 pt.	Auto racetrack operation	1	(D)	(D)	(D)	AA
7948 pt.	Horse racetrack operation	—	—	—	—	—
7948 pt.	Dog racetrack operation	2	(D)	(D)	(D)	CC
7948 pt.	Racing stables and racing, n.e.c.	21	(D)	(D)	(D)	CC
79 ex. 792, 3, 4; 84	Other amusement and recreation services, including museums	408	2 308 119	425 914	97 735	27 169
791	Dance studios, schools, and halls	27	4 550	1 330	320	143
7991	Physical fitness facilities	61	21 559	3 997	951	494
7991 pt.	Physical fitness centers, except gymnasiums and athletic clubs	50	19 965	3 547	845	429
7991 pt.	Gymnasiums and athletic clubs	11	1 594	450	106	65
7992	Public golf courses	20	36 497	10 132	2 437	600
7993	Coin-operated amusement devices	40	16 241	4 025	911	264
7996	Amusement parks	19	(D)	(D)	(D)	JJ
7997	Membership sports and recreation clubs	45	56 131	21 451	5 330	1 566
7999, 84	Amusement and recreation services, including museums, n.e.c.	196	(D)	(D)	(D)	GG
7999 pt.	Concession operators of amusement devices and rides	14	7 452	1 337	256	102
7999 pt.	Carnivals, circuses, and fairs	6	(D)	(D)	(D)	EE
7999 pt.	Carnivals and circuses	6	(D)	(D)	(D)	EE
7999 pt., 84	Fairs	—	—	—	—	—
84	Other recreation and amusements, including museums	176	98 568	15 954	3 514	1 285
841	Museums, art galleries, and botanical and zoological gardens	5	4 182	1 069	213	49
841	Museums and art galleries	4	(D)	(D)	(D)	BB
842	Arboreta and botanical or zoological gardens	1	(D)	(D)	(D)	AA
7999 pt.	Roller skating rinks	10	2 880	813	196	99
7999 pt.	Ice skating rinks	2	(D)	(D)	(D)	BB
7999 pt.	Other amusement and recreation services, n.e.c.	159	(D)	(D)	(D)	GG
80	Health services	2 533	1 902 028	818 392	175 056	25 225
801	Offices and clinics of doctors of medicine	1 197	922 847	459 512	91 319	8 536
8011 pt.	Offices of doctors of medicine	1 150	806 956	421 880	82 803	7 607
8011 pt.	General medical clinics	47	115 891	37 632	8 516	929
802	Offices and clinics of dentists	507	189 064	74 021	16 713	2 761
8021 pt.	Offices of dentists	502	187 799	73 596	16 601	2 742
8021 pt.	Dental clinics	5	1 265	425	112	19
803	Offices and clinics of doctors of osteopathy	71	33 189	15 518	3 174	383
8031 pt.	Offices of osteopathic physicians	68	30 206	14 533	2 891	343
8031 pt.	Osteopathic clinics	3	2 983	985	283	40
804	Offices and clinics of other health practitioners	425	116 403	40 210	8 560	1 507
8041	Offices and clinics of chiropractors	165	43 713	14 043	2 853	518
8042	Offices and clinics of optometrists	86	23 980	7 239	1 643	305
8043	Offices and clinics of podiatrists	45	15 089	5 619	1 103	187
8049	Offices and clinics of health practitioners, n.e.c.	129	33 621	13 309	2 961	497
805	Nursing and personal care facilities	50	134 872	57 595	13 547	3 784
8051	Skilled nursing care facilities	33	110 073	47 268	10 791	3 028
8052	Intermediate care facilities	11	(D)	(D)	(D)	FF
8059	Nursing and personal care facilities, n.e.c.	6	(D)	(D)	(D)	CC
806	Hospitals	10	275 349	87 477	21 853	3 458
8062	General medical and surgical hospitals	6	244 694	77 466	19 159	3 017
8063, 9	Specialty hospitals	4	30 655	10 011	2 694	441
8063	Psychiatric hospitals	4	30 655	10 011	2 694	441
8069	Specialty hospitals, except psychiatric	—	—	—	—	—
807, 8, 9	Other health services	273	230 304	84 059	19 890	4 796
807	Medical and dental laboratories	110	70 651	25 058	5 808	1 043
8071	Medical laboratories	61	60 001	20 108	4 628	784
8072	Dental laboratories	49	10 650	4 950	1 180	259
808	Home health care services	66	83 340	34 203	8 438	2 895
809	Miscellaneous health and allied services, n.e.c.	97	76 313	24 798	5 644	858
8092	Kidney dialysis centers	9	10 796	2 123	471	100
8093	Specialty outpatient facilities, n.e.c.	59	53 976	19 077	4 114	650
8099	Health and allied services, n.e.c.	29	11 541	3 598	1 059	108
81	Legal services	959	529 770	280 904	54 774	5 960
823, 4, 9	Selected educational services	114	57 862	18 773	4 293	923
823	Libraries	—	—	—	—	—
824	Vocational schools	38	27 054	9 710	2 090	433
8243	Data processing schools	16	3 993	1 479	272	48
8244	Business and secretarial schools	2	(D)	(D)	(D)	BB
8249	Vocational schools, n.e.c.	20	(D)	(D)	(D)	EE
829	Schools and educational services, n.e.c.	76	30 808	9 063	2 203	490

Table 7a. **Summary Statistics for Firms Subject to Federal Income Tax for Metropolitan Areas: 1992—Con.**

[Includes only establishments with payroll. For meaning of abbreviations and symbols, see introductory text. For explanation of terms and comparability of 1987 and 1992 censuses, see appendix A. For definitions of CMSA's, MSA's, and PMSA's, see appendix D]

SIC code	Geographic area and kind of business or operation	Establishments (number)	Receipts (\$1,000)	Annual payroll (\$1,000)	First-quarter payroll (\$1,000)	Paid employees for pay period including March 12 (number)
ORLANDO, FL MSA—Con.						
83	Social services	403	85 823	36 141	8 321	3 370
835	Child day care services	258	45 330	19 852	4 672	2 315
832, 3, 6, 9	Other social services	145	40 493	16 289	3 649	1 055
832	Individual and family social services	60	9 811	3 381	740	196
833	Job training and vocational rehabilitation services	18	7 425	4 085	861	158
836	Residential care	59	22 073	8 622	2 007	680
839	Social services, n.e.c.	8	1 184	201	41	21
87 ex. 8733	Engineering, accounting, research, management, and related services (except noncommercial research organizations)	1 653	1 068 994	457 181	107 545	15 673
871	Engineering, architectural, and surveying services	496	463 859	203 257	47 523	5 750
8711	Engineering services	292	316 624	145 248	34 354	3 924
8712	Architectural services	147	127 264	48 139	10 960	1 383
8713	Surveying services	57	19 971	9 870	2 209	443
872	Accounting, auditing, and bookkeeping services	536	144 972	64 603	14 358	2 313
873 ex. 8733	Research, development, and testing services (except noncommercial research organizations)	86	126 378	60 168	14 224	2 486
8731	Commercial physical and biological research	25	78 125	41 415	9 489	1 540
8731 pt.	Commercial physical research	14	(D)	(D)	(D)	EE
8731 pt.	Commercial medical and biological research	11	(D)	(D)	(D)	GG
8732	Commercial economic, sociological, and educational research	35	10 853	4 213	1 034	350
8734	Testing laboratories	26	37 400	14 540	3 701	596
874	Management and public relations services	535	333 785	129 153	31 440	5 124
8741	Management services	154	184 536	79 526	19 984	3 671
8742	Management consulting services	233	109 277	34 262	7 869	918
8743	Public relations services	3	(D)	(D)	(D)	CC
8744	Facilities support management services	2	(D)	(D)	(D)	BB
8748	Business consulting services, n.e.c.	113	27 936	10 278	2 276	360
89	Services, n.e.c.	97	27 485	10 593	2 670	342
8999 pt.	Scientific and related consulting services, except environmental	14	1 898	573	120	18
8999 pt.	Other services	83	25 587	10 020	2 550	324
8999 pt.	Environmental consulting	23	13 976	7 000	1 931	173
8999 pt.	Authors, composers, and other arts-related services	19	2 079	776	204	35
8999 pt.	Other services, n.e.c.	41	9 532	2 244	415	116
PANAMA CITY, FL MSA						
	Total	1 166	577 490	209 372	45 587	12 759
70 ex. 704	Hotels, rooming houses, camps, and other lodging places (except membership lodging)	136	100 180	22 816	4 711	2 924
7011	Hotels and motels	126	96 389	22 116	4 570	2 867
7011 pt.	Hotels	29	49 837	12 047	2 718	1 775
7011 pt.	Motels, motor hotels, and tourist courts	97	46 552	10 069	1 852	1 092
702, 3	Other lodging places	10	3 791	700	141	57
72	Personal services	110	18 127	5 818	1 423	585
721	Laundry, cleaning, and garment services	39	7 251	2 332	540	233
7211	Power laundries, family and commercial*	1	(D)	(D)	(D)	BB
7213	Linen supply*	1	(D)	(D)	(D)	AA
7215	Coin-operated laundries and drycleaning	16	2 896	735	173	81
7216	Drycleaning plants, except rug cleaning*	10	1 884	674	158	65
7217	Carpet and upholstery cleaning	9	1 579	571	134	48
7218	Industrial laundrers*	—	—	—	—	—
7212, 9	Other laundry, cleaning, and garment services*	2	(D)	(D)	(D)	AA
722	Photographic studios, portrait	6	1 270	252	65	28
723, 4	Beauty and barber shops	47	5 359	2 266	574	235
723	Beauty shops	46	(D)	(D)	(D)	CC
724	Barber shops	1	(D)	(D)	(D)	AA
725	Shoe repair shops and shoeshine parlors	2	(D)	(D)	(D)	AA
726	Funeral service and crematories	6	2 556	511	109	29
729	Miscellaneous personal services	10	(D)	(D)	(D)	BB
73	Business services	173	55 060	21 614	4 981	2 340
731	Advertising	17	5 668	1 586	348	475
732	Consumer credit reporting agencies, mercantile reporting agencies, and adjustment and collection agencies	5	1 762	626	152	45
733	Mailing, reproduction, commercial art and photography, and stenographic services	14	2 380	808	157	38
734	Services to dwellings and other buildings	36	7 681	3 348	736	280
735	Miscellaneous equipment rental and leasing	22	8 407	2 505	773	125
736	Personnel supply services	13	6 976	4 792	985	760
737	Computer programming, data processing, and other computer related services	21	10 440	4 197	986	159
7371, 2, 3	Computer programming, prepackaged software, and integrated systems	10	6 011	2 336	610	101
7374, 5, 6	Data processing services	4	2 021	796	157	27
7377, 8, 9	Computer rental and leasing, maintenance, and related services, n.e.c.	7	2 408	1 065	219	31
738	Miscellaneous business services	45	11 746	3 752	844	458

Table 7a. Summary Statistics for Firms Subject to Federal Income Tax for Metropolitan Areas: 1992 — Con.

[Includes only establishments with payroll. For meaning of abbreviations and symbols, see introductory text. For explanation of terms and comparability of 1987 and 1992 censuses, see appendix A. For definitions of CMSA's, MSA's, and PMSA's, see appendix D]

SIC code	Geographic area and kind of business or operation	Establishments (number)	Receipts (\$1,000)	Annual payroll (\$1,000)	First-quarter payroll (\$1,000)	Paid employees for pay period including March 12 (number)
PANAMA CITY, FL MSA — Con.						
75	Automotive repair, services, and parking -----	93	28 174	6 630	1 535	466
751	Automotive rental and leasing, without drivers -----	6	4 344	609	146	40
752	Automobile parking -----	2	(D)	(D)	(D)	AA
753	Automotive repair shops -----	70	20 909	5 154	1 211	310
7532	Top, body, and upholstery repair shops and paint shops -----	15	2 829	533	119	40
7538	General automotive repair shops -----	34	11 697	2 981	673	171
7533, 4, 6, 7, 9	Other automotive repair shops -----	21	6 383	1 640	419	99
754	Automotive services, except repair -----	15	(D)	(D)	(D)	CC
76	Miscellaneous repair services -----	59	16 394	5 227	1 096	242
762	Electrical repair shops -----	27	9 876	3 658	695	138
7622	Radio and television repair shops -----	4	576	157	35	11
7623, 9	Other electrical and electronic repair shops -----	23	9 300	3 501	660	127
763	Watch, clock, and jewelry repair -----	—	—	—	—	—
764	Reupholstery and furniture repair -----	7	916	174	43	19
769	Miscellaneous repair and related services -----	25	5 602	1 395	358	85
78, 79, 84	Amusement and recreation services, including motion pictures and museums -----	99	48 889	11 769	2 258	1 122
781, 2	Motion picture production, distribution, and services -----	1	(D)	(D)	(D)	AA
783	Motion picture theaters -----	6	4 090	525	117	74
784	Video tape rental -----	8	1 661	282	70	45
792	Theatrical producers (except motion picture), bands, orchestras, and entertainers -----	3	(D)	(D)	(D)	BB
793	Bowling centers -----	4	1 447	402	127	79
79 ex. 792, 3, 84	Commercial sports and other amusement and recreation services, including museums -----	77	41 037	10 374	1 903	901
80	Health services -----	248	206 767	89 115	18 711	3 080
801	Offices and clinics of doctors of medicine -----	121	76 913	45 343	8 489	843
802	Offices and clinics of dentists -----	42	15 713	7 060	1 397	263
803	Offices and clinics of doctors of osteopathy -----	7	3 594	2 427	385	32
804	Offices and clinics of other health practitioners -----	41	11 963	4 504	964	232
805	Nursing and personal care facilities -----	11	17 758	7 757	1 775	619
806	Hospitals -----	2	(D)	(D)	(D)	FF
807, 8, 9	Other health services -----	24	(D)	(D)	(D)	EE
81	Legal services -----	62	21 070	9 708	2 293	280
823, 4, 9	Selected educational services -----	9	(D)	(D)	(D)	BB
83	Social services -----	44	7 422	3 344	776	405
835	Child day care services -----	29	4 228	1 974	442	282
832, 3, 6, 9	Other social services -----	15	3 194	1 370	334	123
87 ex. 8733	Engineering, accounting, research, management, and related services (except noncommercial research organizations) -----	128	67 922	31 094	7 149	1 202
871	Engineering, architectural, and surveying services -----	52	29 070	12 970	3 018	414
872	Accounting, auditing, and bookkeeping services -----	39	8 571	4 617	900	178
873 ex. 8733	Research, development, and testing services (except noncommercial research organizations) -----	8	3 508	2 089	477	74
874	Management and public relations services -----	29	26 773	11 418	2 754	536
89	Services, n.e.c. -----	5	(D)	(D)	(D)	BB
PENSACOLA, FL MSA						
	Total -----	2 292	1 217 529	510 193	113 743	25 402
70 ex. 704	Hotels, rooming houses, camps, and other lodging places (except membership lodging) -----	56	45 613	11 052	2 857	1 244
7011	Hotels and motels -----	50	44 726	10 857	2 813	1 222
7011 pt.	Hotels -----	13	15 625	4 229	1 014	454
7011 pt.	Hotels, 25 guestrooms or more -----	12	(D)	(D)	(D)	EE
7011 pt.	Hotels, less than 25 guestrooms -----	1	(D)	(D)	(D)	AA
7011 pt.	Motels, motor hotels, and tourist courts -----	37	29 101	6 628	1 799	768
7011 pt.	Motels, tourist courts -----	31	24 238	5 468	1 475	651
7011 pt.	Motor hotels -----	6	4 863	1 160	324	117
702, 3	Other lodging places -----	6	887	195	44	22
702	Rooming and boarding houses -----	1	(D)	(D)	(D)	AA
703	Camps and recreational vehicle parks -----	5	(D)	(D)	(D)	AA

Table 7a. Summary Statistics for Firms Subject to Federal Income Tax for Metropolitan Areas: 1992—Con.

[Includes only establishments with payroll. For meaning of abbreviations and symbols, see introductory text. For explanation of terms and comparability of 1987 and 1992 censuses, see appendix A. For definitions of CMSA's, MSA's, and PMSA's, see appendix D]

SIC code	Geographic area and kind of business or operation	Establishments (number)	Receipts (\$1,000)	Annual payroll (\$1,000)	First-quarter payroll (\$1,000)	Paid employees for pay period including March 12 (number)
PENSACOLA, FL MSA—Con.						
72	Personal services	232	41 745	14 191	3 424	1 383
721	Laundry, cleaning, and garment services	67	15 598	5 547	1 326	478
7211	Power laundries, family and commercial*	4	(D)	(D)	(D)	BB
7213	Linen supply*	1	(D)	(D)	(D)	CC
7215	Coin-operated laundries and drycleaning	19	1 698	420	81	48
7216	Drycleaning plants, except rug cleaning*	28	5 027	1 832	431	203
7217	Carpet and upholstery cleaning	9	1 186	139	29	12
7218	Industrial launderers*	—	—	—	—	—
7212, 9	Other laundry, cleaning, and garment services*	6	(D)	(D)	(D)	BB
7212	Garment pressing, and agents for laundries and drycleaners	3	(D)	(D)	(D)	AA
7219	Laundry and garment services, n.e.c.*	3	142	61	14	6
722	Photographic studios, portrait	17	5 353	1 170	286	115
723, 4	Beauty and barber shops	101	10 820	4 471	1 050	461
723	Beauty shops	98	(D)	(D)	(D)	EE
724	Barber shops	3	(D)	(D)	(D)	AA
725	Shoe repair shops and shoeshine parlors	9	582	180	43	18
726	Funeral service and crematories	12	5 097	1 575	313	87
729	Miscellaneous personal services	26	4 295	1 248	406	224
7291	Tax return preparation services	10	1 810	571	253	154
7299	Miscellaneous personal services, n.e.c.	16	2 485	677	153	70
73	Business services	394	194 732	96 617	22 047	7 085
731	Advertising	22	13 048	4 453	1 037	210
7311	Advertising agencies	11	5 432	2 143	445	86
7312	Outdoor advertising services	6	5 739	1 552	437	83
7313	Radio, television, publishers' advertising representatives	2	(D)	(D)	(D)	AA
7319	Advertising, n.e.c.	3	(D)	(D)	(D)	BB
732	Consumer credit reporting agencies, mercantile reporting agencies, and adjustment and collection agencies	10	4 971	1 674	381	87
7322	Adjustment and collection services	9	(D)	(D)	(D)	BB
7323	Credit reporting services	1	(D)	(D)	(D)	AA
733	Mailing, reproduction, commercial art and photography, and stenographic services	31	5 427	1 789	394	149
7331	Direct mail advertising services	3	(D)	(D)	(D)	AA
7334	Photocopying and duplicating services	6	1 472	417	95	28
7335, 6	Commercial photography, art, and graphics	8	(D)	(D)	(D)	AA
7335	Commercial photography	3	(D)	(D)	(D)	AA
7336	Commercial art and graphic design	5	398	104	23	5
7338	Secretarial and court reporting services	14	2 788	1 176	252	106
734	Services to dwellings and other buildings	82	25 423	11 304	2 591	969
7342	Disinfecting and pest control services	22	7 118	2 793	640	147
7349	Building cleaning and maintenance services, n.e.c.	60	18 305	8 511	1 951	822
735	Miscellaneous equipment rental and leasing	37	21 021	4 831	1 252	248
7352	Medical equipment rental and leasing	9	3 776	833	215	51
7353	Heavy construction equipment rental and leasing	6	5 861	1 130	248	46
7359	Equipment rental and leasing, n.e.c.	22	11 384	2 868	789	151
736	Personnel supply services	42	51 183	39 665	8 508	3 228
7361	Employment agencies	17	2 817	1 543	321	97
7363	Help supply services	25	48 366	38 122	8 187	3 131
7363 pt.	Temporary help supply	22	(D)	(D)	(D)	GG
7363 pt.	Help supply, except temporary	3	(D)	(D)	(D)	GG
737	Computer programming, data processing, and other computer related services	73	44 891	19 860	4 826	765
7371, 2, 3	Computer programming, prepackaged software, and integrated systems	37	25 099	12 302	3 059	463
7371	Computer programming services	25	22 115	11 372	2 833	415
7372	Prepackaged software	3	(D)	(D)	(D)	AA
7373	Computer integrated systems	9	(D)	(D)	(D)	BB
7374, 5, 6	Data processing services	17	11 306	4 775	997	204
7374, 5	Computer processing, information retrieval	16	(D)	(D)	(D)	CC
7376	Computer facilities management services	1	(D)	(D)	(D)	AA
7377, 8, 9	Computer rental and leasing, maintenance, and related services, n.e.c.	19	8 486	2 783	770	98
7377	Computer rental and leasing	—	—	—	—	—
7378	Computer maintenance and repair	12	7 398	2 465	720	84
7379	Computer related services, n.e.c.	7	1 088	318	50	14
738	Miscellaneous business services	97	28 768	13 041	3 058	1 429
7381, 2	Detective agencies and protective services	22	13 974	8 958	2 124	973
7381	Detective, guard, and armored car services	16	12 266	8 424	2 013	943
7382	Security systems services	6	1 708	534	111	30
7383	News syndicates	1	(D)	(D)	(D)	AA
7384	Photofinishing laboratories*	10	2 178	595	102	51
7389	Business services, n.e.c.	64	(D)	(D)	(D)	EE
7389 pt.	Sign painting shops	4	331	70	16	9
7389 pt.	Interior designing	7	1 778	213	60	18
7389 pt.	Telephone answering services	7	1 492	560	130	72
7389 pt.	Other business services	46	(D)	(D)	(D)	EE

Table 7a. Summary Statistics for Firms Subject to Federal Income Tax for Metropolitan Areas: 1992—Con.

[Includes only establishments with payroll. For meaning of abbreviations and symbols, see introductory text. For explanation of terms and comparability of 1987 and 1992 censuses, see appendix A. For definitions of CMSA's, MSA's, and PMSA's, see appendix D]

SIC code	Geographic area and kind of business or operation	Establishments (number)	Receipts (\$1,000)	Annual payroll (\$1,000)	First-quarter payroll (\$1,000)	Paid employees for pay period including March 12 (number)
PENSACOLA, FL MSA—Con.						
75	Automotive repair, services, and parking	245	71 357	17 410	4 030	1 215
751	Automotive rental and leasing, without drivers	15	13 158	1 829	421	192
7513	Truck rental and leasing, without drivers	7	(D)	(D)	(D)	AA
7514, 5	Passenger car rental and leasing	7	10 099	1 472	346	173
7514	Passenger car rental	7	10 099	1 472	346	173
7515	Passenger car leasing	—	—	—	—	—
7519	Utility trailer and recreational vehicle rental	1	(D)	(D)	(D)	AA
752	Automobile parking	8	(D)	(D)	(D)	BB
753	Automotive repair shops	194	52 176	14 095	3 251	871
7532	Top, body, and upholstery repair shops and paint shops	58	19 452	5 451	1 282	326
7532 pt.	Top and body repair shops	49	16 573	4 528	1 080	276
7532 pt.	Paint shops	9	2 879	923	202	50
7538	General automotive repair shops	93	20 467	5 345	1 235	348
7538 pt.	General automotive repair shops, except diesel	84	17 125	4 462	1 026	288
7538 pt.	Diesel repair shops	9	3 342	883	209	60
7533, 4, 6, 7, 9	Other automotive repair shops	43	12 257	3 299	734	197
7533	Automotive exhaust system repair shops	7	1 956	640	134	27
7534	Tire retreading and repair shops	2	(D)	(D)	(D)	AA
7536	Automotive glass replacement shops	7	3 800	702	182	58
7537	Automotive transmission repair shops	11	2 184	576	145	29
7539	Automotive repair shops, n.e.c.	16	(D)	(D)	(D)	BB
7539 pt.	Radiator repair	3	(D)	(D)	(D)	AA
7539 pt.	Brake, front end, and wheel alignment	4	1 056	471	107	26
7539 pt.	Automotive electrical and fuel system services	6	1 175	339	73	23
7539 pt.	Other automotive repair shops, n.e.c.	3	(D)	(D)	(D)	AA
754	Automotive services, except repair	28	(D)	(D)	(D)	CC
7542	Carwashes	14	(D)	(D)	(D)	BB
7549	Automotive services, except repair and carwashes	14	2 517	677	153	56
76	Miscellaneous repair services	106	63 004	26 536	6 436	981
762	Electrical repair shops	36	44 551	21 972	5 436	696
7622	Radio and television repair shops	7	(D)	(D)	(D)	BB
7623, 9	Other electrical and electronic repair shops	29	(D)	(D)	(D)	FF
7623	Refrigeration and air-conditioning service and repair shops	11	(D)	(D)	(D)	BB
7629	Electrical and electronic repair shops, n.e.c.	18	(D)	(D)	(D)	FF
763	Watch, clock, and jewelry repair	2	(D)	(D)	(D)	AA
764	Reupholstery and furniture repair	12	927	194	51	26
769	Miscellaneous repair and related services	56	(D)	(D)	(D)	EE
7692	Welding repair	7	1 331	305	77	19
7694	Armature rewinding shops	4	2 603	862	201	33
7699	Repair shops and related services, n.e.c.	45	(D)	(D)	(D)	CC
78, 79, 84	Amusement and recreation services, including motion pictures and museums	147	52 954	12 947	2 991	1 507
781, 2	Motion picture production, distribution, and services	1	(D)	(D)	(D)	AA
783	Motion picture theaters	6	5 527	788	186	99
7832	Motion picture theaters, except drive-in	6	5 527	788	186	99
7833	Drive-in motion picture theaters	—	—	—	—	—
784	Video tape rental	30	8 293	1 570	399	199
792	Theatrical producers (except motion picture), bands, orchestras, and entertainers	6	(D)	(D)	(D)	BB
7922	Theatrical producers (except motion picture) and miscellaneous theatrical services	2	(D)	(D)	(D)	BB
7929	Bands, orchestras, actors, and other entertainers and entertainment groups	4	(D)	(D)	(D)	AA
793	Bowling centers	7	3 164	829	204	94
79 ex. 792, 3, 4; 84	Commercial sports and other amusement and recreation services, including museums	97	34 087	9 378	2 099	1 033
794	Commercial sports	8	10 448	2 470	666	260
7941	Professional sports clubs, managers, promoters	1	(D)	(D)	(D)	AA
7948	Racing, including track operation	7	(D)	(D)	(D)	EE
79 ex. 792, 3, 4; 84	Other amusement and recreation services, including museums	89	23 639	6 908	1 433	773
791	Dance studios, schools, and halls	10	531	103	26	28
7991	Physical fitness facilities	17	3 313	1 208	277	181
7992	Public golf courses	3	(D)	(D)	(D)	BB
7993	Coin-operated amusement devices	8	2 998	624	141	44
7996	Amusement parks	2	(D)	(D)	(D)	BB
7997	Membership sports and recreation clubs	13	6 700	2 229	473	282
7999, 84	Amusement and recreation services, including museums, n.e.c.	36	6 022	1 860	328	173
7999 pt.	Concession operators of amusement devices and rides	—	—	—	—	—
7999 pt.	Carnivals, circuses, and fairs	—	—	—	—	—
7999 pt., 84	Other recreation and amusements, including museums	36	6 022	1 860	328	173

Table 7a. Summary Statistics for Firms Subject to Federal Income Tax for Metropolitan Areas: 1992—Con.

[Includes only establishments with payroll. For meaning of abbreviations and symbols, see introductory text. For explanation of terms and comparability of 1987 and 1992 censuses, see appendix A. For definitions of CMSA's, MSA's, and PMSA's, see appendix D]

SIC code	Geographic area and kind of business or operation	Establishments (number)	Receipts (\$1,000)	Annual payroll (\$1,000)	First-quarter payroll (\$1,000)	Paid employees for pay period including March 12 (number)
PENSACOLA, FL MSA—Con.						
80	Health services	527	522 387	236 995	52 712	7 991
801	Offices and clinics of doctors of medicine	253	235 320	133 591	28 458	2 836
8011 pt.	Offices of doctors of medicine	249	(D)	(D)	(D)	HH
8011 pt.	General medical clinics	4	(D)	(D)	(D)	CC
802	Offices and clinics of dentists	120	39 955	15 925	3 537	696
803	Offices and clinics of doctors of osteopathy	3	(D)	(D)	(D)	AA
804	Offices and clinics of other health practitioners	83	23 767	8 912	1 979	356
8041	Offices and clinics of chiropractors	33	8 621	3 415	744	141
8042	Offices and clinics of optometrists	17	3 843	1 034	233	62
8043	Offices and clinics of podiatrists	5	2 353	605	132	29
8049	Offices and clinics of health practitioners, n.e.c.	28	8 950	3 858	870	124
805	Nursing and personal care facilities	15	32 478	14 346	3 351	1 157
8051	Skilled nursing care facilities	10	(D)	(D)	(D)	GG
8052	Intermediate care facilities	2	(D)	(D)	(D)	BB
8059	Nursing and personal care facilities, n.e.c.	3	(D)	(D)	(D)	AA
806	Hospitals	4	(D)	(D)	(D)	GG
8062	General medical and surgical hospitals	2	(D)	(D)	(D)	GG
8063, 9	Specialty hospitals	2	(D)	(D)	(D)	CC
807, 8, 9	Other health services	49	(D)	(D)	(D)	FF
807	Medical and dental laboratories	24	(D)	(D)	(D)	CC
8071	Medical laboratories	10	(D)	(D)	(D)	CC
8072	Dental laboratories	14	(D)	(D)	(D)	BB
808	Home health care services	15	22 989	9 883	2 121	520
809	Miscellaneous health and allied services, n.e.c.	10	(D)	(D)	(D)	BB
8092	Kidney dialysis centers	—	—	—	—	—
8093	Specialty outpatient facilities, n.e.c.	7	1 204	414	131	24
8099	Health and allied services, n.e.c.	3	(D)	(D)	(D)	BB
81	Legal services	176	78 956	38 310	6 648	990
823, 4, 9	Selected educational services	24	5 189	1 969	359	80
823	Libraries	—	—	—	—	—
824	Vocational schools	9	4 181	1 640	306	53
829	Schools and educational services, n.e.c.	15	1 008	329	53	27
83	Social services	107	15 931	7 404	1 672	992
835	Child day care services	79	11 422	5 398	1 257	806
832, 3, 6, 9	Other social services	28	4 509	2 006	415	186
87 ex. 8733	Engineering, accounting, research, management, and related services (except noncommercial research organizations)	259	117 749	44 090	9 972	1 808
871	Engineering, architectural, and surveying services	100	55 114	19 549	4 747	734
8711	Engineering services	61	43 976	15 677	3 922	544
8712	Architectural services	24	8 411	2 488	523	89
8713	Surveying services	15	2 727	1 384	302	101
872	Accounting, auditing, and bookkeeping services	96	30 808	12 404	2 648	573
873 ex. 8733	Research, development, and testing services (except noncommercial research organizations)	13	13 422	4 826	1 189	221
8731	Commercial physical and biological research	2	(D)	(D)	(D)	AA
8732	Commercial economic, sociological, and educational research	4	(D)	(D)	(D)	BB
8734	Testing laboratories	7	12 353	4 437	1 077	196
874	Management and public relations services	50	18 405	7 311	1 388	280
8741	Management services	17	4 869	2 572	500	116
8742	Management consulting services	23	12 261	4 335	814	142
8743	Public relations services	1	(D)	(D)	(D)	AA
8744	Facilities support management services	1	(D)	(D)	(D)	AA
8748	Business consulting services, n.e.c.	8	(D)	(D)	(D)	AA
89	Services, n.e.c.	19	7 912	2 672	595	126
PUNTA GORDA, FL MSA						
	Total	734	335 783	139 600	31 613	6 156
70 ex. 704	Hotels, rooming houses, camps, and other lodging places (except membership lodging)	20	9 904	2 151	729	283
7011	Hotels and motels	16	9 048	2 030	693	271
7011 pt.	Hotels	7	5 467	1 052	298	138
7011 pt.	Motels, motor hotels, and tourist courts	9	3 581	978	395	133
702, 3	Other lodging places	4	856	121	36	12

Table 7a. Summary Statistics for Firms Subject to Federal Income Tax for Metropolitan Areas: 1992 — Con.

[Includes only establishments with payroll. For meaning of abbreviations and symbols, see introductory text. For explanation of terms and comparability of 1987 and 1992 censuses, see appendix A. For definitions of CMSA's, MSA's, and PMSA's, see appendix D]

SIC code	Geographic area and kind of business or operation	Establishments (number)	Receipts (\$1,000)	Annual payroll (\$1,000)	First-quarter payroll (\$1,000)	Paid employees for pay period including March 12 (number)
	PUNTA GORDA, FL MSA — Con.					
72	Personal services -----	91	11 436	4 289	1 161	442
721	Laundry, cleaning, and garment services -----	20	2 341	869	227	81
7211	Power laundries, family and commercial* -----	—	—	—	—	—
7213	Linen supply* -----	—	—	—	—	—
7215	Coin-operated laundries and drycleaning -----	7	406	67	17	12
7216	Drycleaning plants, except rug cleaning* -----	6	850	309	78	33
7217	Carpet and upholstery cleaning -----	7	1 085	493	132	36
7218	Industrial launderers* -----	—	—	—	—	—
7212, 9	Other laundry, cleaning, and garment services* -----	—	—	—	—	—
722	Photographic studios, portrait -----	1	(D)	(D)	(D)	AA
723, 4	Beauty and barber shops -----	57	5 400	2 481	695	264
723	Beauty shops -----	56	(D)	(D)	(D)	EE
724	Barber shops -----	1	(D)	(D)	(D)	AA
725	Shoe repair shops and shoeshine parlors -----	1	(D)	(D)	(D)	AA
726	Funeral service and crematories -----	4	2 270	592	136	27
729	Miscellaneous personal services -----	8	(D)	(D)	(D)	BB
73	Business services -----	108	33 764	16 403	3 557	1 100
731	Advertising -----	3	(D)	(D)	(D)	AA
732	Consumer credit reporting agencies, mercantile reporting agencies, and adjustment and collection agencies -----	—	—	—	—	—
733	Mailing, reproduction, commercial art and photography, and stenographic services -----	11	1 681	584	121	44
734	Services to dwellings and other buildings -----	27	5 951	2 522	579	222
735	Miscellaneous equipment rental and leasing -----	14	5 773	1 418	275	70
736	Personnel supply services -----	8	11 398	8 947	1 916	532
737	Computer programming, data processing, and other computer related services -----	11	1 563	653	137	27
7371, 2, 3	Computer programming, prepackaged software, and integrated systems -----	6	745	147	26	12
7374, 5, 6	Data processing services -----	2	(D)	(D)	(D)	AA
7377, 8, 9	Computer rental and leasing, maintenance, and related services, n.e.c. -----	3	(D)	(D)	(D)	AA
738	Miscellaneous business services -----	34	(D)	(D)	(D)	CC
75	Automotive repair, services, and parking -----	58	12 540	2 804	692	163
751	Automotive rental and leasing, without drivers -----	2	(D)	(D)	(D)	AA
752	Automobile parking -----	—	—	—	—	—
753	Automotive repair shops -----	48	11 021	2 462	613	129
7532	Top, body, and upholstery repair shops and paint shops -----	10	3 158	802	200	47
7538	General automotive repair shops -----	29	5 708	1 222	304	59
7533, 4, 6, 7, 9	Other automotive repair shops -----	9	2 155	438	109	23
754	Automotive services, except repair -----	8	(D)	(D)	(D)	BB
76	Miscellaneous repair services -----	26	5 837	1 276	328	79
762	Electrical repair shops -----	14	4 104	871	215	48
7622	Radio and television repair shops -----	2	(D)	(D)	(D)	AA
7623, 9	Other electrical and electronic repair shops -----	12	(D)	(D)	(D)	BB
763	Watch, clock, and jewelry repair -----	—	—	—	—	—
764	Reupholstery and furniture repair -----	3	(D)	(D)	(D)	AA
769	Miscellaneous repair and related services -----	9	(D)	(D)	(D)	BB
78, 79, 84	Amusement and recreation services, including motion pictures and museums -----	37	13 596	3 465	645	271
781, 2	Motion picture production, distribution, and services -----	1	(D)	(D)	(D)	AA
783	Motion picture theaters -----	1	(D)	(D)	(D)	BB
784	Video tape rental -----	7	1 079	275	64	45
792	Theatrical producers (except motion picture), bands, orchestras, and entertainers -----	—	—	—	—	—
793	Bowling centers -----	2	(D)	(D)	(D)	BB
79 ex. 792, 3, 84	Commercial sports and other amusement and recreation services, including museums -----	26	9 645	2 508	409	161
80	Health services -----	239	192 532	82 090	18 526	2 699
801	Offices and clinics of doctors of medicine -----	127	89 206	45 066	9 189	805
802	Offices and clinics of dentists -----	33	11 893	4 059	888	178
803	Offices and clinics of doctors of osteopathy -----	4	(D)	(D)	(D)	BB
804	Offices and clinics of other health practitioners -----	43	10 279	3 568	701	123
805	Nursing and personal care facilities -----	5	14 891	5 437	1 273	411
806	Hospitals -----	1	(D)	(D)	(D)	FF
807, 8, 9	Other health services -----	26	(D)	(D)	(D)	EE
81	Legal services -----	33	13 204	6 899	1 602	204
823, 4, 9	Selected educational services -----	4	(D)	(D)	(D)	AA
83	Social services -----	37	6 780	2 433	598	261
835	Child day care services -----	19	1 555	734	165	87
832, 3, 6, 9	Other social services -----	18	5 225	1 699	433	174

Table 7a. Summary Statistics for Firms Subject to Federal Income Tax for Metropolitan Areas: 1992 — Con.

[Includes only establishments with payroll. For meaning of abbreviations and symbols, see introductory text. For explanation of terms and comparability of 1987 and 1992 censuses, see appendix A. For definitions of CMSA's, MSA's, and PMSA's, see appendix D]

SIC code	Geographic area and kind of business or operation	Establishments (number)	Receipts (\$1,000)	Annual payroll (\$1,000)	First-quarter payroll (\$1,000)	Paid employees for pay period including March 12 (number)
PUNTA GORDA, FL MSA — Con.						
87 ex. 8733	Engineering, accounting, research, management, and related services (except noncommercial research organizations) -----	79	35 130	17 504	3 712	634
871	Engineering, architectural, and surveying services -----	30	11 643	5 652	1 169	191
872	Accounting, auditing, and bookkeeping services -----	31	15 098	7 421	1 703	355
873 ex. 8733	Research, development, and testing services (except noncommercial research organizations) -----	4	1 117	506	89	25
874	Management and public relations services -----	14	7 272	3 925	751	63
89	Services, n.e.c. -----	2	(D)	(D)	(D)	AA
SARASOTA-BRADENTON, FL MSA						
Total -----		4 606	2 389 538	1 013 730	229 647	52 121
70 ex. 704	Hotels, rooming houses, camps, and other lodging places (except membership lodging) -----	143	159 044	38 692	10 246	3 576
7011	Hotels and motels -----	115	143 815	36 807	9 730	3 399
7011 pt.	Hotels -----	48	109 366	29 417	7 746	2 657
7011 pt.	Hotels, 25 guestrooms or more -----	44	108 879	29 310	7 718	2 643
7011 pt.	Hotels, less than 25 guestrooms -----	4	487	107	28	14
7011 pt.	Motels, motor hotels, and tourist courts -----	67	34 449	7 390	1 984	742
7011 pt.	Motels, tourist courts -----	61	31 035	6 368	1 619	651
7011 pt.	Motor hotels -----	6	3 414	1 022	365	91
702, 3	Other lodging places -----	28	15 229	1 885	516	177
702	Rooming and boarding houses -----	2	(D)	(D)	(D)	AA
703	Camps and recreational vehicle parks -----	26	(D)	(D)	(D)	CC
72	Personal services -----	528	88 665	33 071	8 727	2 758
721	Laundry, cleaning, and garment services -----	116	30 549	10 349	2 547	743
7211	Power laundries, family and commercial* -----	3	530	61	8	14
7213	Linen supply* -----	2	(D)	(D)	(D)	CC
7215	Coin-operated laundries and drycleaning -----	21	2 190	478	152	57
7216	Drycleaning plants, except rug cleaning* -----	38	10 778	3 993	933	323
7217	Carpet and upholstery cleaning -----	42	7 345	2 451	564	141
7218	Industrial launderers* -----	1	(D)	(D)	(D)	BB
7212, 9	Other laundry, cleaning, and garment services* -----	9	(D)	(D)	(D)	BB
7212	Garment pressing, and agents for laundries and drycleaners -----	4	(D)	(D)	(D)	AA
7219	Laundry and garment services, n.e.c.* -----	5	(D)	(D)	(D)	AA
722	Photographic studios, portrait -----	16	3 055	787	175	63
723, 4	Beauty and barber shops -----	323	35 236	15 779	4 355	1 365
723	Beauty shops -----	316	34 500	15 401	4 245	1 344
724	Barber shops -----	7	736	378	110	21
725	Shoe repair shops and shoeshine parlors -----	3	124	33	12	5
726	Funeral service and crematories -----	30	11 780	3 729	861	199
729	Miscellaneous personal services -----	40	7 921	2 394	777	383
7291	Tax return preparation services -----	12	2 333	1 176	449	244
7299	Miscellaneous personal services, n.e.c. -----	28	5 588	1 218	328	139
73	Business services -----	759	451 156	272 318	60 615	18 757
731	Advertising -----	38	7 081	1 826	417	89
7311	Advertising agencies -----	29	5 326	1 384	335	71
7312	Outdoor advertising services -----	5	(D)	(D)	(D)	AA
7313	Radio, television, publishers' advertising representatives -----	2	(D)	(D)	(D)	AA
7319	Advertising, n.e.c. -----	2	(D)	(D)	(D)	AA
732	Consumer credit reporting agencies, mercantile reporting agencies, and adjustment and collection agencies -----	18	4 164	1 070	280	81
7322	Adjustment and collection services -----	13	2 677	648	88	29
7323	Credit reporting services -----	5	1 487	422	192	52
733	Mailing, reproduction, commercial art and photography, and stenographic services -----	70	12 094	3 424	779	186
7331	Direct mail advertising services -----	13	4 046	680	128	32
7334	Photocopying and duplicating services -----	11	2 249	643	148	36
7335, 6	Commercial photography, art, and graphics -----	18	2 380	541	128	34
7335	Commercial photography -----	4	456	94	16	11
7336	Commercial art and graphic design -----	14	1 924	447	112	23
7338	Secretarial and court reporting services -----	28	3 419	1 560	375	84
734	Services to dwellings and other buildings -----	176	37 301	14 225	3 272	1 206
7342	Disinfecting and pest control services -----	71	23 143	8 801	2 091	467
7349	Building cleaning and maintenance services, n.e.c. -----	105	14 158	5 424	1 181	739
735	Miscellaneous equipment rental and leasing -----	57	18 060	4 527	1 024	253
7352	Medical equipment rental and leasing -----	10	3 711	963	228	48
7353	Heavy construction equipment rental and leasing -----	3	1 173	329	83	14
7359	Equipment rental and leasing, n.e.c. -----	44	13 176	3 235	713	191
736	Personnel supply services -----	84	254 564	206 580	45 219	14 804
7361	Employment agencies -----	22	2 634	920	199	52
7363	Help supply services -----	62	251 930	205 660	45 020	14 752
7363 pt.	Temporary help supply -----	42	31 873	21 901	5 329	2 297
7363 pt.	Help supply, except temporary -----	20	220 057	183 759	39 691	12 455

Table 7a. Summary Statistics for Firms Subject to Federal Income Tax for Metropolitan Areas: 1992—Con.

[Includes only establishments with payroll. For meaning of abbreviations and symbols, see introductory text. For explanation of terms and comparability of 1987 and 1992 censuses, see appendix A. For definitions of CMSA's, MSA's, and PMSA's, see appendix D]

SIC code	Geographic area and kind of business or operation	Establishments (number)	Receipts (\$1,000)	Annual payroll (\$1,000)	First-quarter payroll (\$1,000)	Paid employees for pay period including March 12 (number)
SARASOTA—BRADENTON, FL MSA—Con.						
73	Business services—Con.					
737	Computer programming, data processing, and other computer related services -----	84	45 944	17 509	4 329	481
7371, 2, 3	Computer programming, prepackaged software, and integrated systems -----	46	34 505	13 289	3 294	331
7371	Computer programming services -----	29	16 269	5 857	1 558	141
7372	Prepackaged software -----	10	15 439	6 529	1 564	167
7373	Computer integrated systems -----	7	2 797	903	172	23
7374, 5, 6	Data processing services -----	16	3 056	1 140	250	71
7374, 5	Computer processing, information retrieval -----	16	3 056	1 140	250	71
7376	Computer facilities management services -----	—	—	—	—	—
7377, 8, 9	Computer rental and leasing, maintenance, and related services, n.e.c. -----	22	8 383	3 080	785	79
7377	Computer rental and leasing -----	—	—	—	—	—
7378	Computer maintenance and repair -----	6	3 787	1 785	483	43
7379	Computer related services, n.e.c. -----	16	4 596	1 295	302	36
738	Miscellaneous business services -----	232	71 948	23 157	5 295	1 657
7381, 2	Detective agencies and protective services -----	36	16 198	8 588	2 064	745
7381	Detective, guard, and armored car services -----	25	8 854	5 441	1 346	607
7382	Security systems services -----	11	7 344	3 147	718	138
7383	News syndicates -----	—	—	—	—	—
7384	Photofinishing laboratories* -----	17	10 381	3 046	619	168
7389	Business services, n.e.c. -----	179	45 369	11 523	2 612	744
7389 pt.	Sign painting shops -----	9	1 872	619	162	44
7389 pt.	Interior designing -----	32	12 050	1 740	437	69
7389 pt.	Telephone answering services -----	9	3 474	1 548	298	132
7389 pt.	Other business services -----	129	27 973	7 616	1 715	499
75	Automotive repair, services, and parking -----	319	116 542	25 589	6 239	1 567
751	Automotive rental and leasing, without drivers -----	23	34 645	3 765	912	269
7513	Truck rental and leasing, without drivers -----	3	(D)	(D)	(D)	AA
7514, 5	Passenger car rental and leasing -----	19	(D)	(D)	(D)	EE
7514	Passenger car rental -----	17	(D)	(D)	(D)	CC
7515	Passenger car leasing -----	2	(D)	(D)	(D)	AA
7519	Utility trailer and recreational vehicle rental -----	1	(D)	(D)	(D)	AA
752	Automobile parking -----	—	—	—	—	—
753	Automotive repair shops -----	250	70 803	18 069	4 386	964
7532	Top, body, and upholstery repair shops and paint shops -----	60	19 011	6 006	1 503	304
7532 pt.	Top and body repair shops -----	53	17 873	5 712	1 401	263
7532 pt.	Paint shops -----	7	1 138	294	102	41
7538	General automotive repair shops -----	130	30 345	7 273	1 672	402
7538 pt.	General automotive repair shops, except diesel -----	121	28 304	6 783	1 542	370
7538 pt.	Diesel repair shops -----	9	2 041	490	130	32
7533, 4, 6, 7, 9	Other automotive repair shops -----	60	21 447	4 790	1 211	258
7533	Automotive exhaust system repair shops -----	10	3 457	785	213	40
7534	Tire retreading and repair shops -----	5	(D)	(D)	(D)	BB
7536	Automotive glass replacement shops -----	9	3 565	675	175	37
7537	Automotive transmission repair shops -----	11	3 016	733	185	40
7539	Automotive repair shops, n.e.c. -----	25	(D)	(D)	(D)	BB
7539 pt.	Radiator repair -----	7	1 436	356	79	21
7539 pt.	Brake, front end, and wheel alignment -----	6	1 699	385	113	27
7539 pt.	Automotive electrical and fuel system services -----	9	1 558	462	122	32
7539 pt.	Other automotive repair shops, n.e.c. -----	3	(D)	(D)	(D)	AA
754	Automotive services, except repair -----	46	11 094	3 755	941	334
7542	Carwashes -----	22	6 139	2 503	645	259
7549	Automotive services, except repair and carwashes -----	24	4 955	1 252	296	75
76	Miscellaneous repair services -----	165	38 615	13 355	3 295	753
762	Electrical repair shops -----	57	18 311	7 049	1 750	396
7622	Radio and television repair shops -----	18	4 457	1 515	376	87
7623, 9	Other electrical and electronic repair shops -----	39	13 854	5 534	1 374	309
7623	Refrigeration and air-conditioning service and repair shops -----	12	2 023	361	77	23
7629	Electrical and electronic repair shops, n.e.c. -----	27	11 831	5 173	1 297	286
763	Watch, clock, and jewelry repair -----	5	312	49	14	8
764	Reupholstery and furniture repair -----	23	4 197	1 221	302	79
769	Miscellaneous repair and related services -----	80	15 795	5 036	1 229	270
7692	Welding repair -----	7	779	207	48	15
7694	Armature rewinding shops -----	3	(D)	(D)	(D)	BB
7699	Repair shops and related services, n.e.c. -----	70	(D)	(D)	(D)	CC
78, 79, 84	Amusement and recreation services, including motion pictures and museums -----	257	139 231	36 557	9 440	3 083
781, 2	Motion picture production, distribution, and services -----	17	10 215	1 862	514	65
783	Motion picture theaters -----	12	10 063	1 320	351	192
7832	Motion picture theaters, except drive-in -----	12	10 063	1 320	351	192
7833	Drive-in motion picture theaters -----	—	—	—	—	—
784	Video tape rental -----	38	8 140	1 189	241	150
792	Theatrical producers (except motion picture), bands, orchestras, and entertainers -----	24	(D)	(D)	(D)	CC
7922	Theatrical producers (except motion picture) and miscellaneous theatrical services -----	10	(D)	(D)	(D)	BB
7929	Bands, orchestras, actors, and other entertainers and entertainment groups -----	14	2 736	674	77	34
793	Bowling centers -----	2	(D)	(D)	(D)	BB

Table 7a. Summary Statistics for Firms Subject to Federal Income Tax for Metropolitan Areas: 1992—Con.

[Includes only establishments with payroll. For meaning of abbreviations and symbols, see introductory text. For explanation of terms and comparability of 1987 and 1992 censuses, see appendix A. For definitions of CMSA's, MSA's, and PMSA's, see appendix D]

SIC code	Geographic area and kind of business or operation	Establishments (number)	Receipts (\$1,000)	Annual payroll (\$1,000)	First-quarter payroll (\$1,000)	Paid employees for pay period including March 12 (number)
SARASOTA—BRADENTON, FL MSA—Con.						
78, 79, 84	Amusement and recreation services, including motion pictures and museums—Con.					
79 ex. 792, 3, 84	Commercial sports and other amusement and recreation services, including museums -----	164	104 811	30 220	7 947	2 503
794	Commercial sports -----	5	(D)	(D)	(D)	EE
7941	Professional sports clubs, managers, promoters -----	1	(D)	(D)	(D)	AA
7948	Racing, including track operation -----	4	(D)	(D)	(D)	EE
79 ex. 792, 3, 4, 84	Other amusement and recreation services, including museums ----	159	(D)	(D)	(D)	GG
791	Dance studios, schools, and halls -----	16	3 009	1 031	254	85
7991	Physical fitness facilities -----	15	6 736	2 883	713	320
7992	Public golf courses -----	8	4 836	1 896	504	135
7993	Coin-operated amusement devices -----	9	2 538	532	96	41
7996	Amusement parks -----	—	—	—	—	—
7997	Membership sports and recreation clubs -----	35	41 305	12 221	3 454	1 020
7999, 84	Amusement and recreation services, including museums, n.e.c. -	76	(D)	(D)	(D)	FF
7999 pt.	Concession operators of amusement devices and rides -----	6	703	138	22	15
7999 pt., 84	Carnivals, circuses, and fairs -----	11	10 493	1 026	269	215
	Other recreation and amusements, including museums -----	59	(D)	(D)	(D)	EE
80	Health services -----	1 227	981 700	407 573	89 474	14 442
801	Offices and clinics of doctors of medicine -----	573	386 717	193 680	39 155	3 628
8011 pt.	Offices of doctors of medicine -----	563	377 919	191 622	38 668	3 515
8011 pt.	General medical clinics -----	10	8 798	2 058	487	113
802	Offices and clinics of dentists -----	255	84 866	33 193	7 105	1 251
803	Offices and clinics of doctors of osteopathy -----	15	4 659	2 446	544	65
804	Offices and clinics of other health practitioners -----	221	57 368	19 347	3 979	731
8041	Offices and clinics of chiropractors -----	85	18 465	6 273	1 343	264
8042	Offices and clinics of optometrists -----	36	9 214	2 568	582	104
8043	Offices and clinics of podiatrists -----	24	7 093	2 636	442	88
8049	Offices and clinics of health practitioners, n.e.c. -----	76	22 596	7 870	1 612	275
805	Nursing and personal care facilities -----	36	127 855	54 916	12 852	3 600
8051	Skilled nursing care facilities -----	29	(D)	(D)	(D)	HH
8052	Intermediate care facilities -----	2	(D)	(D)	(D)	FF
8059	Nursing and personal care facilities, n.e.c. -----	5	(D)	(D)	(D)	BB
806	Hospitals -----	7	222 599	68 457	17 366	3 160
8062	General medical and surgical hospitals -----	3	(D)	(D)	(D)	HH
8063, 9	Specialty hospitals -----	4	(D)	(D)	(D)	FF
807, 8, 9	Other health services -----	120	97 636	35 534	8 473	2 007
807	Medical and dental laboratories -----	49	27 671	7 674	1 578	319
8071	Medical laboratories -----	30	24 507	6 543	1 327	266
8072	Dental laboratories -----	19	3 164	1 131	251	53
808	Home health care services -----	31	39 751	17 697	4 507	1 373
809	Miscellaneous health and allied services, n.e.c. -----	40	30 214	10 163	2 388	315
8092	Kidney dialysis centers -----	6	7 824	1 923	439	86
8093	Specialty outpatient facilities, n.e.c. -----	23	18 953	7 039	1 675	192
8099	Health and allied services, n.e.c. -----	11	3 437	1 201	274	37
81	Legal services -----	385	146 421	74 659	14 965	1 869
823, 4, 9	Selected educational services -----	40	7 236	2 074	507	118
823	Libraries -----	—	—	—	—	—
824	Vocational schools -----	6	1 890	476	122	22
829	Schools and educational services, n.e.c. -----	34	5 346	1 598	385	96
83	Social services -----	125	27 597	10 215	2 618	955
835	Child day care services -----	68	7 923	3 533	810	445
832, 3, 6, 9	Other social services -----	57	19 674	6 682	1 808	510
87 ex. 8733	Engineering, accounting, research, management, and related services (except noncommercial research organizations) -----	624	219 155	94 748	22 460	4 058
871	Engineering, architectural, and surveying services -----	163	52 975	25 040	6 053	850
8711	Engineering services -----	75	29 528	14 563	3 512	471
8712	Architectural services -----	64	18 476	7 919	1 957	254
8713	Surveying services -----	24	4 971	2 558	584	125
872	Accounting, auditing, and bookkeeping services -----	213	45 153	20 387	4 916	836
873 ex. 8733	Research, development, and testing services (except noncommercial research organizations) -----	30	21 813	6 353	1 269	422
8731	Commercial physical and biological research -----	6	1 399	640	136	11
8732	Commercial economic, sociological, and educational research ----	13	18 553	5 122	968	375
8734	Testing laboratories -----	11	1 861	591	165	36
874	Management and public relations services -----	218	99 214	42 968	10 222	1 950
8741	Management services -----	61	55 856	25 990	5 820	1 369
8742	Management consulting services -----	106	26 230	11 774	3 080	384
8743	Public relations services -----	10	3 475	711	171	38
8744	Facilities support management services -----	5	2 830	1 452	370	48
8748	Business consulting services, n.e.c. -----	36	10 823	3 041	781	111
89	Services, n.e.c. -----	34	14 176	4 879	1 061	185

Table 7a. Summary Statistics for Firms Subject to Federal Income Tax for Metropolitan Areas: 1992—Con.

[Includes only establishments with payroll. For meaning of abbreviations and symbols, see introductory text. For explanation of terms and comparability of 1987 and 1992 censuses, see appendix A. For definitions of CMSA's, MSA's, and PMSA's, see appendix D]

SIC code	Geographic area and kind of business or operation	Establishments (number)	Receipts (\$1,000)	Annual payroll (\$1,000)	First-quarter payroll (\$1,000)	Paid employees for pay period including March 12 (number)
TALLAHASSEE, FL MSA						
	Total -----	2 107	1 174 547	481 025	104 248	20 407
70 ex. 704	Hotels, rooming houses, camps, and other lodging places (except membership lodging) -----	60	41 618	10 883	2 426	1 182
7011	Hotels and motels -----	50	36 704	9 582	2 103	1 040
7011 pt.	Hotels -----	13	12 337	3 464	773	358
7011 pt.	Hotels, 25 guestrooms or more -----	10	12 088	3 407	759	354
7011 pt.	Hotels, less than 25 guestrooms -----	3	249	57	14	4
7011 pt.	Motels, motor hotels, and tourist courts -----	37	24 367	6 118	1 330	682
7011 pt.	Motels, tourist courts -----	29	19 004	4 964	1 036	543
7011 pt.	Motor hotels -----	8	5 363	1 154	294	139
702, 3	Other lodging places -----	10	4 914	1 301	323	142
702	Rooming and boarding houses -----	4	(D)	(D)	(D)	CC
703	Camps and recreational vehicle parks -----	6	(D)	(D)	(D)	AA
72	Personal services -----	204	44 877	16 427	3 844	1 477
721	Laundry, cleaning, and garment services -----	82	21 094	7 511	1 630	579
7211	Power laundries, family and commercial* -----	1	(D)	(D)	(D)	AA
7213	Linen supply* -----	1	(D)	(D)	(D)	BB
7215	Coin-operated laundries and drycleaning -----	23	(D)	(D)	(D)	BB
7216	Drycleaning plants, except rug cleaning* -----	36	6 635	2 532	648	242
7217	Carpet and upholstery cleaning -----	12	2 465	732	187	100
7218	Industrial laundries* -----	1	(D)	(D)	(D)	BB
7212, 9	Other laundry, cleaning, and garment services* -----	8	(D)	(D)	(D)	BB
7212	Garment pressing, and agents for laundries and drycleaners -----	2	(D)	(D)	(D)	AA
7219	Laundry and garment services, n.e.c.* -----	6	(D)	(D)	(D)	AA
722	Photographic studios, portrait -----	10	3 708	982	161	99
723, 4	Beauty and barber shops -----	78	12 010	5 750	1 406	467
723	Beauty shops -----	77	(D)	(D)	(D)	EE
724	Barber shops -----	1	(D)	(D)	(D)	AA
725	Shoe repair shops and shoeshine parlors -----	6	407	105	22	8
726	Funeral service and crematories -----	8	3 097	798	205	50
729	Miscellaneous personal services -----	20	4 561	1 281	420	274
7291	Tax return preparation services -----	2	(D)	(D)	(D)	CC
7299	Miscellaneous personal services, n.e.c. -----	18	(D)	(D)	(D)	BB
73	Business services -----	363	190 036	79 056	17 219	4 711
731	Advertising -----	21	7 809	2 871	659	128
7311	Advertising agencies -----	16	5 324	2 121	491	102
7312	Outdoor advertising services -----	2	(D)	(D)	(D)	BB
7313	Radio, television, publishers' advertising representatives -----	1	(D)	(D)	(D)	AA
7319	Advertising, n.e.c. -----	2	(D)	(D)	(D)	AA
732	Consumer credit reporting agencies, mercantile reporting agencies, and adjustment and collection agencies -----	5	3 215	1 025	245	54
7322	Adjustment and collection services -----	3	(D)	(D)	(D)	AA
7323	Credit reporting services -----	2	(D)	(D)	(D)	BB
733	Mailing, reproduction, commercial art and photography, and stenographic services -----	32	9 034	2 545	595	162
7331	Direct mail advertising services -----	5	1 515	500	102	31
7334	Photocopying and duplicating services -----	8	4 855	1 365	322	97
7335, 6	Commercial photography, art, and graphics -----	8	765	235	50	10
7335	Commercial photography -----	1	(D)	(D)	(D)	AA
7336	Commercial art and graphic design -----	7	(D)	(D)	(D)	AA
7338	Secretarial and court reporting services -----	11	1 899	445	121	24
734	Services to dwellings and other buildings -----	76	14 236	5 900	1 385	630
7342	Disinfecting and pest control services -----	29	7 552	2 912	685	162
7349	Building cleaning and maintenance services, n.e.c. -----	47	6 684	2 988	700	468
735	Miscellaneous equipment rental and leasing -----	31	15 335	3 382	830	187
7352	Medical equipment rental and leasing -----	5	2 779	504	123	23
7353	Heavy construction equipment rental and leasing -----	5	2 352	778	211	44
7359	Equipment rental and leasing, n.e.c. -----	21	10 204	2 100	496	120
736	Personnel supply services -----	29	29 005	21 256	4 178	1 772
7361	Employment agencies -----	10	3 603	1 725	164	36
7363	Help supply services -----	19	25 402	19 531	4 014	1 736
7363 pt.	Temporary help supply -----	16	(D)	(D)	(D)	GG
7363 pt.	Help supply, except temporary -----	3	(D)	(D)	(D)	EE
737	Computer programming, data processing, and other computer related services -----	76	77 562	28 358	6 224	1 023
7371, 2, 3	Computer programming, prepackaged software, and integrated systems -----	46	45 225	18 117	3 794	465
7371	Computer programming services -----	27	31 387	13 596	2 745	306
7372	Prepackaged software -----	11	7 457	2 431	593	89
7373	Computer integrated systems -----	8	6 381	2 090	456	70
7374, 5, 6	Data processing services -----	10	29 792	9 391	2 162	514
7374, 5	Computer processing, information retrieval -----	9	(D)	(D)	(D)	FF
7376	Computer facilities management services -----	1	(D)	(D)	(D)	AA
7377, 8, 9	Computer rental and leasing, maintenance, and related services, n.e.c. -----	20	2 545	850	268	44
7377	Computer rental and leasing -----	1	(D)	(D)	(D)	AA
7378	Computer maintenance and repair -----	7	1 583	420	139	27
7379	Computer related services, n.e.c. -----	12	(D)	(D)	(D)	AA

Table 7a. Summary Statistics for Firms Subject to Federal Income Tax for Metropolitan Areas: 1992 — Con.

[Includes only establishments with payroll. For meaning of abbreviations and symbols, see introductory text. For explanation of terms and comparability of 1987 and 1992 censuses, see appendix A. For definitions of CMSA's, MSA's, and PMSA's, see appendix D]

SIC code	Geographic area and kind of business or operation	Establishments (number)	Receipts (\$1,000)	Annual payroll (\$1,000)	First-quarter payroll (\$1,000)	Paid employees for pay period including March 12 (number)
TALLAHASSEE, FL MSA — Con.						
73	Business services—Con.					
738	Miscellaneous business services	93	33 840	13 719	3 103	755
7381, 2	Detective agencies and protective services	21	6 415	2 539	576	237
7381	Detective, guard, and armored car services	16	3 258	1 521	346	190
7382	Security systems services	5	3 157	1 018	230	47
7383	News syndicates	2	(D)	(D)	(D)	AA
7384	Photofinishing laboratories*	10	2 236	690	170	49
7389	Business services, n.e.c.	60	(D)	(D)	(D)	EE
7389 pt.	Sign painting shops	2	(D)	(D)	(D)	AA
7389 pt.	Interior designing	9	2 519	558	98	36
7389 pt.	Telephone answering services	3	(D)	(D)	(D)	AA
7389 pt.	Other business services	46	(D)	(D)	(D)	EE
75	Automotive repair, services, and parking	182	91 142	19 871	4 702	1 159
751	Automotive rental and leasing, without drivers	11	33 454	4 261	1 076	243
7513	Truck rental and leasing, without drivers	2	(D)	(D)	(D)	CC
7514, 5	Passenger car rental and leasing	8	(D)	(D)	(D)	CC
7514	Passenger car rental	8	(D)	(D)	(D)	CC
7515	Passenger car leasing	—	—	—	—	—
7519	Utility trailer and recreational vehicle rental	1	(D)	(D)	(D)	AA
752	Automobile parking	2	(D)	(D)	(D)	AA
753	Automotive repair shops	137	48 491	13 801	3 220	706
7532	Top, body, and upholstery repair shops and paint shops	30	15 259	4 710	1 073	236
7532 pt.	Top and body repair shops	27	14 270	4 381	1 037	220
7532 pt.	Paint shops	3	989	329	36	16
7538	General automotive repair shops	66	18 925	5 335	1 217	272
7538 pt.	General automotive repair shops, except diesel	61	16 798	4 790	1 080	246
7538 pt.	Diesel repair shops	5	2 127	545	137	26
7533, 4, 6, 7, 9	Other automotive repair shops	41	14 307	3 756	930	198
7533	Automotive exhaust system repair shops	5	1 243	251	51	12
7534	Tire retreading and repair shops	1	(D)	(D)	(D)	AA
7536	Automotive glass replacement shops	7	2 816	727	175	44
7537	Automotive transmission repair shops	11	3 237	993	305	49
7539	Automotive repair shops, n.e.c.	17	(D)	(D)	(D)	BB
7539 pt.	Radiator repair	2	(D)	(D)	(D)	AA
7539 pt.	Brake, front end, and wheel alignment	8	2 804	820	175	35
7539 pt.	Automotive electrical and fuel system services	4	1 547	437	108	28
7539 pt.	Other automotive repair shops, n.e.c.	3	1 030	157	36	9
754	Automotive services, except repair	32	(D)	(D)	(D)	CC
7542	Carwashes	11	(D)	(D)	(D)	CC
7549	Automotive services, except repair and carwashes	21	5 165	1 081	235	81
76	Miscellaneous repair services	79	19 681	6 250	1 450	351
762	Electrical repair shops	26	9 493	3 397	772	164
7622	Radio and television repair shops	12	1 474	614	149	41
7623, 9	Other electrical and electronic repair shops	14	8 019	2 783	623	123
7623	Refrigeration and air-conditioning service and repair shops	6	(D)	(D)	(D)	BB
7629	Electrical and electronic repair shops, n.e.c.	8	(D)	(D)	(D)	BB
763	Watch, clock, and jewelry repair	1	(D)	(D)	(D)	AA
764	Reupholstery and furniture repair	10	1 425	447	119	35
769	Miscellaneous repair and related services	42	(D)	(D)	(D)	CC
7692	Welding repair	6	738	202	46	12
7694	Armature rewinding shops	6	1 391	305	76	19
7699	Repair shops and related services, n.e.c.	30	(D)	(D)	(D)	CC
78, 79, 84	Amusement and recreation services, including motion pictures and museums	91	32 079	8 455	2 083	1 060
781, 2	Motion picture production, distribution, and services	5	1 828	815	212	56
783	Motion picture theaters	7	6 330	926	223	131
7832	Motion picture theaters, except drive-in	7	6 330	926	223	131
7833	Drive-in motion picture theaters	—	—	—	—	—
784	Video tape rental	20	4 728	858	206	146
792	Theatrical producers (except motion picture), bands, orchestras, and entertainers	4	(D)	(D)	(D)	AA
7922	Theatrical producers (except motion picture) and miscellaneous theatrical services	2	(D)	(D)	(D)	AA
7929	Bands, orchestras, actors, and other entertainers and entertainment groups	2	(D)	(D)	(D)	AA
793	Bowling centers	2	(D)	(D)	(D)	BB
79 ex. 792, 3, 84	Commercial sports and other amusement and recreation services, including museums	53	17 599	5 531	1 327	669
794	Commercial sports	3	(D)	(D)	(D)	AA
7941	Professional sports clubs, managers, promoters	3	(D)	(D)	(D)	AA
7948	Racing, including track operation	—	—	—	—	—
79 ex. 792, 3, 4, 84	Other amusement and recreation services, including museums	50	(D)	(D)	(D)	FF
791	Dance studios, schools, and halls	6	661	227	52	28
7991	Physical fitness facilities	9	3 771	1 241	283	201
7992	Public golf courses	1	(D)	(D)	(D)	CC
7993	Coin-operated amusement devices	4	836	155	35	13
7996	Amusement parks	—	—	—	—	—
7997	Membership sports and recreation clubs	8	4 395	1 457	411	187
7999, 84	Amusement and recreation services, including museums, n.e.c.	22	(D)	(D)	(D)	CC
7999 pt.	Concession operators of amusement devices and rides	—	—	—	—	—
7999 pt.	Carnivals, circuses, and fairs	—	—	—	—	—
7999 pt., 84	Other recreation and amusements, including museums	22	(D)	(D)	(D)	CC

Table 7a. Summary Statistics for Firms Subject to Federal Income Tax for Metropolitan Areas: 1992—Con.

[Includes only establishments with payroll. For meaning of abbreviations and symbols, see introductory text. For explanation of terms and comparability of 1987 and 1992 censuses, see appendix A. For definitions of CMSA's, MSA's, and PMSA's, see appendix D]

SIC code	Geographic area and kind of business or operation	Establishments (number)	Receipts (\$1,000)	Annual payroll (\$1,000)	First-quarter payroll (\$1,000)	Paid employees for pay period including March 12 (number)
TALLAHASSEE, FL MSA—Con.						
80	Health services -----	397	345 624	152 474	30 870	4 713
801	Offices and clinics of doctors of medicine -----	189	161 611	88 228	16 436	1 661
8011 pt.	Offices of doctors of medicine -----	187	(D)	(D)	(D)	GG
8011 pt.	General medical clinics -----	2	(D)	(D)	(D)	BB
802	Offices and clinics of dentists -----	78	34 245	14 001	2 982	528
803	Offices and clinics of doctors of osteopathy -----	3	(D)	(D)	(D)	AA
804	Offices and clinics of other health practitioners -----	76	20 704	7 317	1 546	332
8041	Offices and clinics of chiropractors -----	23	5 541	1 702	314	69
8042	Offices and clinics of optometrists -----	15	4 294	1 652	410	67
8043	Offices and clinics of podiatrists -----	3	(D)	(D)	(D)	BB
8049	Offices and clinics of health practitioners, n.e.c. -----	35	(D)	(D)	(D)	CC
805	Nursing and personal care facilities -----	7	18 903	8 699	1 868	560
8051	Skilled nursing care facilities -----	7	18 903	8 699	1 868	560
8052	Intermediate care facilities -----	-	-	-	-	-
8059	Nursing and personal care facilities, n.e.c. -----	-	-	-	-	-
806	Hospitals -----	3	(D)	(D)	(D)	FF
8062	General medical and surgical hospitals -----	2	(D)	(D)	(D)	FF
8063, 9	Specialty hospitals -----	1	(D)	(D)	(D)	CC
807, 8, 9	Other health services -----	41	(D)	(D)	(D)	FF
807	Medical and dental laboratories -----	17	12 727	3 925	907	175
8071	Medical laboratories -----	8	11 032	3 007	706	130
8072	Dental laboratories -----	9	1 695	918	201	45
808	Home health care services -----	10	7 878	4 611	1 186	414
809	Miscellaneous health and allied services, n.e.c. -----	14	(D)	(D)	(D)	CC
8092	Kidney dialysis centers -----	2	(D)	(D)	(D)	BB
8093	Specialty outpatient facilities, n.e.c. -----	6	5 730	1 640	377	72
8099	Health and allied services, n.e.c. -----	6	(D)	(D)	(D)	BB
81	Legal services -----	254	191 249	98 909	21 410	2 109
823, 4, 9	Selected educational services -----	32	10 180	2 230	477	158
823	Libraries -----	-	-	-	-	-
824	Vocational schools -----	7	2 378	725	169	53
829	Schools and educational services, n.e.c. -----	25	7 802	1 505	308	105
83	Social services -----	89	18 095	7 610	1 689	771
835	Child day care services -----	65	10 332	4 565	1 043	558
832, 3, 6, 9	Other social services -----	24	7 763	3 045	646	213
87 ex. 8733	Engineering, accounting, research, management, and related services (except noncommercial research organizations) -----	337	176 882	74 155	17 034	2 567
871	Engineering, architectural, and surveying services -----	107	84 563	35 782	8 256	1 037
8711	Engineering services -----	63	62 167	26 956	6 230	707
8712	Architectural services -----	26	16 005	5 369	1 279	181
8713	Surveying services -----	18	6 391	3 457	747	149
872	Accounting, auditing, and bookkeeping services -----	90	28 994	12 163	2 836	433
873 ex. 8733	Research, development, and testing services (except noncommercial research organizations) -----	25	13 022	5 243	1 150	348
8731	Commercial physical and biological research -----	3	(D)	(D)	(D)	AA
8732	Commercial economic, sociological, and educational research -----	16	8 144	3 222	617	256
8734	Testing laboratories -----	6	(D)	(D)	(D)	BB
874	Management and public relations services -----	115	50 303	20 967	4 792	749
8741	Management services -----	19	15 249	6 127	1 594	272
8742	Management consulting services -----	39	18 967	8 204	1 972	265
8743	Public relations services -----	24	8 412	3 145	588	79
8744	Facilities support management services -----	-	-	-	-	-
8748	Business consulting services, n.e.c. -----	33	7 675	3 491	638	133
89	Services, n.e.c. -----	19	13 084	4 705	1 044	149
TAMPA-ST. PETERSBURG-CLEARWATER, FL MSA						
	Total -----	18 869	12 866 740	4 878 112	1 104 679	244 024
70 ex. 704	Hotels, rooming houses, camps, and other lodging places (except membership lodging) -----	477	554 592	146 406	37 438	13 806
7011	Hotels and motels -----	385	522 558	140 764	36 192	13 256
7011 pt.	Hotels -----	153	412 574	118 456	30 688	10 616
7011 pt.	Hotels, 25 guestrooms or more -----	124	407 788	117 787	30 504	10 509
7011 pt.	Hotels, less than 25 guestrooms -----	29	4 786	669	184	107
7011 pt.	Motels, motor hotels, and tourist courts -----	232	109 984	22 308	5 504	2 640
7011 pt.	Motels, tourist courts -----	209	93 158	18 946	4 581	2 177
7011 pt.	Motor hotels -----	23	16 826	3 362	923	463
702, 3	Other lodging places -----	92	32 034	5 642	1 246	550
702	Rooming and boarding houses -----	23	4 659	1 277	305	141
703	Camps and recreational vehicle parks -----	69	27 375	4 365	941	409
7032	Sporting and recreational camps -----	8	4 809	1 198	218	132
7033	Recreational vehicle parks and campsites -----	61	22 566	3 167	723	277

Table 7a. Summary Statistics for Firms Subject to Federal Income Tax for Metropolitan Areas: 1992—Con.

[Includes only establishments with payroll. For meaning of abbreviations and symbols, see introductory text. For explanation of terms and comparability of 1987 and 1992 censuses, see appendix A. For definitions of CMSA's, MSA's, and PMSA's, see appendix D]

SIC code	Geographic area and kind of business or operation	Establishments (number)	Receipts (\$1,000)	Annual payroll (\$1,000)	First-quarter payroll (\$1,000)	Paid employees for pay period including March 12 (number)
	TAMPA-ST. PETERSBURG-CLEARWATER, FL MSA—Con.					
72	Personal services -----	1 793	345 553	120 969	29 888	10 677
721	Laundry, cleaning, and garment services -----	488	142 768	46 823	10 987	3 417
7211	Power laundries, family and commercial* -----	21	4 876	2 065	489	160
7213	Linen supply* -----	11	(D)	(D)	(D)	FF
7215	Coin-operated laundries and drycleaning -----	114	13 462	2 609	596	317
7215 pt.	Coin-operated laundries and drycleaning stores -----	108	9 874	2 031	506	288
7215 pt.	Coin-operated laundry routes -----	6	3 588	578	90	29
7216	Drycleaning plants, except rug cleaning* -----	184	34 835	12 644	3 028	1 123
7217	Carpet and upholstery cleaning -----	103	17 235	5 141	1 244	429
7218	Industrial launderers* -----	10	41 351	13 284	2 734	591
7212, 9	Other laundry, cleaning, and garment services* -----	45	(D)	(D)	(D)	CC
7212	Garment pressing, and agents for laundries and drycleaners -----	23	4 236	1 342	321	148
7219	Laundry and garment services, n.e.c.* -----	22	(D)	(D)	(D)	BB
722	Photographic studios, portrait -----	85	22 354	6 790	1 345	547
723, 4	Beauty and barber shops -----	944	101 493	46 419	12 047	4 480
723	Beauty shops -----	923	99 154	45 368	11 794	4 369
724	Barber shops -----	21	2 339	1 051	253	111
725	Shoe repair shops and shoeshine parlors -----	22	2 329	627	168	51
726	Funeral service and crematories -----	86	42 953	11 365	2 572	647
729	Miscellaneous personal services -----	168	33 656	8 945	2 769	1 535
7291	Tax return preparation services -----	44	11 127	4 590	1 726	1 109
7299	Miscellaneous personal services, n.e.c. -----	124	22 529	4 355	1 043	426
7299 pt.	Massage parlors, tanning salons, and saunas -----	31	1 770	291	66	38
7299 pt.	Other personal services -----	93	20 759	4 064	977	388
7299 pt.	Diet and weight reducing services -----	29	9 086	1 428	388	148
7299 pt.	Formal wear rental -----	23	3 878	793	194	76
7299 pt.	Other personal services, n.e.c. -----	41	7 795	1 843	395	164
73	Business services -----	3 547	3 338 357	1 396 134	316 934	98 145
731	Advertising -----	224	160 926	51 210	11 446	1 719
7311	Advertising agencies -----	162	91 258	35 728	7 545	878
7312	Outdoor advertising services -----	16	26 875	5 051	1 263	173
7313	Radio, television, publishers' advertising representatives -----	21	17 154	2 544	776	93
7313 pt.	Radio, television advertising representatives -----	7	2 988	938	369	27
7313 pt.	Publishers' advertising representatives -----	14	14 166	1 606	407	66
7319	Advertising, n.e.c. -----	25	25 639	7 887	1 862	575
732	Consumer credit reporting agencies, mercantile reporting agencies, and adjustment and collection agencies -----	88	71 443	24 004	5 665	1 301
7322	Adjustment and collection services -----	65	50 580	18 738	4 405	955
7323	Credit reporting services -----	23	20 863	5 266	1 260	346
733	Mailing, reproduction, commercial art and photography, and stenographic services -----	320	206 366	62 264	14 732	2 523
7331	Direct mail advertising services -----	36	109 542	31 960	7 692	1 126
7331 pt.	Mailing list compilers, brokers, and managers -----	9	3 049	747	185	32
7331 pt.	Direct mail advertising services, except mailing list services -----	27	106 493	31 213	7 507	1 094
7334	Photocopying and duplicating services -----	41	34 766	10 126	2 316	492
7334 pt.	Blueprinting and photocopying services -----	39	(D)	(D)	(D)	EE
7334 pt.	Duplicating services, except printing and photocopying -----	2	(D)	(D)	(D)	AA
7335, 6	Commercial photography, art, and graphics -----	148	41 751	10 684	2 439	546
7335	Commercial photography -----	39	9 799	2 826	639	161
7336	Commercial art and graphic design -----	109	31 952	7 858	1 800	385
7336 pt.	Commercial art -----	17	3 583	804	198	38
7336 pt.	Graphic arts and related design -----	92	28 369	7 054	1 602	347
7338	Secretarial and court reporting services -----	95	20 307	9 494	2 285	359
734	Services to dwellings and other buildings -----	728	182 425	73 874	17 080	7 263
7342	Disinfecting and pest control services -----	247	89 173	34 361	8 029	1 817
7349	Building cleaning and maintenance services, n.e.c. -----	481	93 252	39 513	9 051	5 446
735	Miscellaneous equipment rental and leasing -----	281	173 050	40 861	10 299	1 820
7352	Medical equipment rental and leasing -----	43	33 100	8 060	1 962	324
7353	Heavy construction equipment rental and leasing -----	42	34 475	10 058	2 603	361
7353 pt.	Rental and leasing of heavy construction equipment without operators -----	23	17 929	3 276	869	126
7353 pt.	Rental and leasing of heavy construction equipment with operators -----	19	16 546	6 782	1 734	235
7359	Equipment rental and leasing, n.e.c. -----	196	105 475	22 743	5 734	1 135
7359 pt.	Equipment rental -----	169	88 866	19 795	4 989	1 021
7359 pt.	Rent-to-own -----	31	17 910	3 225	728	173
7359 pt.	Equipment rental, except rent-to-own -----	138	70 956	16 570	4 261	848
7359 pt.	Equipment leasing, except finance leasing -----	27	16 609	2 948	745	114
736	Personnel supply services -----	415	827 414	630 323	136 635	63 109
7361	Employment agencies -----	161	38 649	18 241	3 866	737
7363	Help supply services -----	254	788 765	612 082	132 769	62 372
7363 pt.	Temporary help supply -----	207	269 123	182 802	43 180	19 963
7363 pt.	Help supply, except temporary -----	47	519 642	429 280	89 589	42 409
7363 pt.	Employee leasing -----	40	(D)	(D)	(D)	KK
7363 pt.	Other help supply services -----	7	(D)	(D)	(D)	GG
737	Computer programming, data processing, and other computer related services -----	570	1 252 670	361 873	84 886	9 444
7371, 2, 3	Computer programming, prepackaged software, and integrated systems -----	352	412 426	135 871	31 762	3 301
7371	Computer programming services -----	239	179 970	87 705	19 782	2 106
7372	Prepackaged software -----	64	151 131	21 227	5 200	429
7373	Computer integrated systems -----	49	81 325	26 939	6 780	766

Table 7a. Summary Statistics for Firms Subject to Federal Income Tax for Metropolitan Areas: 1992 — Con.

[Includes only establishments with payroll. For meaning of abbreviations and symbols, see introductory text. For explanation of terms and comparability of 1987 and 1992 censuses, see appendix A. For definitions of CMSA's, MSA's, and PMSA's, see appendix D]

SIC code	Geographic area and kind of business or operation	Establishments (number)	Receipts (\$1,000)	Annual payroll (\$1,000)	First-quarter payroll (\$1,000)	Paid employees for pay period including March 12 (number)
	TAMPA-ST. PETERSBURG-CLEARWATER, FL MSA—Con.					
73	Business services—Con.					
737	Computer programming, data processing, and other computer related services—Con.					
7374, 5, 6	Data processing services	90	(D)	(D)	(D)	II
7374, 5	Computer processing, information retrieval	86	738 257	195 347	46 056	5 254
7374	Computer processing and data preparation and processing services	76	695 096	187 616	44 130	5 045
7375	Information retrieval services	10	43 161	7 731	1 926	209
7376	Computer facilities management services	4	(D)	(D)	(D)	BB
7377, 8, 9	Computer rental and leasing, maintenance, and related services, n.e.c.	128	(D)	(D)	(D)	FF
7377	Computer rental and leasing	12	(D)	(D)	(D)	BB
7378	Computer maintenance and repair	51	45 695	16 930	4 236	596
7379	Computer related services, n.e.c.	65	15 298	7 844	1 549	200
7379 pt.	Computer consultants	56	14 342	7 546	1 482	192
7379 pt.	Miscellaneous computer services, n.e.c.	9	956	298	67	8
738	Miscellaneous business services	921	464 063	151 725	36 191	10 966
7381, 2	Detective agencies and protective services	163	111 206	62 744	15 158	5 768
7381	Detective, guard, and armored car services	133	76 904	51 919	12 238	5 236
7381 pt.	Detective agencies and guard services	125	67 701	47 055	11 035	4 999
7381 pt.	Armored car services	8	9 203	4 864	1 203	237
7382	Security systems services	30	34 302	10 825	2 920	532
7383	News syndicates	2	(D)	(D)	(D)	AA
7384	Photofinishing laboratories*	95	49 589	11 618	2 860	811
7384 pt.	Photofinishing laboratories, except "one-hour" (mini) labs*	43	38 247	9 015	2 225	557
7384 pt.	One-hour (mini) photofinishing*	52	11 342	2 603	635	254
7389	Business services, n.e.c.	661	(D)	(D)	(D)	HH
7389 pt.	Sign painting shops	44	(D)	(D)	(D)	CC
7389 pt.	Interior designing	86	25 340	4 946	1 133	215
7389 pt.	Telephone answering services	34	8 594	2 846	616	298
7389 pt.	Other business services	497	262 067	67 531	16 013	3 746
7389 pt.	Water softening and conditioning services	25	9 862	2 869	719	208
7389 pt.	Packaging and labeling services	24	17 253	3 208	755	162
7389 pt.	Trading stamp services	—	—	—	—	—
7389 pt.	Miscellaneous business services	448	234 952	61 454	14 539	3 376
7389 pt.	Convention and trade show services	27	10 215	2 221	470	94
7389 pt.	Private mail centers	29	10 125	965	278	126
7389 pt.	Miscellaneous business services, n.e.c.	392	214 612	58 268	13 791	3 156
75	Automotive repair, services, and parking	1 581	686 981	142 706	34 563	8 136
751	Automotive rental and leasing, without drivers	122	298 710	38 437	9 500	1 933
7513	Truck rental and leasing, without drivers	45	(D)	(D)	(D)	EE
7513 pt.	Truck rental, without drivers	32	82 621	7 546	1 849	386
7513 pt.	Truck leasing, except finance leasing	13	(D)	(D)	(D)	BB
7514, 5	Passenger car rental and leasing	71	194 797	27 832	6 907	1 430
7514	Passenger car rental	66	(D)	(D)	(D)	GG
7515	Passenger car leasing	5	(D)	(D)	(D)	BB
7519	Utility trailer and recreational vehicle rental	6	(D)	(D)	(D)	BB
752	Automobile parking	55	8 024	1 242	296	137
7521 pt.	Parking lots	43	4 803	758	172	97
7521 pt.	Parking structures	12	3 221	484	124	40
753	Automotive repair shops	1 193	326 778	86 930	20 800	4 613
7532	Top, body, and upholstery repair shops and paint shops	306	85 245	23 192	5 412	1 314
7532 pt.	Top and body repair shops	261	75 514	20 422	4 799	1 138
7532 pt.	Paint shops	45	9 731	2 770	613	176
7538	General automotive repair shops	612	148 864	38 026	9 165	2 023
7538 pt.	General automotive repair shops, except diesel	569	140 681	35 955	8 623	1 885
7538 pt.	Diesel repair shops	43	8 183	2 071	542	138
7533, 4, 6, 7, 9	Other automotive repair shops	275	92 669	25 712	6 223	1 276
7533	Automotive exhaust system repair shops	46	20 987	6 087	1 334	229
7534	Tire retreading and repair shops	14	6 992	1 601	363	82
7536	Automotive glass replacement shops	40	12 651	3 129	788	165
7537	Automotive transmission repair shops	66	17 525	5 153	1 399	279
7539	Automotive repair shops, n.e.c.	109	34 514	9 742	2 339	521
7539 pt.	Radiator repair	26	5 113	991	283	60
7539 pt.	Brake, front end, and wheel alignment	24	7 964	2 427	631	134
7539 pt.	Automotive electrical and fuel system services	36	10 204	3 218	772	186
7539 pt.	Carburetor repair shops	13	5 636	1 831	453	90
7539 pt.	Automotive electrical repair shops	23	4 568	1 387	319	96
7539 pt.	Other automotive repair shops, n.e.c.	23	11 233	3 106	653	141
754	Automotive services, except repair	211	53 469	16 097	3 967	1 453
7542	Carwashes	102	21 206	7 516	1 865	834
7549	Automotive services, except repair and carwashes	109	32 263	8 581	2 102	619
7549 pt.	Lubrication shops	50	13 448	4 117	994	324
7549 pt.	Other automotive services	59	18 815	4 464	1 108	295
7549 pt.	Towing services	38	9 011	2 454	607	141
7549 pt.	Other automotive services, n.e.c.	21	9 804	2 010	501	154
76	Miscellaneous repair services	747	303 601	99 702	22 356	4 594
762	Electrical repair shops	277	138 032	49 734	11 281	2 212
7622	Radio and television repair shops	71	18 857	5 898	1 380	242
7623, 9	Other electrical and electronic repair shops	206	119 175	43 836	9 901	1 970
7623	Refrigeration and air-conditioning service and repair shops	69	37 220	11 765	2 405	429
7629	Electrical and electronic repair shops, n.e.c.	137	81 955	32 071	7 496	1 541
763	Watch, clock, and jewelry repair	14	2 611	766	133	42
764	Reupholstery and furniture repair	71	6 596	2 000	491	175

Table 7a. Summary Statistics for Firms Subject to Federal Income Tax for Metropolitan Areas: 1992—Con.

[Includes only establishments with payroll. For meaning of abbreviations and symbols, see introductory text. For explanation of terms and comparability of 1987 and 1992 censuses, see appendix A. For definitions of CMSA's, MSA's, and PMSA's, see appendix D]

SIC code	Geographic area and kind of business or operation	Establishments (number)	Receipts (\$1,000)	Annual payroll (\$1,000)	First-quarter payroll (\$1,000)	Paid employees for pay period including March 12 (number)
TAMPA-ST. PETERSBURG-CLEARWATER, FL MSA—Con.						
76	Miscellaneous repair services—Con.					
769	Miscellaneous repair and related services	385	156 362	47 202	10 451	2 165
7692	Welding repair	35	5 429	1 543	336	109
7694	Armature rewinding shops	21	34 074	10 100	2 606	346
7699	Repair shops and related services, n.e.c.	329	116 859	35 559	7 509	1 710
7699 pt.	Farm machinery and equipment repair	6	881	170	51	10
7699 pt.	Lawnmower and other small gasoline engine repair	21	5 270	1 384	277	65
7699 pt.	Sewer and septic tank cleaning services	17	5 142	1 060	196	43
7699 pt.	Other repair and related services, n.e.c.	285	105 566	32 945	6 985	1 592
78, 79, 84	Amusement and recreation services, including motion pictures and museums	886	685 201	159 852	38 337	11 841
781, 2	Motion picture production, distribution, and services	66	53 614	9 681	2 515	364
7812 pt.	Motion picture production, except for television	21	(D)	(D)	(D)	BB
7812 pt.	Motion picture and tape production for television	18	15 749	3 334	983	87
7819	Services allied to motion picture production	20	9 778	2 935	685	129
7822 pt.	Motion picture film and tape distributors	5	22 506	1 741	437	79
7822 pt.	Motion picture film exchanges	3	(D)	(D)	(D)	BB
7822 pt.	Video tape wholesalers	2	(D)	(D)	(D)	BB
7822 pt.	Film and tape distribution for television	2	(D)	(D)	(D)	AA
7829	Services allied to motion picture distribution	—	—	—	—	—
783	Motion picture theaters	51	45 539	5 096	1 281	746
7832	Motion picture theaters, except drive-in	44	(D)	(D)	(D)	FF
7833	Drive-in motion picture theaters	7	(D)	(D)	(D)	BB
784	Video tape rental	152	41 306	6 759	1 685	787
792	Theatrical producers (except motion picture), bands, orchestras, and entertainers	56	14 076	3 878	869	277
7922	Theatrical producers (except motion picture) and miscellaneous theatrical services	23	7 972	2 463	617	194
7922 pt.	Producers of live theatrical productions	5	2 521	766	217	121
7922 pt.	Producers of radio and television shows, except tape producers	2	(D)	(D)	(D)	AA
7922 pt.	Artists' and entertainers' managers or agents, concert bureaus, booking agents	10	1 171	398	109	13
7922 pt.	Other theatrical services	6	(D)	(D)	(D)	BB
7929	Bands, orchestras, actors, and other entertainers and entertainment groups	33	6 104	1 415	252	83
7929 pt.	Dance groups and artists	1	(D)	(D)	(D)	AA
7929 pt.	Symphony orchestras, opera companies, and chamber music organizations	1	(D)	(D)	(D)	AA
7929 pt.	Other music and entertainment presentations	31	(D)	(D)	(D)	BB
7929 pt.	Other music groups and artists	7	(D)	(D)	(D)	AA
7929 pt.	Other entertainers and entertainment groups	24	4 132	892	173	64
793	Bowling centers	33	25 114	6 057	1 609	757
79 ex. 792, 3, 84	Commercial sports and other amusement and recreation services, including museums	528	505 552	128 381	30 378	8 910
794	Commercial sports	48	92 585	44 617	10 533	1 708
7941	Professional sports clubs, managers, promoters	17	37 816	31 929	6 058	476
7941 pt.	Baseball clubs	2	(D)	(D)	(D)	BB
7941 pt.	Football clubs	1	(D)	(D)	(D)	CC
7941 pt.	Other professional sports clubs	2	(D)	(D)	(D)	CC
7941 pt.	Managers and promoters	12	9 563	839	160	28
7948	Racing, including track operation	31	54 769	12 688	4 475	1 232
7948 pt.	Auto racetrack operation	6	3 440	288	44	102
7948 pt.	Horse racetrack operation	1	(D)	(D)	(D)	EE
7948 pt.	Dog racetrack operation	2	(D)	(D)	(D)	FF
7948 pt.	Racing stables and racing, n.e.c.	22	(D)	(D)	(D)	BB
79 ex. 792, 3, 4, 84	Other amusement and recreation services, including museums	480	412 967	83 764	19 845	7 202
791	Dance studios, schools, and halls	58	8 584	3 025	799	388
7991	Physical fitness facilities	73	31 768	5 776	1 423	688
7991 pt.	Physical fitness centers, except gymnasiums and athletic clubs	64	30 872	5 494	1 354	648
7991 pt.	Gymnasiums and athletic clubs	9	896	282	69	40
7992	Public golf courses	26	17 380	4 968	1 197	410
7993	Coin-operated amusement devices	36	11 759	2 612	503	154
7996	Amusement parks	8	(D)	(D)	(D)	GG
7997	Membership sports and recreation clubs	56	63 852	18 447	4 706	1 574
7999, 84	Amusement and recreation services, including museums, n.e.c.	223	(D)	(D)	(D)	GG
7999 pt.	Concession operators of amusement devices and rides	25	6 589	1 100	120	71
7999 pt.	Carnivals, circuses, and fairs	12	(D)	(D)	(D)	BB
7999 pt.	Carnivals and circuses	11	2 867	436	69	56
7999 pt.	Fairs	1	(D)	(D)	(D)	AA
7999 pt., 84	Other recreation and amusements, including museums	186	(D)	(D)	(D)	GG
84	Museums, art galleries, and botanical and zoological gardens	3	(D)	(D)	(D)	BB
841	Museums and art galleries	2	(D)	(D)	(D)	AA
842	Arboreta and botanical or zoological gardens	1	(D)	(D)	(D)	BB
7999 pt.	Roller skating rinks	11	3 678	920	227	156
7999 pt.	Ice skating rinks	2	(D)	(D)	(D)	BB
7999 pt.	Other amusement and recreation services, n.e.c.	170	(D)	(D)	(D)	GG
80	Health services	4 938	4 358 307	1 725 716	382 845	61 188
801	Offices and clinics of doctors of medicine	2 437	1 689 307	764 960	154 091	14 862
8011 pt.	Offices of doctors of medicine	2 373	1 556 532	726 510	144 984	13 264
8011 pt.	General medical clinics	64	132 775	38 450	9 107	1 598
802	Offices and clinics of dentists	806	311 284	127 012	27 659	4 640
8021 pt.	Offices of dentists	801	309 140	126 159	27 460	4 597
8021 pt.	Dental clinics	5	2 144	853	199	43

Table 7a. Summary Statistics for Firms Subject to Federal Income Tax for Metropolitan Areas: 1992—Con.

[Includes only establishments with payroll. For meaning of abbreviations and symbols, see introductory text. For explanation of terms and comparability of 1987 and 1992 censuses, see appendix A. For definitions of CMSA's, MSA's, and PMSA's, see appendix D]

SIC code	Geographic area and kind of business or operation	Establishments (number)	Receipts (\$1,000)	Annual payroll (\$1,000)	First-quarter payroll (\$1,000)	Paid employees for pay period including March 12 (number)
	TAMPA-ST. PETERSBURG-CLEARWATER, FL MSA—Con.					
80	Health services—Con.					
803	Offices and clinics of doctors of osteopathy	219	89 816	41 693	8 396	1 032
8031 pt.	Offices of osteopathic physicians	214	88 364	41 152	8 248	1 002
8031 pt.	Osteopathic clinics	5	1 452	541	148	30
804	Offices and clinics of other health practitioners	781	193 218	68 340	15 067	2 855
8041	Offices and clinics of chiropractors	325	80 557	27 649	5 999	1 147
8042	Offices and clinics of optometrists	111	24 296	7 104	1 544	309
8043	Offices and clinics of podiatrists	92	21 737	8 174	1 869	313
8049	Offices and clinics of health practitioners, n.e.c.	253	66 628	25 413	5 655	1 086
805	Nursing and personal care facilities	136	417 684	181 357	43 852	12 204
8051	Skilled nursing care facilities	115	387 036	168 138	40 694	11 147
8052	Intermediate care facilities	8	17 544	7 501	1 765	565
8059	Nursing and personal care facilities, n.e.c.	13	13 104	5 718	1 393	492
806	Hospitals	32	1 029 857	318 691	79 602	13 556
8062	General medical and surgical hospitals	20	864 673	260 888	65 674	11 241
8063, 9	Specialty hospitals	12	165 184	57 803	13 928	2 315
8063	Psychiatric hospitals	9	91 668	32 684	7 988	1 371
8069	Specialty hospitals, except psychiatric	3	73 516	25 119	5 940	944
807, 8, 9	Other health services	527	627 141	223 663	54 178	12 039
807	Medical and dental laboratories	214	240 729	72 958	17 589	3 163
8071	Medical laboratories	123	214 603	61 297	14 660	2 595
8072	Dental laboratories	91	26 126	11 661	2 929	568
808	Home health care services	135	247 595	101 738	24 978	6 845
809	Miscellaneous health and allied services, n.e.c.	178	138 817	48 967	11 611	2 031
8092	Kidney dialysis centers	21	28 553	6 627	1 304	259
8093	Specialty outpatient facilities, n.e.c.	92	74 377	33 881	8 463	1 445
8099	Health and allied services, n.e.c.	65	35 887	8 459	1 844	327
81	Legal services	1 532	775 957	386 989	79 432	8 775
823, 4, 9	Selected educational services	147	81 837	27 863	6 444	1 460
823	Libraries	1	(D)	(D)	(D)	BB
824	Vocational schools	51	55 091	19 237	4 536	890
8243	Data processing schools	11	2 869	1 100	200	47
8244	Business and secretarial schools	9	3 924	1 399	341	90
8249	Vocational schools, n.e.c.	31	48 298	16 738	3 995	753
829	Schools and educational services, n.e.c.	95	(D)	(D)	(D)	FF
83	Social services	676	162 310	62 335	14 398	5 630
835	Child day care services	389	61 607	27 929	6 435	3 162
832, 3, 6, 9	Other social services	287	100 703	34 406	7 963	2 468
832	Individual and family social services	81	19 596	7 793	1 798	375
833	Job training and vocational rehabilitation services	28	11 428	4 974	1 181	180
836	Residential care	162	67 930	21 096	4 865	1 881
839	Social services, n.e.c.	16	1 749	543	119	32
87 ex. 8733	Engineering, accounting, research, management, and related services (except noncommercial research organizations)	2 394	1 483 733	572 352	134 056	18 770
871	Engineering, architectural, and surveying services	695	622 386	230 493	52 818	6 528
8711	Engineering services	453	524 084	192 892	44 140	5 133
8712	Architectural services	158	70 462	24 202	5 503	755
8713	Surveying services	84	27 840	13 399	3 175	640
872	Accounting, auditing, and bookkeeping services	852	252 249	107 519	25 542	4 495
873 ex. 8733	Research, development, and testing services (except noncommercial research organizations)	103	214 588	60 989	14 558	3 145
8731	Commercial physical and biological research	27	(D)	(D)	(D)	CC
8731 pt.	Commercial physical research	15	13 662	5 458	1 378	148
8731 pt.	Commercial medical and biological research	12	(D)	(D)	(D)	BB
8732	Commercial economic, sociological, and educational research	41	161 050	38 701	9 687	2 360
8734	Testing laboratories	35	(D)	(D)	(D)	FF
874	Management and public relations services	744	394 510	173 351	41 138	4 602
8741	Management services	206	151 016	65 116	14 452	1 983
8742	Management consulting services	352	168 040	76 661	19 405	1 608
8743	Public relations services	37	10 635	3 703	848	143
8744	Facilities support management services	6	8 505	3 998	884	178
8748	Business consulting services, n.e.c.	143	56 314	23 873	5 549	690
89	Services, n.e.c.	151	90 311	37 088	7 988	1 002
8999 pt.	Scientific and related consulting services, except environmental	33	21 644	11 416	3 002	282
8999 pt.	Other services	118	68 667	25 672	4 986	720
8999 pt.	Environmental consulting	47	52 581	17 362	3 905	487
8999 pt.	Authors, composers, and other arts-related services	22	7 934	5 804	494	31
8999 pt.	Other services, n.e.c.	49	8 152	2 506	587	202

Table 7a. Summary Statistics for Firms Subject to Federal Income Tax for Metropolitan Areas: 1992—Con.

[Includes only establishments with payroll. For meaning of abbreviations and symbols, see introductory text. For explanation of terms and comparability of 1987 and 1992 censuses, see appendix A. For definitions of CMSA's, MSA's, and PMSA's, see appendix D]

SIC code	Geographic area and kind of business or operation	Establishments (number)	Receipts (\$1,000)	Annual payroll (\$1,000)	First-quarter payroll (\$1,000)	Paid employees for pay period including March 12 (number)
WEST PALM BEACH—BOCA RATON, FL MSA						
	Total -----	10 254	5 798 773	2 311 385	532 948	93 064
70 ex. 704	Hotels, rooming houses, camps, and other lodging places (except membership lodging) -----	166	419 033	120 230	35 947	9 191
7011	Hotels and motels -----	153	416 184	119 741	35 842	9 155
7011 pt.	Hotels -----	74	368 157	107 161	33 648	8 299
7011 pt.	Hotels, 25 guestrooms or more -----	69	367 402	107 040	33 616	8 287
7011 pt.	Hotels, less than 25 guestrooms -----	5	755	121	32	12
7011 pt.	Motels, motor hotels, and tourist courts -----	79	48 027	12 580	2 194	856
7011 pt.	Motels, tourist courts -----	72	45 369	12 113	2 083	817
7011 pt.	Motor hotels -----	7	2 658	467	111	39
702, 3	Other lodging places -----	13	2 849	489	105	36
702	Rooming and boarding houses -----	2	(D)	(D)	(D)	AA
703	Camps and recreational vehicle parks -----	11	(D)	(D)	(D)	BB
7032	Sporting and recreational camps -----	2	(D)	(D)	(D)	AA
7033	Recreational vehicle parks and campsites -----	9	(D)	(D)	(D)	BB
72	Personal services -----	1 017	196 681	71 093	18 621	6 292
721	Laundry, cleaning, and garment services -----	325	65 563	23 481	5 668	1 745
7211	Power laundries, family and commercial* -----	9	2 741	1 108	299	114
7213	Linen supply* -----	4	(D)	(D)	(D)	EE
7215	Coin-operated laundries and drycleaning -----	68	7 401	1 758	483	222
7215 pt.	Coin-operated laundries and drycleaning stores -----	67	(D)	(D)	(D)	CC
7215 pt.	Coin-operated laundry routes -----	1	(D)	(D)	(D)	AA
7216	Drycleaning plants, except rug cleaning* -----	132	27 030	9 768	2 281	761
7217	Carpet and upholstery cleaning -----	68	12 937	4 401	1 069	267
7218	Industrial laundries* -----	2	(D)	(D)	(D)	AA
7212, 9	Other laundry, cleaning, and garment services* -----	42	(D)	(D)	(D)	CC
7212	Garment pressing, and agents for laundries and drycleaners -----	16	2 024	466	115	41
7219	Laundry and garment services, n.e.c.* -----	26	(D)	(D)	(D)	BB
722	Photographic studios, portrait -----	22	4 411	1 282	287	83
723, 4	Beauty and barber shops -----	513	71 657	31 689	8 686	2 761
723	Beauty shops -----	506	71 283	31 520	8 651	2 753
724	Barber shops -----	7	374	169	35	8
725	Shoe repair shops and shoeshine parlors -----	14	1 917	202	48	17
726	Funeral service and crematories -----	35	24 351	5 586	1 387	271
729	Miscellaneous personal services -----	108	28 782	8 853	2 545	1 415
7291	Tax return preparation services -----	26	6 770	3 093	1 114	692
7299	Miscellaneous personal services, n.e.c. -----	82	22 012	5 760	1 431	723
7299 pt.	Massage parlors, tanning salons, and saunas -----	13	1 291	345	82	41
7299 pt.	Other personal services -----	69	20 721	5 415	1 349	682
7299 pt.	Diet and weight reducing services -----	20	12 012	3 068	713	431
7299 pt.	Formal wear rental -----	15	2 129	430	149	72
7299 pt.	Other personal services, n.e.c. -----	34	6 580	1 917	487	179
73	Business services -----	1 854	927 308	383 052	86 625	19 854
731	Advertising -----	83	35 973	12 176	2 303	274
7311	Advertising agencies -----	65	29 346	10 608	2 107	244
7312	Outdoor advertising services -----	3	(D)	(D)	(D)	AA
7313	Radio, television, publishers' advertising representatives -----	7	(D)	(D)	(D)	AA
7313 pt.	Radio, television advertising representatives -----	2	(D)	(D)	(D)	AA
7313 pt.	Publishers' advertising representatives -----	5	(D)	(D)	(D)	AA
7319	Advertising, n.e.c. -----	8	2 743	684	163	20
732	Consumer credit reporting agencies, mercantile reporting agencies, and adjustment and collection agencies -----	37	10 626	3 444	753	185
7322	Adjustment and collection services -----	32	8 788	2 963	642	153
7323	Credit reporting services -----	5	1 838	481	111	32
733	Mailing, reproduction, commercial art and photography, and stenographic services -----	191	49 647	14 428	3 047	575
7331	Direct mail advertising services -----	21	8 740	2 641	367	61
7331 pt.	Mailing list compilers, brokers, and managers -----	9	2 575	819	190	33
7331 pt.	Direct mail advertising services, except mailing list services -----	12	6 165	1 822	177	28
7334	Photocopying and duplicating services -----	25	7 401	1 875	495	110
7334 pt.	Blueprinting and photocopying services -----	22	(D)	(D)	(D)	CC
7334 pt.	Duplicating services, except printing and photocopying -----	3	(D)	(D)	(D)	AA
7335, 6	Commercial photography, art, and graphics -----	73	18 222	4 643	1 003	184
7335	Commercial photography -----	19	2 585	768	164	40
7336	Commercial art and graphic design -----	54	15 637	3 875	839	144
7336 pt.	Commercial art -----	11	786	180	48	14
7336 pt.	Graphic arts and related design -----	43	14 851	3 695	791	130
7338	Secretarial and court reporting services -----	72	15 284	5 269	1 182	220
734	Services to dwellings and other buildings -----	395	107 759	45 194	10 966	3 278
7342	Disinfecting and pest control services -----	101	46 776	19 298	4 682	892
7349	Building cleaning and maintenance services, n.e.c. -----	294	60 983	25 896	6 284	2 386
735	Miscellaneous equipment rental and leasing -----	118	133 112	20 541	4 851	829
7352	Medical equipment rental and leasing -----	11	4 483	1 208	286	54
7353	Heavy construction equipment rental and leasing -----	18	15 210	4 016	939	170
7353 pt.	Rental and leasing of heavy construction equipment without operators -----	9	9 376	2 154	552	88
7353 pt.	Rental and leasing of heavy construction equipment with operators -----	9	5 834	1 862	387	82
7359	Equipment rental and leasing, n.e.c. -----	89	113 419	15 317	3 626	605
7359 pt.	Equipment rental -----	71	(D)	(D)	(D)	EE
7359 pt.	Rent-to-own -----	10	(D)	(D)	(D)	BB
7359 pt.	Equipment rental, except rent-to-own -----	61	30 096	8 271	2 081	421
7359 pt.	Equipment leasing, except finance leasing -----	18	(D)	(D)	(D)	CC

Table 7a. Summary Statistics for Firms Subject to Federal Income Tax for Metropolitan Areas: 1992 — Con.

[Includes only establishments with payroll. For meaning of abbreviations and symbols, see introductory text. For explanation of terms and comparability of 1987 and 1992 censuses, see appendix A. For definitions of CMSA's, MSA's, and PMSA's, see appendix D]

SIC code	Geographic area and kind of business or operation	Establishments (number)	Receipts (\$1,000)	Annual payroll (\$1,000)	First-quarter payroll (\$1,000)	Paid employees for pay period including March 12 (number)
WEST PALM BEACH—BOCA RATON, FL MSA — Con.						
73	Business services—Con.					
736	Personnel supply services	163	218 287	152 421	36 918	9 110
7361	Employment agencies	59	13 427	4 946	1 163	192
7363	Help supply services	104	204 860	147 475	35 755	8 918
7363 pt.	Temporary help supply	92	166 870	114 004	29 609	7 444
7363 pt.	Help supply, except temporary	12	37 990	33 471	6 146	1 474
7363 pt.	Employee leasing	5	(D)	(D)	(D)	GG
7363 pt.	Other help supply services	7	(D)	(D)	(D)	EE
737	Computer programming, data processing, and other computer related services	252	125 360	46 205	9 503	1 157
7371, 2, 3	Computer programming, prepackaged software, and integrated systems	151	67 370	27 107	5 485	605
7371	Computer programming services	111	45 722	20 777	4 120	408
7372	Prepackaged software	24	12 688	3 863	938	132
7373	Computer integrated systems	16	8 960	2 467	427	65
7374, 5, 6	Data processing services	39	(D)	(D)	(D)	EE
7374, 5	Computer processing, information retrieval	38	27 770	11 367	2 359	303
7374	Computer processing and data preparation and processing services	30	24 541	10 639	2 155	264
7375	Information retrieval services	8	3 229	728	204	39
7376	Computer facilities management services	1	(D)	(D)	(D)	AA
7377, 8, 9	Computer rental and leasing, maintenance, and related services, n.e.c.	62	(D)	(D)	(D)	CC
7377	Computer rental and leasing	2	(D)	(D)	(D)	BB
7378	Computer maintenance and repair	22	15 650	3 364	808	96
7379	Computer related services, n.e.c.	38	(D)	(D)	(D)	CC
7379 pt.	Computer consultants	30	8 163	2 895	552	113
7379 pt.	Miscellaneous computer services, n.e.c.	8	(D)	(D)	(D)	AA
738	Miscellaneous business services	615	246 544	88 643	18 284	4 446
7381, 2	Detective agencies and protective services	96	60 567	34 920	9 000	2 357
7381	Detective, guard, and armored car services	76	44 158	28 944	7 449	2 096
7381 pt.	Detective agencies and guard services	74	(D)	(D)	(D)	GG
7381 pt.	Armored car services	2	(D)	(D)	(D)	BB
7382	Security systems services	20	16 409	5 976	1 551	261
7383	News syndicates	4	(D)	(D)	(D)	AA
7384	Photofinishing laboratories*	47	14 946	3 636	851	227
7384 pt.	Photofinishing laboratories, except "one-hour" (mini) labs*	25	10 139	2 164	490	125
7384 pt.	One-hour (mini) photofinishing*	22	4 807	1 472	361	102
7389	Business services, n.e.c.	468	(D)	(D)	(D)	GG
7389 pt.	Sign painting shops	19	2 757	723	93	31
7389 pt.	Interior designing	134	68 019	11 031	2 395	410
7389 pt.	Telephone answering services	15	5 459	2 101	459	186
7389 pt.	Other business services	300	(D)	(D)	(D)	GG
7389 pt.	Water softening and conditioning services	13	6 790	1 630	259	87
7389 pt.	Packaging and labeling services	5	(D)	(D)	(D)	AA
7389 pt.	Trading stamp services	-	-	-	-	-
7389 pt.	Miscellaneous business services	282	86 757	34 208	5 112	1 116
7389 pt.	Convention and trade show services	11	2 960	723	135	18
7389 pt.	Private mail centers	20	6 995	833	204	72
7389 pt.	Miscellaneous business services, n.e.c.	251	76 802	32 652	4 773	1 026
75	Automotive repair, services, and parking	690	277 887	57 954	14 666	3 540
751	Automotive rental and leasing, without drivers	43	87 246	9 846	2 590	636
7513	Truck rental and leasing, without drivers	8	5 378	731	162	25
7513 pt.	Truck rental, without drivers	7	(D)	(D)	(D)	BB
7513 pt.	Truck leasing, except finance leasing	1	(D)	(D)	(D)	AA
7514, 5	Passenger car rental and leasing	31	81 057	8 970	2 385	603
7514	Passenger car rental	29	(D)	(D)	(D)	FF
7515	Passenger car leasing	2	(D)	(D)	(D)	AA
7519	Utility trailer and recreational vehicle rental	4	811	145	43	8
752	Automobile parking	14	8 570	1 273	308	113
7521 pt.	Parking lots	10	(D)	(D)	(D)	BB
7521 pt.	Parking structures	4	(D)	(D)	(D)	BB
753	Automotive repair shops	530	151 711	37 819	9 393	1 890
7532	Top, body, and upholstery repair shops and paint shops	132	42 976	11 649	2 809	590
7532 pt.	Top and body repair shops	110	33 531	8 959	2 237	470
7532 pt.	Paint shops	22	9 445	2 690	572	120
7538	General automotive repair shops	277	71 143	17 264	4 362	875
7538 pt.	General automotive repair shops, except diesel	251	61 381	14 543	3 602	740
7538 pt.	Diesel repair shops	26	9 762	2 721	760	135
7533, 4, 6, 7, 9	Other automotive repair shops	121	37 592	8 906	2 222	425
7533	Automotive exhaust system repair shops	18	5 216	1 261	291	55
7534	Tire retreading and repair shops	2	(D)	(D)	(D)	BB
7536	Automotive glass replacement shops	19	7 776	1 854	421	79
7537	Automotive transmission repair shops	29	6 632	1 753	442	91
7539	Automotive repair shops, n.e.c.	53	(D)	(D)	(D)	CC
7539 pt.	Radiator repair	10	2 553	567	136	26
7539 pt.	Brake, front end, and wheel alignment	19	7 732	1 832	482	79
7539 pt.	Automotive electrical and fuel system services	14	3 298	822	255	53
7539 pt.	Carburetor repair shops	5	1 159	368	150	30
7539 pt.	Automotive electrical repair shops	9	2 139	454	105	23
7539 pt.	Other automotive repair shops, n.e.c.	10	(D)	(D)	(D)	BB
754	Automotive services, except repair	103	30 360	9 016	2 375	901
7542	Carwashes	45	11 272	3 687	999	460
7549	Automotive services, except repair and carwashes	58	19 088	5 329	1 376	441
7549 pt.	Lubrication shops	21	7 752	1 907	563	174
7549 pt.	Other automotive services	37	11 336	3 422	813	267
7549 pt.	Towing services	23	6 558	2 319	557	142
7549 pt.	Other automotive services, n.e.c.	14	4 778	1 103	256	125

Table 7a. Summary Statistics for Firms Subject to Federal Income Tax for Metropolitan Areas: 1992 — Con.

[Includes only establishments with payroll. For meaning of abbreviations and symbols, see introductory text. For explanation of terms and comparability of 1987 and 1992 censuses, see appendix A. For definitions of CMSA's, MSA's, and PMSA's, see appendix D]

SIC code	Geographic area and kind of business or operation	Establishments (number)	Receipts (\$1,000)	Annual payroll (\$1,000)	First-quarter payroll (\$1,000)	Paid employees for pay period including March 12 (number)
WEST PALM BEACH-BOCA RATON, FL MSA — Con.						
76	Miscellaneous repair services -----	353	147 039	48 291	11 472	2 221
762	Electrical repair shops -----	136	106 146	37 776	8 908	1 624
7622	Radio and television repair shops -----	35	10 489	3 051	752	132
7623, 9	Other electrical and electronic repair shops -----	101	95 657	34 725	8 156	1 492
7623	Refrigeration and air-conditioning service and repair shops -----	32	45 688	18 563	4 765	817
7629	Electrical and electronic repair shops, n.e.c. -----	69	49 969	16 162	3 391	675
763	Watch, clock, and jewelry repair -----	13	1 940	452	104	31
764	Reupholstery and furniture repair -----	43	4 865	1 339	334	94
769	Miscellaneous repair and related services -----	161	34 088	8 724	2 126	472
7692	Welding repair -----	22	3 149	707	158	46
7694	Armature rewinding shops -----	6	1 786	552	132	22
7699	Repair shops and related services, n.e.c. -----	133	29 153	7 465	1 836	404
7699 pt.	Farm machinery and equipment repair -----	4	1 429	471	112	27
7699 pt.	Lawnmower and other small gasoline engine repair -----	9	1 809	433	105	25
7699 pt.	Sewer and septic tank cleaning services -----	6	1 034	161	43	14
7699 pt.	Other repair and related services, n.e.c. -----	114	24 881	6 400	1 576	338
78, 79, 84	Amusement and recreation services, including motion pictures and museums -----	490	403 035	111 705	29 082	8 340
781, 2	Motion picture production, distribution, and services -----	35	21 772	7 944	1 445	130
7812 pt.	Motion picture production, except for television -----	8	7 169	3 469	497	22
7812 pt.	Motion picture and tape production for television -----	14	8 025	2 389	468	58
7819	Services allied to motion picture production -----	9	(D)	(D)	(D)	BB
7822 pt.	Motion picture film and tape distributors -----	2	(D)	(D)	(D)	AA
7822 pt.	Motion picture film exchanges -----	1	(D)	(D)	(D)	AA
7822 pt.	Video tape wholesalers -----	1	(D)	(D)	(D)	AA
7822 pt.	Film and tape distribution for television -----	1	(D)	(D)	(D)	AA
7829	Services allied to motion picture distribution -----	1	(D)	(D)	(D)	AA
783	Motion picture theaters -----	26	27 824	3 902	971	537
7832	Motion picture theaters, except drive-in -----	25	(D)	(D)	(D)	FF
7833	Drive-in motion picture theaters -----	1	(D)	(D)	(D)	AA
784	Video tape rental -----	67	21 834	3 229	788	361
792	Theatrical producers (except motion picture), bands, orchestras, and entertainers -----	39	19 452	3 460	790	216
7922	Theatrical producers (except motion picture) and miscellaneous theatrical services -----	18	4 410	1 193	234	54
7922 pt.	Producers of live theatrical productions -----	2	(D)	(D)	(D)	AA
7922 pt.	Producers of radio and television shows, except tape producers -----	2	(D)	(D)	(D)	AA
7922 pt.	Artists' and entertainers' managers or agents, concert bureaus, booking agents -----	6	1 452	164	42	10
7922 pt.	Other theatrical services -----	8	1 906	628	100	29
7929	Bands, orchestras, actors, and other entertainers and entertainment groups -----	21	15 042	2 267	556	162
7929 pt.	Dance groups and artists -----	-	-	-	-	-
7929 pt.	Symphony orchestras, opera companies, and chamber music organizations -----	-	-	-	-	-
7929 pt.	Other music and entertainment presentations -----	21	15 042	2 267	556	162
7929 pt.	Other music groups and artists -----	15	(D)	(D)	(D)	CC
7929 pt.	Other entertainers and entertainment groups -----	6	(D)	(D)	(D)	BB
793	Bowling centers -----	12	12 259	3 096	732	305
79 ex. 792, 3, 84	Commercial sports and other amusement and recreation services, including museums -----	311	299 894	90 074	24 356	6 791
794	Commercial sports -----	33	65 678	15 774	4 122	1 052
7941	Professional sports clubs, managers, promoters -----	10	41 705	9 829	2 821	484
7941 pt.	Baseball clubs -----	1	(D)	(D)	(D)	BB
7941 pt.	Football clubs -----	-	-	-	-	-
7941 pt.	Other professional sports clubs -----	1	(D)	(D)	(D)	EE
7941 pt.	Managers and promoters -----	8	(D)	(D)	(D)	CC
7948	Racing, including track operation -----	23	23 973	5 945	1 301	568
7948 pt.	Auto racetrack operation -----	1	(D)	(D)	(D)	BB
7948 pt.	Horse racetrack operation -----	-	-	-	-	-
7948 pt.	Dog racetrack operation -----	1	(D)	(D)	(D)	EE
7948 pt.	Racing stables and racing, n.e.c. -----	21	(D)	(D)	(D)	BB
79 ex. 792, 3, 4, 84	Other amusement and recreation services, including museums -----	278	234 216	74 300	20 234	5 739
791	Dance studios, schools, and halls -----	28	5 848	1 063	289	95
7991	Physical fitness facilities -----	35	37 627	5 698	1 237	644
7991 pt.	Physical fitness centers, except gymnasiums and athletic clubs -----	33	(D)	(D)	(D)	FF
7991 pt.	Gymnasiums and athletic clubs -----	2	(D)	(D)	(D)	AA
7992	Public golf courses -----	14	14 486	4 641	1 050	321
7993	Coin-operated amusement devices -----	15	2 884	983	212	58
7996	Amusement parks -----	2	(D)	(D)	(D)	AA
7997	Membership sports and recreation clubs -----	62	122 503	51 558	15 467	3 857
7999, 84	Amusement and recreation services, including museums, n.e.c. -----	122	(D)	(D)	(D)	FF
7999 pt.	Concession operators of amusement devices and rides -----	4	2 143	543	7	9
7999 pt.	Carnivals, circuses, and fairs -----	3	(D)	(D)	(D)	CC
7999 pt.	Carnivals and circuses -----	2	(D)	(D)	(D)	CC
7999 pt.	Fairs -----	1	(D)	(D)	(D)	AA
7999 pt., 84	Other recreation and amusements, including museums -----	115	(D)	(D)	(D)	FF
84	Museums, art galleries, and botanical and zoological gardens -----	4	(D)	(D)	(D)	BB
841	Museums and art galleries -----	1	(D)	(D)	(D)	AA
842	Arboreta and botanical or zoological gardens -----	3	(D)	(D)	(D)	BB
7999 pt.	Roller skating rinks -----	4	1 249	320	101	70
7999 pt.	Ice skating rinks -----	-	-	-	-	-
7999 pt.	Other amusement and recreation services, n.e.c. -----	107	20 112	5 271	1 195	473

Table 7a. Summary Statistics for Firms Subject to Federal Income Tax for Metropolitan Areas: 1992 — Con.

[Includes only establishments with payroll. For meaning of abbreviations and symbols, see introductory text. For explanation of terms and comparability of 1987 and 1992 censuses, see appendix A. For definitions of CMSA's, MSA's, and PMSA's, see appendix D]

SIC code	Geographic area and kind of business or operation	Establishments (number)	Receipts (\$1,000)	Annual payroll (\$1,000)	First-quarter payroll (\$1,000)	Paid employees for pay period including March 12 (number)
WEST PALM BEACH—BOCA RATON, FL MSA — Con.						
80	Health services	2 688	1 976 623	842 998	185 492	24 571
801	Offices and clinics of doctors of medicine	1 255	865 958	429 277	88 202	6 993
8011 pt.	Offices of doctors of medicine	1 234	807 570	415 421	84 999	6 539
8011 pt.	General medical clinics	21	58 388	13 856	3 203	454
802	Offices and clinics of dentists	514	187 749	70 107	15 496	2 548
8021 pt.	Offices of dentists	510	186 464	69 657	15 386	2 523
8021 pt.	Dental clinics	4	1 285	450	110	25
803	Offices and clinics of doctors of osteopathy	79	37 965	17 138	3 706	428
8031 pt.	Offices of osteopathic physicians	78	(D)	(D)	(D)	EE
8031 pt.	Osteopathic clinics	1	(D)	(D)	(D)	AA
804	Offices and clinics of other health practitioners	509	128 791	46 026	10 185	1 970
8041	Offices and clinics of chiropractors	195	50 883	18 692	3 975	686
8042	Offices and clinics of optometrists	72	20 137	6 530	1 463	227
8043	Offices and clinics of podiatrists	74	17 534	5 346	1 210	261
8049	Offices and clinics of health practitioners, n.e.c.	168	40 237	15 458	3 537	796
805	Nursing and personal care facilities	53	153 765	65 295	14 846	3 801
8051	Skilled nursing care facilities	41	135 294	58 450	13 435	3 340
8052	Intermediate care facilities	9	(D)	(D)	(D)	EE
8059	Nursing and personal care facilities, n.e.c.	3	(D)	(D)	(D)	CC
806	Hospitals	13	413 674	143 735	36 280	5 000
8062	General medical and surgical hospitals	7	352 702	123 785	31 063	4 180
8063, 9	Specialty hospitals	6	60 972	19 950	5 217	820
8063	Psychiatric hospitals	5	(D)	(D)	(D)	FF
8069	Specialty hospitals, except psychiatric	1	(D)	(D)	(D)	CC
807, 8, 9	Other health services	265	188 721	71 420	16 777	3 831
807	Medical and dental laboratories	107	53 451	13 394	3 016	578
8071	Medical laboratories	61	44 441	9 289	2 046	391
8072	Dental laboratories	46	9 010	4 105	970	187
808	Home health care services	67	81 556	41 309	9 860	2 558
809	Miscellaneous health and allied services, n.e.c.	91	53 714	16 717	3 901	695
8092	Kidney dialysis centers	12	12 534	3 111	754	141
8093	Specialty outpatient facilities, n.e.c.	46	27 066	9 287	2 281	357
8099	Health and allied services, n.e.c.	33	14 114	4 319	866	197
81	Legal services	1 007	567 152	279 673	58 770	5 287
823, 4, 9	Selected educational services	78	32 054	10 209	2 093	425
823	Libraries	—	—	—	—	—
824	Vocational schools	32	10 948	3 171	681	150
8243	Data processing schools	12	1 017	273	61	36
8244	Business and secretarial schools	4	999	503	110	28
8249	Vocational schools, n.e.c.	16	8 932	2 395	510	86
829	Schools and educational services, n.e.c.	46	21 106	7 038	1 412	275
83	Social services	262	69 999	26 307	6 081	2 170
835	Child day care services	157	33 158	14 299	3 461	1 407
832, 3, 6, 9	Other social services	105	36 841	12 008	2 620	763
832	Individual and family social services	44	9 968	4 035	938	264
833	Job training and vocational rehabilitation services	12	1 651	920	181	27
836	Residential care	41	23 280	6 590	1 411	461
839	Social services, n.e.c.	8	1 942	463	90	11
87 ex. 8733	Engineering, accounting, research, management, and related services (except noncommercial research organizations)	1 553	755 038	349 830	82 049	10 806
871	Engineering, architectural, and surveying services	395	199 228	91 647	21 204	2 426
8711	Engineering services	206	133 443	64 294	15 143	1 575
8712	Architectural services	138	48 240	18 259	4 006	513
8713	Surveying services	51	17 545	9 094	2 055	338
872	Accounting, auditing, and bookkeeping services	506	129 897	61 112	14 208	2 379
873 ex. 8733	Research, development, and testing services (except noncommercial research organizations)	61	73 805	29 075	6 829	835
8731	Commercial physical and biological research	16	9 181	4 412	1 032	130
8731 pt.	Commercial physical research	13	(D)	(D)	(D)	BB
8731 pt.	Commercial medical and biological research	3	(D)	(D)	(D)	BB
8732	Commercial economic, sociological, and educational research	22	8 703	3 299	669	147
8734	Testing laboratories	23	55 921	21 364	5 128	558
874	Management and public relations services	591	352 108	167 996	39 808	5 166
8741	Management services	180	134 395	62 954	15 225	2 722
8742	Management consulting services	278	151 169	76 711	16 262	1 137
8743	Public relations services	25	(D)	(D)	(D)	BB
8744	Facilities support management services	5	(D)	(D)	(D)	GG
8748	Business consulting services, n.e.c.	103	17 617	6 836	1 513	214
89	Services, n.e.c.	96	26 924	10 043	2 050	367
8999 pt.	Scientific and related consulting services, except environmental	18	2 960	2 086	306	44
8999 pt.	Other services	78	23 964	7 957	1 744	323
8999 pt.	Environmental consulting	19	13 973	4 977	1 082	170
8999 pt.	Authors, composers, and other arts-related services	18	1 925	608	173	41
8999 pt.	Other services, n.e.c.	41	8 066	2 372	489	112

Table 7b. Summary Statistics for Firms Exempt From Federal Income Tax for Metropolitan Areas: 1992

[Includes only establishments with payroll. For meaning of abbreviations and symbols, see introductory text. For explanation of terms and comparability of 1987 and 1992 censuses, see appendix A. For definitions of CMSA's, MSA's, and PMSA's, see appendix D]

SIC code	Geographic area and kind of business or operation	Establishments (number)	Revenue (\$1,000)	Annual payroll (\$1,000)	First-quarter payroll (\$1,000)	Paid employees for pay period including March 12 (number)
DAYTONA BEACH, FL MSA						
	Total	278	484 826	172 124	40 145	8 798
7032, 704	Camps and membership lodging	1	(D)	(D)	(D)	BB
792, 7991 pt., 7997, 7999 pt., 84	Selected amusement, recreation, and related services	11	6 911	2 383	618	201
8011 pt.; 8021 pt.; 805, 6, 8, 9	Selected health services	28	358 395	128 580	29 893	5 532
8111 pt.	Legal aid societies and similar legal services	1	(D)	(D)	(D)	AA
823, 4, 9	Selected educational services	9	(D)	(D)	(D)	BB
83	Social services	91	61 616	24 815	5 887	1 956
835	Child day care services	15	3 078	1 921	447	180
832, 3, 6, 9	Other social services	76	58 538	22 894	5 440	1 776
861, 2, 4, 9	Selected membership organizations	137	54 714	15 274	3 509	1 004
873, 4 ex. 8744	Research, testing, and consulting services, except facilities support management services	-	-	-	-	-
FORT MYERS-CAPE CORAL, FL MSA						
	Total	278	434 635	163 879	39 248	7 564
7032, 704	Camps and membership lodging	1	(D)	(D)	(D)	BB
792, 7991 pt., 7997, 7999 pt., 84	Selected amusement, recreation, and related services	19	12 107	4 832	1 330	393
8011 pt.; 8021 pt.; 805, 6, 8, 9	Selected health services	33	340 408	131 811	31 450	5 052
8111 pt.	Legal aid societies and similar legal services	2	(D)	(D)	(D)	AA
823, 4, 9	Selected educational services	7	1 958	546	111	34
83	Social services	88	35 924	14 378	3 370	1 239
835	Child day care services	29	6 138	3 058	715	344
832, 3, 6, 9	Other social services	59	29 786	11 320	2 655	895
861, 2, 4, 9	Selected membership organizations	123	40 943	10 879	2 619	777
873, 4 ex. 8744	Research, testing, and consulting services, except facilities support management services	5	(D)	(D)	(D)	AA
FORT PIERCE-PORT ST. LUCIE, FL MSA						
	Total	177	208 435	80 744	20 833	4 111
7032, 704	Camps and membership lodging	-	-	-	-	-
792, 7991 pt., 7997, 7999 pt., 84	Selected amusement, recreation, and related services	16	15 169	6 049	1 806	457
8011 pt.; 8021 pt.; 805, 6, 8, 9	Selected health services	23	(D)	(D)	(D)	GG
8111 pt.	Legal aid societies and similar legal services	1	(D)	(D)	(D)	AA
823, 4, 9	Selected educational services	2	(D)	(D)	(D)	AA
83	Social services	66	28 352	9 278	2 314	800
835	Child day care services	13	2 894	1 428	429	134
832, 3, 6, 9	Other social services	53	25 458	7 850	1 885	666
861, 2, 4, 9	Selected membership organizations	66	17 607	4 212	1 063	381
873, 4 ex. 8744	Research, testing, and consulting services, except facilities support management services	3	(D)	(D)	(D)	CC

SERVICE INDUSTRIES—GEOGRAPHIC AREA SERIES

FLORIDA FL-219

Table 7b. Summary Statistics for Firms Exempt From Federal Income Tax for Metropolitan Areas: 1992—Con.

[Includes only establishments with payroll. For meaning of abbreviations and symbols, see introductory text. For explanation of terms and comparability of 1987 and 1992 censuses, see appendix A. For definitions of CMSA's, MSA's, and PMSA's, see appendix D]

SIC code	Geographic area and kind of business or operation	Establishments (number)	Revenue (\$1,000)	Annual payroll (\$1,000)	First-quarter payroll (\$1,000)	Paid employees for pay period including March 12 (number)
FORT WALTON BEACH, FL MSA						
	Total	88	146 576	76 272	19 095	2 576
7032, 704	Camps and membership lodging	-	-	-	-	-
792, 7991 pt., 7997, 7999 pt., 84	Selected amusement, recreation, and related services	5	(D)	(D)	(D)	BB
8011 pt.; 8021 pt.; 805, 6, 8, 9	Selected health services	7	(D)	(D)	(D)	GG
8111 pt.	Legal aid societies and similar legal services	1	(D)	(D)	(D)	AA
823, 4, 9	Selected educational services	3	(D)	(D)	(D)	AA
83	Social services	30	8 235	3 554	1 049	443
835	Child day care services	6	1 315	786	231	83
832, 3, 6, 9	Other social services	24	6 920	2 768	818	360
861, 2, 4, 9	Selected membership organizations	40	(D)	(D)	(D)	EE
873, 4 ex. 8744	Research, testing, and consulting services, except facilities support management services	2	(D)	(D)	(D)	AA
GAINESVILLE, FL MSA						
	Total	202	640 687	266 950	62 835	9 530
7032, 704	Camps and membership lodging	31	8 281	1 115	291	101
792, 7991 pt., 7997, 7999 pt., 84	Selected amusement, recreation, and related services	6	4 657	1 807	462	145
8011 pt.; 8021 pt.; 805, 6, 8, 9	Selected health services	19	545 095	225 877	52 942	7 288
8111 pt.	Legal aid societies and similar legal services	4	1 848	1 019	241	35
823, 4, 9	Selected educational services	6	1 466	667	144	47
83	Social services	63	37 813	14 002	3 504	976
835	Child day care services	21	7 571	2 306	540	258
832, 3, 6, 9	Other social services	42	30 242	11 696	2 964	718
861, 2, 4, 9	Selected membership organizations	60	34 425	14 607	3 316	746
873, 4 ex. 8744	Research, testing, and consulting services, except facilities support management services	13	7 102	7 856	1 935	192
JACKSONVILLE, FL MSA						
	Total	576	1 467 433	590 701	140 943	26 940
7032, 704	Camps and membership lodging	1	(D)	(D)	(D)	AA
792, 7991 pt., 7997, 7999 pt., 84	Selected amusement, recreation, and related services	31	31 899	11 648	2 798	797
8011 pt.; 8021 pt.; 805, 6, 8, 9	Selected health services	79	1 208 752	492 546	116 706	19 263
8011 pt., 8021 pt. 805	Clinics of doctors of medicine and dentists	10	28 483	17 841	4 120	486
	Nursing and personal care facilities	16	67 463	27 611	6 646	1 978
806	Hospitals	15	1 058 331	418 485	98 829	15 296
8062	General medical and surgical hospitals	13	(D)	(D)	(D)	JJ
8063, 9	Specialty hospitals	2	(D)	(D)	(D)	FF
808, 9	Other health services	38	54 475	28 609	7 111	1 503
8111 pt.	Legal aid societies and similar legal services	3	(D)	(D)	(D)	BB
823, 4, 9	Selected educational services	9	(D)	(D)	(D)	BB
83	Social services	231	142 556	61 400	14 893	5 231
835	Child day care services	47	9 642	5 014	1 212	461
832, 3, 6, 9	Other social services	184	132 914	56 386	13 681	4 770
832	Individual and family social services	90	65 273	31 263	7 621	2 175
833	Job training and vocational rehabilitation services	17	17 887	10 169	2 342	1 499
836	Residential care	41	19 653	9 014	2 206	759
839	Social services, n.e.c.	36	30 101	5 940	1 512	337
861, 2, 4, 9	Selected membership organizations	215	68 325	19 205	4 666	1 446
861	Business associations	38	17 962	3 194	862	164
864	Civic, social, and fraternal associations	134	33 737	10 652	2 414	953
862, 9	Other membership organizations	43	16 626	5 359	1 390	329

Table 7b. **Summary Statistics for Firms Exempt From Federal Income Tax for Metropolitan Areas: 1992—Con.**

[Includes only establishments with payroll. For meaning of abbreviations and symbols, see introductory text. For explanation of terms and comparability of 1987 and 1992 censuses, see appendix A. For definitions of CMSA's, MSA's, and PMSA's, see appendix D]

SIC code	Geographic area and kind of business or operation	Establishments (number)	Revenue (\$1,000)	Annual payroll (\$1,000)	First-quarter payroll (\$1,000)	Paid employees for pay period including March 12 (number)
JACKSONVILLE, FL MSA—Con.						
873, 4 ex. 8744	Research, testing, and consulting services, except facilities support management services -----	7	10 060	3 231	1 219	54
873	Research, development, and testing services -----	4	(D)	(D)	(D)	BB
874 ex. 8744	Management and public relations services, except facilities support management services -----	3	(D)	(D)	(D)	BB
LAKELAND—WINTER HAVEN, FL MSA						
	Total -----	250	478 570	207 408	49 986	9 592
7032, 704	Camps and membership lodging -----	3	(D)	(D)	(D)	BB
792, 7991 pt., 7997, 7999 pt., 84	Selected amusement, recreation, and related services -----	12	7 659	2 774	646	237
8011 pt.; 8021 pt.; 805, 6, 8, 9	Selected health services -----	28	399 959	179 623	43 329	7 305
8111 pt.	Legal aid societies and similar legal services -----	2	(D)	(D)	(D)	BB
823, 4, 9	Selected educational services -----	2	(D)	(D)	(D)	BB
83	Social services -----	105	40 809	15 163	3 694	1 330
835	Child day care services -----	34	6 310	3 750	875	396
832, 3, 6, 9	Other social services -----	71	34 499	11 413	2 819	934
861, 2, 4, 9	Selected membership organizations -----	94	26 268	7 981	1 872	588
873, 4 ex. 8744	Research, testing, and consulting services, except facilities support management services -----	4	299	117	39	11
MELBOURNE—TITUSVILLE—PALM BAY, FL MSA						
	Total -----	233	537 002	232 701	56 814	9 790
7032, 704	Camps and membership lodging -----	—	—	—	—	—
792, 7991 pt., 7997, 7999 pt., 84	Selected amusement, recreation, and related services -----	14	10 289	3 672	886	326
8011 pt.; 8021 pt.; 805, 6, 8, 9	Selected health services -----	23	435 361	194 157	47 160	7 107
8111 pt.	Legal aid societies and similar legal services -----	2	(D)	(D)	(D)	AA
823, 4, 9	Selected educational services -----	3	(D)	(D)	(D)	BB
83	Social services -----	70	55 679	23 038	5 783	1 734
835	Child day care services -----	9	(D)	(D)	(D)	EE
832, 3, 6, 9	Other social services -----	61	(D)	(D)	(D)	GG
861, 2, 4, 9	Selected membership organizations -----	113	20 583	4 469	1 140	442
873, 4 ex. 8744	Research, testing, and consulting services, except facilities support management services -----	8	13 792	6 768	1 685	138
MIAMI—FORT LAUDERDALE, FL CMSA						
	Total -----	1 591	4 371 170	1 777 426	435 708	68 326
7032, 704	Camps and membership lodging -----	3	(D)	(D)	(D)	CC
7032	Sporting and recreational camps -----	1	(D)	(D)	(D)	AA
704	Organization hotels and lodging houses, on membership basis -----	2	(D)	(D)	(D)	CC

SERVICE INDUSTRIES—GEOGRAPHIC AREA SERIES

FLORIDA FL-221

Table 7b. Summary Statistics for Firms Exempt From Federal Income Tax for Metropolitan Areas: 1992—Con.

[Includes only establishments with payroll. For meaning of abbreviations and symbols, see introductory text. For explanation of terms and comparability of 1987 and 1992 censuses, see appendix A. For definitions of CMSA's, MSA's, and PMSA's, see appendix D]

SIC code	Geographic area and kind of business or operation	Establishments (number)	Revenue (\$1,000)	Annual payroll (\$1,000)	First-quarter payroll (\$1,000)	Paid employees for pay period including March 12 (number)
MIAMI-FORT LAUDERDALE, FL CMSA—Con.						
792, 7991 pt., 7997, 7999 pt., 84	Selected amusement, recreation, and related services -----	76	115 789	42 480	11 043	2 702
792	Theatrical producers (except motion picture), bands, orchestras, and entertainers -----	26	39 208	12 749	3 175	928
7922	Theatrical producers (except motion picture) and miscellaneous theatrical services -----	15	8 495	2 663	539	197
7922 pt.	Producers of live theatrical productions -----	12	8 020	2 583	510	186
7922 pt.	Producers of radio and television shows, except tape -----	1	(D)	(D)	(D)	AA
7922 pt.	Artists' and entertainers' managers or agents, concert bureaus, booking agents -----	1	(D)	(D)	(D)	AA
7922 pt.	Other theatrical services -----	1	(D)	(D)	(D)	AA
7929	Bands, orchestras, actors, and other entertainers and entertainment groups -----	11	30 713	10 086	2 636	731
7929 pt.	Dance groups and artists -----	2	(D)	(D)	(D)	BB
7929 pt.	Symphony orchestras, opera companies, and chamber music organizations -----	6	(D)	(D)	(D)	FF
7929 pt.	Other music groups and artists -----	2	(D)	(D)	(D)	AA
7929 pt.	Other entertainers and entertainment groups -----	1	(D)	(D)	(D)	AA
7991 pt., 7997	Gymnasiums, athletic clubs, and membership sports and recreation clubs -----	28	42 903	18 704	4 966	1 231
7991 pt.	Gymnasiums and athletic clubs -----	1	(D)	(D)	(D)	AA
7997	Membership sports and recreation clubs -----	27	(D)	(D)	(D)	GG
7999 pt.	Fairs -----	3	(D)	(D)	(D)	BB
84	Museums, art galleries, and botanical and zoological gardens -----	19	(D)	(D)	(D)	EE
841	Museums and art galleries -----	15	21 928	8 157	2 059	418
842	Arboreta and botanical or zoological gardens -----	4	(D)	(D)	(D)	BB
8011 pt.; 8021 pt.; 805, 6, 8, 9	Selected health services -----	136	3 340 599	1 452 111	355 666	46 943
8011 pt., 8021 pt.	Clinics of doctors of medicine and dentists -----	18	(D)	(D)	(D)	GG
8011 pt.	General medical clinics -----	18	(D)	(D)	(D)	GG
8021 pt.	Dental clinics -----	—	—	—	—	—
805	Nursing and personal care facilities -----	21	(D)	(D)	(D)	HH
8051	Skilled nursing care facilities -----	12	111 580	47 686	11 560	2 600
8052	Intermediate care facilities -----	6	17 129	9 624	2 316	367
8059	Nursing and personal care facilities, n.e.c. -----	3	(D)	(D)	(D)	BB
806	Hospitals -----	26	2 958 457	1 294 429	318 008	39 951
8062	General medical and surgical hospitals -----	22	2 734 982	1 197 780	294 527	36 639
8062 pt.	General medical and surgical hospitals, nongovernment -----	14	1 328 753	519 786	132 568	19 115
8062 pt.	General medical and surgical hospitals, government -----	8	1 406 229	677 994	161 959	17 524
8063, 9	Specialty hospitals -----	4	223 475	96 649	23 481	3 312
8063	Psychiatric hospitals -----	1	(D)	(D)	(D)	FF
8063 pt.	Psychiatric hospitals, nongovernment -----	—	—	—	—	—
8063 pt.	Psychiatric hospitals, government -----	1	(D)	(D)	(D)	FF
8069	Specialty hospitals, except psychiatric -----	3	(D)	(D)	(D)	HH
8069 pt.	Specialty hospitals, except psychiatric; nongovernment -----	3	(D)	(D)	(D)	HH
8069 pt.	Specialty hospitals, except psychiatric; government -----	—	—	—	—	—
808, 9	Other health services -----	71	170 653	59 878	14 274	2 760
808	Home health care services -----	20	98 982	28 325	6 456	1 068
809	Miscellaneous health and allied services, n.e.c. -----	51	71 671	31 553	7 818	1 692
8092	Kidney dialysis centers -----	2	(D)	(D)	(D)	BB
8093	Specialty outpatient facilities, n.e.c. -----	34	43 436	22 389	5 658	1 226
8099	Health and allied services, n.e.c. -----	15	(D)	(D)	(D)	EE
8111 pt.	Legal aid societies and similar legal services -----	8	(D)	(D)	(D)	CC
823, 4, 9	Selected educational services -----	34	(D)	(D)	(D)	FF
823	Libraries -----	1	(D)	(D)	(D)	AA
824	Vocational schools -----	15	6 184	2 705	695	192
8243	Data processing schools -----	—	—	—	—	—
8244	Business and secretarial schools -----	1	(D)	(D)	(D)	BB
8249	Vocational schools, n.e.c. -----	14	(D)	(D)	(D)	CC
829	Schools and educational services, n.e.c. -----	18	(D)	(D)	(D)	EE
83	Social services -----	595	567 752	178 368	43 630	11 975
835	Child day care services -----	97	49 682	20 220	4 737	1 781
832, 3, 6, 9	Other social services -----	498	518 070	158 148	38 893	10 194
832	Individual and family social services -----	200	152 039	68 526	17 113	4 490
833	Job training and vocational rehabilitation services -----	58	62 038	20 810	5 124	1 960
836	Residential care -----	87	88 029	34 678	8 353	2 166
839	Social services, n.e.c. -----	153	215 964	34 134	8 303	1 578
861, 2, 4, 9	Selected membership organizations -----	709	297 688	84 594	20 235	5 616
861	Business associations -----	136	72 025	20 486	4 860	771
864	Civic, social, and fraternal associations -----	451	168 208	47 089	11 407	4 025
862, 9	Other membership organizations -----	122	57 455	17 019	3 968	820
862	Professional membership organizations -----	59	31 199	9 314	2 040	355
869	Membership organizations, n.e.c. -----	53	26 256	7 705	1 928	465

Table 7b. Summary Statistics for Firms Exempt From Federal Income Tax for Metropolitan Areas: 1992—Con.

[Includes only establishments with payroll. For meaning of abbreviations and symbols, see introductory text. For explanation of terms and comparability of 1987 and 1992 censuses, see appendix A. For definitions of CMSA's, MSA's, and PMSA's, see appendix D]

SIC code	Geographic area and kind of business or operation	Establishments (number)	Revenue (\$1,000)	Annual payroll (\$1,000)	First-quarter payroll (\$1,000)	Paid employees for pay period including March 12 (number)
MIAMI-FORT LAUDERDALE, FL CMSA—Con.						
873, 4 ex. 8744	Research, testing, and consulting services, except facilities support management services	30	(D)	(D)	(D)	EE
873	Research, development, and testing services	20	14 665	4 534	1 049	238
8731	Commercial physical and biological research	2	(D)	(D)	(D)	BB
8732	Commercial economic, sociological, and educational research	3	(D)	(D)	(D)	AA
8733	Noncommercial research organizations	14	11 836	3 287	762	186
8734	Testing laboratories	1	(D)	(D)	(D)	AA
874 ex. 8744	Management and public relations services, except facilities support management services	10	(D)	(D)	(D)	BB
8741	Management services	2	(D)	(D)	(D)	AA
8742	Management consulting services	2	(D)	(D)	(D)	AA
8743	Public relations services	2	(D)	(D)	(D)	AA
8748	Business consulting services, n.e.c.	4	(D)	(D)	(D)	BB
Fort Lauderdale, FL PMSA						
	Total	599	1 307 938	543 358	132 540	20 994
7032, 704	Camps and membership lodging	2	(D)	(D)	(D)	CC
792, 7991 pt., 7997, 7999 pt., 84	Selected amusement, recreation, and related services	28	33 688	13 622	3 688	1 060
8011 pt.; 8021 pt.; 805, 6, 8, 9	Selected health services	52	945 354	435 920	105 755	13 433
8011 pt., 8021 pt. 805	Clinics of doctors of medicine and dentists	7	(D)	(D)	(D)	FF
	Nursing and personal care facilities	10	(D)	(D)	(D)	FF
806	Hospitals	9	793 694	372 870	90 781	10 847
8062	General medical and surgical hospitals	8	(D)	(D)	(D)	JJ
8063, 9	Specialty hospitals	1	(D)	(D)	(D)	FF
808, 9	Other health services	26	65 668	25 498	5 985	1 192
8111 pt.	Legal aid societies and similar legal services	2	(D)	(D)	(D)	BB
823, 4, 9	Selected educational services	11	6 242	2 578	667	198
83	Social services	211	212 442	62 324	15 042	4 219
835	Child day care services	35	29 849	9 323	2 246	779
832, 3, 6, 9	Other social services	176	182 593	53 001	12 796	3 440
832	Individual and family social services	68	52 831	23 733	5 727	1 819
833	Job training and vocational rehabilitation services	25	20 591	7 588	1 858	530
836	Residential care	33	30 224	10 707	2 591	640
839	Social services, n.e.c.	50	78 947	10 973	2 620	451
861, 2, 4, 9	Selected membership organizations	284	100 260	24 624	6 038	1 777
861	Business associations	51	25 203	7 509	1 822	289
864	Civic, social, and fraternal associations	190	61 129	13 630	3 319	1 253
862, 9	Other membership organizations	43	13 928	3 485	897	235
873, 4 ex. 8744	Research, testing, and consulting services, except facilities support management services	9	(D)	(D)	(D)	CC
873	Research, development, and testing services	7	3 632	1 554	347	103
874 ex. 8744	Management and public relations services, except facilities support management services	2	(D)	(D)	(D)	AA
Miami, FL PMSA						
	Total	992	3 063 232	1 234 068	303 168	47 332
7032, 704	Camps and membership lodging	1	(D)	(D)	(D)	AA
792, 7991 pt., 7997, 7999 pt., 84	Selected amusement, recreation, and related services	48	82 101	28 858	7 355	1 642
8011 pt.; 8021 pt.; 805, 6, 8, 9	Selected health services	84	2 395 245	1 016 191	249 911	33 510
8011 pt., 8021 pt. 805	Clinics of doctors of medicine and dentists	11	32 246	15 462	3 659	646
	Nursing and personal care facilities	11	93 251	44 790	10 736	2 192
806	Hospitals	17	2 164 763	921 559	227 227	29 104
8062	General medical and surgical hospitals	14	(D)	(D)	(D)	KK
8063, 9	Specialty hospitals	3	(D)	(D)	(D)	HH
808, 9	Other health services	45	104 985	34 380	8 289	1 568
8111 pt.	Legal aid societies and similar legal services	6	(D)	(D)	(D)	BB
823, 4, 9	Selected educational services	23	(D)	(D)	(D)	EE

Table 7b. **Summary Statistics for Firms Exempt From Federal Income Tax for Metropolitan Areas: 1992—Con.**

[Includes only establishments with payroll. For meaning of abbreviations and symbols, see introductory text. For explanation of terms and comparability of 1987 and 1992 censuses, see appendix A. For definitions of CMSA's, MSA's, and PMSA's, see appendix D]

SIC code	Geographic area and kind of business or operation	Establishments (number)	Revenue (\$1,000)	Annual payroll (\$1,000)	First-quarter payroll (\$1,000)	Paid employees for pay period including March 12 (number)
MIAMI-FORT LAUDERDALE, FL CMSA—Con.						
Miami, FL PMSA—Con.						
83	Social services	384	355 310	116 044	28 588	7 756
835	Child day care services	62	19 833	10 897	2 491	1 002
832, 3, 6, 9	Other social services	322	335 477	105 147	26 097	6 754
832	Individual and family social services	132	99 208	44 793	11 386	2 671
833	Job training and vocational rehabilitation services	33	41 447	13 222	3 266	1 430
836	Residential care	54	57 805	23 971	5 762	1 526
839	Social services, n.e.c.	103	137 017	23 161	5 683	1 127
861, 2, 4, 9	Selected membership organizations	425	197 428	59 970	14 197	3 839
861	Business associations	85	46 822	12 977	3 038	482
864	Civic, social, and fraternal associations	261	107 079	33 459	8 088	2 772
862, 9	Other membership organizations	79	43 527	13 534	3 071	585
873, 4 ex. 8744	Research, testing, and consulting services, except facilities support management services	21	15 735	5 197	1 321	185
873	Research, development, and testing services	13	11 033	2 980	702	135
874 ex. 8744	Management and public relations services, except facilities support management services	8	4 702	2 217	619	50
NAPLES, FL MSA						
	Total	158	267 816	113 610	29 629	5 050
7032, 704	Camps and membership lodging	1	(D)	(D)	(D)	AA
792, 7991 pt., 7997, 7999 pt., 84	Selected amusement, recreation, and related services	18	39 911	15 526	4 249	968
8011 pt.; 8021 pt.; 805, 6, 8, 9	Selected health services	12	(D)	(D)	(D)	HH
8111 pt.	Legal aid societies and similar legal services	1	(D)	(D)	(D)	AA
823, 4, 9	Selected educational services	1	(D)	(D)	(D)	AA
83	Social services	43	27 689	8 698	2 108	678
835	Child day care services	16	3 564	1 990	563	228
832, 3, 6, 9	Other social services	27	24 125	6 708	1 545	450
861, 2, 4, 9	Selected membership organizations	79	(D)	(D)	(D)	FF
873, 4 ex. 8744	Research, testing, and consulting services, except facilities support management services	3	(D)	(D)	(D)	AA
OCALA, FL MSA						
	Total	106	137 058	46 931	11 604	2 386
7032, 704	Camps and membership lodging	2	(D)	(D)	(D)	BB
792, 7991 pt., 7997, 7999 pt., 84	Selected amusement, recreation, and related services	3	(D)	(D)	(D)	AA
8011 pt.; 8021 pt.; 805, 6, 8, 9	Selected health services	13	(D)	(D)	(D)	GG
8111 pt.	Legal aid societies and similar legal services	1	(D)	(D)	(D)	AA
823, 4, 9	Selected educational services	3	(D)	(D)	(D)	BB
83	Social services	45	17 368	6 566	1 585	528
835	Child day care services	22	7 224	2 327	570	215
832, 3, 6, 9	Other social services	23	10 144	4 239	1 015	313
861, 2, 4, 9	Selected membership organizations	37	(D)	(D)	(D)	CC
873, 4 ex. 8744	Research, testing, and consulting services, except facilities support management services	2	(D)	(D)	(D)	AA

FL-224 FLORIDA

SERVICE INDUSTRIES—GEOGRAPHIC AREA SERIES

Table 7b. **Summary Statistics for Firms Exempt From Federal Income Tax for Metropolitan Areas: 1992—Con.**

[Includes only establishments with payroll. For meaning of abbreviations and symbols, see introductory text. For explanation of terms and comparability of 1987 and 1992 censuses, see appendix A. For definitions of CMSA's, MSA's, and PMSA's, see appendix D]

SIC code	Geographic area and kind of business or operation	Establishments (number)	Revenue (\$1,000)	Annual payroll (\$1,000)	First-quarter payroll (\$1,000)	Paid employees for pay period including March 12 (number)
ORLANDO, FL MSA						
	Total	752	1 855 850	743 264	183 863	31 924
7032, 704	Camps and membership lodging	3	(D)	(D)	(D)	BB
792, 7991 pt., 7997, 7999 pt., 84	Selected amusement, recreation, and related services	28	32 089	11 427	2 811	690
8011 pt.; 8021 pt.; 805, 6, 8, 9	Selected health services	94	1 307 471	582 313	144 982	22 773
8011 pt., 8021 pt., 805	Clinics of doctors of medicine and dentists	12	12 964	7 026	1 662	217
	Nursing and personal care facilities	19	88 005	33 498	8 208	2 295
806	Hospitals	17	1 134 669	510 954	127 907	18 628
8062	General medical and surgical hospitals	13	(D)	(D)	(D)	JJ
8063, 9	Specialty hospitals	4	(D)	(D)	(D)	GG
808, 9	Other health services	46	71 833	30 835	7 205	1 633
8111 pt.	Legal aid societies and similar legal services	5	(D)	(D)	(D)	BB
823, 4, 9	Selected educational services	21	5 027	1 812	411	124
83	Social services	274	178 172	61 366	14 787	4 269
835	Child day care services	35	8 083	4 362	1 074	474
832, 3, 6, 9	Other social services	239	170 089	57 004	13 713	3 795
832	Individual and family social services	97	58 999	19 529	4 607	1 313
833	Job training and vocational rehabilitation services	10	7 011	3 271	741	317
836	Residential care	71	60 320	24 952	6 189	1 638
839	Social services, n.e.c.	61	43 759	9 252	2 176	527
861, 2, 4, 9	Selected membership organizations	312	312 398	79 961	19 305	3 825
861	Business associations	72	69 881	17 101	4 092	752
864	Civic, social, and fraternal associations	174	44 503	11 657	2 828	1 135
862, 9	Other membership organizations	66	198 014	51 203	12 385	1 938
873, 4 ex. 8744	Research, testing, and consulting services, except facilities support management services	15	17 132	4 501	1 144	160
873	Research, development, and testing services	8	11 729	1 786	488	86
874 ex. 8744	Management and public relations services, except facilities support management services	7	5 403	2 715	656	74
PANAMA CITY, FL MSA						
	Total	88	134 083	60 825	14 936	3 037
7032, 704	Camps and membership lodging	1	(D)	(D)	(D)	AA
792, 7991 pt., 7997, 7999 pt., 84	Selected amusement, recreation, and related services	5	1 924	704	157	75
8011 pt.; 8021 pt.; 805, 6, 8, 9	Selected health services	14	115 496	53 454	13 260	2 248
8111 pt.	Legal aid societies and similar legal services	1	(D)	(D)	(D)	AA
823, 4, 9	Selected educational services	3	(D)	(D)	(D)	AA
83	Social services	30	10 245	4 901	1 120	559
835	Child day care services	8	2 547	1 978	485	224
832, 3, 6, 9	Other social services	22	7 698	2 923	635	335
861, 2, 4, 9	Selected membership organizations	33	5 592	1 401	328	135
873, 4 ex. 8744	Research, testing, and consulting services, except facilities support management services	1	(D)	(D)	(D)	AA

Table 7b. **Summary Statistics for Firms Exempt From Federal Income Tax for Metropolitan Areas: 1992—Con.**

[Includes only establishments with payroll. For meaning of abbreviations and symbols, see introductory text. For explanation of terms and comparability of 1987 and 1992 censuses, see appendix A. For definitions of CMSA's, MSA's, and PMSA's, see appendix D]

SIC code	Geographic area and kind of business or operation	Establishments (number)	Revenue (\$1,000)	Annual payroll (\$1,000)	First-quarter payroll (\$1,000)	Paid employees for pay period including March 12 (number)
PENSACOLA, FL MSA						
	Total	226	474 633	187 842	37 299	9 839
7032, 704	Camps and membership lodging	1	(D)	(D)	(D)	BB
792, 7991 pt., 7997, 7999 pt., 84	Selected amusement, recreation, and related services	9	8 094	2 412	561	131
8011 pt.; 8021 pt.; 805, 6, 8, 9	Selected health services	26	372 397	150 328	28 346	6 780
8111 pt.	Legal aid societies and similar legal services	1	(D)	(D)	(D)	BB
823, 4, 9	Selected educational services	5	(D)	(D)	(D)	BB
83	Social services	106	67 516	26 511	6 334	2 332
835	Child day care services	15	8 498	2 616	619	285
832, 3, 6, 9	Other social services	91	59 018	23 895	5 715	2 047
861, 2, 4, 9	Selected membership organizations	74	22 417	6 837	1 672	502
873, 4 ex. 8744	Research, testing, and consulting services, except facilities support management services	4	1 482	372	80	17
PUNTA GORDA, FL MSA						
	Total	64	132 323	44 338	11 425	2 454
7032, 704	Camps and membership lodging	1	(D)	(D)	(D)	AA
792, 7991 pt., 7997, 7999 pt., 84	Selected amusement, recreation, and related services	5	(D)	(D)	(D)	CC
8011 pt.; 8021 pt.; 805, 6, 8, 9	Selected health services	9	(D)	(D)	(D)	GG
8111 pt.	Legal aid societies and similar legal services	—	—	—	—	—
823, 4, 9	Selected educational services	—	—	—	—	—
83	Social services	17	5 848	1 930	442	133
835	Child day care services	6	(D)	(D)	(D)	BB
832, 3, 6, 9	Other social services	11	(D)	(D)	(D)	CC
861, 2, 4, 9	Selected membership organizations	31	(D)	(D)	(D)	EE
873, 4 ex. 8744	Research, testing, and consulting services, except facilities support management services	1	(D)	(D)	(D)	AA
SARASOTA—BRADENTON, FL MSA						
	Total	397	673 102	245 317	58 736	12 837
7032, 704	Camps and membership lodging	2	(D)	(D)	(D)	AA
792, 7991 pt., 7997, 7999 pt., 84	Selected amusement, recreation, and related services	43	46 579	18 514	5 131	1 450
8011 pt.; 8021 pt.; 805, 6, 8, 9	Selected health services	53	481 648	179 517	42 318	7 486
8111 pt.	Legal aid societies and similar legal services	1	(D)	(D)	(D)	AA
823, 4, 9	Selected educational services	12	3 468	783	133	45
83	Social services	111	75 715	29 024	6 968	2 398
835	Child day care services	20	9 344	4 653	1 220	412
832, 3, 6, 9	Other social services	91	66 371	24 371	5 748	1 986
861, 2, 4, 9	Selected membership organizations	170	58 776	15 114	3 659	1 349
873, 4 ex. 8744	Research, testing, and consulting services, except facilities support management services	5	(D)	(D)	(D)	CC

FL-226 FLORIDA

SERVICE INDUSTRIES—GEOGRAPHIC AREA SERIES

Table 7b. Summary Statistics for Firms Exempt From Federal Income Tax for Metropolitan Areas: 1992—Con.

[Includes only establishments with payroll. For meaning of abbreviations and symbols, see introductory text. For explanation of terms and comparability of 1987 and 1992 censuses, see appendix A. For definitions of CMSA's, MSA's, and PMSA's, see appendix D]

SIC code	Geographic area and kind of business or operation	Establishments (number)	Revenue (\$1,000)	Annual payroll (\$1,000)	First-quarter payroll (\$1,000)	Paid employees for pay period including March 12 (number)
TALLAHASSEE, FL MSA						
	Total	357	551 903	232 927	57 535	11 084
7032, 704	Camps and membership lodging	15	3 226	485	154	63
792, 7991 pt., 7997, 7999 pt., 84	Selected amusement, recreation, and related services	12	4 708	1 842	375	151
8011 pt.; 8021 pt.; 805, 6, 8, 9	Selected health services	28	346 270	167 284	41 825	7 128
8111 pt.	Legal aid societies and similar legal services	9	4 173	2 057	466	73
823, 4, 9	Selected educational services	6	1 369	613	140	33
83	Social services	118	68 992	23 957	5 644	1 788
835	Child day care services	22	2 913	1 737	396	202
832, 3, 6, 9	Other social services	96	66 079	22 220	5 248	1 586
861, 2, 4, 9	Selected membership organizations	159	120 332	35 282	8 549	1 792
873, 4 ex. 8744	Research, testing, and consulting services, except facilities support management services	10	2 833	1 407	382	56
TAMPA-ST. PETERSBURG-CLEARWATER, FL MSA						
	Total	1 285	2 856 771	1 139 231	279 138	51 970
7032, 704	Camps and membership lodging	8	(D)	(D)	(D)	BB
7032	Sporting and recreational camps	7	(D)	(D)	(D)	BB
704	Organization hotels and lodging houses, on membership basis	1	(D)	(D)	(D)	AA
792, 7991 pt., 7997, 7999 pt., 84	Selected amusement, recreation, and related services	73	78 837	28 001	7 120	2 358
792	Theatrical producers (except motion picture), bands, orchestras, and entertainers	18	22 532	7 101	1 923	479
7922	Theatrical producers (except motion picture) and miscellaneous theatrical services	11	(D)	(D)	(D)	EE
7922 pt.	Producers of live theatrical productions	7	(D)	(D)	(D)	BB
7922 pt.	Producers of radio and television shows, except tape	1	(D)	(D)	(D)	AA
7922 pt.	Artists' and entertainers' managers or agents, concert bureaus, booking agents	—	—	—	—	—
7922 pt.	Other theatrical services	3	(D)	(D)	(D)	EE
7929	Bands, orchestras, actors, and other entertainers and entertainment groups	7	(D)	(D)	(D)	CC
7929 pt.	Dance groups and artists	1	(D)	(D)	(D)	AA
7929 pt.	Symphony orchestras, opera companies, and chamber music organizations	3	(D)	(D)	(D)	CC
7929 pt.	Other music groups and artists	2	(D)	(D)	(D)	AA
7929 pt.	Other entertainers and entertainment groups	1	(D)	(D)	(D)	AA
7991 pt., 7997	Gymnasiums, athletic clubs, and membership sports and recreation clubs	32	36 326	14 605	3 530	1 152
7991 pt.	Gymnasiums and athletic clubs	1	(D)	(D)	(D)	AA
7997	Membership sports and recreation clubs	31	(D)	(D)	(D)	GG
7999 pt.	Fairs	4	(D)	(D)	(D)	EE
84	Museums, art galleries, and botanical and zoological gardens	19	(D)	(D)	(D)	EE
841	Museums and art galleries	15	10 456	3 541	844	218
842	Arboreta and botanical or zoological gardens	4	(D)	(D)	(D)	CC
8011 pt.; 8021 pt.; 805, 6, 8, 9	Selected health services	124	2 113 603	892 056	217 822	33 554
8011 pt., 8021 pt.	Clinics of doctors of medicine and dentists	11	9 831	2 745	666	149
8011 pt.	General medical clinics	10	(D)	(D)	(D)	CC
8021 pt.	Dental clinics	1	(D)	(D)	(D)	AA
805	Nursing and personal care facilities	28	98 547	41 157	10 008	2 875
8051	Skilled nursing care facilities	18	74 804	31 235	7 702	2 142
8052	Intermediate care facilities	8	(D)	(D)	(D)	FF
8059	Nursing and personal care facilities, n.e.c.	2	(D)	(D)	(D)	CC
806	Hospitals	23	1 903 760	800 216	195 667	28 303
8062	General medical and surgical hospitals	18	1 692 690	715 636	174 888	25 092
8062 pt.	General medical and surgical hospitals, nongovernment	14	1 049 144	408 700	99 435	16 192
8062 pt.	General medical and surgical hospitals, government	4	643 546	306 936	75 453	8 900
8063, 9	Specialty hospitals	5	211 070	84 580	20 779	3 211
8063	Psychiatric hospitals	2	(D)	(D)	(D)	EE
8063 pt.	Psychiatric hospitals, nongovernment	1	(D)	(D)	(D)	CC
8063 pt.	Psychiatric hospitals, government	1	(D)	(D)	(D)	CC
8069 pt.	Specialty hospitals, except psychiatric	3	(D)	(D)	(D)	HH
8069 pt.	Specialty hospitals, except psychiatric; nongovernment	3	(D)	(D)	(D)	HH
8069 pt.	Specialty hospitals, except psychiatric; government	—	—	—	—	—
808, 9	Other health services	62	101 465	47 938	11 481	2 227
808	Home health care services	6	(D)	(D)	(D)	FF
809	Miscellaneous health and allied services, n.e.c.	56	(D)	(D)	(D)	GG
8092	Kidney dialysis centers	—	—	—	—	—
8093	Specialty outpatient facilities, n.e.c.	31	36 348	21 449	5 192	962
8099	Health and allied services, n.e.c.	25	(D)	(D)	(D)	FF
8111 pt.	Legal aid societies and similar legal services	5	(D)	(D)	(D)	BB

Table 7b. Summary Statistics for Firms Exempt From Federal Income Tax for Metropolitan Areas: 1992—Con.

[Includes only establishments with payroll. For meaning of abbreviations and symbols, see introductory text. For explanation of terms and comparability of 1987 and 1992 censuses, see appendix A. For definitions of CMSA's, MSA's, and PMSA's, see appendix D]

SIC code	Geographic area and kind of business or operation	Establishments (number)	Revenue (\$1,000)	Annual payroll (\$1,000)	First-quarter payroll (\$1,000)	Paid employees for pay period including March 12 (number)
TAMPA-ST. PETERSBURG-CLEARWATER, FL MSA—Con.						
823, 4, 9	Selected educational services -----	21	12 574	4 341	997	173
823	Libraries -----	2	(D)	(D)	(D)	AA
824	Vocational schools -----	7	5 769	1 678	376	48
8243	Data processing schools -----	—	—	—	—	—
8244	Business and secretarial schools -----	—	—	—	—	—
8249	Vocational schools, n.e.c. -----	7	5 769	1 678	376	48
829	Schools and educational services, n.e.c. -----	12	(D)	(D)	(D)	CC
83	Social services -----	506	382 360	135 589	33 832	10 688
835	Child day care services -----	99	16 910	9 486	2 565	1 054
832, 3, 6, 9	Other social services -----	407	365 450	126 103	31 267	9 634
832	Individual and family social services -----	192	82 676	38 593	9 600	3 418
833	Job training and vocational rehabilitation services -----	32	102 769	31 154	7 770	2 467
836	Residential care -----	85	95 142	35 471	8 721	2 621
839	Social services, n.e.c. -----	98	84 863	20 885	5 176	1 128
861, 2, 4, 9	Selected membership organizations -----	517	244 126	69 371	16 925	4 813
861	Business associations -----	84	37 717	11 102	2 706	514
864	Civic, social, and fraternal associations -----	338	122 575	27 771	6 732	2 875
862, 9	Other membership organizations -----	95	83 834	30 498	7 487	1 424
862	Professional membership organizations -----	40	31 751	8 270	2 116	277
869	Membership organizations, n.e.c. -----	55	52 083	22 228	5 371	1 147
873, 4 ex. 8744	Research, testing, and consulting services, except facilities support management services -----	31	19 704	7 007	1 776	255
873	Research, development, and testing services -----	22	11 404	4 640	1 142	216
8731	Commercial physical and biological research -----	2	(D)	(D)	(D)	AA
8732	Commercial economic, sociological, and educational research -----	2	(D)	(D)	(D)	AA
8733	Noncommercial research organizations -----	17	9 717	3 875	975	191
8734	Testing laboratories -----	1	(D)	(D)	(D)	AA
874 ex. 8744	Management and public relations services, except facilities support management services -----	9	8 300	2 367	634	39
8741	Management services -----	3	(D)	(D)	(D)	BB
8742	Management consulting services -----	—	—	—	—	—
8743	Public relations services -----	3	(D)	(D)	(D)	AA
8748	Business consulting services, n.e.c. -----	3	2 742	309	72	11
WEST PALM BEACH-BOCA RATON, FL MSA						
	Total -----	630	1 262 273	481 008	126 068	22 741
7032, 704	Camps and membership lodging -----	1	(D)	(D)	(D)	AA
792, 7991 pt., 7997, 7999 pt., 84	Selected amusement, recreation, and related services -----	73	171 253	66 751	19 439	4 353
8011 pt.; 8021 pt.; 805, 6, 8, 9	Selected health services -----	55	775 567	329 132	85 854	12 795
8011 pt., 8021 pt. 805	Clinics of doctors of medicine and dentists -----	4	989	456	111	16
806	Nursing and personal care facilities -----	15	85 107	34 859	7 989	2 169
806	Hospitals -----	10	653 843	276 462	73 439	9 696
8062	General medical and surgical hospitals -----	8	(D)	(D)	(D)	II
8063, 9	Specialty hospitals -----	2	(D)	(D)	(D)	EE
808, 9	Other health services -----	26	35 628	17 355	4 315	914
8111 pt.	Legal aid societies and similar legal services -----	3	(D)	(D)	(D)	BB
823, 4, 9	Selected educational services -----	14	(D)	(D)	(D)	CC
83	Social services -----	195	200 222	49 184	11 570	3 363
835	Child day care services -----	29	10 960	5 534	1 346	514
832, 3, 6, 9	Other social services -----	166	189 262	43 650	10 224	2 849
832	Individual and family social services -----	60	22 768	11 533	2 794	705
833	Job training and vocational rehabilitation services -----	14	15 641	5 740	1 304	712
836	Residential care -----	39	40 734	10 075	2 438	717
839	Social services, n.e.c. -----	53	110 119	16 302	3 688	715
861, 2, 4, 9	Selected membership organizations -----	276	102 598	31 401	8 073	2 005
861	Business associations -----	36	15 767	5 402	1 380	204
864	Civic, social, and fraternal associations -----	191	68 403	20 772	5 528	1 599
862, 9	Other membership organizations -----	49	18 428	5 227	1 165	202
873, 4 ex. 8744	Research, testing, and consulting services, except facilities support management services -----	13	6 227	1 704	413	68
873	Research, development, and testing services -----	10	(D)	(D)	(D)	BB
874 ex. 8744	Management and public relations services, except facilities support management services -----	3	(D)	(D)	(D)	AA

Table 8a. Summary Statistics for Firms Subject to Federal Income Tax for the Area Outside Metropolitan Areas: 1992

[Includes only establishments with payroll. For meaning of abbreviations and symbols, see introductory text. For explanation of terms and comparability of 1987 and 1992 censuses, see appendix A. For definitions of CMSA's, MSA's, and PMSA's, see appendix D]

SIC code	Kind of business or operation	Establishments (number)	Receipts (\$1,000)	Annual payroll (\$1,000)	First-quarter payroll (\$1,000)	Paid employees for pay period including March 12 (number)
	Total	5 239	2 115 739	721 611	165 710	43 244
70 ex. 704	Hotels, rooming houses, camps, and other lodging places (except membership lodging)	403	418 073	103 128	24 879	7 827
7011	Hotels and motels	310	377 775	96 594	23 198	7 230
7011 pt.	Hotels	122	289 203	77 901	19 104	5 394
7011 pt.	Hotels, 25 guestrooms or more	95	279 099	75 709	18 573	5 189
7011 pt.	Hotels, less than 25 guestrooms	27	10 104	2 192	531	205
7011 pt.	Motels, motor hotels, and tourist courts	188	88 572	18 693	4 094	1 836
7011 pt.	Motels, tourist courts	176	77 418	15 340	3 503	1 527
7011 pt.	Motor hotels	12	11 154	3 353	591	309
702, 3	Other lodging places	93	40 298	6 534	1 681	597
702	Rooming and boarding houses	13	2 330	322	72	28
703	Camps and recreational vehicle parks	80	37 968	6 212	1 609	569
72	Personal services	546	78 983	23 443	6 063	2 412
721	Laundry, cleaning, and garment services	145	23 063	7 216	1 756	840
7211	Power laundries, family and commercial*	2	(D)	(D)	(D)	AA
7213	Linen supply*	1	(D)	(D)	(D)	AA
7215	Coin-operated laundries and drycleaning	50	(D)	(D)	(D)	CC
7216	Drycleaning plants, except rug cleaning	51	9 729	3 607	881	423
7217	Carpet and upholstery cleaning	24	(D)	(D)	(D)	CC
7218	Industrial laundrers*	4	(D)	(D)	(D)	CC
7212, 9	Other laundry, cleaning, and garment services*	13	779	261	59	37
7212	Garment pressing, and agents for laundries and drycleaners	3	(D)	(D)	(D)	AA
7219	Laundry and garment services, n.e.c.*	10	(D)	(D)	(D)	BB
722	Photographic studios, portrait	18	(D)	(D)	(D)	BB
723, 4	Beauty and barber shops	255	20 734	7 954	2 151	847
723	Beauty shops	246	(D)	(D)	(D)	FF
724	Barber shops	9	(D)	(D)	(D)	AA
725	Shoe repair shops and shoeshine parlors	3	(D)	(D)	(D)	AA
726	Funeral service and crematories	76	28 288	6 598	1 567	424
729	Miscellaneous personal services	49	5 051	1 323	507	266
7291	Tax return preparation services	30	3 046	816	375	218
7299	Miscellaneous personal services, n.e.c.	19	2 005	507	132	48
73	Business services	670	198 009	75 980	16 378	7 223
731	Advertising	36	(D)	(D)	(D)	CC
7311	Advertising agencies	23	3 922	1 189	274	78
7312	Outdoor advertising services	6	(D)	(D)	(D)	AA
7313	Radio, television, publishers' advertising representatives	5	1 820	655	141	39
7319	Advertising, n.e.c.	2	(D)	(D)	(D)	AA
732	Consumer credit reporting agencies, mercantile reporting agencies, and adjustment and collection agencies	14	(D)	(D)	(D)	BB
7322	Adjustment and collection services	9	(D)	(D)	(D)	BB
7323	Credit reporting services	5	4 131	1 953	427	61
733	Mailing, reproduction, commercial art and photography, and stenographic services	44	10 322	2 365	541	185
7331	Direct mail advertising services	7	4 799	980	234	96
7334	Photocopying and duplicating services	1	(D)	(D)	(D)	AA
7335, 6	Commercial photography, art, and graphics	12	(D)	(D)	(D)	BB
7335	Commercial photography	2	(D)	(D)	(D)	AA
7336	Commercial art and graphic design	10	2 359	609	69	20
7338	Secretarial and court reporting services	24	(D)	(D)	(D)	BB
734	Services to dwellings and other buildings	189	30 775	11 345	2 743	934
7342	Disinfecting and pest control services	81	21 021	7 768	1 897	512
7349	Building cleaning and maintenance services, n.e.c.	108	9 754	3 577	846	422
735	Miscellaneous equipment rental and leasing	93	31 070	7 699	1 811	396
7352	Medical equipment rental and leasing	21	10 068	2 309	554	122
7353	Heavy construction equipment rental and leasing	14	4 882	839	212	40
7359	Equipment rental and leasing, n.e.c.	58	16 120	4 551	1 045	234
736	Personnel supply services	44	32 356	23 599	4 874	4 160
7361	Employment agencies	14	1 569	670	162	60
7363	Help supply services	30	30 787	22 929	4 712	4 100
7363 pt.	Temporary help supply	19	12 350	8 010	2 114	866
7363 pt.	Help supply, except temporary	11	18 437	14 919	2 598	3 234
737	Computer programming, data processing, and other computer related services	52	18 154	6 438	1 358	234
7371, 2, 3	Computer programming, prepackaged software, and integrated systems	25	10 880	3 751	826	128
7371	Computer programming services	14	6 570	2 184	544	72
7372	Prepackaged software	5	2 213	882	194	36
7373	Computer integrated systems	6	2 097	685	88	20
7374, 5, 6	Data processing services	9	3 890	1 433	306	70
7374, 5	Computer processing, information retrieval	9	3 890	1 433	306	70
7376	Computer facilities management services	-	-	-	-	-
7377, 8, 9	Computer rental and leasing, maintenance, and related services, n.e.c.	18	3 384	1 254	226	36
7377	Computer rental and leasing	-	-	-	-	-
7378	Computer maintenance and repair	11	1 256	338	61	19
7379	Computer related services, n.e.c.	7	2 128	916	165	17

Table 8a. Summary Statistics for Firms Subject to Federal Income Tax for the Area Outside Metropolitan Areas: 1992 — Con.

[Includes only establishments with payroll. For meaning of abbreviations and symbols, see introductory text. For explanation of terms and comparability of 1987 and 1992 censuses, see appendix A. For definitions of CMSA's, MSA's, and PMSA's, see appendix D]

SIC code	Kind of business or operation	Establishments (number)	Receipts (\$1,000)	Annual payroll (\$1,000)	First-quarter payroll (\$1,000)	Paid employees for pay period including March 12 (number)
73	Business services—Con.					
738	Miscellaneous business services -----	198	61 107	19 551	3 939	1 069
7381, 2	Detective agencies and protective services -----	35	14 991	8 201	1 889	497
7381	Detective, guard, and armored car services -----	25	12 655	7 399	1 723	447
7382	Security systems services -----	10	2 336	802	166	50
7383	News syndicates -----	—	—	—	—	—
7384	Photofinishing laboratories* -----	21	4 537	1 157	266	83
7389	Business services, n.e.c. -----	142	41 579	10 193	1 784	489
7389 pt.	Sign painting shops -----	13	1 158	172	52	27
7389 pt.	Interior designing -----	20	11 462	2 381	341	53
7389 pt.	Telephone answering services -----	6	692	317	78	35
7389 pt.	Other business services -----	103	28 267	7 323	1 313	374
75	Automotive repair, services, and parking -----	456	102 496	22 974	5 564	1 423
751	Automotive rental and leasing, without drivers -----	19	(D)	(D)	(D)	BB
7513	Truck rental and leasing, without drivers -----	3	247	79	13	3
7514, 5	Passenger car rental and leasing -----	13	5 626	730	157	48
7514	Passenger car rental -----	12	(D)	(D)	(D)	BB
7515	Passenger car leasing -----	1	(D)	(D)	(D)	AA
7519	Utility trailer and recreational vehicle rental -----	3	(D)	(D)	(D)	AA
752	Automobile parking -----	2	(D)	(D)	(D)	AA
753	Automotive repair shops -----	384	87 173	19 340	4 717	1 171
7532	Top, body, and upholstery repair shops and paint shops -----	75	19 256	4 262	1 066	244
7532 pt.	Top and body repair shops -----	67	17 880	3 868	961	227
7532 pt.	Paint shops -----	8	1 376	394	105	17
7538	General automotive repair shops -----	228	50 974	11 590	2 792	698
7538 pt.	General automotive repair shops, except diesel -----	213	47 574	10 624	2 560	643
7538 pt.	Diesel repair shops -----	15	3 400	966	232	55
7533, 4, 6, 7, 9	Other automotive repair shops -----	81	16 943	3 488	859	229
7533	Automotive exhaust system repair shops -----	10	2 451	412	106	26
7534	Tire retreading and repair shops -----	11	3 030	517	117	39
7536	Automotive glass replacement shops -----	8	2 651	527	135	32
7537	Automotive transmission repair shops -----	19	3 118	815	201	56
7539	Automotive repair shops, n.e.c. -----	33	5 693	1 217	300	76
7539 pt.	Radiator repair -----	12	(D)	(D)	(D)	BB
7539 pt.	Brake, front end, and wheel alignment -----	7	2 102	535	135	28
7539 pt.	Automotive electrical and fuel system services -----	12	1 400	285	74	22
7539 pt.	Other automotive repair shops, n.e.c. -----	2	(D)	(D)	(D)	AA
754	Automotive services, except repair -----	51	(D)	(D)	(D)	CC
7542	Carwashes -----	27	(D)	(D)	(D)	CC
7549	Automotive services, except repair and carwashes -----	24	4 305	1 305	314	78
76	Miscellaneous repair services -----	273	59 780	14 597	3 390	893
762	Electrical repair shops -----	101	19 664	4 820	1 135	293
7622	Radio and television repair shops -----	29	(D)	(D)	(D)	BB
7623, 9	Other electrical and electronic repair shops -----	72	(D)	(D)	(D)	CC
7623	Refrigeration and air-conditioning service and repair shops -----	24	(D)	(D)	(D)	BB
7629	Electrical and electronic repair shops, n.e.c. -----	48	8 991	2 215	559	136
763	Watch, clock, and jewelry repair -----	—	—	—	—	—
764	Reupholstery and furniture repair -----	20	2 464	835	172	66
769	Miscellaneous repair and related services -----	152	37 652	8 942	2 083	534
7692	Welding repair -----	37	9 597	2 135	477	128
7694	Armature rewinding shops -----	11	4 057	980	242	55
7699	Repair shops and related services, n.e.c. -----	104	23 998	5 827	1 364	351
78, 79, 84	Amusement and recreation services, including motion pictures and museums -----	417	135 275	40 385	9 921	3 386
781, 2	Motion picture production, distribution, and services -----	8	(D)	(D)	(D)	BB
783	Motion picture theaters -----	13	(D)	(D)	(D)	CC
7832	Motion picture theaters, except drive-in -----	11	(D)	(D)	(D)	CC
7833	Drive-in motion picture theaters -----	2	(D)	(D)	(D)	AA
784	Video tape rental -----	91	11 426	2 255	537	313
792	Theatrical producers (except motion picture), bands, orchestras, and entertainers -----	12	(D)	(D)	(D)	AA
7922	Theatrical producers (except motion picture) and miscellaneous theatrical services -----	6	(D)	(D)	(D)	AA
7929	Bands, orchestras, actors, and other entertainers and entertainment groups -----	6	(D)	(D)	(D)	AA
793	Bowling centers -----	16	(D)	(D)	(D)	CC
79 ex. 792, 3, 84	Commercial sports and other amusement and recreation services, including museums -----	277	110 710	35 422	8 622	2 779
794	Commercial sports -----	19	14 542	4 423	793	326
7941	Professional sports clubs, managers, promoters -----	1	(D)	(D)	(D)	AA
7948	Racing, including track operation -----	18	(D)	(D)	(D)	EE
79 ex. 792, 3, 4, 84	Other amusement and recreation services, including museums -----	258	96 168	30 999	7 829	2 453
791	Dance studios, schools, and halls -----	3	(D)	(D)	(D)	AA
7991	Physical fitness facilities -----	31	3 650	1 055	238	161
7992	Public golf courses -----	16	10 164	2 501	591	228
7993	Coin-operated amusement devices -----	15	1 745	328	66	30
7996	Amusement parks -----	1	(D)	(D)	(D)	AA
7997	Membership sports and recreation clubs -----	43	41 378	16 714	4 461	1 272
7999, 84	Amusement and recreation services, including museums, n.e.c. -----	149	38 639	10 251	2 435	748
7999 pt.	Concession operators of amusement devices and rides -----	7	(D)	(D)	(D)	AA
7999 pt.	Carnivals, circuses, and fairs -----	2	(D)	(D)	(D)	AA
7999 pt., 84	Other recreation and amusements, including museums -----	140	38 128	10 180	2 422	742

Table 8a. Summary Statistics for Firms Subject to Federal Income Tax for the Area Outside Metropolitan Areas: 1992 – Con.

[Includes only establishments with payroll. For meaning of abbreviations and symbols, see introductory text. For explanation of terms and comparability of 1987 and 1992 censuses, see appendix A. For definitions of CMSA's, MSA's, and PMSA's, see appendix D]

SIC code	Kind of business or operation	Establishments (number)	Receipts (\$1,000)	Annual payroll (\$1,000)	First-quarter payroll (\$1,000)	Paid employees for pay period including March 12 (number)
80	Health services -----	1 207	842 865	331 649	74 050	14 618
801	Offices and clinics of doctors of medicine -----	572	284 734	121 697	24 622	3 034
8011 pt.	Offices of doctors of medicine -----	549	251 879	109 435	21 823	2 666
8011 pt.	General medical clinics -----	23	32 855	12 262	2 799	368
802	Offices and clinics of dentists -----	214	66 224	21 999	4 919	1 057
803	Offices and clinics of doctors of osteopathy -----	32	13 278	5 375	1 190	174
804	Offices and clinics of other health practitioners -----	186	45 886	13 878	3 298	705
8041	Offices and clinics of chiropractors -----	80	17 899	4 360	1 094	278
8042	Offices and clinics of optometrists -----	57	16 441	5 160	1 164	247
8043	Offices and clinics of podiatrists -----	11	2 184	804	210	37
8049	Offices and clinics of health practitioners, n.e.c. -----	38	9 362	3 554	830	143
805	Nursing and personal care facilities -----	59	137 415	61 247	14 703	4 713
8051	Skilled nursing care facilities -----	49	123 523	55 461	13 386	4 340
8052	Intermediate care facilities -----	6	13 645	5 699	1 303	364
8059	Nursing and personal care facilities, n.e.c. -----	4	247	87	14	9
806	Hospitals -----	16	219 507	75 132	18 648	3 249
8062	General medical and surgical hospitals -----	12	178 545	62 952	15 694	2 781
8063, 9	Specialty hospitals -----	4	40 962	12 180	2 954	468
807, 8, 9	Other health services -----	128	75 821	32 321	6 670	1 686
807	Medical and dental laboratories -----	36	11 285	2 104	518	114
8071	Medical laboratories -----	23	9 647	1 554	380	82
8072	Dental laboratories -----	13	1 638	550	138	32
808	Home health care services -----	49	45 310	23 601	5 170	1 358
809	Miscellaneous health and allied services, n.e.c. -----	43	19 226	6 616	982	214
8092	Kidney dialysis centers -----	7	(D)	(D)	(D)	BB
8093	Specialty outpatient facilities, n.e.c. -----	21	9 471	4 419	527	89
8099	Health and allied services, n.e.c. -----	15	(D)	(D)	(D)	BB
81	Legal services -----	370	89 225	36 364	7 861	1 279
823, 4, 9	Selected educational services -----	20	(D)	(D)	(D)	CC
823	Libraries -----	—	—	—	—	—
824	Vocational schools -----	8	(D)	(D)	(D)	CC
829	Schools and educational services, n.e.c. -----	12	(D)	(D)	(D)	BB
83	Social services -----	257	29 455	11 449	2 798	1 450
835	Child day care services -----	176	16 735	7 664	1 913	1 041
832, 3, 6, 9	Other social services -----	81	12 720	3 785	885	409
87 ex. 8733	Engineering, accounting, research, management, and related services (except noncommercial research organizations) -----	586	138 485	55 983	13 342	2 420
871	Engineering, architectural, and surveying services -----	174	(D)	(D)	(D)	FF
8711	Engineering services -----	76	25 042	11 953	2 848	442
8712	Architectural services -----	41	(D)	(D)	(D)	CC
8713	Surveying services -----	57	11 220	5 172	1 170	299
872	Accounting, auditing, and bookkeeping services -----	256	46 016	16 767	3 901	881
873 ex. 8733	Research, development, and testing services (except noncommercial research organizations) -----	19	(D)	(D)	(D)	CC
8731	Commercial physical and biological research -----	3	(D)	(D)	(D)	AA
8732	Commercial economic, sociological, and educational research -----	4	(D)	(D)	(D)	BB
8734	Testing laboratories -----	12	(D)	(D)	(D)	CC
874	Management and public relations services -----	137	40 395	15 752	3 946	530
8741	Management services -----	35	11 873	6 116	1 757	245
8742	Management consulting services -----	68	23 085	8 114	1 797	208
8743	Public relations services -----	3	(D)	(D)	(D)	AA
8744	Facilities support management services -----	1	(D)	(D)	(D)	AA
8748	Business consulting services, n.e.c. -----	30	(D)	(D)	(D)	BB
89	Services, n.e.c. -----	34	(D)	(D)	(D)	BB

Table 8b. Summary Statistics for Firms Exempt From Federal Income Tax for the Area Outside Metropolitan Areas: 1992

[Includes only establishments with payroll. For meaning of abbreviations and symbols, see introductory text. For explanation of terms and comparability of 1987 and 1992 censuses, see appendix A. For definitions of CMSA's, MSA's, and PMSA's, see appendix D]

SIC code	Kind of business or operation	Establishments (number)	Revenue (\$1,000)	Annual payroll (\$1,000)	First-quarter payroll (\$1,000)	Paid employees for pay period including March 12 (number)
	Total	698	769 427	331 733	82 532	17 251
7032, 704	Camps and membership lodging	6	(D)	(D)	(D)	CC
792, 7991 pt., 7997, 7999 pt., 84	Selected amusement, recreation, and related services	44	(D)	(D)	(D)	FF
8011 pt.; 8021 pt.; 805, 6, 8, 9	Selected health services	106	573 652	260 590	65 184	11 422
8011 pt., 8021 pt., 805	Clinics of doctors of medicine and dentists	21	15 525	8 916	1 835	298
806	Nursing and personal care facilities	14	43 912	15 346	3 457	1 171
806	Hospitals	28	484 127	221 434	56 221	9 063
8062	General medical and surgical hospitals	23	394 852	151 501	39 323	6 424
8063, 9	Specialty hospitals	5	89 275	69 933	16 898	2 639
808, 9	Other health services	43	30 088	14 894	3 671	890
8111 pt.	Legal aid societies and similar legal services	4	(D)	(D)	(D)	BB
823, 4, 9	Selected educational services	13	(D)	(D)	(D)	BB
83	Social services	265	96 821	43 692	10 495	3 728
835	Child day care services	68	(D)	(D)	(D)	FF
832, 3, 6, 9	Other social services	197	(D)	(D)	(D)	HH
832	Individual and family social services	88	30 341	12 765	2 952	1 035
833	Job training and vocational rehabilitation services	28	(D)	(D)	(D)	FF
836	Residential care	27	25 560	12 447	2 979	747
839	Social services, n.e.c.	54	15 411	5 540	1 332	378
861, 2, 4, 9	Selected membership organizations	254	(D)	(D)	(D)	GG
861	Business associations	76	28 153	5 257	1 321	353
864	Civic, social, and fraternal associations	146	(D)	(D)	(D)	FF
862, 9	Other membership organizations	32	(D)	(D)	(D)	CC
873, 4 ex. 8744	Research, testing, and consulting services, except facilities support management services	6	(D)	(D)	(D)	CC
873	Research, development, and testing services	6	(D)	(D)	(D)	CC
874 ex. 8744	Management and public relations services, except facilities support management services	-	-	-	-	-

Table 9. Places With 2,500 Inhabitants or More Ranked by Volume of Receipts of Firms Subject to Federal Income Tax: 1992

[Includes only establishments with payroll. For meaning of abbreviations and symbols, see introductory text. For explanation of terms and comparability of 1987 and 1992 censuses, see appendix A. For information on geographic areas followed by ▲, see appendix F]

Geographic area	Receipts		Cumulative receipts		Geographic area	Receipts		Cumulative receipts	
	Rank ¹	Amount (\$1,000)	Amount (\$1,000)	Percent of State total		Rank ¹	Amount (\$1,000)	Amount (\$1,000)	Percent of State total
Florida	(X)	74 347 191	74 347 191	100.0	Florida—Con.				
Tampa	1	3 971 477	3 971 477	5.3	Miami Beach	20	518 413	28 021 106	37.7
Jacksonville city ▲	2	3 804 425	7 775 902	10.5	Lakeland	21	500 749	28 521 855	38.4
Miami	3	3 788 636	11 564 538	15.6	Pensacola	22	494 703	29 016 558	39.0
Fort Lauderdale	4	2 300 611	13 865 149	18.6	Naples	23	487 438	29 503 996	39.7
Boca Raton	5	1 411 059	15 276 208	20.5	Ocala	24	483 592	29 987 588	40.3
West Palm Beach	6	1 264 076	16 540 284	22.2	Maitland	25	466 978	30 454 566	41.0
St. Petersburg	7	1 254 495	17 794 779	23.9	Melbourne	26	464 839	30 919 405	41.6
Tallahassee	8	1 014 679	18 809 458	25.3	Bradenton	27	462 334	31 381 739	42.2
Coral Gables	9	971 090	19 780 548	26.6	North Miami Beach	28	452 758	31 834 497	42.8
Hollywood	10	933 427	20 713 975	27.9	Winter Park	29	437 815	32 272 312	43.4
Clearwater	11	912 836	21 626 811	29.1	Largo	30	391 753	32 664 065	43.9
Titusville	12	911 128	22 537 939	30.3	Panama City	31	389 848	33 053 913	44.5
Fort Myers	13	866 636	23 404 575	31.5	Palm Beach Gardens	32	383 929	33 437 842	45.0
Hialeah	14	864 731	24 269 306	32.6	Altamonte Springs	33	383 657	33 821 499	45.5
Sarasota	15	832 152	25 101 458	33.8	Kissimmee	34	345 553	34 167 052	46.0
Plantation	16	689 556	25 791 014	34.7	Tamarac	35	341 607	34 508 659	46.4
Daytona Beach	17	586 330	26 377 344	35.5	New Port Richey	36	340 875	34 849 534	46.9
Pompano Beach	18	565 146	26 942 490	36.2	Coral Springs	37	319 234	35 168 768	47.3
Gainesville	19	560 203	27 502 693	37.0	Delray Beach	38	290 061	35 458 829	47.7

See footnotes at end of table.

FL-232 FLORIDA

SERVICE INDUSTRIES—GEOGRAPHIC AREA SERIES

Table 9. Places With 2,500 Inhabitants or More Ranked by Volume of Receipts of Firms Subject to Federal Income Tax: 1992 —Con.

[Includes only establishments with payroll. For meaning of abbreviations and symbols, see introductory text. For explanation of terms and comparability of 1987 and 1992 censuses, see appendix A. For information on geographic areas followed by ▲, see appendix F]

Geographic area	Receipts		Cumulative receipts		Geographic area	Receipts		Cumulative receipts	
	Rank ¹	Amount (\$1,000)	Amount (\$1,000)	Percent of State total		Rank ¹	Amount (\$1,000)	Amount (\$1,000)	Percent of State total
Florida—Con.					Florida—Con.				
Springfield	199	4 577	48 033 807	64.6	Biscayne Park	212	2 159	48 077 044	64.7
Valparaiso	200	4 523	48 038 330	64.6	Belle Isle	213	1 994	48 079 038	64.7
Fort Meade	201	4 057	48 042 387	64.6	Flagler Beach	214	1 980	48 081 018	64.7
Indian Rocks Beach	202	3 835	48 046 222	64.6	Sweetwater	215	1 976	48 082 994	64.7
Frostproof	203	3 815	48 050 037	64.6	Highland Beach	216	1 571	48 084 565	64.7
Belleview	204	3 789	48 053 826	64.6	South Bay	217	1 505	48 086 070	64.7
Fruitland Park	205	3 716	48 057 542	64.6	St. Augustine Beach	218	1 503	48 087 573	64.7
Graceville	206	3 554	48 061 096	64.6	Callaway	219	1 411	48 088 984	64.7
High Springs	207	3 546	48 064 642	64.6	Pierson	220	677	48 089 661	64.7
Lake Alfred	208	2 979	48 067 621	64.7	Eatonville	221	231	48 089 892	64.7
La Belle	209	2 581	48 070 202	64.7	Orlando	(X)	(D)	(X)	(X)
Parker	210	2 424	48 072 626	64.7	Temple Terrace	(X)	(D)	(X)	(X)
Chattahoochee	211	2 259	48 074 885	64.7					

¹Places with suppressed receipts (if applicable) are listed at end of table rather than by rank to avoid disclosing data for individual companies.

Table 10. Counties Ranked by Volume of Receipts of Firms Subject to Federal Income Tax: 1992

[Includes only establishments with payroll. For meaning of abbreviations and symbols, see introductory text. For explanation of terms and comparability of 1987 and 1992 censuses, see appendix A. For information on geographic areas followed by ▲, see appendix F]

Geographic area	Receipts		Cumulative receipts		Geographic area	Receipts		Cumulative receipts	
	Rank ¹	Amount (\$1,000)	Amount (\$1,000)	Percent of State total		Rank ¹	Amount (\$1,000)	Amount (\$1,000)	Percent of State total
Florida	(X)	74 347 191	74 347 191	100.0	Florida—Con.				
Dade	1	12 101 639	12 101 639	16.3	Clay	31	304 207	72 515 053	97.5
Orange	2	8 899 128	21 000 767	28.2	Citrus	32	265 629	72 780 682	97.9
Broward	3	8 427 872	29 428 639	39.6	Hernando	33	265 627	73 046 309	98.3
Hillsborough	4	6 831 510	36 260 149	48.8	Highlands	34	177 239	73 223 548	98.5
Palm Beach	5	5 798 773	42 058 922	56.6	Santa Rosa	35	159 748	73 383 296	98.7
Pinellas	6	4 920 120	46 979 042	63.2	Putnam	36	113 099	73 496 395	98.9
Duval	7	3 918 819	50 897 861	68.5	Nassau	37	99 302	73 595 697	99.0
Brevard	8	2 977 214	53 875 075	72.5	Columbia	38	91 645	73 687 342	99.1
Lee	9	1 739 169	55 614 244	74.8	Walton	39	78 853	73 766 195	99.2
Sarasota	10	1 534 938	57 149 182	76.9	Okeechobee	40	66 725	73 832 920	99.3
Volusia	11	1 376 135	58 525 317	78.7	Flagler	41	49 999	73 882 919	99.4
Seminole	12	1 257 937	59 783 254	80.4	Jackson	42	45 676	73 928 595	99.4
Leon	13	1 138 361	60 921 615	81.9	Gadsden	43	36 186	73 964 781	99.5
Polk	14	1 121 556	62 043 171	83.5	Hendry	44	32 920	73 997 701	99.5
Escambia	15	1 057 781	63 100 952	84.9	Taylor	45	29 147	74 026 848	99.6
Collier	16	972 923	64 073 875	86.2	Suwannee	46	28 836	74 055 684	99.6
Alachua	17	920 065	64 993 940	87.4	Sumter	47	27 076	74 082 760	99.6
Manatee	18	854 600	65 848 540	88.6	Bradford	48	26 739	74 109 499	99.7
Pasco	19	849 483	66 698 023	89.7	DeSoto	49	25 218	74 134 717	99.7
Okaloosa	20	671 083	67 369 106	90.6	Washington	50	23 030	74 157 747	99.7
Marion	21	632 393	68 001 499	91.5	Hardee	51	22 944	74 180 691	99.8
Osceola	22	615 175	68 616 674	92.3	Franklin	52	20 802	74 201 493	99.8
Bay	23	577 490	69 194 164	93.1	Levy	53	20 209	74 221 702	99.8
St. Lucie	24	540 845	69 735 009	93.8	Holmes	54	18 072	74 239 774	99.9
Monroe	25	496 673	70 231 682	94.5	Madison	55	16 171	74 255 945	99.9
St. Johns	26	447 863	70 679 545	95.1	Gulf	56	13 572	74 269 517	99.9
Martin	27	431 838	71 111 383	95.6	Jefferson	57	11 804	74 281 321	99.9
Indian River	28	397 790	71 509 173	96.2	Baker	58	11 655	74 292 976	99.9
Lake	29	365 890	71 875 063	96.7	Wakulla	59	10 649	74 303 625	99.9
Charlotte	30	335 783	72 210 846	97.1	Union	60	10 366	74 313 991	100.0
					Calhoun	61	10 309	74 324 300	100.0
					Dixie	62	5 976	74 330 276	100.0
					Hamilton	63	5 753	74 336 029	100.0
					Gilchrist	64	4 488	74 340 517	100.0
					Glades	65	1 964	74 342 481	100.0
					Lafayette	(X)	(D)	(X)	(X)
					Liberty	(X)	(D)	(X)	(X)

¹Counties with suppressed receipts (if applicable) are listed at end of table rather than by rank to avoid disclosing data for individual companies.

Appendix A.

General Explanation

CENSUS COVERAGE AND METHODOLOGY

Structure and method of enumeration. Firms in the 1992 Census of Service Industries were divided into the nonmail universe and mail universe. The coverage and the method of obtaining census information from each follow:

1. The nonmail universe consisted of firms which were not required to file a regular census return and included:

- a. All taxable nonemployers, i.e., all firms subject to Federal income tax with no paid employees during 1992. Receipts information for these firms was obtained from administrative records of other Federal agencies. Although consisting of many firms, nonemployers accounted for less than 10 percent of total receipts of all establishments covered in the census.

The census included only those service nonemployer firms which reported a receipts volume of \$1,000 or more during 1992. Establishments exempt from Federal income tax with no paid employees were excluded as in previous censuses.

Data for nonemployers are not included in this report but are provided in a subsequent Non-employer Statistics report (SC92-N-1).

- b. Selected small employers, i.e., single-establishment firms with payroll below a specified cutoff. (The term "employers" refers to firms with one or more paid employees at any time during 1992 as shown in the active administrative records of other Federal agencies.) Although the payroll cutoff varied by kind of business, small employers generally included firms with less than 10 employees and represented about 10 percent of total receipts of establishments covered in the census.

Data on receipts, payroll, and employment for employer firms below the payroll cutoff were derived or estimated from administrative records of other Federal agencies, except for a sample of small employer firms in classifications for which specialized data requirements precluded reliance solely on administrative records sources. This sample was included in the mail universe.

2. The mail universe consisted of firms for which information was obtained by means of a mail canvass and included:

- a. Large employers, i.e., all multiestablishment firms, and all employer firms above the payroll size cutoff referred to in section 1b. Within this category, a report of company organization was conducted periodically to identify establishment locations of firms which operated at more than one location and to obtain information on payroll and mid-March employment at each location. The 1991 Report of Company Organization was used as a coverage check in the census. In the 1992 census, all multi-establishment firms were asked to notify the Census Bureau of any establishments for which a form was not received. Report forms were subsequently provided to the firms for these establishments.
- b. A sample of small employer firms in classifications for which specialized data precluded reliance solely on administrative records sources. These firms were sent the census mailing packages containing the appropriate 1992 questionnaire.

Method of classifying kinds of business. The service industries classifications for all establishments were based on the *Standard Industrial Classification Manual: 1987*¹ (SIC). However, the method of assigning these classifications, and the level of detail at which establishments were classified, differed between the nonmail and mail universes as follows:

1. The nonmail universe

- a. Nonemployers were classified on the basis of information obtained from administrative records of other Federal agencies.
- b. Selected small employers were classified on the basis of the most current census kind-of-business classification available from one of the Census Bureau's current sample surveys or the 1987 census. Otherwise, the classification was obtained from administrative records of other Federal agencies.

If the census or administrative record classifications proved inadequate (none corresponded to a 1992 census classification in the detail required for

¹*Standard Industrial Classification Manual: 1987*. For sale by Superintendent of Documents, U.S. Government Printing Office, Washington, DC 20402. Stock No. 041-001-00314-2.

employers), the firm was sent a brief inquiry requesting information necessary to assign a 1992 census kind-of-business code.

2. Establishments in the mail universe were classified on the basis of their self-designation, answers to questions on receipts by type of service provided, and other special inquiries.

Method of assigning tax status. For kind-of-business classifications² where there were substantial numbers of taxable and tax-exempt establishments, establishments were classified based on the Federal income tax filing requirement for the establishment or organization. This classification was based primarily on the response to an inquiry on the census questionnaire. Establishments that indicated that all or part of their income was exempt from Federal income tax under provisions of section 501 of the IRS code were classified as tax-exempt; establishments indicating no such exemption were classified as taxable. All government-operated hospitals were classified as tax-exempt. For establishments in the nonmail universe, the tax status classification was based upon the type of tax return filed by the firm or organization.

For selected kind-of-business classifications³ comprised primarily of tax-exempt establishments, all establishments in those classifications were defined as tax-exempt. All establishments in the remaining kind-of-business classifications (comprised primarily of taxable establishments) were defined as taxable.

COMPARABILITY OF THE 1987 AND 1992 CENSUSES

The 1987 and 1992 censuses were conducted under similar conditions and procedures except for the following:

Geographic areas. The boundaries of a number of areas for which data are shown in the 1992 census are not the same as in the 1987 census because of annexations; other boundary changes; and redefinitions of metropolitan statistical areas (MSA's), primary metropolitan statistical areas (PMSA's), and consolidated metropolitan statistical areas (CMSA's).⁴ In addition, data for consolidated cities are included in the 1992 census.

Data for special economic urban areas (SEUA's) with 10,000 inhabitants or more in Michigan, Minnesota, New York, and Wisconsin qualified for publication in the 1992 census. This included townships in Michigan and Minnesota and towns in New York and Wisconsin. However, Minnesota did not have any townships that met the population criteria.

²SIC's 7032, 792, 7991 pt., 7997, 7999 pt., 8011 pt., 8021 pt., 805, 806, 808, 809, 82, 83, 84 pt., 873 ex. 8733, 874 ex. 8744.

³SIC's 7041, 8111 pt., 84 pt., 86, 8733.

⁴Newly defined metropolitan areas (MA's) were announced by the Office of Management and Budget (OMB) effective June 30, 1993.

Nonemployer firms. In 1987, data for nonemployer firms were published for the United States, States, metropolitan areas, counties, and places in four regional reports in the Nonemployer Statistics Series (SC87-N-1 to -4).

For 1992, data for nonemployers by kind of business are presented in one *Nonemployer Statistics* report (SC92-N-1) for the United States, States, and metropolitan areas. Nonemployer data for counties and places are available on compact disc-read only memory (CD-ROM).

Employment. In 1987, employment data withheld to avoid disclosing data for individual companies were represented with the symbol "(D)." In 1992, withheld employment data are represented with symbols that denote employment size ranges. These symbols are defined in the introductory text.

Sources of receipts/revenue. In 1987, data on sources of receipts/revenue for selected industries were published with other industry-specific data in the *Miscellaneous Subjects* report (SC87-S-4) of the Subject Series. In 1992, sources of receipts/revenue data are presented separately in the *Sources of Receipts or Revenue* report (SC92-S-4) of the Subject Series.

Legal form of organization. In 1987, data on the number of individual proprietorships/partnerships were published in the Geographic Area Series. In 1992, individual proprietorship/partnership data are published in the *Establishment and Firm Size* report (SC87-S-1) and in the *Nonemployer Statistics* report (SC87-N-1).

EXPLANATION OF TERMS

Establishments. An establishment is a single physical location at which business is conducted. It is not necessarily identical with a company or enterprise, which may consist of one establishment or more. Statistics for service industries represent a summary of reports for individual establishments rather than companies. For cases where a census report was received, separate information was obtained for each location where business was conducted. When administrative records of other Federal agencies were used instead of a census report, no information was available on the number of locations operated. Estimates of this number were derived from a sample and are provided in the service industries report, *Miscellaneous Subjects* (SC92-S-5). Each census report was tabulated according to the physical location at which the business was conducted. The count of establishments represents those in business at any time during 1992. Appendix G provides a comparison of the number of establishments active any time during the year versus the number in business at the end of the year.

When two activities or more were carried on at a single location under a single ownership, all activities generally were grouped together as a single establishment. The

entire establishment was classified on the basis of its major activity and all data for it were included in that classification. However, when distinct and separate economic activities (for which different industry classification codes were appropriate) were conducted at a single location under a single ownership, and when conditions prescribed by the SIC manual for recognizing the existence of more than one establishment were met, separate establishment reports for each of the different activities were obtained in the census.

Leased service departments (separately owned businesses operated as departments or concessions of other service establishments or of retail businesses, such as a separately owned shoeshine parlor in a barber shop, or a beauty shop in a department store) are treated as separate service establishments for census purposes. Leased retail departments located in service establishments (e.g., a gift shop located in a hotel) are considered separate retail establishments.

Firms. A firm is a business organization or entity consisting of one domestic establishment (location) or more under common ownership or control. All establishments of subsidiary firms are included as part of the controlling firm. For the economic census, the terms "firm" and "company" are synonymous.

Receipts (Basic dollar volume measure for service establishments of firms subject to Federal income tax). Includes receipts from customers or clients for services rendered, from the use of facilities, and from merchandise sold during 1992 whether or not payment was received in 1992, except for health practitioners and legal, architectural, engineering, and surveying services, which reported on a cash basis (payments received in 1992 regardless of when services were rendered). Excise taxes on gasoline, liquor, tobacco, etc., which are paid by the manufacturer or wholesaler and passed on in the cost of goods purchased by the service establishment, are also included. Receipts from leasing of vehicles, equipment, etc., marketed under operating leases are included in receipts figures as well as the fair sales value of merchandise marketed in 1992 under capital, finance, or "full payout" leases. Receipts also include the total value of service contracts, amounts received for work subcontracted to others, and dues and assessments from members and affiliates.

Receipts are net after deductions for refunds and allowances for merchandise returned by customers. Receipts do not include sales, occupancy, admissions, or other taxes collected from customers and remitted directly by the firm to a local, State, or Federal tax agency, nor do they include income from such sources as contributions, gifts, and grants; dividends, interest, and investments; or sale or rental of real estate. Also excluded are rents from and receipts (gross as well as the establishment's share) of departments and concessions which are operated by others; sales of used equipment rented or leased to

customers; commissions from vending machine operators; and other nonoperating income such as royalties, franchise fees, etc.

Receipts in this report do not include service receipts of manufacturers, wholesalers, retail establishments, or other businesses whose primary activity is other than service. They do, however, include receipts other than from services rendered (e.g., sale of merchandise to individuals or other businesses) by establishments primarily engaged in performing services and classified in the service industries.

Revenue (Basic dollar volume measure for firms exempt from Federal income tax). Includes revenue from customers or clients for services rendered and merchandise sold during 1992, whether or not payment was received in 1992. Also included are income from interest, dividends, gross contributions, gifts, grants (whether or not restricted for use in operations), rents, royalties, dues and assessments from members and affiliates, and receipts from fundraising activities. Receipts from taxable business activities of firms exempt from Federal income tax (Unrelated Business Income) are also included in revenue.

Revenue does not include sales, admissions, or other taxes collected by the organization from customers or clients and paid directly to a local, State, or Federal tax agency; income from the sale of real estate, investments, or other assets (except inventory held for resale); gross receipts of departments, concessions, etc., that are operated by others; and amounts transferred to operating funds from capital or reserve funds.

Expenses. Expenses include payroll, employee benefits, interest, rent, payroll taxes, cost of supplies used for operation, depreciation expenses, fundraising expenses, contracted or purchased services, and other expenses charged to operations during 1992.

Expenses in this report exclude outlays for the purchase of real estate; construction and all other capital improvements; funds invested; assessments or dues paid to the parent or other chapters of the same organization; and, for fundraising organizations, funds transferred to charities and other organizations.

Annual payroll. Payroll includes all forms of compensation, such as salaries, wages, commissions, bonuses, vacation allowances, sick-leave pay, employee contributions to qualified pension plans, and the value of payments in kind (e.g., free meals and lodgings) paid during the year to all employees. Tips and gratuities received by employees from patrons and reported to employers are included. For corporations, payroll includes amounts paid to officers and executives; for unincorporated businesses, it does not include profit or other compensation of proprietors or partners. Payroll is reported before deductions for social security, income tax, insurance, union dues, etc. This definition of payroll is the same as that used by the Internal Revenue Service (IRS) on form 941.

First-quarter payroll. This item consists of payroll, as defined above, paid to persons employed at any time during the quarter January to March 1992.

Paid employees for pay period including March 12. Paid employees consist of the full- and part-time employees, including salaried officers and executives of corporations, who were on the payroll during the pay period including March 12. Included are employees on paid sick leave, paid holidays, and paid vacations; not included are proprietors and partners of unincorporated businesses. The definition of paid employees is the same as that used on IRS form 941.

Auxiliary establishments. Each company included in this census was asked to identify and separately report auxiliary locations whose primary functions were to manage, administer, service, or support the activities of the other establishments of the company. Data presented in this report do not include auxiliary establishments. Data for auxiliaries are presented in a subsequent report issued as part of the *1992 Enterprise Statistics* reports.

KIND-OF-BUSINESS CLASSIFICATIONS

Services, as defined in Division I of the 1987 Standard Industrial Classification (SIC) manual, includes establishments primarily engaged in rendering a wide variety of services to individuals, business and government establishments, and other organizations.

Establishments covered by the census were assigned kind-of-business classifications according to the industry classifications defined in the 1987 SIC manual. When a more detailed classification than defined in the SIC manual was needed, additional kinds of business were identified within an SIC industry.

The basis for a kind-of-business classification is described above in Method of Classifying Kinds of Business. Descriptions of those kinds of business for which data are provided in this report follow.

Hotels, Rooming Houses, Camps, and Other Lodging Places (SIC Major Group 70)

This group includes establishments engaged in providing lodging, or lodging and meals, and camping facilities. Hotels which provide accommodations for permanent residents (e.g., apartment hotels) and residential mobile home parks are classified in Real Estate, Major Group 65.

Hotels and motels (SIC 7011). Commercial establishments, known to the public as hotels, motor hotels, motels, or tourist courts, primarily engaged in providing lodging, or lodging and meals.

For large geographic areas, data are presented for the following subdivisions of this classification:

1. Hotels, 25 guestrooms or more.
2. Hotels, less than 25 guestrooms.
3. Motels, tourist courts.
4. Motor hotels.

The classification of individual establishments into hotels, motor hotels, and motels and tourist courts was based primarily on the respondents' self-designation.

Rooming and boarding houses (SIC 702). Establishments renting rooms, with or without board, on a fee basis. Homes for the elderly, for children, and for the handicapped that provide additional services, other than nursing care, are classified in Industry 8361, and homes that provide nursing and/or health-related care are classified in Industry Group 805. Rooming and boarding houses operated by membership organizations for their members only are classified in Industry 7041.

Sporting and recreational camps (SIC 7032). Sporting and recreational camps providing lodging and meals, or lodging only. Included are children's camps, fishing camps, hunting camps, and dude ranches. Day camps and sports instructional camps, such as baseball, basketball, or football camps, are classified in Industry 7999.

Recreational vehicle parks and campsites (SIC 7033). Establishments providing overnight or short-term sites for recreational vehicles, trailers, campers, or tents. Residential trailer and mobile home parks are classified in Real Estate, Major Group 65.

Organization hotels and lodging houses, on membership basis (SIC 704). Lodging houses and hotels operated by membership organizations for the benefit of their members and guests, and not open to the general public. Hotels operated by such organizations but open to the public are classified in Industry 7011. Residential homes for the elderly and others in need of residential, social, and personal care are classified in Industry 8361.

Personal Services (SIC Major Group 72)

This group includes establishments primarily engaged in providing services generally to individuals, such as barber and beauty shops, drycleaning plants, laundries, and photographic studios. For establishments classified in Industry Group 721, collecting and distributing units (branch outlets, pickup stations, terminals, or depots) owned and operated by a firm which does its own laundry work are not classified as separate establishments. Data for these units are merged with data for the plant where the work is done.

Power laundries, family and commercial (SIC 7211).

Establishments primarily engaged in operating mechanical laundries with steam or other power. Excluded are establishments which have power laundry equipment but which are primarily engaged in a specialty, such as industrial laundering, linen rental, or diaper service. These establishments are classified in other categories within Industry Group 721. Independently owned agencies for laundry plants are classified in Industry 7212. Laundries using small power equipment of household type are classified in Industry 7219.

Garment pressing, and agents for laundries and dry-cleaners (SIC 7212).

Establishments primarily engaged in providing laundry and drycleaning services but which have the laundry and/or drycleaning work done by others. Establishments in this industry may do their own pressing or finishing work. Independently owned collecting and distributing agencies serving drycleaning plants or power laundries are included in this classification.

Linen supply (SIC 7213).

Establishments primarily engaged in supplying, on a rental basis, such laundered items as uniforms, aprons, table covers, bed linens, and towels. Establishments included in this classification may or may not operate their own laundry facilities.

Coin-operated laundries and drycleaning (SIC 7215).

Establishments primarily engaged in the operation of coin-operated or similar self-service laundry and/or drycleaning equipment. Included are establishments known as laundromats, launderettes, self-service drycleaners, etc. Establishments which operate such machinery in apartment houses, dormitories, and similar locations are included. Establishments which rent such machinery (e.g., to apartment houses) are classified in Industry 7359.

For large geographic areas, data are presented for the following subdivisions of this classification:

1. Coin-operated laundries and drycleaning stores.
2. Coin-operated laundry routes.

Drycleaning plants, except rug cleaning (SIC 7216).

Establishments primarily engaged in drycleaning or dyeing apparel and household fabrics other than rugs. Establishments primarily engaged in cleaning rugs are classified in Industry 7217. Independently owned agencies for cleaning plants are classified in Industry 7212. Establishments known as "tailor shops" or "cleaners" are included in this classification only if they do their own cleaning. Establishments primarily engaged in dyeing fabrics for the trade are classified in Manufacturing, Major Group 22.

Carpet and upholstery cleaning (SIC 7217).

Establishments primarily engaged in cleaning carpets and upholstered furniture. Establishments primarily engaged in rug repair are classified in Industry 7699, those primarily

engaged in reupholstering and repairing furniture are classified in Industry 7641, and those primarily engaged in building cleaning are classified in Industry 7349.

Industrial launderers (SIC 7218).

Establishments primarily engaged in supplying laundered or drycleaned work uniforms, wiping towels, protective apparel (gloves, flame resistant clothing, etc.), dust control items (treated mats or rugs, mops, cloths, etc.), and similar items to industrial, commercial, and government users. These items may belong to the industrial launderers and be supplied to users on a rental basis, or they may belong to the customers. Establishments included in this industry may or may not operate their own laundry or drycleaning facilities.

Laundry and garment services, n.e.c. (SIC 7219).

Establishments primarily engaged in furnishing other laundry services, including repair, alteration, and storage of clothes for individuals; diaper service; and hand laundries. Custom tailors, dressmakers, and fur shops making fur apparel to custom order are classified in Retail Trade.

Photographic studios, portrait (SIC 722).

Establishments primarily engaged in still or video portrait photography for the general public. Included in this classification are school, home, and transient portrait photographers. Establishments primarily engaged in commercial photography are classified in Industry 7335; those primarily engaged in video tape production other than portrait are classified in Industry 7812; and those primarily engaged in film developing and/or print processing for the trade or for the general public are classified in Industry 7384.

Beauty shops (SIC 723).

Establishments primarily engaged in providing beauty services or both beauty and barber services. Beauty and cosmetology schools are also included. Beauty shop concessions (owned and operated by concessionaires) in hotels, department stores, etc., are classified in this industry and treated as separate establishments. However, beauty shops owned by and operated as part of other businesses (e.g., hotels, department stores) are considered part of the main establishment.

Barber shops (SIC 724).

Establishments primarily engaged in providing barber and men's hair styling services. Barber colleges are also included. Barber shop concessions (owned and operated by concessionaires) in hotels, department stores, etc., are classified in this industry and treated as separate establishments. However, barber shops owned by and operated as part of other businesses (e.g., hotels, department stores) are considered part of the main establishment.

Shoe repair shops and shoeshine parlors (SIC 725).

Establishments primarily engaged in repairing footwear or shining shoes. Also included are establishments engaged in cleaning and blocking hats. Shoe repair and shoeshine departments (owned and operated by concessionaires) in

hotels, department stores, etc., are classified in this industry and treated as separate establishments. However, shoe repair shops and shoeshine parlors owned and operated as part of other businesses (e.g., hotels, department stores) are considered part of the main establishment.

Funeral service and crematories (SIC 726). Establishments primarily engaged in preparing the dead for burial, conducting funerals, and cremating the dead. Receipts include sales of funeral merchandise, such as caskets and burial clothing, and other services provided directly by the establishments. Also included in the receipts are reimbursements for cash advances made to other establishments for funeral-related merchandise sales and services, such as flowers. Cemeteries, and crematories operated in conjunction with cemeteries, are classified in Real Estate, Industry 6553; crematories and burial services for pets are classified in Agriculture, Industry 0752.

Tax return preparation services (SIC 7291). Establishments primarily engaged in providing tax return preparation services without also providing accounting, auditing, or bookkeeping services. Establishments providing tax return preparation services which also provide accounting, auditing, or bookkeeping services are classified in Industry 8721. Tax return preparation services (owned and operated by concessionaires) in department stores, etc., are classified in this industry and treated as separate establishments. However, tax return preparation services owned and operated as part of other businesses are considered part of the main establishment.

Miscellaneous personal services, n.e.c. (SIC 7299). Establishments primarily engaged in providing personal services, not elsewhere classified, such as saunas; steam and Turkish baths; costume and formal wear rental; operation of coin-operated personal service machines, such as weighing machines, public lockers (except cold storage), pay toilets, etc.; checkroom concessions; dating service; diet or weight reducing workshops; and tanning salons. Establishments operating coin-operated amusement machines, such as pinball machines and juke boxes, are classified in Industry 7993. The operation of physical fitness facilities, including health fitness spas and reducing salons, is classified in Major Group 70 if lodging is also provided and in Industry 7991 if lodging is not provided.

For large geographic areas, data are presented for the following subdivisions of this classification:

1. Massage parlors, tanning salons, and saunas.
2. Diet and weight reducing services.
3. Formal wear rental.
4. Other personal services, n.e.c.

Business Services (SIC Major Group 73)

This group includes establishments primarily engaged in providing services, not elsewhere classified, to business establishments on a contract or fee basis.

Advertising agencies (SIC 7311). Establishments primarily engaged in preparing advertising (writing copy, artwork, graphics, and other creative work) and placing such advertising in periodicals, newspapers, radio, television, or other advertising media for clients on a contract or fee basis. Establishments which place advertising with media but perform no creative services (media buying services) are classified in Industry 7319. Establishments which write advertising copy but do not place the advertising with media are classified in Industry 8999. Establishments which provide commercial art, graphics, or other creative advertising services but do not place the advertising with media are classified in Industry Group 733. Establishments which solicit advertising for nonaffiliated radio, television, newspapers, or magazines are classified in Industry 7313.

Outdoor advertising services (SIC 7312). Establishments primarily engaged in the preparation of poster displays and painted and electric displays on billboards, panels, bulletins, and frames, principally outdoors. Such establishments may (as incidental services) construct, repair, and maintain display boards and may post advertisements. Sign painting shops are classified in Industry 7389. Shops which make neon signs to order are classified in Manufacturing. Establishments primarily engaged in erecting signs are classified in Construction.

Radio, television, and publishers' advertising representatives (SIC 7313). Establishments primarily engaged in soliciting advertising on a contract or fee basis for (nonaffiliated) newspapers, magazines, and other publications, or for radio and television stations. Advertising sales offices operated by the media are classified as auxiliaries.

For large geographic areas, data are presented for the following subdivisions of this classification:

1. Radio and television advertising representatives.
2. Publishers' advertising representatives.

Advertising, n.e.c. (SIC 7319). Establishments primarily engaged in furnishing advertising services, not elsewhere classified, such as handbill distribution, distribution of samples, and transit advertising. Establishments which provide commercial art, graphics, or other creative advertising services but do not place the advertising with the media, are classified in Industry Group 733. Establishments primarily engaged in direct mail advertising, compiling and selling mailing lists, and related services are classified in Industry 7331.

Adjustment and collection services (SIC 7322). Establishments primarily engaged in the collection or adjustment of claims other than insurance. Establishments providing insurance adjustment services are classified in Insurance, Major Group 64. Establishments providing debt counseling or adjustment services for individuals are classified in Industry 7299. Centralized charge services are classified in Finance, Major Group 61.

Credit reporting services (SIC 7323). Establishments primarily engaged in providing mercantile and consumer credit reporting services. Establishments primarily engaged in conducting personal investigations (background) and preparing reports for insurance companies and other business firms are classified in Industry 7389.

Direct mail advertising services (SIC 7331). Establishments primarily engaged in furnishing direct mail advertising services, such as creating, producing, and mailing direct mail advertising. This industry also includes establishments primarily engaged in compiling and selling mailing lists. Establishments primarily engaged in reproducing direct mail copy to order but also providing other direct mail advertising services are classified in Manufacturing if they print the copy, and in Industry 7334 if they duplicate the copy by photocopying or similar reproduction methods.

For large geographic areas, data are presented for the following subdivisions of this classification:

1. Mailing list compilers, brokers, and managers.
2. Direct mail advertising services, except mailing list services.

Photocopying and duplicating services (SIC 7334). Establishments primarily engaged in reproducing text, drawings, plans, maps, or other copy by blueprinting, photocopying, mimeographing, or other methods of duplication other than printing or microfilming. Printing, including "quick printing," is classified in Manufacturing, and microfilming is classified in Industry 7389.

For large geographic areas, data are presented for the following subdivisions of this classification:

1. Blueprinting and photocopying services.
2. Duplicating services, except printing and photocopying.

Commercial photography (SIC 7335). Establishments engaged in providing commercial photography services for advertising agencies, publishers, and other business and industrial users. Establishments engaged in still and video portrait photography are classified in Industry 7221, and those primarily engaged in mapmaking are classified in Industry 7389. Establishments primarily engaged in medical photography are classified in Industry 8099. Establishments primarily engaged in producing commercial video tape or films are classified in Industry 7812.

Commercial art and graphic design (SIC 7336). Establishments primarily engaged in providing commercial art or graphic design services for advertising agencies, publishers, and other business and industrial users. Producers of still and slide films are classified here. Establishments primarily engaged in art, except commercial and medical art, are classified in Industry 8999; those engaged in medical art are classified in Industry 8099; and those providing drafting services are classified in Industry 7389.

For large geographic areas, data are presented for the following subdivisions of this classification:

1. Commercial art.
2. Graphic arts and related design.

Secretarial and court reporting services (SIC 7338). Establishments primarily engaged in furnishing secretarial, typing, word processing, resume writing, and court reporting services.

Disinfecting and pest control services (SIC 7342). Establishments primarily engaged in providing disinfection and termite, insect, rodent, and other pest control generally in dwellings or other buildings. Establishments primarily engaged in pest control for lawns or agricultural production are classified in Agriculture.

Building cleaning and maintenance services, n.e.c. (SIC 7349). Establishments primarily engaged in furnishing building cleaning and maintenance services, not elsewhere classified, such as window cleaning, janitorial services, floor waxing, and office cleaning. General contractors and special trade contractors primarily engaged in building repair work, cleaning building exteriors by sand or steam blasting, or cleaning up after construction are classified in Construction.

Medical equipment rental and leasing (SIC 7352). Establishments primarily engaged in renting or leasing (except finance leasing) medical equipment. These establishments may also sell medical supplies, but establishments primarily engaged in selling medical supplies are classified in Wholesale or Retail Trade. Establishments primarily engaged in finance leasing are classified in Finance, Industry 6159.

Heavy construction equipment rental and leasing (SIC 7353). Establishments primarily engaged in renting or leasing (except finance leasing) heavy construction equipment, with or without operators. Establishments primarily engaged in finance leasing are classified in Finance, Industry 6159.

For large geographic areas, data are presented for the following subdivisions of this classification:

1. Rental and leasing of heavy construction equipment without operators.
2. Rental and leasing of heavy construction equipment with operators.

Equipment rental and leasing, n.e.c. (SIC 7359). Establishments primarily engaged in renting or leasing (except finance leasing) equipment, not elsewhere classified, such as tools, furniture, industrial equipment (except heavy construction), televisions, appliances, party supplies, etc. Establishments primarily engaged in finance leasing are classified in Finance, Industry 6159.

Establishments renting or leasing automobiles and trucks without drivers are classified in Industry Group 751; those renting with drivers, in Transportation. Establishments renting (or leasing) medical equipment are classified in Industry 7352; video tapes and cassettes, in Industry 7841; amusement and recreation items, such as bicycles, beach chairs, etc., in Industry 7999; personal items, such as formal wear, lockers (other than refrigerated), and pillows, in Industry 7299; commercial boats, in Water Transportation, Major Group 44. Direct leasing of machinery or equipment by the manufacturer is classified in Manufacturing or Wholesale Trade. Establishments primarily leasing computer time, including time-sharing services, are classified in Industry 7374; and those renting or leasing computers or data processing equipment, in Industry 7377.

For large geographic areas, data are presented for the following subdivisions of this classification:

1. Equipment rental, except rent-to-own.
2. Equipment leasing, except finance leasing.
3. Rent-to-own.

Employment agencies (SIC 7361). Establishments primarily engaged in providing placement and employment services for employers or those seeking employment. Modeling agencies and nurses' registries are included. Theatrical employment agencies are classified in Industry 7922; motion picture casting bureaus, in Industry 7819; and establishments engaged in furnishing help to other businesses, in Industry 7363.

Help supply services (SIC 7363). Establishments primarily engaged in supplying temporary or continuing help (except agricultural) to other businesses on a contract or fee basis. The help supplied is on the payroll of the supplying establishment but is under the direct or general supervision of the business to whom the help is furnished. Establishments primarily engaged in providing placement and employment services are classified in Industry 7361. Establishments which provide both management and staff to operate a business are classified according to the type of activity of the business. Establishments primarily engaged in furnishing personnel to perform a range of services in support of the operation of other establishments are classified in Industry 8744. Farm labor supply is classified in Agriculture, Industry 0761.

For large geographic areas, data are presented for the following subdivisions of this classification:

1. Temporary help supply.
2. Employee leasing.
3. Other help supply services.

Computer programming services (SIC 7371). Establishments primarily engaged in providing custom computer programming services on a contract or fee basis. These

establishments often perform a variety of additional services, such as computer software design and analysis, modification of existing software, and training in the use of custom software. Establishments primarily engaged in the development and marketing of prepackaged software are classified in Industry 7372. Computer processing services are classified in Industry 7374.

Prepackaged software (SIC 7372). Establishments primarily engaged in designing and developing prepackaged software, including operating, utility, and applications programs. These establishments may also prepare software documentation for the user, install software for the user, and train the user in the use of the software. Establishments primarily engaged in buying and selling prepackaged software are classified in Wholesale or Retail Trade. Custom computer software services, including computer code authors, are classified in Industry 7371.

Computer integrated systems (SIC 7373). Establishments primarily engaged in developing or modifying computer software and packaging or bundling the software with hardware (computers and peripheral equipment) to create an integrated system for specific application. These establishments are involved in all phases of systems development, from design through installation. Establishments primarily engaged in buying and selling computer software and/or hardware are classified in Wholesale or Retail Trade, and establishments primarily engaged in manufacturing computers and/or peripheral equipment are classified in Manufacturing.

Computer processing and data preparation and processing services (SIC 7374). Establishments primarily engaged in providing computer processing and data preparation services. Service may consist of complete processing and preparation of reports from data supplied by the customer, or it may be specialized, such as data entry or making data processing equipment available on an hourly or time-sharing basis.

Information retrieval services (SIC 7375). Establishments primarily engaged in providing on-line information retrieval services on a contract or fee basis. The information generally involves a range of subjects and is taken from other primary sources. Establishments which collect and originate the data are classified in the industry associated with that activity.

Computer facilities management services (SIC 7376). Establishments primarily engaged in providing on-site management and operation of computer and data processing facilities on a contract or fee basis. Establishments primarily engaged in providing computer and data processing at their own facilities are classified in Industry 7374.

Computer rental and leasing (SIC 7377). Establishments primarily engaged in renting or leasing (except finance) computers and related data processing equipment on the

customers' site, whether or not also providing maintenance or support services. Establishments primarily engaged in both manufacturing and leasing computers and related data processing equipment are classified in Division D, Manufacturing, and separate establishments owned by the manufacturer and primarily engaged in leasing are classified in Wholesale Trade. Establishments primarily engaged in finance leasing of computers and related data processing equipment are classified in Finance, Industry 6159, and those primarily engaged in leasing computer time are classified in Industry 7374.

Computer maintenance and repair (SIC 7378). Establishments primarily engaged in the maintenance and repair of computers and computer peripheral equipment.

Computer related services, n.e.c. (SIC 7379). Establishments primarily engaged in providing computer related services, not elsewhere classified, such as computer consulting, disk and diskette conversion, and tape recertification.

For large geographic areas, data are presented for the following subdivisions of this classification:

1. Computer consultants.
2. Miscellaneous computer services, n.e.c.

Detective, guard, and armored car services (SIC 7381). Establishments primarily engaged in providing detective, guard, and armored car services. Fingerprint service, polygraph service, and rental of dogs for protective service are included in this classification.

For large geographic areas, data are presented for the following subdivisions of this classification:

1. Detective agencies and guard services.
2. Armored car services.

Security systems services (SIC 7382). Establishments primarily engaged in monitoring and maintaining security systems devices, such as burglar and fire alarms. These establishments may also sell, lease, and/or install the security systems which they monitor and maintain. Establishments primarily engaged in the sales and installation, or installation only, of such devices are classified in Construction, Industry 1731.

News syndicates (SIC 7383). Establishments primarily engaged in providing news, pictures, features, and news reporting services to newspapers and periodicals. Separate establishments of newspaper and periodical publishers which are engaged in gathering news are classified as auxiliaries.

Photofinishing laboratories (SIC 7384). Establishments primarily engaged in developing film and photographic prints and enlargements. Data for retail outlets (kiosks),

which are owned and operated by photofinishing laboratories for the pickup and delivery of film, are merged with data for the laboratory which owns them and are not treated as separate establishments. Establishments primarily engaged in processing motion picture and video film for the motion picture and television industries are classified in Industry 7819.

For large geographic areas, data are presented for the following subdivisions of this classification:

1. Photofinishing laboratories, except "one-hour" (mini) labs.
2. "One-hour" (mini) photofinishing.

Business services, n.e.c. (SIC 7389). Establishments primarily engaged in furnishing business services, not elsewhere classified, such as auctioneers' establishments (service only), business brokers, drafting service, independent lecture bureaus, inspection service, printing brokers, notaries public, and shop window decoration or trimming, on a commission or fee basis.

For large geographic areas, data are presented for the following subdivisions of this classification:

1. Sign painting shops. Establishments primarily engaged in making signs to individual order or in doing office door and window lettering. Establishments primarily engaged in making signs other than on a custom basis and neon sign manufacturers are classified in Manufacturing.
2. Interior designing. Establishments primarily engaged in advising clients on the selection of furniture, draperies, rugs, and other interior decorations on a commission or fee basis. Establishments providing interior designing service but primarily engaged in the sale of merchandise, are not included. Painting and papering contractors who frequently call themselves "interior decorators" are classified in Construction.
3. Telephone answering services. Establishments primarily engaged in transmitting telephone messages to their clients. Paging services are classified in Communications.
4. Water softening and conditioning services. Establishments primarily engaged in softening water by chemical treatment or other methods.
5. Packaging and labeling services. Establishments primarily engaged in packaging and labeling products, on a contract or fee basis, in packages or other containers normally intended for retail distribution. Companies primarily engaged in packing, crating, and otherwise preparing goods for shipping are classified in Transportation.
6. Trading stamp services. Establishments primarily engaged in selling trading stamps or merchandise coupons to merchants. The redemption stores of trading stamp companies are classified as auxiliary to this industry.

7. Convention and trade show services. Establishments primarily engaged in providing a variety of services to conventions and trade shows on a contract or fee basis, including decoration services, registration services, promotion, and other administrative functions.
8. Private mail centers. Establishments primarily engaged in providing mailbox rental and other postal and mailing (except advertising) services. In addition, establishments may provide typing, photocopying, and FAX services, and may sell office supplies.
9. Miscellaneous business services, n.e.c. Establishments primarily engaged in furnishing business services, not elsewhere classified.

Automotive Repair, Services, and Parking (SIC Major Group 75)

This group includes establishments primarily engaged in furnishing automotive repair, rental, leasing, parking, and other services. Similar facilities owned and operated by concerns for their own use and not available to the general public are treated as auxiliary establishments of those concerns and are not included here. Automotive repair shops operated by establishments engaged in the sale of new automobiles are classified in Retail Trade, as are those operated by gasoline service stations (where sales of merchandise (including fuel) exceed repair receipts). Automobile driving instruction is classified in Industry 8299.

Truck rental and leasing, without drivers (SIC 7513).

Establishments primarily engaged in short-term rental or extended-term leasing (with or without maintenance) of trucks, truck tractors, or semitrailers without drivers. Establishments primarily engaged in renting or leasing, except finance leasing, of industrial trucks are classified in Industry 7359; those renting or leasing trucks with drivers are classified in Transportation, Industry Group 421; and those renting or leasing heavy construction and earth moving equipment are classified in Industry 7353. Establishments primarily engaged in finance leasing are classified in Finance, Major Group 61.

For large geographic areas, data are presented for the following subdivisions of this classification:

1. Truck rental, without drivers.
2. Truck leasing, except finance leasing.

Passenger car rental (SIC 7514). Establishments primarily engaged in short-term rental of passenger cars without drivers. Data for separate automotive rental offices or concessions (e.g., airport locations) in the same metropolitan area, for which a common fleet of cars is maintained, are merged and not considered as separate establishments. Establishments primarily engaged in renting automobiles with drivers are classified in Transportation, Industry 4119.

Passenger car leasing (SIC 7515). Establishments primarily engaged in extended-term leasing of passenger cars without drivers. These establishments may or may not provide maintenance of vehicles as part of the lease contract. Establishments primarily engaged in renting automobiles with drivers are classified in Transportation, Industry 4119. Establishments primarily engaged in finance leasing are classified in Finance, Major Group 61.

Utility trailer and recreational vehicle rental (SIC 7519).

Establishments primarily engaged in daily or extended-term rental of utility trailers and recreational vehicles. Establishments primarily engaged in renting motorcycles, bicycles, golf carts, gocarts, or recreational boats are classified in Industry 7999, and those engaged in renting airplanes are classified in Industry 7359. Establishments primarily engaged in the rental of mobile homes on site are classified in Real Estate, Industry 6515.

Automobile parking (SIC 7521).

Establishments primarily engaged in the temporary parking of automobiles usually on an hourly, daily, or monthly contract or fee basis. Excluded are municipal parking lots and lots operated by establishments or institutions primarily engaged in other activities (e.g., department stores, hospitals, restaurants). Valet parking is classified in Industry 7299. Establishments primarily engaged in extended or dead storage of automobiles are classified in Transportation, Industry 4226.

For large geographic areas, data are presented for the following subdivisions of this classification:

1. Parking lots.
2. Parking structures.

Top, body, and upholstery repair shops and paint shops (SIC 7532).

Establishments primarily engaged in the repair of automotive tops, bodies, and interiors, or automotive painting and refinishing. Also included in the industry are establishments primarily engaged in customizing automobiles, trucks, and vans, except on a factory basis. Those engaged in customizing automobiles, trucks, and vans on a factory basis are classified in Manufacturing, Industry Group 371.

For large geographic areas, data are presented for the following subdivisions of this classification:

1. Top and body repair shops.
2. Paint shops.

Automotive exhaust system repair shops (SIC 7533).

Establishments primarily engaged in the installation, repair, or sale and installation of automotive exhaust systems. The sale of mufflers, tailpipes, and catalytic converters is considered to be incidental to the installation of these products.

Tire retreading and repair shops (SIC 7534).

Establishments primarily engaged in repairing and retreading automotive tires. Establishments classified here may either retread customers' tires or retread tires for sale or exchange to the user or the trade.

Automotive glass replacement shops (SIC 7536). Establishments primarily engaged in the installation, repair, or sale and installation of automotive glass. The sale of the glass is considered incidental to the replacement.

Automotive transmission repair shops (SIC 7537). Establishments primarily engaged in the installation, repair, or sale and installation of automotive transmissions. The sale of transmissions and related parts is considered incidental to transmission installation or repair.

General automotive repair shops (SIC 7538). Establishments primarily engaged in general automotive repair, such as engine repair shops (except industrial truck engines), general repair and service garages, and diesel engine repair shops. Establishments primarily engaged in specialized repair of individual engine components, not elsewhere classified, are classified in Industry 7539. Establishments primarily engaged in repair of motorcycles are classified in Industry 7699.

For large geographic areas, data are presented for the following subdivisions of this classification:

1. General automotive repair shops, except diesel.
2. Diesel repair shops.

Automotive repair shops, n.e.c. (SIC 7539). Establishments primarily engaged in specialized automotive repair, not elsewhere classified, such as fuel service (carburetor repair), brake relining, front-end and wheel alignment, and radiator repair. Establishments primarily engaged in automotive welding are classified in Industry 7692.

For large geographic areas, data are presented for the following subdivisions of this classification:

1. Radiator repair.
2. Brake, front end, and wheel alignment.
3. Carburetor repair shops.
4. Automotive electrical repair shops.
5. Other automotive repair shops, n.e.c. Establishments primarily engaged in specialized automotive repairs, not elsewhere classified, such as frame repair, piston ring service and repair, speedometer repair, and heater and air-conditioning repair.

Carwashes (SIC 7542). Establishments primarily engaged in washing, waxing, and polishing motor vehicles or furnishing facilities for the self-service washing of motor vehicles.

Automotive services, except repair and carwashes (SIC 7549). Establishments primarily engaged in furnishing automotive services, except repair and carwashes, such as lubricating service, towing service, diagnostic service, undercoating service, and inspection service.

For large geographic areas, data are presented for the following subdivisions of this classification:

1. Lubrication shops.
2. Towing services.
3. Other automotive services, n.e.c.

Miscellaneous Repair Services (SIC Major Group 76)

This group includes establishments primarily engaged in miscellaneous repair services, not elsewhere classified. Repair departments of retail dealers or manufacturers are not included unless operated as separate establishments and reported as such. This group does not include some repair services of which the more important are: repair to structures (classified in Construction); garment and shoe repair (classified in Major Group 72); automotive repair services (classified in Major Group 75); electronic computer and computer peripheral equipment repair services (classified in Industry 7378); ship and boat repair (classified in Manufacturing); and railroad repair (classified in Manufacturing).

Radio and television repair shops (SIC 7622). Establishments primarily engaged in repairing radios, televisions, phonographs, stereo equipment, and tape recorders. Also included are establishments engaged in installing and repairing television, amateur, and citizens' band antennas, and those engaged in installing and servicing similar equipment in homes, offices, boats, automobiles, or other vehicles. Establishments primarily engaged in installation, repair, or maintenance of radio and television broadcast transmitting antennas and towers are classified in Construction. Repair departments of radio and television dealers are not included here unless operated and reported as separate establishments.

Refrigeration and air-conditioning service and repair shops (SIC 7623). Establishments primarily engaged in servicing and repairing household and commercial electrical refrigerators and air-conditioning and refrigeration equipment. Establishments primarily engaged in servicing and repairing gas refrigeration equipment are classified in Industry 7699, and those repairing automotive air-conditioning equipment are classified in Industry 7539. Establishments primarily engaged in installing refrigeration and air-conditioning systems are classified in Construction.

Electrical and electronic repair shops, n.e.c. (SIC 7629). Establishments primarily engaged in servicing and repairing electrical and electronic equipment, not elsewhere classified, such as electrical household appliances (washing machines, vacuum cleaners, irons, toasters, etc.) and electrical and electronic industrial equipment. Electrical contractors and electrical shops engaged primarily in house wiring are included in Construction, Industry 1731. The repair of electric motors is classified in Industry 7694. Repair of electronic computers and computer peripheral equipment is classified in Industry 7378.

Watch, clock, and jewelry repair (SIC 763). Establishments primarily engaged in the repair of watches, clocks, or jewelry. Establishments primarily engaged in assembling watches from purchased parts are classified in Manufacturing, Industry 3873.

Reupholstery and furniture repair (SIC 764). Establishments primarily engaged in furniture reupholstery and repair. Establishments primarily engaged in selling upholstery materials, making slipcovers and draperies to order, or in upholstering new frames to individual order are classified in Retail Trade, as are establishments making furniture and cabinets on a custom basis.

Welding repair (SIC 7692). Establishments primarily engaged in repair work by welding, including automotive welding. Welding in connection with the manufacture of a product is classified in Manufacturing. Welding contractors doing welding work at construction sites are classified in Construction, Industry 1799.

Armature rewinding shops (SIC 7694). Establishments primarily engaged in rewinding armatures and rebuilding or repairing electric motors. Establishments classified here may either repair customers' equipment or repair their own equipment for sale or exchange to users or to the trade. Establishments primarily engaged in the repair of electrical appliances are classified in Industry 7629.

Repair shops and related services, n.e.c. (SIC 7699). Establishments primarily engaged in specialized repair services, not elsewhere classified, such as farm machinery and equipment repair; lawnmower, saw, knife, and tool sharpening and repair; bicycle repair; lock and gun repair; musical instrument repair; and the repair of typewriters. Repair services which involve primarily electrical or electronic equipment or components are classified in Industry 7629; however, primarily mechanical repair of electrically powered equipment, such as electric sewing machine repair, is included here.

For large geographic areas, data are presented for the following subdivisions of this classification:

1. Farm machinery and equipment repair.
2. Lawnmower and other small gasoline engine repair. Establishments primarily engaged in saw, knife, and tool sharpening are also included here.
3. Sewer and septic tank cleaning services. Establishments primarily engaged in cleaning or repairing sewers and septic tanks. Establishments which install septic tanks are classified in Construction.
4. Other repair and related services, n.e.c. Establishments primarily engaged in specialized repair services, not elsewhere classified, such as aircraft flight instrument repair (except electrical), blacksmith shops, bicycle repair, boiler repair, photographic equipment repair,

dental instrument repair, furnace and chimney cleaning, gunsmith shops, key duplicating shops, motorcycle repair, musical instrument tuning and repair, taxidermists, typewriter repair, umbrella repair, and venetian blind repair.

Motion Pictures (SIC Major Group 78)

This group includes establishments producing and distributing motion pictures, exhibiting motion pictures in commercially operated theaters, and furnishing services to the motion picture industry. The term "motion pictures" includes similar productions for television or other media using film, tape, or other means.

Motion picture and video tape production (SIC 7812). Establishments primarily engaged in the production of theatrical and nontheatrical motion pictures and video tapes for exhibition or sale. Establishments engaged in both production and distribution of motion pictures are included here, as well as those engaged in the production of educational, industrial, and religious films. Establishments primarily engaged in motion picture and video tape reproduction are classified in Industry 7819.

For large geographic areas, data are presented for the following subdivisions of this classification:

1. Motion picture production, except for television.
2. Motion picture and tape production for television.

Services allied to motion picture production (SIC 7819). Establishments primarily engaged in performing auxiliary services to motion picture production, such as motion picture film processing, editing, and titling. Also included are casting bureaus, wardrobe and studio property rental, rental and repair of cameras and other motion picture equipment, stock footage film libraries, and television tape services (editing, transfers, etc.).

Motion picture and video tape distribution (SIC 7822). Establishments primarily engaged in the distribution (rental or sale) of theatrical and nontheatrical motion picture films or in the distribution of video tapes and disks, except to the general public. Establishments engaged in both distribution and production are classified in Industry 7812. Establishments primarily engaged in renting video tapes and disks to the general public are classified in Industry 7841, and those engaged in the sale of video tape and disks to individuals for personal or household use are classified in Retail Trade, Industry 5735.

For large geographic areas, data are presented for the following subdivisions of this classification:

1. Motion picture film exchanges.
2. Film and tape distribution for television.
3. Video tape wholesalers.

Services allied to motion picture distribution (SIC 7829). Establishments primarily engaged in performing auxiliary services to motion picture distribution, such as film delivery service, film purchasing and booking agencies, and film libraries.

Motion picture theaters, except drive-in (SIC 7832). Commercially operated theaters primarily engaged in the indoor exhibition of motion pictures.

Drive-in motion picture theaters (SIC 7833). Commercially operated theaters, commonly known as drive-in theaters, primarily engaged in the outdoor exhibition of motion pictures.

Video tape rental (SIC 7841). Establishments primarily engaged in renting recorded video tapes and disks to the general public for personal or household use. Establishments primarily engaged in renting video recorders and players are classified in Industry 7359. Establishments primarily engaged in selling recorded video tapes and disks to the general public are classified in Retail Trade, Industry 5735, and those engaged in the wholesale distribution of recorded video tapes and disks are classified in Industry 7822.

Amusement and Recreation Services, Except Motion Pictures (SIC Major Group 79)

This group includes establishments primarily engaged in providing amusement, recreation, or entertainment services, not elsewhere classified. Gambling businesses, where legal, are also included in this Major Group; however, combined gambling and lodging facilities with 25 guestrooms or more are classified in Industry 7011. Establishments primarily engaged in operating museums, art galleries, arboreta, and botanical and zoological gardens are classified in Major Group 84.

Dance studios, schools, and halls (SIC 791). Establishments primarily engaged in operating public dance halls or ballrooms, dance studios, and dance schools. Establishments primarily engaged in renting facilities used as dance halls or ballrooms are classified in Real Estate, Industry 6512.

Theatrical producers (except motion picture) and miscellaneous theatrical services (SIC 7922). Establishments primarily engaged in providing live theatrical presentations, such as road companies and summer theaters. This industry also includes services allied with theatrical presentations, such as casting agencies; booking agencies for plays, artists, and concerts; scenery, lighting, and other equipment services; and theatrical ticket agencies. Also included in this industry are producers of live and taped radio programs and commercials and producers of live television programs.

For large geographic areas, data are presented for the following subdivisions of this classification:

1. Producers of live theatrical productions. Stock or repertory companies, whether or not operating their own theaters, are included here. Establishments primarily engaged in producing shows for dinner theaters but not operating the food service are also included here. Dinner theaters operating food service are classified in Retail Trade, Industry 5812.
2. Producers of radio and television shows, except tape producers. Establishments primarily engaged in producing shows for live presentation on radio and television. Producers of motion picture and television tape are classified in Industry 7812 and producers of radio tape in the subgroup Other theatrical services.
3. Artists' and entertainers' managers or agents, concert bureaus, and booking agents.
4. Other theatrical services. Establishments engaged in theatrical services, not elsewhere classified, such as ticket agencies; theatrical, television, and radio employment agencies; theatrical equipment rental and design; and lighting. Radio show tape producers are included here.

Bands, orchestras, actors, and other entertainers and entertainment groups (SIC 7929). Establishments primarily engaged in providing entertainment other than live theatrical presentations. These establishments include bands, orchestras, and entertainers.

For large geographic areas, data are presented for the following subdivisions of this classification:

1. Dance groups and artists.
2. Symphony orchestras, opera companies, and chamber music organizations.
3. Other music groups and artists. Dance and stage bands, orchestras (except symphony or chamber), combos, quintets, soloists, and similar musical organizations, groups, and artists.
4. Other entertainers and entertainment groups. Entertainers other than dance bands, symphony orchestras, dance groups, or similar musical and dance organizations.

Bowling centers (SIC 7933). Establishments primarily engaged in providing facilities for bowling.

Professional sports clubs and promoters (SIC 7941). Operators and promoters of professional and semiprofessional athletic clubs, promoters of athletic events, and managers of individual professional athletes. Receipts from radio or television broadcasts, from sales of players, from concession operators, and from noncustomer sources are not included in the total receipts for the activities

classified here. Establishments primarily engaged in renting stadiums and athletic fields to sports promoters and clubs are classified in Real Estate, Industry Group 651.

For large geographic areas, data are presented for the following subdivisions of this classification:

1. Baseball clubs.
2. Football clubs.
3. Other professional sports clubs.
4. Managers and promoters.

Racing, including track operation (SIC 7948). Promoters and participants in racing activities, including racetrack operators, operators of racing stables, jockeys, racehorse trainers, and race car owners and operators. Establishments which own racetracks but do not engage in promotion of racing events, are classified in Real Estate, Industry Group 651. Stables and kennels primarily engaged in breeding or boarding horses and dogs are classified in Agriculture, Industry 0752.

For large geographic areas, data are presented for the following subdivisions of this classification:

1. Auto racetrack operation.
2. Horse racetrack operation.
3. Dog racetrack operation.
4. Racing stables and racing, n.e.c.

Physical fitness facilities (SIC 7991). Establishments primarily engaged in operating reducing and other health clubs, spas, and similar facilities featuring exercise and other active physical fitness conditioning, whether or not on a membership basis. Establishments providing aerobic dance and exercise classes are also included here. Sports and recreation clubs are classified in Industry 7997 if operated on a membership basis, and in Industry 7992 or 7999 if open to the general public. Health resorts and spas providing lodging are classified in Major Group 70. Establishments that promote physical fitness through diet control are classified in Industry 7299.

For large geographic areas, data are presented for the following subdivisions of this classification:

1. Physical fitness centers, except gymnasiums and athletic clubs.
2. Gymnasiums and athletic clubs.

Public golf courses (SIC 7992). Privately operated establishments primarily engaged in the operation of golf courses open to the general public on a fee basis. Municipally owned and operated golf courses are not included. Membership golf and country clubs are classified in Industry 7997. Miniature golf courses and golf driving ranges are classified in Industry 7999.

Coin-operated amusement devices (SIC 7993). Establishments primarily engaged in operating coin-operated amusement devices either in their own or in other places of business. Such amusement devices include juke boxes, pinball machines, mechanical games, video games, slot machines (where legal), and similar types of amusement equipment. The amusement devices may also be operated by bills. Amusement arcades and parlors are also included. Establishments primarily engaged in rental of such devices are classified in Industry 7359.

Amusement parks (SIC 7996). Establishments known as amusement parks, theme parks, kiddie parks, etc., which group together a number of attractions, such as mechanical rides, amusement devices, refreshment stands, and picnic grounds. Individual ride operators or concessionaires operating within the park are classified in Industry 7999, as are carnivals operating without a fixed exhibition site. Owners of the park grounds (who do not operate the amusement parks) are classified in Real Estate, Industry Group 651.

Membership sports and recreation clubs (SIC 7997). Sports and recreation clubs which maintain facilities for use only by members and their guests, such as country, golf, tennis, yacht, and swimming clubs. Such establishments are classified here regardless of the proportion of receipts derived from food or liquor sales. Membership organizations engaged in civic, social, or fraternal activities are classified in Industry 864. Physical fitness facilities are classified in Industry 7991.

Amusement and recreation services, n.e.c. (SIC 7999). Establishments primarily engaged in the operation of sports, amusement, and recreation services, not elsewhere classified, such as bathing beaches, swimming pools, and riding academies and schools. Membership sports and recreation clubs not open to the general public are classified in Industry 7997.

For large geographic areas, data are presented for the following subdivisions of this classification:

1. Concession operators of amusement devices and rides. Concession operators of mechanical rides or of amusement devices in amusement parks, carnivals, circuses, or fairs; or operators of independently operated rides or devices of this type.
2. Carnivals and circuses. Establishments operating a group of amusement, service, and/or retail units, generally known as carnivals, which do not have any fixed exhibition site; or companies engaged in the operation of circuses having acrobatic and animal shows and individual circus acts. Side shows are included here. Individual performers in circuses are classified in Other entertainers and entertainment groups, a subgroup of Industry 7929.
3. Fairs. Establishments primarily engaged in arranging and operating the exhibitions and related activities

usually associated with county, State, or similar fairs. Carnivals and side shows which are part of the fairs but which are independently owned and operated are included in the subgroup Carnivals and circuses. Other independently owned and operated amusement device and ride concessions are included in the subgroup Concession operators of amusement devices and rides.

4. Roller skating rinks.
5. Ice skating rinks.
6. Other amusement and recreation services, n.e.c. Establishments primarily engaged in the commercial operation of sports, amusement, and recreation services, not elsewhere classified. Included are establishments engaged in instruction of sports or recreational activities, such as baseball, bridge, golf, judo, karate, skiing, swimming, and tennis. Also included are establishments renting articles for amusement and recreation, such as beach chairs and accessories, bicycles, golf carts, small boats and canoes, and saddle horses.

Other establishments in this classification include commercially operated bathing beaches, gambling establishments (where legal), golf driving ranges, miniature golf courses, riding academies and stables, shooting galleries, slot-car tracks, ski lifts, day camps, and establishments engaged in the commercial operation of swimming pools open to the general public for a fee. Municipally operated golf courses and swimming pools are excluded from this census. Privately owned tourist attractions, such as natural wonders or manmade exhibits, are included here. Museums, art galleries, and botanical and zoological gardens are included in Major Group 84.

Health Services (SIC Major Group 80)

This group includes establishments primarily engaged in furnishing medical, surgical, and other health services to persons. Associations or groups, such as Health Maintenance Organizations (HMO's), primarily engaged in providing medical or other health services to members are included but those which only provide insurance covering hospitalization or medical costs are classified in Insurance, Major Group 63. Hospices providing medical services are also included in this Major Group and are classified according to the primary service provided. Health care facilities were primarily coded based on self-designation. Where multiple levels of care were indicated but were not apparently separate operations, the facility was generally classified based on the highest level of care provided. Veterinarians are classified in Agriculture, Industry Group 074.

Offices and clinics of doctors of medicine (SIC 801). Establishments of licensed practitioners having the degree of M.D. and engaged in the practice of general or specialized medicine and surgery. General medical clinics (staffed by licensed practitioners having M.D. degree) are also classified here.

Associations of physicians formed solely for sharing expenses (including payroll) are also included here. Receipts are not applicable for these associations since their operations are funded by reimbursements from member firms, and these funds are not considered operating receipts for medical services provided. However, their payroll and employment data are included in statistics presented for this category.

For large geographic areas, data are presented for the following subdivisions of this classification:

1. Offices of doctors of medicine. Includes offices as well as group clinics owned and operated by physicians for the purpose of carrying on their profession.
2. General medical clinics. Includes clinics not owned and operated by physicians associated for the purpose of carrying on their profession.

Offices and clinics of dentists (SIC 802). Establishments of licensed practitioners having the degree of D.D.S. (or D.D. Sc.) or D.M.D. and engaged in the practice of general or specialized dentistry, including dental surgery. Dental clinics are also classified here.

For large geographic areas, data are presented for the following subdivisions of this classification:

1. Offices of dentists. Includes offices as well as group clinics owned and operated by dentists associated for the purpose of carrying on their profession.
2. Dental clinics. Includes clinics not owned and operated by dentists associated for the purpose of carrying on their profession.

Offices and clinics of doctors of osteopathy (SIC 803). Establishments of licensed practitioners having the degree of D.O. and engaged in the practice of general or specialized osteopathic medicine and surgery.

For large geographic areas, data are presented for the following subdivisions of this classification:

1. Offices of osteopathic physicians.
2. Osteopathic clinics.

Offices and clinics of chiropractors (SIC 8041). Establishments of licensed practitioners having the degree of D.C. and engaged in the practice of chiropractic medicine.

Offices and clinics of optometrists (SIC 8042). Establishments of licensed practitioners having the degree of O.D. and engaged in the practice of optometry. Establishments where receipts are primarily from the sale of optical goods prescribed as a result of eye examinations performed at another establishment are classified in Retail Trade, Industry 5999.

Offices and clinics of podiatrists (SIC 8043). Establishments of licensed practitioners having the degree of D.P. and engaged in the practice of podiatry.

Offices and clinics of health practitioners, n.e.c. (SIC 8049). Establishments of health practitioners engaged in practice in health fields, not elsewhere classified, such as acupuncturists, midwives, nutritionists, physical and occupational therapists, and psychologists.

Skilled nursing care facilities (SIC 8051). Establishments primarily engaged in providing inpatient nursing and rehabilitative services to patients who require continuous health care but not hospital services. Care must be ordered by and under the direction of a physician. The staff must include a licensed nurse on duty continuously with a minimum of one full-time registered nurse on duty during each day shift. Included are establishments certified to deliver skilled nursing care under the Medicare and Medicaid programs.

Intermediate care facilities (SIC 8052). Establishments primarily engaged in providing inpatient nursing and rehabilitative services but not on a continuous basis. Staffing must include 24-hour per day personnel with a licensed nurse on duty full-time during each day shift. At least once a week, consultation with a registered nurse on the delivery of care is required. Included are facilities certified to deliver intermediate care under the Medicaid program.

Nursing and personal care facilities, n.e.c. (SIC 8059). Establishments primarily engaged in providing some nursing and/or health-related care to patients who do not require the degree of care and treatment that a skilled or intermediate care facility is designed to provide. Included are rest homes, convalescent homes, and other institutions where health care is a major element. Residential facilities, such as homes for the retarded and the elderly which provide personal care but where health care is incidental, are classified in Industry 8361.

General medical and surgical hospitals (SIC 8062). Establishments primarily engaged in providing general medical and surgical services and other hospital services. Specialty hospitals are classified in Industries 8063 and 8069.

Psychiatric hospitals (SIC 8063). Establishments primarily engaged in providing diagnostic medical services and inpatient treatment for the mentally ill. Establishments known as hospitals and primarily engaged in providing health care for the mentally retarded are classified in Industry 8051.

Specialty hospitals, except psychiatric (SIC 8069). Establishments primarily engaged in providing diagnostic services, treatment, and other hospital services for specialized categories of patients, except for the mentally ill.

Medical laboratories (SIC 8071). Establishments primarily engaged in providing professional analytic or diagnostic services to the medical profession or to the patient as

prescribed by a physician. Laboratories engaged in the manufacture of medical or pharmaceutical products are classified in Manufacturing. Laboratories engaged in commercial medical research are classified in Industry 8731, and those engaged in noncommercial medical research are classified in Industry 8733.

Dental laboratories (SIC 8072). Establishments primarily engaged in making dentures, artificial teeth, and orthodontic appliances to order for the dental profession. The manufacture of teeth other than to order is classified in Manufacturing. Establishments providing dental X-ray laboratory services are classified in Industry 8071.

Home health care services (SIC 8082). Establishments primarily engaged in providing skilled nursing or medical care in the home under supervision of a medical doctor. Establishments of registered or practical nurses engaged in the independent practice of their profession are classified in Industry 8049, and nurses' registries are classified in Industry 7361. Establishments primarily engaged in selling health care products for personal or household consumption are classified in Retail Trade, and those engaged in renting or leasing products for health care are classified in Industry 7352.

Kidney dialysis centers (SIC 8092). Establishments primarily engaged in providing kidney or renal dialysis services.

Specialty outpatient facilities, n.e.c. (SIC 8093). Establishments primarily engaged in outpatient care of a specialized nature, such as alcohol and drug treatment, birth control/family planning, etc., with permanent facilities and with medical staff to provide diagnosis, treatment, or both for patients who are ambulatory but do not require inpatient care.

Health and allied services, n.e.c. (SIC 8099). Establishments primarily engaged in providing health and allied services, n.e.c., such as blood banks, blood donor stations, childbirth preparation classes, medical photography and art, and oxygen tent services. Establishments of registered or practical nurses in independent practice are classified in Industry 8049. Ambulance services are classified in Transportation, Industry 4119.

Legal Services (SIC Major Group 81)

This group includes establishments which are headed by members of the bar and are engaged in offering legal advice or legal services. Nonprofit legal services (including legal aid societies) are classified here. Associations of lawyers formed solely for the sharing of expenses (including payroll) and not for the purpose of jointly practicing their profession are also included. Receipts are not applicable for these associations since their operations are funded by reimbursements from member firms, and these

funds are not considered operating receipts for legal services provided. However, their payroll and employment data are included in statistics presented for this category.

Selected Educational Services (SIC's 823, 824, 829)

This group includes libraries as well as establishments furnishing formal courses through correspondence, commercial, and trade schools. Elementary and secondary schools (Industry 8211); colleges, universities, and professional schools (Industry 8221); and junior colleges and technical institutes (Industry 8222) are out of scope of the census.

Libraries (SIC 823). Establishments primarily engaged in providing library services, including the circulation of books and other materials for reading, study, and reference.

Data processing schools (SIC 8243). Establishments primarily engaged in offering training in data processing (including data keying), computer programming, and in computer and peripheral equipment operation, maintenance, and repair.

Business and secretarial schools (SIC 8244). Establishments primarily engaged in offering courses in business machine operation, office procedures, and secretarial and stenographic skills.

Vocational schools, n.e.c. (SIC 8249). Establishments primarily engaged in offering specialized vocational courses, not elsewhere classified but not academic training. This industry includes apprentice training, aviation schools, commercial art schools, and practical nursing schools. Schools for the instruction of beauticians are classified in Industry 7231, and barber schools are classified in Industry 7241. Establishments primarily engaged in offering educational courses by mail are included here.

Schools and educational services, n.e.c. (SIC 829). Establishments primarily engaged in offering specialized educational courses and services, not elsewhere classified, such as music schools, drama schools, language schools, student exchange programs, and civil service and other short-term examination preparatory schools. Vocational counseling (excluding rehabilitation) is also included here. Educational testing is included in Industry 8748. Establishments primarily engaged in operating dance schools are classified in Industry 7911; those providing rehabilitation counseling are classified in Industry 8331; and those providing sports instruction in Industry 7999.

Social Services (SIC Major Group 83)

This group includes establishments providing social services and rehabilitation services to those persons with social or personal problems requiring special services and to the physically challenged and the disadvantaged. Also

included are organizations soliciting funds to be used directly for these and related services, as well as community development and planning agencies. Government offices involved with the delivery of such services are out of scope of the census.

Individual and family social services (SIC 832). Establishments primarily engaged in providing one or more of a variety of individual and family social, counseling, welfare, or referral services, including refugee, disaster, and temporary relief services.

Job training and vocational rehabilitation services (SIC 833). Establishments primarily engaged in providing training, work experience, and vocational rehabilitation services for the unemployed, the underemployed, the physically challenged, and to persons who have a job market disadvantage because of lack of education or experience, skill obsolescence, or personal characteristics or problems. Included are upgrading and job development services, skill training, world-of-work orientation, and vocational rehabilitation counseling. Union apprentice training schools are classified in Industry 8249.

Child day care services (SIC 835). Establishments primarily engaged in care of infants or children, or in providing prekindergarten education, where medical care or delinquency correction is not a major element. These establishments may or may not have substantial educational programs and may care for older children when they are not in school. Establishments providing babysitting services are classified in Industry 7299. Head start centers operating in conjunction with elementary schools are classified in Industry 8211.

Residential care (SIC 836). Establishments primarily engaged in the provision of residential social and personal care for children, the elderly, and special categories of persons with some limits on ability for self-care but where medical care is not a major element. Included here are group foster homes; halfway group homes; homes for the retarded, the elderly, the deaf, and the blind; juvenile correctional homes; rehabilitation (residential) centers; and children's boarding homes. Boarding schools providing elementary and secondary education are classified in Industry 8211.

Social services, n.e.c. (SIC 839). Establishments primarily engaged in providing social services, not elsewhere classified, including community improvement, social change, and neighborhood development. Also included are organizations primarily engaged in soliciting contributions on their own account and administering appropriations and allocating funds among other agencies engaged in social welfare services; establishments primarily engaged in the prevention of criminal or antisocial behavior; and regional social service planning agencies. Establishments which raise funds on a contract basis are classified in Industry 7389. Civic, social, fraternal, and political organizations are included

in Major Group 86. Industrial development consulting and planning is classified in Industry 8748. Philanthropic trusts and foundations which are not actually engaged in providing social welfare services are classified in Finance, Industry 6732.

Museums, Art Galleries, and Botanical and Zoological Gardens (SIC Major Group 84)

This major group includes commercial and noncommercial museums, art galleries, arboreta, and botanical and zoological gardens.

Museums and art galleries (SIC 8412). Establishments primarily engaged in the commercial or noncommercial operation of museums and art galleries. Historical, cultural, and educational societies whose functions are primarily providing attractions for the public are included here. Art galleries or art dealers primarily selling to the general public are classified in Retail Trade, Industry 5999.

Arboreta and botanical or zoological gardens (SIC 8422). Establishments primarily engaged in the commercial or noncommercial operation of arboreta and botanical and zoological gardens.

Selected Membership Organizations (SIC's 861, 862, 864, 869)

This group includes organizations operating on a membership basis for the promotion of the interests of their members. Also included are organizations which are not operated on a membership basis but which promote the interests of a constituency or group of supporters. This group does not include business establishments operated by membership organizations, such as hotels open to the general public, golf and country clubs, fraternity and sorority houses, and credit unions. Such establishments are classified according to their primary activity.

Establishments of religious organizations operated for worship or for promotion of religious activities, such as churches, convents, and religious schools and missions, are classified in Industry 8661 and are out of scope of the census. Also excluded are Labor unions and similar labor organizations (Industry 8631) and Political organizations (Industry 8651).

Business associations (SIC 861). Membership organizations engaged in promoting business interests of their members, such as better business bureaus, boards of trade, chambers of commerce, industrial standards committees, merchants' associations, real estate boards, and trade associations. Membership organizations formed to carry out a specific business function, such as common marketing of crops or joint advertising, are classified according to the function performed.

Professional membership organizations (SIC 862). Membership organizations of professional persons formed for the advancement of the interests of their profession, such as bar associations, engineering associations, and scientific membership organizations.

Civic, social, and fraternal associations (SIC 864).

Membership organizations engaged in civic, social, or fraternal activities, such as alumni associations, citizens' associations, fraternities, scout organizations, singing societies, university clubs, veterans' organizations, youth associations, and consumer education and public advocacy groups (except organizations primarily engaged in research). Bars and restaurants owned and operated by organizations for use by members and guests only are also classified here. Hotels and lodging houses operated by organizations for use by members and their guests only, including fraternity and sorority houses, are classified in Industry 7041. Membership sports and recreation clubs are classified in Industry 7997. Homeowner, tenant, and condominium associations primarily engaged in managing real estate are classified in Real Estate, Industry 6531.

Membership organizations, n.e.c. (SIC 869). Membership organizations, not elsewhere classified, such as athletic regulatory associations, automobile owners' associations, farm bureaus, historical clubs, and humane societies.

Engineering, Accounting, Research, Management, and Related Services (SIC Major Group 87)

This group includes establishments primarily engaged in providing engineering, architectural, and surveying services; accounting, auditing, and bookkeeping services; research, development, and testing services; and management and public relations services.

Engineering services (SIC 8711). Establishments primarily engaged in providing professional engineering services. Establishments primarily providing and supervising their own engineering staff on temporary contract to other firms are included here. Establishments providing engineering but not supervisory, personnel are classified in Industry 7363. Photogrammetric engineering services are classified in Industry 8713.

Architectural services (SIC 8712). Establishments primarily engaged in providing professional architectural services. Landscape architectural services are classified in Agriculture, Industry 0781. Establishments primarily engaged in providing graphic arts and related design services are classified in Industry 7336, and those providing drafting services are classified in Industry 7389.

Surveying services (SIC 8713). Establishments primarily engaged in providing professional land, water, and aerial surveying services.

Accounting, auditing, and bookkeeping services (SIC 8721). Establishments primarily engaged in furnishing accounting, bookkeeping, and related auditing services. These establishments may use data processing and tabulating techniques as part of providing their services. However,

establishments primarily engaged in providing data processing and tabulating services are classified in Industry 7374. Establishments providing income tax return preparation services, without also furnishing accounting, auditing, or bookkeeping services, are classified in Industry 7291.

Commercial physical and biological research (SIC 8731).

Establishments primarily engaged in physical and biological research and development on a contract or fee basis. Noncommercial research establishments (funded by endowments, grants, or contributions) are classified in Industry 8733. Separate establishments of aircraft, guided missile, or spacecraft manufacturers primarily engaged in research and development on these products are classified in Manufacturing, Major Group 37.

For large geographic areas, data are presented for the following subdivisions of this classification:

1. Commercial physical research.
2. Commercial medical and biological research.

Commercial economic, sociological, and educational research (SIC 8732).

Establishments primarily engaged in performing business, marketing, opinion, and other economic, sociological, and educational research on a contract or fee basis. Noncommercial research establishments (funded by endowments, grants, or contributions) are classified in Industry 8733.

Noncommercial research organizations (SIC 8733). Establishments primarily engaged in performing research into and dissemination of information for public health, education, or general welfare. These establishments primarily operate on funds from endowments, contributions, and grants. Establishments which fund such research, although the actual research may be contracted out to other establishments, are also classified here.

Testing laboratories (SIC 8734). Establishments primarily engaged in providing testing services. Establishments performing clinical laboratory testing for the medical profession are classified in Industry 8071.

Management services (SIC 8741). Establishments primarily engaged in furnishing general or specialized management services on a day to day basis and on a contract or fee basis. Establishments classified here do not provide operating staff. Management and operation of a business, where operating staff as well as management is provided, is classified according to the activity of the establishment managed. Construction management services are classified here.

Management consulting services (SIC 8742). Establishments primarily engaged in furnishing operating counsel and assistance to managements of private, nonprofit, and public organizations. These establishments generally perform a variety of activities, such as strategic and organizational planning; financial planning and budgeting; marketing objectives and policies planning; information systems

planning, evaluation, and selection; human resources policies and practices planning; and production scheduling and control planning.

Public relations services (SIC 8743). Establishments primarily engaged in the preparation of materials, written or spoken, which are designed to promote the interests of their clients by attempting to influence the general public or other groups.

Facilities support management services (SIC 8744).

Establishments primarily engaged in furnishing personnel to perform a range of services in support of the operations of other establishments, or those engaged in providing a number of different continuing services, on a contract or fee basis, within other establishments. Establishments which provide management and staff to operate a business are classified according to the type of activity of the business. Establishments primarily providing one specialized service are classified in the specialized industry. Establishments primarily supplying temporary or continuing help (except agricultural) are classified in Industry 7363. Establishments which provide management services only (except agricultural) are classified in Industry 8741. Computer facilities management is classified in Industry 7376.

Business consulting services, n.e.c. (SIC 8748). Establishments primarily engaged in furnishing business consulting services, not elsewhere classified, on a contract or fee basis. Included are agricultural, economic, educational, and systems engineering consultants as well as city planners and testing services (educational or personnel).

Services, Not Elsewhere Classified (SIC Major Group 89)

Establishments primarily providing services, not elsewhere classified, such as artists (excluding commercial and medical artists), authors, scientific consultants (working on their own account), inventors, lecturers, music arrangers, newspaper columnists, radio commentators, song writers, weather forecasters, and writers.

There is evidence that among small employer establishments (for which kind-of-business information is obtained from administrative records), many service establishments are classified incorrectly in this industry because there is insufficient information to determine the correct kind-of-business classification. Therefore, the published data probably overstate the number of establishments and level of activity for this category.

For large geographic areas, data are presented for the following subdivisions of this classification:

1. Scientific and related consulting services, except environmental.
2. Environmental consulting.
3. Authors, composers, and other arts-related services.
4. Other services, n.e.c.

Appendix B. **Sample Report Form and Instructions**

The sample report form and instructions are shown on the following pages.



Appendix C.

Kind-of-Business Titles and Reporting-Form Numbers

[Listed below are service industries kind-of-business titles and their corresponding reporting-form numbers. Requests for copies of any of these forms, including the inquiries used to classify establishments by kind of business, should be directed to the Services Division, Bureau of the Census, Washington, DC 20233]

SIC code	Title	Reporting form CB-	SIC code	Title	Reporting form CB-
70	HOTELS, ROOMING HOUSES, CAMPS, AND OTHER LODGING PLACES		73	BUSINESS SERVICES—Con.	
7011 pt.	Hotels, 25 guestrooms or more	7001	7377	Computer rental and leasing	7307
7011 pt.	Hotels, less than 25 guestrooms	7001	7378	Computer maintenance and repair	7307
7011 pt.	Motels, tourist courts	7001	7379 pt.	Computer consultants	7307
7011 pt.	Motor hotels	7001	7379 pt.	Miscellaneous computer services, n.e.c.	7307
702	Rooming and boarding houses	7002	7381 pt.	Detective agencies and guard services	7308
7032	Sporting and recreational camps	7002	7381 pt.	Armored car services	7308
7033	Recreational vehicle parks and campsites	7002	7382	Security systems services	7308
704	Organization hotels and lodging houses, on membership basis.	7002	7383	News syndicates	7308
			7384 pt.	Photofinishing laboratories, except "one-hour" (mini) labs	7303
			7384 pt.	"One-hour" (mini) photofinishing	7303
72	PERSONAL SERVICES		7389 pt.	Sign painting shops	7308
7211	Power laundries, family and commercial	7201	7389 pt.	Interior designing	7308
7212	Garment pressing, and agents for laundries and drycleaners	7201	7389 pt.	Telephone answering services	7308
7213	Linen supply	7201	7389 pt.	Water softening and conditioning services	7308
7215 pt.	Coin-operated laundries and drycleaning stores	7201	7389 pt.	Packaging and labeling services	7308
7215 pt.	Coin-operated laundry routes	7201	7389 pt.	Trading stamp services	7308
7216	Drycleaning plants, except rug cleaning	7201	7389 pt.	Convention and trade show services	7308
7217	Carpet and upholstery cleaning	7201	7389 pt.	Private mail centers	7308
7218	Industrial launderers	7201	7389 pt.	Miscellaneous business services, n.e.c.	7308
7219	Laundry and garment services, n.e.c.	7201			
722	Photographic studios, portrait	7303	75	AUTOMOTIVE REPAIR, SERVICES, AND PARKING	
723	Beauty shops	7202	7513 pt.	Truck rental, without drivers	7501
724	Barber shops	7202	7513 pt.	Truck leasing, except finance leasing	7501
725	Shoe repair shops and shoeshine parlors	7202	7514	Passenger car rental	7501
726	Funeral service and crematories	7202	7515	Passenger car leasing	7501
7291	Tax return preparation services	7202	7519	Utility trailer and recreational vehicle rental	7501
7299 pt.	Massage parlors, tanning salons, and saunas	7202	7521 pt.	Parking lots	7502
7299 pt.	Diet and weight reducing services	7202	7521 pt.	Parking structures	7502
7299 pt.	Formal wear rental	7202	7532 pt.	Top and body repair shops	7503
7299 pt.	Other personal services, n.e.c.	7202	7532 pt.	Paint shops	7503
73	BUSINESS SERVICES		7533	Automotive exhaust system repair shops	7503
7311	Advertising agencies	7301	7534	Tire retreading and repair shops	7503
7312	Outdoor advertising services	7301	7536	Automotive glass replacement shops	7503
7313 pt.	Radio and television advertising representatives	7301	7537	Automotive transmission repair shops	7503
7313 pt.	Publishers' advertising representatives	7301	7538 pt.	General automotive repair shops, except diesel	7503
7319	Advertising, n.e.c.	7301	7538 pt.	Diesel repair shops	7503
7322	Adjustment and collection services	7302	7539 pt.	Radiator repair	7503
7323	Credit reporting services	7302	7539 pt.	Brake, front end, and wheel alignment	7503
7331 pt.	Mailing list compilers, brokers, and managers	7303	7539 pt.	Carburetor repair shops	7503
7331 pt.	Direct mail advertising services, except mailing list services	7303	7539 pt.	Automotive electrical repair shops	7503
7334 pt.	Blueprinting and photocopying services	7303	7539 pt.	Other automotive repair shops, n.e.c.	7503
7334 pt.	Duplicating services, except printing and photocopying	7303	7542	Carwashes	7503
7335	Commercial photography	7303	7549 pt.	Lubrication shops	7503
7336 pt.	Commercial art	7303	7549 pt.	Towing services	7503
7336 pt.	Graphic arts and related design	7303	7549 pt.	Other automotive services, n.e.c.	7503
7338	Secretarial and court reporting services	7303	76	MISCELLANEOUS REPAIR SERVICES	
7342	Disinfecting and pest control services	7304	7622	Radio and television repair shops	7600
7349	Building cleaning and maintenance services, n.e.c.	7304	7623	Refrigeration and air-conditioning service and repair shops	7600
7352	Medical equipment rental and leasing	7305	7629	Electrical and electronic repair shops, n.e.c.	7600
7353 pt.	Rental and leasing of heavy construction equipment without operators	7305	763	Watch, clock, and jewelry repair	7600
7353 pt.	Rental and leasing of heavy construction equipment with operators	7305	764	Reupholstery and furniture repair	7600
7359 pt.	Equipment rental, except rent-to-own	7305	7692	Welding repair	7600
7359 pt.	Equipment leasing, except finance leasing	7305	7694	Armature rewinding shops	7600
7359 pt.	Rent-to-own	7305	7699 pt.	Farm machinery and equipment repair	7600
7361	Employment agencies	7306	7699 pt.	Lawnmower and other small gasoline engine repair	7600
7363 pt.	Temporary help supply	7306	7699 pt.	Sewer and septic tank cleaning services	7600
7363 pt.	Employee leasing	7306	7699 pt.	Other repair and related services, n.e.c.	7600
7363 pt.	Other help supply services	7306	78	MOTION PICTURES	
7371	Computer programming services	7307	7812 pt.	Motion picture production, except for television	7801
7372	Prepackaged software	7307	7812 pt.	Motion picture and tape production for television	7801
7373	Computer integrated systems	7307	7819	Services allied to motion picture production	7801
7374	Computer processing and data preparation and processing services	7307	7822 pt.	Motion picture film exchanges	7801
7375	Information retrieval services	7307	7822 pt.	Film and tape distribution for television	7801
7376	Computer facilities management services	7307	7822 pt.	Video tape wholesalers	7801
			7829	Services allied to motion picture distribution	7801
			7832	Motion picture theaters, except drive-in	7802
			7833	Drive-in motion picture theaters	7802
			7841	Video tape rental	7803

SIC code	Title	Reporting form CB-	SIC code	Title	Reporting form CB-
79	AMUSEMENT AND RECREATION SERVICES, EXCEPT MOTION PICTURES AND MUSEUMS		81	LEGAL SERVICES	
791	Dance studios, schools, and halls	7903	81 pt.	Offices of lawyers	8100
7922 pt.	Producers of live theatrical productions	7901	81 pt.	Legal aid societies and similar legal services	8100
7922 pt.	Producers of radio and television shows, except tape producers	7901	823, 4, 9	SELECTED EDUCATIONAL SERVICES	
7922 pt.	Artists' and entertainers' managers or agents, concert bureaus, and booking agents	7901		Libraries	8200
7922 pt.	Other theatrical services	7901		Data processing schools	8200
7929 pt.	Dance groups and artists	7901		Business and secretarial schools	8200
7929 pt.	Symphony orchestras, opera companies, and chamber music organizations	7901		Vocational schools, n.e.c.	8200
7929 pt.	Other music groups and artists	7901		Schools and educational services, n.e.c.	8200
7929 pt.	Other entertainers and entertainment groups	7901			
7933	Bowling centers	7902	83	SOCIAL SERVICES	
7941 pt.	Baseball clubs	7902		Individual and family social services	8300
7941 pt.	Football clubs	7902		Job training and vocational rehabilitation services	8300
7941 pt.	Other professional sports clubs	7902		Child day care services	8300
7941 pt.	Managers and promoters	7902		Residential care	8300
7948 pt.	Auto racetrack operation	7902		Social services, n.e.c.	8300
7948 pt.	Horse racetrack operation	7902	84	MUSEUMS, ART GALLERIES, AND BOTANICAL AND ZOOLOGICAL GARDENS	
7948 pt.	Dog racetrack operation	7902		Museums and art galleries	8400
7948 pt.	Racing stables and racing, n.e.c.	7902		Arboreta and botanical or zoological gardens	8400
7991 pt.	Physical fitness centers, except gymnasiums and athletic clubs	7903			
7991 pt.	Gymnasiums and athletic clubs	7903			
7992	Public golf courses	7903			
7993	Coin-operated amusement devices	7903	8412		
7996	Amusement parks	7902	8422		
7997	Membership sports and recreation clubs	7903			
7999 pt.	Concession operators of amusement devices and rides	7903	86	SELECTED MEMBERSHIP ORGANIZATIONS	
7999 pt.	Carnivals and circuses	7903		Business associations	8600
7999 pt.	Fairs	7903		Professional membership organizations	8600
7999 pt.	Roller skating rinks	7903	861	Civic, social, and fraternal associations	8600
7999 pt.	Ice skating rinks	7903	862	Membership organizations, n.e.c.	8600
7999 pt.	Other amusement and recreation services, n.e.c.	7903	864		
			869		
80	HEALTH SERVICES		87	ENGINEERING, ACCOUNTING, RESEARCH, MANAGEMENT, AND RELATED SERVICES	
801 pt.	Offices of doctors of medicine	8001		Engineering services	8701
801 pt.	General medical clinics	8001	8711	Architectural services	8701
802 pt.	Offices of dentists	8002	8712	Surveying services	8701
802 pt.	Dental clinics	8002	8713	Accounting, auditing, and bookkeeping services	8702
803 pt.	Offices of osteopathic physicians	8001	8721	Commercial physical research	8703
			8731 pt.		
803 pt.	Osteopathic clinics	8001		Commercial medical and biological research	8703
8041	Offices and clinics of chiropractors	8001	8732	Commercial economic, sociological, and educational research	8703
8042	Offices and clinics of optometrists	8001	8733	Noncommercial research organizations	8703
8043	Offices and clinics of podiatrists	8001	8734	Testing laboratories	8703
8049	Offices and clinics of health practitioners, n.e.c.	8001	8741	Management services	8704
8051	Skilled nursing care facilities	8003	8742	Management consulting services	8704
8052	Intermediate care facilities	8003	8743	Public relations services	8704
8059	Nursing and personal care facilities, n.e.c.	8003	8744	Facilities support management services	8704
8062	General medical and surgical hospitals	8004	8748	Business consulting services, n.e.c.	8704
8063	Psychiatric hospitals	8004			
8069	Specialty hospitals, except psychiatric	8004	89	SERVICES, N.E.C.	
				Scientific and related consulting services, except environmental	8900
8071	Medical laboratories	8005		Environmental consulting	8900
8072	Dental laboratories	8005	8999 pt.	Authors, composers, and other arts-related services	8900
8082	Home health care services	8006	8999 pt.	Other services, n.e.c.	8900
8092	Kidney dialysis centers	8006			
8093	Specialty outpatient facilities, n.e.c.	8006			
8099	Health and allied services, n.e.c.	8006	8999 pt.		

Appendix D. Metropolitan Areas

(Titles and definitions shown for MSA's, CMSA's, and PMSA's are those established by the Office of Management and Budget, as of June 30, 1993)

FLORIDA

Daytona Beach, FL MSA

Flagler County, FL
Volusia County, FL

Fort Lauderdale, FL PMSA—see Miami-Fort Lauderdale, FL CMSA

Fort Myers-Cape Coral, FL MSA

Lee County, FL

Fort Pierce-Port St. Lucie, FL MSA

Martin County, FL
St. Lucie County, FL

Fort Walton Beach, FL MSA

Okaloosa County, FL

Gainesville, FL MSA

Alachua County, FL

Jacksonville, FL MSA

Clay County, FL
Duval County, FL
Nassau County, FL
St. Johns County, FL

Lakeland-Winter Haven, FL MSA

Polk County, FL

Melbourne-Titusville-Palm Bay, FL MSA

Brevard County, FL

Miami-Fort Lauderdale, FL CMSA

Fort Lauderdale, FL PMSA
Broward County, FL
Miami, FL PMSA
Dade County, FL

Miami, FL PMSA—see Miami-Fort Lauderdale, FL CMSA

Naples, FL MSA

Collier County, FL

Ocala, FL MSA

Marion County, FL

Orlando, FL MSA

Lake County, FL
Orange County, FL
Osceola County, FL
Seminole County, FL

Panama City, FL MSA

Bay County, FL

Pensacola, FL MSA

Escambia County, FL
Santa Rosa County, FL

Punta Gorda, FL MSA

Charlotte County, FL

Sarasota-Bradenton, FL MSA

Manatee County, FL
Sarasota County, FL

Tallahassee, FL MSA

Gadsden County, FL
Leon County, FL

Tampa-St. Petersburg-Clearwater, FL MSA

Hernando County, FL
Hillsborough County, FL
Pasco County, FL
Pinellas County, FL

West Palm Beach-Boca Raton, FL MSA

Palm Beach County, FL

Appendix E.

Percent of Receipts/Revenue Based on Administrative Records and Estimation for the State: 1992

Table E-1. Firms Subject to Federal Income Tax

[Includes only establishments with payroll. For meaning of abbreviations and symbols, and for more information on reliability of data, see introductory text. For explanation of terms and comparability of 1987 and 1992 censuses, see appendix A]

SIC code	Kind of business or operation	Percent of receipts —		SIC code	Kind of business or operation	Percent of receipts —	
		From administrative records ¹	Estimated ²			From administrative records ¹	Estimated ²
	Total	19.2	8.4	73	Business services—Con.		
70 ex. 704	Hotels, rooming houses, camps, and other lodging places (except membership lodging)	5.9	8.5	736	Personnel supply services	8.7	7.7
				7361	Employment agencies	51.8	18.5
				7363	Help supply services	6.0	7.1
7011	Hotels and motels	5.2	8.5	7363 pt.	Temporary help supply	10.8	9.7
7011 pt.	Hotels	2.1	7.8	7363 pt.	Help supply, except temporary6	4.1
7011 pt.	Hotels, 25 guestrooms or more	2.0	7.7				
7011 pt.	Hotels, less than 25 guestrooms	17.6	14.1	737	Computer programming, data processing, and other computer related services	7.2	6.4
7011 pt.	Motels, motor hotels, and tourist courts	19.8	11.9		Computer programming, prepackaged software, and integrated systems	9.8	7.7
7011 pt.	Motels, tourist courts	23.0	12.6	7371, 2, 3	Computer programming services	13.7	5.6
7011 pt.	Motor hotels	5.3	8.7		Prepackaged software	4.9	11.7
702, 3	Other lodging places	23.8	9.3	7372	Computer integrated systems	6.3	8.2
702	Rooming and boarding houses	26.0	49.0	7373	Data processing services	1.9	4.3
703	Camps and recreational vehicle parks	23.7	5.8	7374, 5, 6	Computer processing, information retrieval	1.9	4.2
				7376	Computer facilities management services	2.2	8.6
72	Personal services	27.7	11.5	7377, 8, 9	Computer rental and leasing, maintenance, and related services, n.e.c.	16.8	9.2
721	Laundry, cleaning, and garment services	23.2	13.2	7377	Computer rental and leasing	23.6	1.2
7211	Power laundries, family and commercial*	40.3	9.0	7378	Computer maintenance and repair	9.3	13.6
7213	Linen supply*	7.1	12.8	7379	Computer related services, n.e.c.	24.1	7.4
7215	Coin-operated laundries and drycleaning	32.5	8.2	738	Miscellaneous business services	24.7	12.5
7216	Drycleaning plants, except rug cleaning*	30.8	9.0	7381, 2	Detective agencies and protective services	17.1	12.7
7217	Carpet and upholstery cleaning	33.7	6.1	7381	Detective, guard, and armored car services	17.8	13.0
7218	Industrial launderers*	2.5	28.9	7382	Security systems services	15.2	12.0
7212, 9	Other laundry, cleaning, and garment services* ..	36.8	14.4	7383	News syndicates	(D)	(D)
7212	Garment pressing, and agents for laundries and drycleaners	25.3	15.5	7384	Photofinishing laboratories*	15.9	9.6
7219	Laundry and garment services, n.e.c.*	54.7	12.8	7389	Business services, n.e.c.	(D)	(D)
				7389 pt.	Sign painting shops	(D)	(D)
722	Photographic studios, portrait	19.5	15.9	7389 pt.	Interior designing	43.5	9.1
723, 4	Beauty and barber shops	35.8	6.7	7389 pt.	Telephone answering services	24.6	11.6
723	Beauty shops	35.7	6.7	7389 pt.	Other business services	(D)	(D)
724	Barber shops	39.4	5.4				
725	Shoe repair shops and shoeshine parlors	46.6	9.7	75	Automotive repair, services, and parking	19.0	7.6
726	Funeral service and crematories	19.5	22.5	751	Automotive rental and leasing, without drivers	2.9	4.7
729	Miscellaneous personal services	33.3	5.2	7513	Truck rental and leasing, without drivers	2.5	5.0
7291	Tax return preparation services	20.6	2.9	7514, 5	Passenger car rental and leasing	2.8	4.3
7299	Miscellaneous personal services, n.e.c.	37.0	5.8	7514	Passenger car rental	2.9	1.8
				7515	Passenger car leasing	1.5	24.4
73	Business services	16.2	9.1	7519	Utility trailer and recreational vehicle rental	11.4	22.8
731	Advertising	17.2	12.7				
7311	Advertising agencies	20.2	15.4	752	Automobile parking	5.1	29.6
7312	Outdoor advertising services	4.2	7.3				
7313	Radio, television, publishers' advertising representatives	20.5	12.7	753	Automotive repair shops	33.2	8.3
7319	Advertising, n.e.c.	24.1	8.8	7532	Top, body, and upholstery repair shops and paint shops	34.7	7.5
732	Consumer credit reporting agencies, mercantile reporting agencies, and adjustment and collection agencies	17.8	10.0	7532 pt.	Top and body repair shops	33.8	7.8
7322	Adjustment and collection services	22.0	13.1	7532 pt.	Paint shops	41.3	5.1
7323	Credit reporting services	9.3	3.8	7538	General automotive repair shops	34.9	7.7
733	Mailing, reproduction, commercial art and photography, and stenographic services	26.0	7.1	7538 pt.	General automotive repair shops, except diesel	36.3	8.2
7331	Direct mail advertising services	14.3	4.6	7533, 4, 6, 7, 9	Diesel repair shops	24.6	3.7
7334	Photocopying and duplicating services	21.5	9.5	7533	Other automotive repair shops	28.6	10.5
7335, 6	Commercial photography, art, and graphics	37.3	8.3	7534	Automotive exhaust system repair shops	25.1	13.0
7335	Commercial photography	27.1	4.0	7536	Tire retreading and repair shops	33.4	12.0
7336	Commercial art and graphic design	41.8	10.2	7537	Automotive glass replacement shops	20.7	17.4
7338	Secretarial and court reporting services	36.2	8.1	7539	Automotive transmission repair shops	33.9	9.0
				7539 pt.	Automotive repair shops, n.e.c.	30.4	5.7
734	Services to dwellings and other buildings	34.3	10.1	7539 pt.	Radiator repair	35.2	6.9
7342	Disinfecting and pest control services	22.1	4.7	7539 pt.	Brake, front end, and wheel alignment	27.8	5.9
7349	Building cleaning and maintenance services, n.e.c.	46.1	15.3		Automotive electrical and fuel system services	33.8	5.8
					Other automotive repair shops, n.e.c.	24.0	4.0
735	Miscellaneous equipment rental and leasing	15.0	9.8	754	Automotive services, except repair	27.1	12.8
7352	Medical equipment rental and leasing	17.1	20.7	7542	Carwashes	35.0	10.6
7353	Heavy construction equipment rental and leasing ..	19.1	7.3	7549	Automotive services, except repair and carwashes	23.2	13.8
7359	Equipment rental and leasing, n.e.c.	13.5	8.3				

See footnotes at end of table.

Table E-1. Firms Subject to Federal Income Tax – Con.

[Includes only establishments with payroll. For meaning of abbreviations and symbols, and for more information on reliability of data, see introductory text. For explanation of terms and comparability of 1987 and 1992 censuses, see appendix A]

SIC code	Kind of business or operation	Percent of receipts –		SIC code	Kind of business or operation	Percent of receipts –	
		From administrative records ¹	Estimated ²			From administrative records ¹	Estimated ²
76	Miscellaneous repair services -----	31.3	6.9	80	Health services -----	20.9	6.7
762	Electrical repair shops -----	25.6	5.2	801	Offices and clinics of doctors of medicine -----	28.7	7.3
7622	Radio and television repair shops -----	38.9	13.9	8011 pt.	Offices of doctors of medicine -----	30.9	7.0
7623, 9	Other electrical and electronic repair shops -----	23.6	4.0	8011 pt.	General medical clinics -----	6.8	10.4
7623	Refrigeration and air-conditioning service and repair shops -----	33.4	3.9	802	Offices and clinics of dentists -----	33.3	4.2
7629	Electrical and electronic repair shops, n.e.c. ---	18.8	4.0	803	Offices and clinics of doctors of osteopathy -----	37.5	4.9
763	Watch, clock, and jewelry repair -----	50.6	18.4	804	Offices and clinics of other health practitioners ----	39.6	6.3
764	Reupholstery and furniture repair -----	52.7	7.8	8041	Offices and clinics of chiropractors -----	40.2	5.5
				8042	Offices and clinics of optometrists -----	37.0	6.6
769	Miscellaneous repair and related services -----	35.1	8.3	8043	Offices and clinics of podiatrists -----	35.3	7.6
7692	Welding repair -----	56.5	7.5	8049	Offices and clinics of health practitioners, n.e.c. --	41.7	6.5
7694	Armature rewinding shops -----	22.4	14.4	805	Nursing and personal care facilities -----	3.1	11.8
7699	Repair shops and related services, n.e.c. -----	35.2	7.5	8051	Skilled nursing care facilities -----	1.6	11.3
				8052	Intermediate care facilities -----	14.9	16.4
				8059	Nursing and personal care facilities, n.e.c. -----	24.9	16.9
				806	Hospitals -----	2.9	2.5
78, 79, 84	Amusement and recreation services, including motion pictures and museums -----	10.2	6.1	8062	General medical and surgical hospitals -----	2.8	2.5
				8063, 9	Specialty hospitals -----	3.4	2.3
781, 2	Motion picture production, distribution, and services -	4.0	8.2	807, 8, 9	Other health services -----	16.2	10.1
				807	Medical and dental laboratories -----	19.0	8.1
783	Motion picture theaters -----	1.7	1.1	8071	Medical laboratories -----	15.9	8.4
7832	Motion picture theaters, except drive-in -----	1.7	1.0	8072	Dental laboratories -----	40.7	5.5
7833	Drive-in motion picture theaters -----	-	3.9	808	Home health care services -----	8.5	10.7
				809	Miscellaneous health and allied services, n.e.c. ---	24.6	11.5
				8092	Kidney dialysis centers -----	18.8	1.3
				8093	Specialty outpatient facilities, n.e.c. -----	20.7	12.6
				8099	Health and allied services, n.e.c. -----	37.2	17.3
				81	Legal services -----	33.4	6.6
784	Video tape rental -----	22.6	8.4	823, 4, 9	Selected educational services -----	24.5	8.9
				823	Libraries -----	59.8	26.1
792	Theatrical producers (except motion picture), bands, orchestras, and entertainers -----	23.9	7.9	824	Vocational schools -----	13.7	4.8
7922	Theatrical producers (except motion picture) and miscellaneous theatrical services -----	29.4	13.1	829	Schools and educational services, n.e.c. -----	37.8	13.9
7929	Bands, orchestras, actors, and other entertainers and entertainment groups -----	18.6	2.9	83	Social services -----	32.7	13.2
				835	Child day care services -----	35.8	10.6
793	Bowling centers -----	13.7	7.1	832, 3, 6, 9	Other social services -----	30.1	15.4
				87 ex. 8733	Engineering, accounting, research, management, and related services (except noncommercial research organizations) -----	20.1	13.4
79 ex. 792, 3; 84	Commercial sports and other amusement and recreation services, including museums -----	9.9	6.0	871	Engineering, architectural, and surveying services --	18.6	7.3
794	Commercial sports -----	5.5	14.9	8711	Engineering services -----	16.0	7.5
7941	Professional sports clubs, managers, promoters -----	2.0	5.9	8712	Architectural services -----	28.9	5.0
7948	Racing, including track operation -----	8.5	22.7	8713	Surveying services -----	22.7	10.5
79 ex. 792, 3, 4; 84	Other amusement and recreation services, including museums -----	10.7	4.3	872	Accounting, auditing, and bookkeeping services ----	36.2	9.7
791	Dance studios, schools, and halls -----	25.8	18.3	873 ex. 8733	Research, development, and testing services (except noncommercial research organizations) ---	8.4	15.0
7991	Physical fitness facilities -----	21.8	5.3	8731	Commercial physical and biological research -----	3.8	15.6
7992	Public golf courses -----	17.1	8.4	8732	Commercial economic, sociological, and educational research -----	16.3	8.3
7993	Coin-operated amusement devices -----	23.0	7.2	8734	Testing laboratories -----	3.4	21.5
7996	Amusement parks -----	.4	1.1	874	Management and public relations services -----	16.8	19.8
7997	Membership sports and recreation clubs -----	18.2	9.5	8741	Management services -----	17.8	34.8
7999, 84	Amusement and recreation services, including museums, n.e.c. -----	31.0	6.9	8742	Management consulting services -----	28.0	20.1
7999 pt.	Concession operators of amusement devices and rides -----	51.6	16.3	8743	Public relations services -----	40.4	5.7
7999 pt., 84	Carnivals, circuses, and fairs -----	16.9	1.2	8744	Facilities support management services -----	-	8.0
	Other recreation and amusements, including museums -----	31.6	7.1	8748	Business consulting services, n.e.c. -----	46.7	14.8
				89	Services, n.e.c. -----	26.5	11.2

¹Includes receipts information obtained from administrative records of other Federal agencies.

²Includes receipts information which was imputed based on historic company ratios or administrative records or on industry averages.

Table E-2. Firms Exempt From Federal Income Tax

[Includes only establishments with payroll. For meaning of abbreviations and symbols, and for more information on reliability of data, see introductory text. For explanation of terms and comparability of 1987 and 1992 censuses, see appendix A]

SIC code	Kind of business or operation	Percent of revenue —		SIC code	Kind of business or operation	Percent of revenue —	
		From administrative records ¹	Estimated ²			From administrative records ¹	Estimated ²
	Total	4.6	4.4	823, 4, 9	Selected educational services	20.4	10.4
7032, 704	Camps and membership lodging	10.9	14.1	83	Social services	13.9	13.7
792, 7991 pt., 7997, 7999 pt., 84	Selected amusement, recreation, and related services	9.7	1.8	835	Child day care services	6.0	13.3
8011 pt.; 8021 pt.; 805, 6, 8, 9	Selected health services3	1.4	832, 3, 6, 9	Other social services	14.7	13.7
8011 pt., 8021 pt., 805	Clinics of doctors of medicine and dentists	2.6	4.9	832	Individual and family social services	17.4	17.4
806	Hospitals	—	.8	833	Job training and vocational rehabilitation services	9.1	10.6
8062	General medical and surgical hospitals	—	.7	836	Residential care	9.4	12.8
8063, 9	Specialty hospitals	—	1.5	839	Social services, n.e.c.	18.9	12.5
808, 9	Other health services	4.0	9.9	861, 2, 4, 9	Selected membership organizations	25.1	16.7
8111 pt.	Legal aid societies and similar legal services	1.2	18.9	861	Business associations	31.5	8.6
				864	Civic, social, and fraternal associations	27.2	29.4
				862, 9	Other membership organizations	18.5	6.0
				873, 4 ex. 8744	Research, testing, and consulting services, except facilities support management services	14.0	16.1
				873	Research, development, and testing services	9.1	19.5
				874 ex. 8744	Management and public relations services, except facilities support management services	27.1	7.0

¹Includes revenue information obtained from administrative records of other Federal agencies.

²Includes revenue information which was imputed based on historic company ratios or administrative records or on industry averages.

Appendix F. Geographic Notes

FLORIDA

Atlantic Beach. See “Jacksonville consolidated city.”

Hallandale is only in Broward County; it was erroneously put in both Broward County and Dade County for the 1987 Economic Censuses, but it has never been in Dade County.

Jacksonville Beach. See “Jacksonville consolidated city.”

Jacksonville city (balance). See “Jacksonville consolidated city.”

Jacksonville consolidated city is coextensive with Duval County. It includes the incorporated places of Atlantic Beach, Jacksonville Beach, and Neptune Beach, which are tabulated separately. “Jacksonville city (balance),” which is a place equivalent, includes the town of Baldwin, which is not populous enough for separate tabulation.

Longboat Key is in Manatee and Sarasota Counties.

Neptune Beach. See “Jacksonville consolidated city.”

Appendix G.

Establishments in Business Any Time During Year and Establishments in Business at End of Year for the State: 1992 and 1987

Table G-1. Firms Subject to Federal Income Tax

[Includes only establishments with payroll. For meaning of abbreviations and symbols, see introductory text. For explanation of terms and comparability of 1987 and 1992 censuses, see appendix A]

SIC code	Kind of business or operation	Establishments in business —			
		Any time during year		At end of year	
		1992	1987	1992	1987
	Total	119 962	98 713	109 312	90 614
70 ex. 704	Hotels, rooming houses, camps, and other lodging places (except membership lodging)	3 625	3 469	3 294	3 139
	Hotels and motels	3 143	3 022	2 838	2 744
7011	Hotels	1 350	1 222	1 218	1 092
7011 pt.	Hotels, 25 guestrooms or more	1 152	972	1 036	872
7011 pt.	Hotels, less than 25 guestrooms	198	250	182	220
7011 pt.	Motels, motor hotels, and tourist courts	1 793	1 800	1 620	1 652
7011 pt.	Motels, tourist courts	1 604	1 625	1 443	1 490
7011 pt.	Motor hotels	189	175	177	162
702, 3	Other lodging places	482	447	456	395
702	Rooming and boarding houses	83	108	77	88
703	Camps and recreational vehicle parks	399	339	379	307
72	Personal services	11 893	10 680	10 559	9 586
721	Laundry, cleaning, and garment services	3 498	3 075	3 100	2 750
7211	Power laundries, family and commercial*	108	110	93	98
7213	Linen supply*	77	68	70	58
7215	Coin-operated laundries and drycleaning	871	920	749	816
7216	Drycleaning plants, except rug cleaning*	1 340	1 096	1 204	998
7217	Carpet and upholstery cleaning	646	457	570	392
7218	Industrial launderers*	54	55	52	48
7212, 9	Other laundry, cleaning, and garment services*	402	369	362	340
722	Photographic studios, portrait	483	405	443	380
723, 4	Beauty and barber shops	5 982	5 512	5 328	4 912
723	Beauty shops	5 804	5 305	5 168	4 726
724	Barber shops	178	207	160	186
725	Shoe repair shops and shoeshine parlors	173	169	153	155
726	Funeral service and crematories	544	588	512	558
729	Miscellaneous personal services	1 213	931	1 023	831
7291	Tax return preparation services	296	258	251	218
7299	Miscellaneous personal services, n.e.c.	917	673	772	613
73	Business services	21 521	16 132	19 194	14 703
731	Advertising	1 326	1 055	1 180	960
7311	Advertising agencies	961	709	850	643
7312	Outdoor advertising services	109	97	98	88
7313	Radio, television, publishers' advertising representatives	132	105	118	98
7319	Advertising, n.e.c.	124	144	114	131
732	Consumer credit reporting agencies, mercantile reporting agencies, and adjustment and collection agencies	493	405	431	371
7322	Adjustment and collection services	383	306	337	276
7323	Credit reporting services	110	99	94	95
733	Mailing, reproduction, commercial art and photography, and stenographic services	2 107	1 483	1 907	1 370
7331	Direct mail advertising services	237	183	217	165
7334	Photocopying and duplicating services	292	283	268	265
7335, 6	Commercial photography, art, and graphics	908	591	818	545
7335	Commercial photography	271	161	248	152
7336	Commercial art and graphic design	637	430	570	393
7338	Secretarial and court reporting services	670	426	604	395
734	Services to dwellings and other buildings	4 392	3 442	3 941	3 114
7342	Disinfecting and pest control services	1 425	1 179	1 335	1 120
7349	Building cleaning and maintenance services, n.e.c.	2 967	2 263	2 606	1 994
735	Miscellaneous equipment rental and leasing	1 815	1 773	1 666	1 607
7352	Medical equipment rental and leasing	322	172	298	166
7353	Heavy construction equipment rental and leasing	275	364	242	333
7359	Equipment rental and leasing, n.e.c.	1 218	1 237	1 126	1 108
736	Personnel supply services	1 976	1 405	1 708	1 283
7361	Employment agencies	682	620	570	558
7363	Help supply services	1 294	785	1 138	725

See footnotes at end of table.

Table G-1. Firms Subject to Federal Income Tax – Con.

[Includes only establishments with payroll. For meaning of abbreviations and symbols, see introductory text. For explanation of terms and comparability of 1987 and 1992 censuses, see appendix A]

SIC code	Kind of business or operation	Establishments in business –			
		Any time during year		At end of year	
		1992	1987	1992	1987
73	Business services – Con.				
737	Computer programming, data processing, and other computer related services -----	3 070	1 838	2 776	1 699
7371, 2, 3	Computer programming, prepackaged software, and integrated systems -----	1 822	998	1 670	922
7371	Computer programming services -----	1 242	649	1 140	604
7372	Prepackaged software -----	305	148	279	129
7373	Computer integrated systems -----	275	201	251	189
7374, 5, 6	Data processing services -----	500	424	443	393
7374, 5	Computer processing, information retrieval -----	469	394	413	365
7376	Computer facilities management services -----	31	30	30	28
7377, 8, 9	Computer rental and leasing, maintenance, and related services, n.e.c. -----	748	416	663	384
7377	Computer rental and leasing -----	52	47	47	43
7378	Computer maintenance and repair -----	305	179	274	166
7379	Computer related services, n.e.c. -----	391	190	342	175
738	Miscellaneous business services -----	6 342	4 731	5 585	4 299
7381, 2	Detective agencies and protective services -----	1 253	1 085	1 108	976
7381	Detective, guard, and armored car services -----	987	871	860	782
7382	Security systems services -----	266	214	248	194
7383	News syndicates -----	30	31	28	26
7384	Photofinishing laboratories* -----	641	473	599	421
7389	Business services, n.e.c. -----	4 142	3 142	3 850	2 876
7389 pt.	Sign painting shops -----	220	162	194	152
7389 pt.	Interior designing -----	725	566	639	515
7389 pt.	Telephone answering services -----	200	238	174	212
7389 pt.	Other business services -----	3 273	2 176	2 843	1 997
75	Automotive repair, services, and parking -----	9 552	7 930	8 537	7 201
751	Automotive rental and leasing, without drivers -----	684	706	628	657
7513	Truck rental and leasing, without drivers -----	214	204	191	190
7514, 5	Passenger car rental and leasing -----	424	450	394	419
7519	Utility trailer and recreational vehicle rental -----	46	52	43	48
752	Automobile parking -----	257	192	210	168
753	Automotive repair shops -----	7 319	6 164	6 570	5 606
7532	Top, body, and upholstery repair shops and paint shops -----	1 826	1 716	1 630	1 567
7532 pt.	Top and body repair shops -----	1 581	1 478	1 409	1 344
7532 pt.	Paint shops -----	245	238	221	223
7538	General automotive repair shops -----	3 747	2 919	3 366	2 637
7538 pt.	General automotive repair shops, except diesel -----	3 455	2 690	3 097	2 428
7538 pt.	Diesel repair shops -----	292	229	269	209
7533, 4, 6, 7, 9	Other automotive repair shops -----	1 746	1 529	1 574	1 402
7533	Automotive exhaust system repair shops -----	240	216	214	203
7534	Tire retreading and repair shops -----	123	111	107	103
7536	Automotive glass replacement shops -----	230	167	209	153
7537	Automotive transmission repair shops -----	421	400	370	360
7539	Automotive repair shops, n.e.c. -----	732	635	674	583
7539 pt.	Radiator repair -----	160	196	144	175
7539 pt.	Brake, front end, and wheel alignment -----	162	150	149	140
7539 pt.	Automotive electrical and fuel system services -----	276	181	254	167
7539 pt.	Other automotive repair shops, n.e.c. -----	134	108	127	101
754	Automotive services, except repair -----	1 292	868	1 129	770
7542	Carwashes -----	568	436	481	384
7549	Automotive services, except repair and carwashes -----	724	432	648	386
76	Miscellaneous repair services -----	5 106	4 398	4 644	4 010
762	Electrical repair shops -----	1 858	1 436	1 697	1 322
7622	Radio and television repair shops -----	475	458	431	419
7623, 9	Other electrical and electronic repair shops -----	1 383	978	1 266	903
7623	Refrigeration and air-conditioning service and repair shops -----	465	342	427	314
7629	Electrical and electronic repair shops, n.e.c. -----	918	636	839	589
763	Watch, clock, and jewelry repair -----	120	106	103	97
764	Reupholstery and furniture repair -----	511	491	464	432
769	Miscellaneous repair and related services -----	2 617	2 365	2 380	2 159
7692	Welding repair -----	298	325	278	292
7694	Armature rewinding shops -----	166	170	150	160
7699	Repair shops and related services, n.e.c. -----	2 153	1 870	1 952	1 707
78, 79, 84	Amusement and recreation services, including motion pictures and museums -----	6 373	5 212	5 727	4 727
781, 2	Motion picture production, distribution, and services -----	487	332	441	300
783	Motion picture theaters -----	340	386	313	350
7832	Motion picture theaters, except drive-in -----	315	344	292	313
7833	Drive-in motion picture theaters -----	25	42	21	37
784	Video tape rental -----	1 028	840	890	761
792	Theatrical producers (except motion picture), bands, orchestras, and entertainers -----	445	260	405	232
7922	Theatrical producers (except motion picture) and miscellaneous theatrical services -----	223	126	202	111
7929	Bands, orchestras, actors, and other entertainers and entertainment groups -----	222	134	203	121
793	Bowling centers -----	198	232	177	214

See footnotes at end of table.

G-2 APPENDIX G

SERVICE INDUSTRIES—GEOGRAPHIC AREA SERIES

Table G-1. Firms Subject to Federal Income Tax – Con.

[Includes only establishments with payroll. For meaning of abbreviations and symbols, see introductory text. For explanation of terms and comparability of 1987 and 1992 censuses, see appendix A]

SIC code	Kind of business or operation	Establishments in business –			
		Any time during year		At end of year	
		1992	1987	1992	1987
78, 79, 84	Amusement and recreation services, including motion pictures and museums—Con.				
79 ex. 792, 3, 84	Commercial sports and other amusement and recreation services, including museums	3 875	3 162	3 501	2 870
794	Commercial sports	367	355	331	332
7941	Professional sports clubs, managers, promoters	87	72	78	69
7948	Racing, including track operation	280	283	253	263
79 ex. 792, 3, 4; 84	Other amusement and recreation services, including museums	3 508	2 807	3 170	2 538
791	Dance studios, schools, and halls	318	263	289	241
7991	Physical fitness facilities	525	527	464	459
7992	Public golf courses	167	142	151	133
7993	Coin-operated amusement devices	274	207	254	195
7996	Amusement parks	66	43	61	40
7997	Membership sports and recreation clubs	526	471	481	435
7999, 84	Amusement and recreation services, including museums, n.e.c.	1 632	1 154	1 470	1 035
80	Health services	29 601	24 048	27 742	22 665
801	Offices and clinics of doctors of medicine	14 487	12 533	13 645	11 844
8011 pt.	Offices of doctors of medicine	14 075	12 170	13 264	11 529
8011 pt.	General medical clinics	412	363	381	315
802	Offices and clinics of dentists	5 374	4 674	5 155	4 473
803	Offices and clinics of doctors of osteopathy	762	610	709	569
804	Offices and clinics of other health practitioners	4 909	3 243	4 560	3 051
8041	Offices and clinics of chiropractors	1 847	1 312	1 721	1 230
8042	Offices and clinics of optometrists	854	746	801	706
8043	Offices and clinics of podiatrists	564	439	529	421
8049	Offices and clinics of health practitioners, n.e.c.	1 644	746	1 509	694
805	Nursing and personal care facilities	722	543	669	514
8051	Skilled nursing care facilities	554	406	519	389
8052	Intermediate care facilities	81	58	74	51
8059	Nursing and personal care facilities, n.e.c.	87	79	76	74
806	Hospitals	160	142	148	141
807, 8, 9	Other health services	3 187	2 303	2 856	2 073
807	Medical and dental laboratories	1 294	971	1 152	883
8071	Medical laboratories	768	464	664	420
8072	Dental laboratories	526	507	488	463
808	Home health care services	852	465	752	401
809	Miscellaneous health and allied services, n.e.c.	1 041	867	952	789
8092	Kidney dialysis centers	117	69	112	65
8093	Specialty outpatient facilities, n.e.c.	590	472	531	434
8099	Health and allied services, n.e.c.	334	326	309	290
81	Legal services	10 871	8 965	10 131	8 310
823, 4, 9	Selected educational services	955	623	853	551
823	Libraries	9	7	8	7
824	Vocational schools	304	219	270	192
829	Schools and educational services, n.e.c.	642	397	575	352
83	Social services	3 797	2 832	3 358	2 555
835	Child day care services	2 409	1 910	2 120	1 725
832, 3, 6, 9	Other social services	1 388	922	1 238	830
87 ex. 8733	Engineering, accounting, research, management, and related services (except noncommercial research organizations)	15 719	12 563	14 441	11 581
871	Engineering, architectural, and surveying services	4 372	3 877	4 059	3 621
8711	Engineering services	2 475	2 092	2 288	1 943
8712	Architectural services	1 238	1 203	1 159	1 127
8713	Surveying services	659	582	612	551
872	Accounting, auditing, and bookkeeping services	5 661	4 377	5 187	4 072
873 ex. 8733	Research, development, and testing services (except noncommercial research organizations)	663	631	608	560
8731	Commercial physical and biological research	166	163	147	151
8732	Commercial economic, sociological, and educational research	263	295	242	255
8734	Testing laboratories	234	173	219	154
874	Management and public relations services	5 023	3 678	4 587	3 328
8741	Management services	1 466	1 209	1 353	1 112
8742	Management consulting services	2 255	1 640	2 054	1 464
8743	Public relations services	300	305	272	281
8744	Facilities support management services	65	22	60	22
8748	Business consulting services, n.e.c.	937	502	848	449
89	Services, n.e.c.	949	1 861	832	1 586

Table G-2. Firms Exempt From Federal Income Tax

[Includes only establishments with payroll. For meaning of abbreviations and symbols, see introductory text. For explanation of terms and comparability of 1987 and 1992 censuses, see appendix A]

SIC code	Kind of business or operation	Establishments in business —			
		Any time during year		At end of year	
		1992	1987	1992	1987
	Total	8 434	7 028	7 955	6 745
7032, 704	Camps and membership lodging	81	88	76	82
792, 7991 pt., 7997, 7999 pt., 84	Selected amusement, recreation, and related services	503	381	484	369
792	Theatrical producers (except motion picture), bands, orchestras, and entertainers	124	81	115	77
7991 pt., 7997	Gymnasiums, athletic clubs, and membership sports and recreation clubs	232	195	228	191
7999 pt. 84	Fairs	27	19	23	19
	Museums, art galleries, and botanical and zoological gardens	120	86	118	82
8011 pt.; 8021 pt.; 805, 6, 8, 9	Selected health services	910	690	873	678
8011 pt., 8021 pt.	Clinics of doctors of medicine and dentists	118	61	114	60
805	Nursing and personal care facilities	161	125	156	123
806	Hospitals	169	165	162	164
808, 9	Other health services	462	339	441	331
808	Home health care services	95	81	92	80
809	Miscellaneous health and allied services, n.e.c.	367	258	349	251
8111 pt.	Legal aid societies and similar legal services	55	42	54	42
823, 4, 9	Selected educational services	174	117	163	113
83	Social services	3 049	2 285	2 894	2 224
835	Child day care services	611	544	567	528
832, 3, 6, 9	Other social services	2 438	1 741	2 327	1 696
861, 2, 4, 9	Selected membership organizations	3 499	3 288	3 257	3 108
861	Business associations	661	569	624	554
864	Civic, social, and fraternal associations	2 214	2 143	2 037	1 995
862, 9	Other membership organizations	624	576	596	559
873, 4 ex. 8744	Research, testing, and consulting services, except facilities support management services	163	137	154	129
873	Research, development, and testing services	110	112	102	104
8731	Commercial physical and biological research	7	10	7	10
8732	Commercial economic, sociological, and educational research	6	3	6	3
8733	Noncommercial research organizations	93	95	85	87
8734	Testing laboratories	4	4	4	4
874 ex. 8744	Management and public relations services, except facilities support management services	53	25	52	25

Publication Program

1992 CENSUS OF SERVICE INDUSTRIES

Publications of the 1992 Census of Service Industries containing data on service industries establishments in the United States are described below. Publication order forms for specific reports may be obtained from any Department of Commerce district office or from Data User Services Division, Customer Services, Bureau of the Census, Washington, DC 20233-8300. The first results were issued in press releases. Final detailed statistics are issued in separate paperbound reports and compact disc-read only memory (CD-ROM).

Final Reports

Geographic area series—52 reports (SC92-A-1 to -52)

A separate paperbound report containing data for establishments with payroll is published for each State, the District of Columbia, and the United States. For establishments of firms subject to Federal income tax, each State report presents general statistics on number of establishments, receipts, payroll, and employment, by varied service classifications, for the State, metropolitan areas (MA's), counties, and places with 350 service establishments or more, by kind of business. Greater kind-of-business detail is shown for larger areas. In addition, for places with 2,500 inhabitants or more and for all counties, statistics are provided on number of establishments and receipts for 10 major kind-of-business groups. For establishments of firms exempt from Federal income tax, each State report presents statistics on number of establishments, revenue, payroll, and employment by varied service classifications, for the State and MA's. Greater kind-of-business detail is shown for larger areas.

The United States Summary report presents data for the United States as a whole for establishments with payroll of firms subject to Federal income tax, as well as those exempt from Federal income tax, for detailed kind-of-business classifications. Statistics on number of establishments and receipts/revenue are also shown for States and MA's by kind of business.

For each State, the District of Columbia, and the United States, 1992 data are provided on receipts/revenue and employees per establishment and on receipts/revenue and payroll per employee. Comparative statistics showing percent changes in receipts/expenses and payroll between 1987 and 1992 also are shown.

Nonemployer statistics series—1 report (SC92-N-1)

This report includes data by kind of business for all establishments, establishments with payroll, and establishments without payroll for the United States and States. Also presented are statistics for establishments without payroll including number of establishments and receipts/revenue by varied service classifications for MA's.

Similar data for counties and places with 2,500 inhabitants or more are available on electronic media only.

Subject series—5 reports (SC92-S-1 to -5)

The *Establishment and Firm Size* report (SC92-S-1) presents data for establishments with payroll, based on size of establishment, size of company or firm, and legal form of organization. Establishment statistics are presented by receipts/revenue size and by employment size; statistics for firms, by receipts/revenue size (including concentration by largest firms), by employment size, and by number of establishments operated (single units and multiunits). Statistics are presented by kind of business on the number of establishments, receipts/revenue, payroll, and employment for the United States.

The *Capital Expenditures, Depreciable Assets, and Operating Expenses* report (SC92-S-2) presents data for firms with payroll for the United States by major kind of business. Operating expenses include annual payroll, supplemental labor costs, purchased services, etc. Receipts data also are provided.

Three other reports (*Hotels, Motels, and Other Lodging Places* (SC92-S-3), *Sources of Receipts or Revenue* (SC92-S-4), and *Miscellaneous Subjects* (SC92-S-5)) present data for the United States as a whole and, where feasible, for States and MA's.

Electronic Media

All data included in the printed reports are available on CD-ROM. The CD-ROM's provide the same information found in the final reports as well as additional information not published in the final reports, such as ZIP Code statistics available from series SC92-Z, and nonemployer data for counties and places from series SC92-N. Electronic media products are available for users who wish to summarize, rearrange, or process large amounts of data. These products, with corresponding technical documentation, are sold by Data User Services Division, Customer Services, Bureau of the Census, Washington, DC 20233-8300.

OTHER ECONOMIC CENSUS REPORTS

Data on retail trade, wholesale trade, financial, insurance, real estate, construction industries, manufactures, mineral industries, transportation, communications, utilities, enterprise statistics, minority-owned business enterprises, and women-owned businesses also are available from the 1992 Economic Census. A separate series of reports covers the census of outlying areas—Puerto Rico, Virgin Islands of the United States, Guam, and the Northern Marianas. Separate announcements describing these reports are available free of charge from Data User Services Division, Customer Services, Bureau of the Census, Washington, DC 20233-8300.