


1992

Census of Service Industries

SC92-A-9

GEOGRAPHIC AREA SERIES

District of Columbia



1992 Census of Service Industries

SC92-A-9

GEOGRAPHIC AREA SERIES

District of Columbia

Issued December 1994



U.S. Department of Commerce
Ronald H. Brown, Secretary
David J. Barram, Deputy Secretary

Economics and Statistics Administration
Everett M. Ehrlich, Under Secretary
for Economic Affairs

BUREAU OF THE CENSUS
Martha Farnsworth Riche, Director

Acknowledgments

Many persons participated in the various activities of the 1992 Census of Service Industries. The overall planning and review of the census operations were performed by the Economic Census Staff of the Economic Planning and Coordination Division.

This report was prepared in the Services Division. **Bobby E. Russell**, Assistant Chief for Census Programs, was responsible for the overall planning, management, and coordination of the census of service industries. Planning and implementation were under the direction of **Jack B. Moody**, Chief, Service Census Branch, with primary staff assistance by **Jack R. Drago**, **Barbara S. Tinari**, **Kirk K. Degler**, **Joseph R. Fuller**, **Susan G. Baker**, **Deborah M. Stempowski**, **Brian D. Gregory**, **Theresa L. Steele**, **Chris E. Blackburn**, **Gary R. Rice**, **M. Craig Schadt**, **Arthur B. Stewart**, **Sandra K. Byrd**, and **Evelyn D. Butler**.

Systems and procedures for mailout, receipt, correspondence, data input, industry classification, other clerical processing, administrative record processing, quality control, and the associated electronic computer programs, were developed in the Economic Planning and Coordination Division.

Mailout preparation and receipt operations, clerical and analytical review activities, data keying, and geocoding review were performed by the staff of the Data Preparation Division, **Judith N. Petty**, Acting Chief.

Geographic coding procedures and associated computer programs were developed by the staff of the Geography Division.

The computer processing systems were developed and coordinated in the Economic Statistical Methods and Programming Division, **Charles P. Pautler, Jr.**, Chief. **H. Ray Dennis**, Assistant Chief for Business Programs, was responsible for design and implementation of the computer systems. The computer programs were prepared under the supervision of **William C. Wester**, Chief, Business Census Branch, and **Steven G. McCraith**, Chief, Utilities and Financial Census Branch, assisted by **Jeffrey S. Rosen**, **Barbara L. Lambert**, **Jacqueline R. Sellers**, and **Tsung C. Chu**. Additional programming assistance was provided by **Robert S. Jewett**.

Computer processing was performed in the Computer Services Division, **Marvin D. Raines**, Chief.

The staff of the Administrative and Publications Services Division, **Walter C. Odom**, Chief, performed planning, design, composition, editorial review, and printing planning and procurement for publications and report forms. **Margaret A. Smith** provided publication coordination and editing.

Special acknowledgment is also due the many businesses whose cooperation has contributed to the publication of these data.

If you have any questions concerning the statistics in this report, call 301-457-2689.



**Economics and Statistics
Administration**

Everett M. Ehrlich, Under Secretary
for Economic Affairs



BUREAU OF THE CENSUS

Martha Farnsworth Riche, Director
Harry A. Scarr, Deputy Director

Paula J. Schneider, Principal Associate
Director for Programs

Thomas L. Mesenbourg, Acting Associate
Director for Economic Programs

Thomas L. Mesenbourg, Assistant Director
for Economic Programs

**ECONOMIC PLANNING AND COORDINATION
DIVISION**

John P. Govoni, Chief

SERVICES DIVISION

Carole A. Ambler, Chief

Introduction to the Economic Census

PURPOSES AND USES OF THE ECONOMIC CENSUS

The economic census is the major source of facts about the structure and functioning of the Nation's economy. It provides essential information for government, business, industry, and the general public.

The economic census furnishes an important part of the framework for such composite measures as the gross domestic product, input/output measures, production and price indexes, and other statistical series that measure short-term changes in economic conditions.

Policymaking agencies of the Federal Government use the data, especially in monitoring economic activity and providing assistance to business.

State and local governments use the data to assess business activities and tax bases within their jurisdictions and to develop programs to attract business.

Trade associations study trends in their own and competing industries and keep their members informed of market changes.

Individual businesses use the data to locate potential markets and to analyze their own production and sales performance relative to industry or area averages.

AUTHORITY AND SCOPE

Title 13 of the United States Code (sections 131, 191, and 224) directs the Census Bureau to take the economic census every 5 years, covering years ending in 2 and 7. The 1992 Economic Census consists of the following eight censuses:

- Census of Retail Trade
- Census of Wholesale Trade
- Census of Service Industries
- Census of Financial, Insurance, and Real Estate Industries
- Census of Transportation, Communications, and Utilities
- Census of Manufactures
- Census of Mineral Industries
- Census of Construction Industries

Special programs also cover enterprise statistics and minority-owned and women-owned businesses. (The 1992 Census of Agriculture and 1992 Census of Governments are conducted separately.) The next economic census is scheduled to be taken in 1998 covering the year 1997.

AVAILABILITY OF THE DATA

The results of the economic census are available in printed reports for sale by the U.S. Government Printing Office and on compact discs for sale by the Census Bureau. Order forms for all types of products are available on request from Customer Services, Bureau of the Census, Washington, DC 20233-8300. A more complete description of publications being issued from this census is on the inside back cover of this document.

Census facts are also widely disseminated by trade associations, business journals, and newspapers. Volumes containing census statistics are available in most major public and college libraries. Finally, State data centers in every State as well as business and industry data centers in many States also supply economic census statistics.

WHAT'S NEW IN 1992

The 1992 Economic Census covers more of the economy than any previous census. New for 1992 are data on communications, utilities, financial, insurance, and real estate, as well as coverage of more transportation industries. The economic, agriculture, and governments censuses now collectively cover nearly 98 percent of all economic activity.

Among other changes, new 1992 definitions affect the boundaries of about a third of all metropolitan areas. Also, the Survey of Women-Owned Businesses has now been expanded to include all corporations.

HISTORICAL INFORMATION

The economic census has been taken as an integrated program at 5-year intervals since 1967 and before that for 1963, 1958, and 1954. Prior to that time, the individual subcomponents of the economic census were taken separately at varying intervals.

The economic census traces its beginnings to the 1810 Decennial Census, when questions on manufacturing were included with those for population. Coverage of economic activities was expanded for 1840 and subsequent censuses to include mining and some commercial activities. In 1902, Congress established a permanent Census Bureau and directed that a census of manufactures be taken every 5 years. The 1905 Manufactures Census was the first time a census was taken apart from the regular every-10-year population census.

The first census of business was taken in 1930, covering 1929. Initially it covered retail and wholesale trade and construction industries, but it was broadened in 1933 to include some of the service trades.

The 1954 Economic Census was the first census to be fully integrated—providing comparable census data across economic sectors, using consistent time periods, concepts, definitions, classifications, and reporting units. It was the first census to be taken by mail, using lists of firms provided by the administrative records of other Federal agencies. Since 1963, administrative records also have been used to provide basic statistics for very small firms, reducing or eliminating the need to send them census questionnaires. The Enterprise Statistics Program, which publishes combined data from the economic census, was made possible with the implementation of the integrated census program in 1954.

The range of industries covered in the economic censuses has continued to expand. The census of construction industries began on a regular basis in 1967, and the scope of service industries was broadened in 1967, 1977, and 1987. The census of transportation began in 1963 as a set of surveys covering travel, transportation of commodities, and trucks, but expanded in 1987 to cover business establishments in several transportation industries. For 1992, these statistics are incorporated into a broadened census of transportation, communications, and utilities. Also new for 1992 is the census of financial, insurance, and real estate industries. This is part of a gradual expansion in coverage of industries previously subjected to government regulation.

The Survey of Minority-Owned Business Enterprises was first conducted as a special project in 1969 and was incorporated into the economic census in 1972 along with the Survey of Women-Owned Businesses.

An economic census has also been taken in Puerto Rico since 1909, in the Virgin Islands of the United States and Guam since 1958, and in the Commonwealth of the Northern Mariana Islands since 1982.

Statistical reports from the 1987 and earlier censuses provide historical figures for the study of long-term time series and are available in some large libraries. All of the census data published since 1967 are still available for sale on microfiche from the Census Bureau.

AVAILABILITY OF MORE FREQUENT ECONOMIC DATA

While the census provides complete enumerations every 5 years, there are many needs for more frequent data as well. The Census Bureau conducts a number of monthly, quarterly, and annual surveys, with the results appearing in publication series such as Current Business Reports (retail and wholesale trade and service industries), the Annual Survey of Manufactures, Current Industrial Reports, and the Quarterly Financial Report. Most of these surveys, while providing more frequent observations, yield less kind-of-business and geographic detail than the census. The County Business Patterns program offers annual statistics on the number of establishments, employment, and payroll classified by industry within each county.

SOURCES FOR MORE INFORMATION

More information about the scope, coverage, classification system, data items, and publications for each of the economic censuses and related surveys is published in the *Guide to the 1992 Economic Census and Related Statistics*. More information on the methodology, procedures, and history of the census will be published in the *History of the 1992 Economic Census*. Contact Customer Services for information on availability.

Census of Service Industries

GENERAL

The 1992 Census of Service Industries, part of the 1992 Economic Census, covered service industries as defined in Division I of the *Standard Industrial Classification Manual: 1987*¹ (SIC), except Elementary and Secondary Schools (SIC 821), Colleges, Universities, Professional Schools, and Junior Colleges (SIC 822), Labor Unions and Similar Labor Organizations (SIC 863), Political Organizations (SIC 865), Religious Organizations (SIC 866), and Private Households (SIC 881). The census also excluded governmental establishments classified in the covered industries, except for government-operated hospitals which were included.

Data are presented for establishments in the following classifications:

SIC code	Title
70	Hotels, rooming houses, camps, and other lodging places
72	Personal services
73	Business services
75	Automotive repair, services, and parking
76	Miscellaneous repair services
78	Motion pictures
79	Amusement and recreation services
80	Health services
81	Legal services
823, 4, 9	Selected educational services
83	Social services
84	Museums, art galleries, and botanical and zoological gardens
861, 2, 4, 9	Selected membership organizations
87	Engineering, accounting, research, management, and related services
89	Services, not elsewhere classified

This series of reports presents data for service establishments of firms subject to Federal income tax and (in separate tables) of firms which are exempt from Federal income tax under provisions of the Internal Revenue Code. Only establishments with some payroll during the year are included. For a more detailed explanation, see appendix A.

¹*Standard Industrial Classification Manual: 1987*. For sale by Superintendent of Documents, U.S. Government Printing Office, Washington, DC 20402. Stock No. 041-001-00314-2.

Many of the "kinds of business or operation" included in this report are not thought of as commercial businesses, and the terms (such as "business," "establishment," and "firm") used to describe them may not be descriptive of such services, particularly for not-for-profit and professional services. However, these terms are applied to all "kinds of business or operation" in order to maintain conformity in the measures of the production and delivery of goods and services and in the presentation of data.

The basic tabulations in this report do not include data for establishments which are auxiliary (primary function is providing a service, such as warehousing or bookkeeping) to service establishments within the same organization. Data for auxiliaries are presented in a subsequent report issued as part of the 1992 Enterprise Statistics reports.

For the 1992 Census of Service Industries, large- and medium-size firms, plus all firms known to operate more than one establishment, were sent questionnaires to be completed and returned to the Census Bureau by mail. For most very small firms, including those with no paid employees, data from existing administrative records of other Federal agencies were used instead. These records provided basic information on location, kind of business, receipts, payroll, number of employees, and legal form of organization. In addition, more detailed information for selected kinds of business was obtained on the various questionnaires.

Appendix A gives a more detailed explanation of census coverage and methodology.

CENSUS DISCLOSURE RULES

In accordance with Federal law governing census reports, no data are published that would disclose the operations of an individual establishment or business. However, the number of establishments in a kind-of-business classification is not considered a disclosure, so this information may be released even though other information is withheld.

GEOGRAPHIC AREAS COVERED

This report series presents data for the following areas:

1. The United States as a whole.
2. Each State and the District of Columbia.

3. Each consolidated metropolitan statistical area (CMSA) and primary metropolitan statistical area (PMSA) defined by the Office of Management and Budget (OMB) as of June 30, 1993. A CMSA is an area used to facilitate the presentation and analysis of data for large concentrations of metropolitan populations. It includes two or more contiguous PMSA's which have a population of at least 1,000,000² and which meet specific criteria of urban character and of social and economic integration.
4. Each metropolitan statistical area (MSA) defined by the OMB as of June 30, 1993. An MSA is an integrated economic and social unit with a population nucleus of at least 50,000 inhabitants.² Each MSA consists of one or more counties meeting standards of metropolitan character; in New England, cities and towns rather than counties are the component geographic units.
5. The area within the State outside metropolitan areas (MA's).
6. Each county or county equivalent.³ Counties are the primary divisions of States, except in Louisiana where they are called parishes and in Alaska where they are called boroughs and census areas. Maryland, Missouri, Nevada, and Virginia have one place or more that is independent of any county organization and constitutes primary divisions of their States. These places are treated as counties and as places.
7. Each consolidated city.³ Consolidated cities are consolidated governments which consist of separately incorporated municipalities.
8. Each municipality of 2,500 inhabitants or more incorporated as a city, borough, village, or town.^{2 3}

For the economic census, boroughs and census areas in Alaska and boroughs in New York are not included in this category.
9. Special economic urban areas (SEUA's), which include townships in Michigan, New Jersey, and Pennsylvania, and towns in New York, Wisconsin, and the six New England States with 10,000 inhabitants or more.²

DOLLAR VALUES

All dollar values presented in this report are expressed in current dollars, i.e., 1992 data are expressed in 1992 dollars and 1987 data in 1987 dollars. Consequently, when making comparisons to prior years, users of the data should consider the inflation that has occurred.

RELIABILITY OF DATA

All data compiled in this report originated from either census questionnaires or administrative records of other Federal agencies and, therefore, are not subject to sampling errors. However, the data are subject to nonsampling

²According to the 1990 Census of Population or subsequent special census.

³Those defined as of January 1, 1992.

errors. Nonsampling errors can be attributed to many sources: inability to identify all cases in the actual universe; definition and classification difficulties; differences in the interpretation of questions; errors in recording or coding the data obtained; and other errors of collection, response, coverage, processing, and estimation for missing or misreported data.

The accuracy of these tabulated data is determined by the joint effects of the various nonsampling errors. No direct measurement of these effects has been obtained except for estimation for missing or misreported data; however, precautionary steps were taken in all phases of the collection, processing, and tabulation of the data in an effort to minimize the effects of nonsampling errors.

The Bureau of the Census obtains on computer tape limited information extracted from administrative records of other Federal agencies. This information is used in conjunction with other information available to the Census Bureau to develop estimates for nonemployers, small employers, and other establishments for which responses were not received in time for publication. For an indication of the extent that data included in these reports were obtained from the administrative records of other Federal agencies and from estimation, rather than reports directly from respondents, see appendix E. Also, see appendix A for a more detailed explanation of census coverage and methodology.

SPECIAL TABULATIONS

Special tabulations of data collected in the 1992 Census of Service Industries may be obtained, depending on availability of time and personnel, on diskette, computer tape, or in tabular form. The data will be in summary form and subject to the same rules prohibiting disclosure of confidential information (including name, address, kind of business, or other data for individual business establishments or companies) as are the regular publications.

Special tabulations are prepared on a cost basis. A request for a cost estimate, as well as exact specifications on the type and format of the data to be provided, should be directed to the Chief, Services Division, Bureau of the Census, Washington, DC 20233.

To discuss a special tabulation before submitting specifications, call 1-800-541-8345.

ABBREVIATIONS AND SYMBOLS

The following abbreviations and symbols are used in this publication:

- * See kind-of-business descriptions for SIC 72 and SIC 7384 in appendix A for treatment of plant outlets.
- Represents zero.
- (D) Withheld to avoid disclosing data for individual companies; data are included in broader kind-of-business totals.

(IC)	Independent city.	Symbol	Employment Size
(NA)	Not available.		
(X)	Not applicable.	AA	0–19
CMSA	Consolidated metropolitan statistical area.	BB	20–99
MA	Metropolitan area.	CC	100–249
MSA	Metropolitan statistical area.	EE	250–499
n.e.c.	Not elsewhere classified.	FF	500–999
PMSA	Primary metropolitan statistical area.	GG	1,000–2,499
pt.	Part.	HH	2,500–4,999
r	Revised.	II	5,000–9,999
SIC	Standard Industrial Classification.	JJ	10,000–24,999

The following symbols are used in this publication to show employment size ranges for employment data that have been withheld to avoid disclosing data for individual companies (employment size range codes are provided for the first time in the 1992 Economic Census):

KK	25,000–49,999
LL	50,000–99,999
MM	100,000 or more

Users' Guide for Locating Statistics in This Report by Table Number

Information shown in tables	Table															
	1a	1b	2a	2b	3a	3b	4	5	6	7a	7b	8a	8b	9	10	
GEOGRAPHIC AREAS																
The State	X	X	X	X	X	X	X								X	X
CMSA's and MSA's in the State										X	X					
PMSA's in the State										X	X					
Area of the State not in any CMSA, PMSA, or MSA												X	X			
Counties in the State							X		X							X
Places in the State							X	X						X		
DATA ITEMS																
Establishments	X	X			X	X	X	X	X	X	X	X	X	X		X
Receipts	X				X	X	X	X	X	X	X	X	X	X		X
Revenue		X									X		X			
Expenses						X										
Annual payroll	X	X			X	X	X	X	X	X	X	X	X	X		
First-quarter payroll	X	X					X	X	X	X	X	X	X			
Paid employees for pay period including March 12, 1992	X	X			X	X	X	X	X	X	X	X	X			
1987 to 1992 comparative statistics					X	X										
Receipts per establishment			X													
Revenue per establishment				X												
Expenses per establishment				X												
Receipts per employee			X													
Revenue per employee				X												
Expenses per employee				X												
Annual payroll per employee			X	X												
Employees per establishment			X	X												
Counties ranked by volume of receipts																X
Places ranked by volume of receipts														X		

Users' Guide for Locating Statistics in the 1992 Census of Service Industries Reports

Report and geographic area	Information shown in reports by kind of business or industry category										
	Number of establishments	Receipts/Revenue (\$1,000)	Payroll (\$1,000)	Number of employees	Selected ratios	Receipts/revenue lines	Receipts size and employment size of establishments and firms	Concentration ratios of largest firms	Single units and multi-units	Legal form of organization	Selected topics
GEOGRAPHIC AREA SERIES											
United States	X	X	X	X	X						
State	X	X	X	X	X						
CMSA, PMSA, MSA	X	X	X	X							
County	X	X	X	X							
Place	X	X	X	X							
NONEMPLOYER STATISTICS SERIES											
United States	X	X									
State	X	X									
CMSA, PMSA, MSA	X	X									
County	X	X									
Place	X	X									
ESTABLISHMENT AND FIRM SIZE (INCLUDING LEGAL FORM OF ORGANIZATION)											
United States	X	X	X	X			X	X	X	X	
CAPITAL EXPENDITURES, DEPRECIABLE ASSETS, AND OPERATING EXPENSES											
United States		X	X								X
RECEIPTS/REVENUE LINES											
United States	X	X				X					
State	X	X				X					
CMSA, PMSA, MSA	X	X				X					
HOTELS, MOTELS, AND OTHER LODGING PLACES											
United States	X	X	X	X		X					X
State	X	X	X	X		X					X
CMSA, PMSA, MSA	X	X				X					X

Report and geographic area	Information shown in reports by kind of business or industry category										
	Number of establishments	Receipts/Revenue (\$1,000)	Payroll (\$1,000)	Number of employees	Selected ratios	Receipts/revenue lines	Receipts size and employment size of establishments and firms	Concentration ratios of largest firms	Single units and multi-units	Legal form of organization	Selected topics
ZIP CODES											
United States	X	X	X	X							
State	X	X	X	X							
MISCELLANEOUS SUBJECTS											
United States	X	X	X	X							X
State	X	X									X
CMSA, PMSA, MSA	X	X									X

Contents

District of Columbia

[Page numbers listed here omit the prefix that appears as part of the number of each page]

	Page
Introduction to the Economic Census	III
Census of Service Industries	V
Users' Guide for Locating Statistics in This Report by Table Number	VIII
Users' Guide for Locating Statistics in the 1992 Census of Service Industries Reports ...	IX
Summary of Findings	2

FIGURES

1. Percent Change in Receipts and Annual Payroll for Establishments of Firms Subject to Federal Income Tax: 1987 to 1992	3
2. Annual Payroll per Employee for Establishments of Firms Subject to Federal Income Tax: 1992 and 1987	4
Maps	5

TABLES

1a. Summary Statistics for Firms Subject to Federal Income Tax for the District: 1992	7
1b. Summary Statistics for Firms Exempt From Federal Income Tax for the District: 1992	11
2a. Selected Ratios for Firms Subject to Federal Income Tax for the District: 1992 ...	12
2b. Selected Ratios for Firms Exempt From Federal Income Tax for the District: 1992	15
3a. Comparative Statistics for Firms Subject to Federal Income Tax for the District: 1992 and 1987	16
3b. Comparative Statistics for Firms Exempt From Federal Income Tax for the District: 1992 and 1987	19
4. Summary Statistics for Firms Subject to Federal Income Tax for Counties and for Places With 2,500 Inhabitants or More: 1992	--
5. Summary Statistics for Firms Subject to Federal Income Tax for Places With 350 Establishments or More: 1992	--
6. Summary Statistics for Firms Subject to Federal Income Tax for Counties With 350 Establishments or More: 1992	--
7a. Summary Statistics for Firms Subject to Federal Income Tax for Metropolitan Areas: 1992	22
7b. Summary Statistics for Firms Exempt From Federal Income Tax for Metropolitan Areas: 1992	30
8a. Summary Statistics for Firms Subject to Federal Income Tax for the Area Outside Metropolitan Areas: 1992	--
8b. Summary Statistics for Firms Exempt From Federal Income Tax for the Area Outside Metropolitan Areas: 1992	--
9. Places With 2,500 Inhabitants or More Ranked by Volume of Receipts of Firms Subject to Federal Income Tax: 1992	--
10. Counties Ranked by Volume of Receipts of Firms Subject to Federal Income Tax: 1992	--

APPENDIXES

A. General Explanation	A-1
B. Sample Report Form and Instructions	B-1
C. Kind-of-Business Titles and Reporting-Form Numbers	C-1
D. Metropolitan Areas	D-1
E. Percent of Receipts/Revenue Based on Administrative Records and Estimation for the District: 1992	E-1
F. Geographic Notes	F-1
G. Establishments in Business Any Time During Year and Establishments in Business at End of Year for the District: 1992 and 1987	G-1

Publication Program

Inside back cover

-- Not applicable for this report.

Summary of Findings

FIRMS SUBJECT TO FEDERAL INCOME TAX

Data from the 1992 Census of Service Industries show that the District of Columbia's 7,373 service industries establishments of firms with payroll that were subject to Federal income tax had receipts totaling \$11.2 billion. The 1992 data represent an increase of 42.6 percent in receipts for the District since 1987.

For establishments with payroll in 1992, receipts of offices and clinics of medical doctors totaled \$439.7 million, compared with \$337.6 million in 1987. Other leading service kinds of business in 1992 were legal services with \$4.6 billion in receipts, hotels and motels with \$846.0 million, and computer programming, data processing, and other computer related services with \$783.8 million.

There were 120,661 paid employees (full- and part-time) working in service industries in the District as of mid-March 1992, compared with 120,844 employees in 1987. Large employers included legal services with 29,030 employees, hotels and motels with 14,029 employees, and management and public relations services with 13,001 employees.

ORGANIZATIONS EXEMPT FROM FEDERAL INCOME TAX

Data for the census show that the District of Columbia's 2,582 service industries establishments of firms and other organizations with payroll that were exempt from Federal income tax had revenue totaling \$9.8 billion and expenses of \$9.3 billion in 1992. The 1992 data represent an increase of 69.6 percent in expenses since 1987.

For establishments with payroll in 1992, revenue of hospitals totaled \$2.7 billion, compared with \$1.7 billion in 1987. Other leading classifications in 1992 were business associations with revenue of \$2.0 billion, and professional membership organizations with \$683.3 million.

There were 96,338 paid employees (full- and part-time) as of mid-March 1992, compared with 86,461 employees in 1987. Hospitals had 38,375 employees; business associations, 12,162 employees; and civic, social, and fraternal associations, 4,006 employees.

Figure 1. **Percent Change in Receipts and Annual Payroll for Establishments of Firms Subject to Federal Income Tax: 1987 to 1992**

(Includes only establishments with payroll. For meaning of abbreviations and symbols, see introductory text)

Receipts 
Payroll 

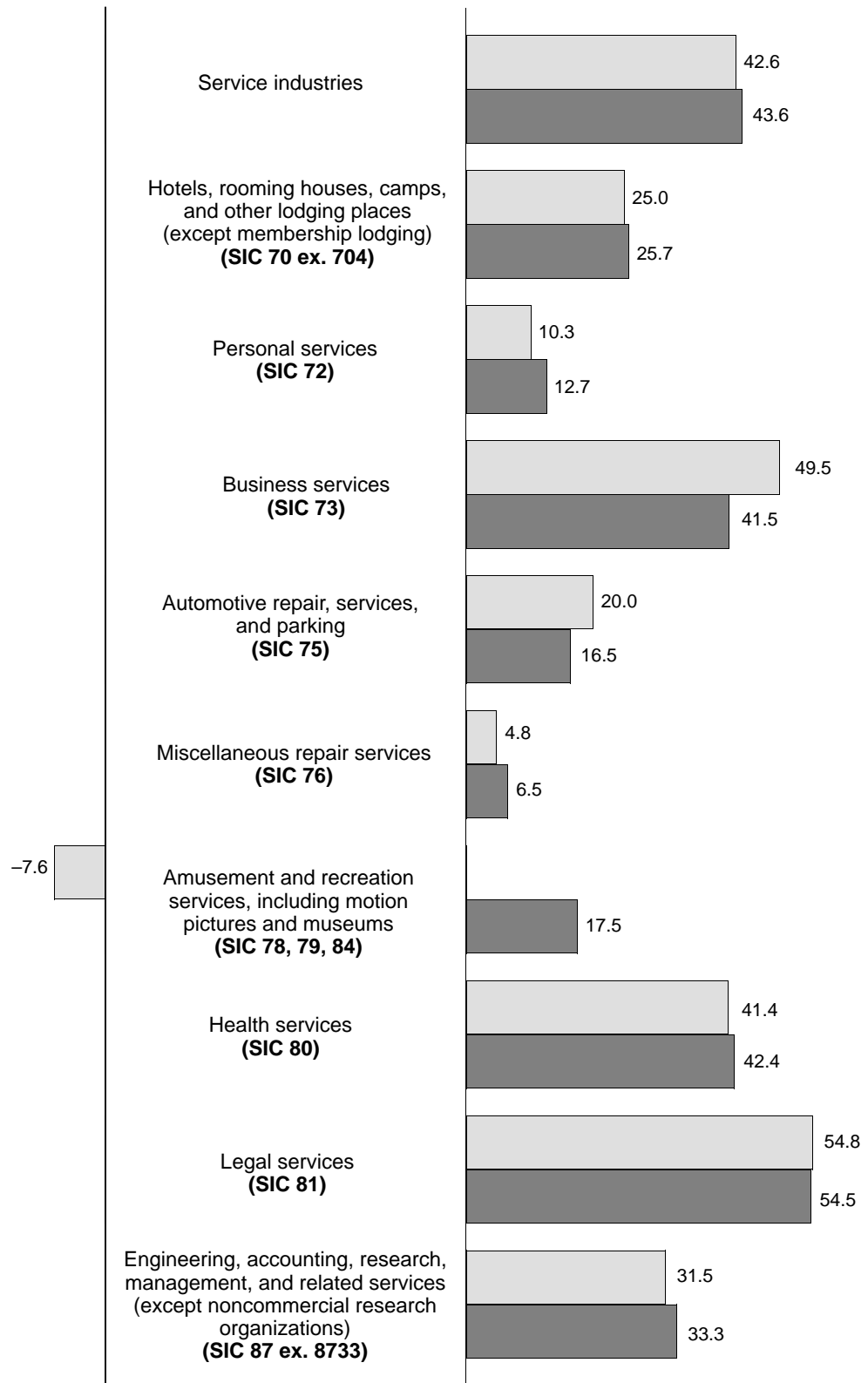




Figure 2. **Annual Payroll per Employee for Establishments of Firms Subject to Federal Income Tax: 1992 and 1987**

(In dollars. For meaning of abbreviations and symbols, see introductory text)

1992 
1987 

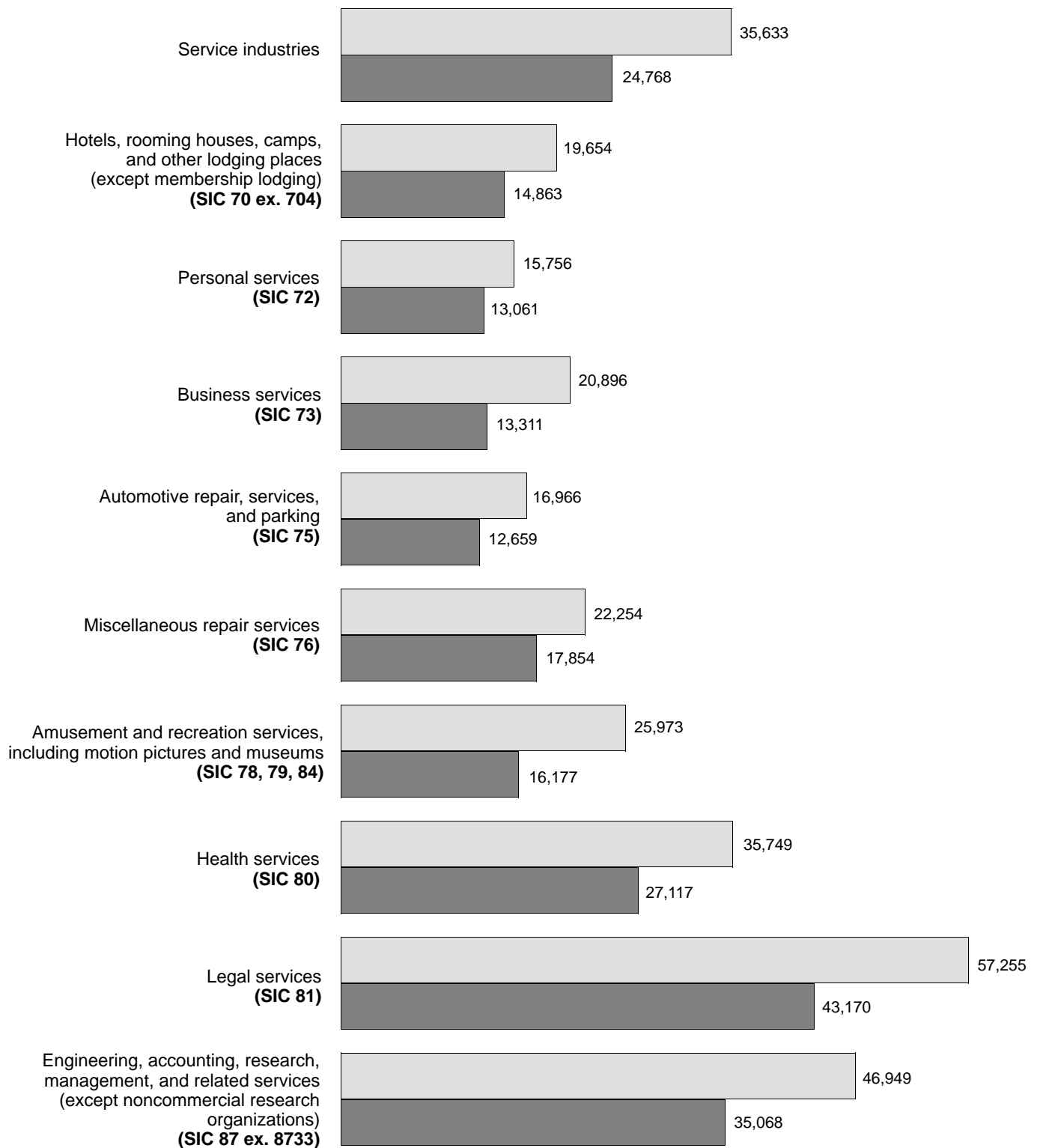




Table 1a. Summary Statistics for Firms Subject to Federal Income Tax for the District: 1992

[Includes only establishments with payroll. For meaning of abbreviations and symbols, see introductory text. For explanation of terms and comparability of 1987 and 1992 censuses, see appendix A]

SIC code	Kind of business or operation	Establishments (number)	Receipts (\$1,000)	Annual payroll (\$1,000)	First-quarter payroll (\$1,000)	Paid employees for pay period including March 12 (number)
	Total	7 373	11 238 493	4 299 497	967 819	120 661
70 ex. 704	Hotels, rooming houses, camps, and other lodging places (except membership lodging)	108	849 524	277 689	66 745	14 129
	Hotels and motels	97	845 986	276 492	66 494	14 029
7011	Hotels	79	830 917	271 179	65 084	13 608
7011 pt.	Hotels, 25 guestrooms or more	74	830 081	271 019	65 050	13 586
7011 pt.	Hotels, less than 25 guestrooms	5	836	160	34	22
7011 pt.	Motels, motor hotels, and tourist courts	18	15 069	5 313	1 410	421
7011 pt.	Motels, tourist courts	14	10 310	2 984	911	310
7011 pt.	Motor hotels	4	4 759	2 329	499	111
702, 3	Other lodging places	11	3 538	1 197	251	100
702	Rooming and boarding houses	10	(D)	(D)	(D)	CC
703	Camps and recreational vehicle parks	1	(D)	(D)	(D)	AA
7032	Sporting and recreational camps	1	(D)	(D)	(D)	AA
7033	Recreational vehicle parks and campsites	-	-	-	-	-
72	Personal services	470	132 294	54 295	13 098	3 446
721	Laundry, cleaning, and garment services	168	44 856	16 513	3 982	1 087
7211	Power laundries, family and commercial*	4	(D)	(D)	(D)	CC
7213	Linen supply*	4	(D)	(D)	(D)	EE
7215	Coin-operated laundries and drycleaning	28	4 398	732	176	56
7215 pt.	Coin-operated laundries and drycleaning stores	26	(D)	(D)	(D)	BB
7215 pt.	Coin-operated laundry routes	2	(D)	(D)	(D)	AA
7216	Drycleaning plants, except rug cleaning*	80	13 898	4 496	1 130	391
7217	Carpet and upholstery cleaning	6	690	261	51	22
7218	Industrial laundries*	2	(D)	(D)	(D)	AA
7212, 9	Other laundry, cleaning, and garment services*	44	6 930	2 033	495	144
7212	Garment pressing, and agents for laundries and drycleaners	29	3 781	842	213	68
7219	Laundry and garment services, n.e.c.*	15	3 149	1 191	282	76
722	Photographic studios, portrait	10	(D)	(D)	(D)	AA
723, 4	Beauty and barber shops	217	52 581	27 095	6 232	1 467
723	Beauty shops	191	49 595	25 407	5 833	1 375
724	Barber shops	26	2 986	1 688	399	92
725	Shoe repair shops and shoeshine parlors	11	1 146	413	99	33
726	Funeral service and crematories	26	18 362	6 081	1 524	308
729	Miscellaneous personal services	38	(D)	(D)	(D)	FF
7291	Tax return preparation services	6	(D)	(D)	(D)	CC
7299	Miscellaneous personal services, n.e.c.	32	11 252	2 814	813	296
7299 pt.	Massage parlors, tanning salons, and saunas	4	784	173	44	22
7299 pt.	Other personal services	28	10 468	2 641	769	274
7299 pt.	Diet and weight reducing services	4	(D)	(D)	(D)	BB
7299 pt.	Formal wear rental	5	1 038	260	60	15
7299 pt.	Other personal services, n.e.c.	19	(D)	(D)	(D)	CC
73	Business services	1 199	1 657 299	692 256	162 432	33 128
731	Advertising	54	75 524	31 314	6 155	593
7311	Advertising agencies	42	48 834	22 836	5 289	490
7312	Outdoor advertising services	3	(D)	(D)	(D)	AA
7313	Radio, television, publishers' advertising representatives	4	(D)	(D)	(D)	AA
7313 pt.	Radio, television advertising representatives	2	(D)	(D)	(D)	AA
7313 pt.	Publishers' advertising representatives	2	(D)	(D)	(D)	AA
7319	Advertising, n.e.c.	5	17 192	7 316	661	78
732	Consumer credit reporting agencies, mercantile reporting agencies, and adjustment and collection agencies	3	(D)	(D)	(D)	CC
7322	Adjustment and collection services	3	(D)	(D)	(D)	CC
7323	Credit reporting services	-	-	-	-	-
733	Mailing, reproduction, commercial art and photography, and stenographic services	211	142 404	53 843	11 812	2 032
7331	Direct mail advertising services	19	19 322	5 379	868	128
7331 pt.	Mailing list compilers, brokers, and managers	3	(D)	(D)	(D)	AA
7331 pt.	Direct mail advertising services, except mailing list services	16	(D)	(D)	(D)	CC
7334	Photocopying and duplicating services	55	41 849	18 768	4 676	1 039
7334 pt.	Blueprinting and photocopying services	52	(D)	(D)	(D)	GG
7334 pt.	Duplicating services, except printing and photocopying	3	(D)	(D)	(D)	BB
7335, 6	Commercial photography, art, and graphics	105	48 928	15 393	3 161	424
7335	Commercial photography	19	4 295	1 029	251	49
7336	Commercial art and graphic design	86	44 633	14 364	2 910	375
7336 pt.	Commercial art	7	5 260	2 845	543	56
7336 pt.	Graphic arts and related design	79	39 373	11 519	2 367	319
7338	Secretarial and court reporting services	32	32 305	14 303	3 107	441
734	Services to dwellings and other buildings	155	159 778	100 076	24 583	10 757
7342	Disinfecting and pest control services	3	(D)	(D)	(D)	AA
7349	Building cleaning and maintenance services, n.e.c.	152	(D)	(D)	(D)	JJ
735	Miscellaneous equipment rental and leasing	34	27 730	8 133	1 938	278
7352	Medical equipment rental and leasing	-	-	-	-	-
7353	Heavy construction equipment rental and leasing	5	8 700	3 975	1 017	112
7353 pt.	Rental and leasing of heavy construction equipment without operators	-	-	-	-	-
7353 pt.	Rental and leasing of heavy construction equipment with operators	5	8 700	3 975	1 017	112
7359	Equipment rental and leasing, n.e.c.	29	19 030	4 158	921	166
7359 pt.	Equipment rental	26	15 928	3 988	878	162
7359 pt.	Rent-to-own	3	(D)	(D)	(D)	AA
7359 pt.	Equipment rental, except rent-to-own	23	(D)	(D)	(D)	CC
7359 pt.	Equipment leasing, except finance leasing	3	3 102	170	43	4

Table 1a. Summary Statistics for Firms Subject to Federal Income Tax for the District: 1992—Con.

[Includes only establishments with payroll. For meaning of abbreviations and symbols, see introductory text. For explanation of terms and comparability of 1987 and 1992 censuses, see appendix A]

SIC code	Kind of business or operation	Establishments (number)	Receipts (\$1,000)	Annual payroll (\$1,000)	First-quarter payroll (\$1,000)	Paid employees for pay period including March 12 (number)
73	Business services—Con.					
736	Personnel supply services -----	172	166 405	111 186	26 631	7 553
7361	Employment agencies -----	77	40 111	23 183	5 110	662
7363	Help supply services -----	95	126 294	88 003	21 521	6 891
7363 pt.	Temporary help supply -----	87	117 799	81 324	18 591	6 646
7363 pt.	Help supply, except temporary -----	8	8 495	6 679	2 930	245
7363 pt.	Employee leasing -----	4	(D)	(D)	(D)	BB
7363 pt.	Other help supply services -----	4	(D)	(D)	(D)	CC
737	Computer programming, data processing, and other computer related services -----	261	783 837	255 884	60 347	6 758
7371, 2, 3	Computer programming, prepackaged software, and integrated systems -----	136	365 844	131 558	30 071	3 382
7371	Computer programming services -----	97	133 515	64 170	15 494	1 878
7372	Prepackaged software -----	20	(D)	(D)	(D)	CC
7373	Computer integrated systems -----	19	(D)	(D)	(D)	GG
7374, 5, 6	Data processing services -----	61	234 340	67 844	16 499	1 708
7374, 5	Computer processing, information retrieval -----	52	196 445	51 204	12 186	1 282
7374	Computer processing and data preparation and processing services -----	41	134 484	33 456	7 704	867
7375	Information retrieval services -----	11	61 961	17 748	4 482	415
7376	Computer facilities management services -----	9	37 895	16 640	4 313	426
7377, 8, 9	Computer rental and leasing, maintenance, and related services, n.e.c. -----	64	183 653	56 482	13 777	1 668
7377	Computer rental and leasing -----	3	683	201	61	12
7378	Computer maintenance and repair -----	7	(D)	(D)	(D)	BB
7379	Computer related services, n.e.c. -----	54	(D)	(D)	(D)	GG
7379 pt.	Computer consultants -----	50	141 658	51 802	12 626	1 548
7379 pt.	Miscellaneous computer services, n.e.c. -----	4	(D)	(D)	(D)	BB
738	Miscellaneous business services -----	309	(D)	(D)	(D)	II
7381, 2	Detective agencies and protective services -----	38	38 781	20 756	4 932	1 328
7381	Detective, guard, and armored car services -----	33	(D)	(D)	(D)	GG
7381 pt.	Detective agencies and guard services -----	32	27 199	16 103	3 653	1 098
7381 pt.	Armored car services -----	1	(D)	(D)	(D)	BB
7382	Security systems services -----	5	(D)	(D)	(D)	CC
7383	News syndicates -----	45	74 501	47 709	12 048	1 152
7384	Photofinishing laboratories* -----	27	14 622	5 038	1 281	193
7384 pt.	Photofinishing laboratories, except "one-hour" (mini) labs* -----	19	12 644	4 428	1 125	159
7384 pt.	One-hour (mini) photofinishing* -----	8	1 978	610	156	34
7389	Business services, n.e.c. -----	199	(D)	(D)	(D)	GG
7389 pt.	Sign painting shops -----	2	(D)	(D)	(D)	AA
7389 pt.	Interior designing -----	41	28 353	11 804	2 580	309
7389 pt.	Telephone answering services -----	6	(D)	(D)	(D)	AA
7389 pt.	Other business services -----	150	(D)	(D)	(D)	GG
7389 pt.	Water softening and conditioning services -----	-	(D)	(D)	(D)	-
7389 pt.	Packaging and labeling services -----	3	(D)	(D)	(D)	BB
7389 pt.	Trading stamp services -----	1	(D)	(D)	(D)	AA
7389 pt.	Miscellaneous business services -----	146	135 982	42 608	9 295	1 966
7389 pt.	Convention and trade show services -----	12	17 255	4 114	894	142
7389 pt.	Private mail centers -----	6	5 595	1 766	444	73
7389 pt.	Miscellaneous business services, n.e.c. -----	128	113 132	36 728	7 957	1 751
75	Automotive repair, services, and parking -----	475	222 966	42 483	10 061	2 504
751	Automotive rental and leasing, without drivers -----	10	40 988	7 536	1 880	355
7513	Truck rental and leasing, without drivers -----	2	(D)	(D)	(D)	AA
7513 pt.	Truck rental, without drivers -----	2	(D)	(D)	(D)	AA
7513 pt.	Truck leasing, except finance leasing -----	-	(D)	(D)	(D)	-
7514, 5	Passenger car rental and leasing -----	8	(D)	(D)	(D)	EE
7514	Passenger car rental -----	6	(D)	(D)	(D)	EE
7515	Passenger car leasing -----	2	(D)	(D)	(D)	BB
7519	Utility trailer and recreational vehicle rental -----	-	-	-	-	-
752	Automobile parking -----	348	140 118	23 070	5 333	1 474
7521 pt.	Parking lots -----	108	38 057	6 965	1 507	463
7521 pt.	Parking structures -----	240	102 061	16 105	3 826	1 011
753	Automotive repair shops -----	98	34 365	9 055	2 142	452
7532	Top, body, and upholstery repair shops and paint shops -----	28	10 212	2 545	597	137
7532 pt.	Top and body repair shops -----	24	8 962	2 011	471	108
7532 pt.	Paint shops -----	4	1 250	534	126	29
7538	General automotive repair shops -----	45	13 525	3 586	844	183
7538 pt.	General automotive repair shops, except diesel -----	43	(D)	(D)	(D)	CC
7538 pt.	Diesel repair shops -----	2	(D)	(D)	(D)	AA
7533, 4, 6, 7, 9	Other automotive repair shops -----	25	10 628	2 924	701	132
7533	Automotive exhaust system repair shops -----	4	2 280	669	152	26
7534	Tire retreading and repair shops -----	2	(D)	(D)	(D)	AA
7536	Automotive glass replacement shops -----	5	(D)	(D)	(D)	BB
7537	Automotive transmission repair shops -----	6	2 745	399	100	23
7539	Automotive repair shops, n.e.c. -----	8	2 714	957	236	42
7539 pt.	Radiator repair -----	1	(D)	(D)	(D)	AA
7539 pt.	Brake, front end, and wheel alignment -----	3	(D)	(D)	(D)	BB
7539 pt.	Automotive electrical and fuel system services -----	4	886	330	85	16
7539 pt.	Carburetor repair shops -----	3	(D)	(D)	(D)	AA
7539 pt.	Automotive electrical repair shops -----	1	(D)	(D)	(D)	AA
7539 pt.	Other automotive repair shops, n.e.c. -----	-	-	-	-	-
754	Automotive services, except repair -----	19	7 495	2 822	706	223
7542	Carwashes -----	14	4 066	1 614	410	165
7549	Automotive services, except repair and carwashes -----	5	3 429	1 208	296	58
7549 pt.	Lubrication shops -----	-	-	-	-	-
7549 pt.	Other automotive services -----	5	3 429	1 208	296	58
7549 pt.	Towing services -----	5	3 429	1 208	296	58
7549 pt.	Other automotive services, n.e.c. -----	-	-	-	-	-

Table 1a. Summary Statistics for Firms Subject to Federal Income Tax for the District: 1992—Con.

[Includes only establishments with payroll. For meaning of abbreviations and symbols, see introductory text. For explanation of terms and comparability of 1987 and 1992 censuses, see appendix A]

SIC code	Kind of business or operation	Establishments (number)	Receipts (\$1,000)	Annual payroll (\$1,000)	First-quarter payroll (\$1,000)	Paid employees for pay period including March 12 (number)
76	Miscellaneous repair services -----	59	18 065	6 654	1 699	299
762	Electrical repair shops -----	12	2 879	1 021	264	42
7622	Radio and television repair shops -----	5	1 035	335	89	18
7623, 9	Other electrical and electronic repair shops -----	7	1 844	686	175	24
7623	Refrigeration and air-conditioning service and repair shops -----	3	(D)	(D)	(D)	AA
7629	Electrical and electronic repair shops, n.e.c. -----	4	(D)	(D)	(D)	BB
763	Watch, clock, and jewelry repair -----	2	(D)	(D)	(D)	AA
764	Reupholstery and furniture repair -----	16	2 900	1 074	252	63
769	Miscellaneous repair and related services -----	29	(D)	(D)	(D)	CC
7692	Welding repair -----	—	—	—	—	—
7694	Armature rewinding shops -----	2	(D)	(D)	(D)	AA
7699	Repair shops and related services, n.e.c. -----	27	11 434	4 225	1 093	177
7699 pt.	Farm machinery and equipment repair -----	—	—	—	—	—
7699 pt.	Lawnmower and other small gasoline engine repair -----	—	—	—	—	—
7699 pt.	Sewer and septic tank cleaning services -----	—	—	—	—	—
7699 pt.	Other repair and related services, n.e.c. -----	27	11 434	4 225	1 093	177
78, 79, 84	Amusement and recreation services, including motion pictures and museums -----	281	228 538	69 738	14 897	2 685
781, 2	Motion picture production, distribution, and services -----	117	97 227	32 505	6 772	805
7812 pt.	Motion picture production, except for television -----	52	28 542	9 347	1 755	245
7812 pt.	Motion picture and tape production for television -----	28	35 456	9 854	2 191	185
7819	Services allied to motion picture production -----	27	28 755	12 007	2 541	340
7822 pt.	Motion picture film and tape distributors -----	5	2 468	484	121	17
7822 pt.	Motion picture film exchanges -----	4	(D)	(D)	(D)	AA
7822 pt.	Video tape wholesalers -----	1	(D)	(D)	(D)	AA
7822 pt.	Film and tape distribution for television -----	5	2 006	813	164	18
7829	Services allied to motion picture distribution -----	—	—	—	—	—
783	Motion picture theaters -----	25	21 749	3 932	967	332
7832	Motion picture theaters, except drive-in -----	25	21 749	3 932	967	332
7833	Drive-in motion picture theaters -----	—	—	—	—	—
784	Video tape rental -----	28	18 433	3 290	735	319
792	Theatrical producers (except motion picture), bands, orchestras, and entertainers -----	34	41 285	11 814	2 305	362
7922	Theatrical producers (except motion picture) and miscellaneous theatrical services -----	20	36 599	8 925	1 646	268
7922 pt.	Producers of live theatrical productions -----	2	(D)	(D)	(D)	BB
7922 pt.	Producers of radio and television shows, except tape producers -----	4	8 299	4 613	289	33
7922 pt.	Artists' and entertainers' managers or agents, concert bureaus, booking agents -----	9	4 534	896	194	68
7922 pt.	Other theatrical services -----	5	(D)	(D)	(D)	CC
7929	Bands, orchestras, actors, and other entertainers and entertainment groups -----	14	4 686	2 889	659	94
7929 pt.	Dance groups and artists -----	—	—	—	—	—
7929 pt.	Symphony orchestras, opera companies, and chamber music organizations -----	—	—	—	—	—
7929 pt.	Other music and entertainment presentations -----	14	4 686	2 889	659	94
7929 pt.	Other music groups and artists -----	7	1 826	1 071	139	81
7929 pt.	Other entertainers and entertainment groups -----	7	2 860	1 818	520	13
793	Bowling centers -----	—	—	—	—	—
79 ex. 792, 3, 84	Commercial sports and other amusement and recreation services, including museums -----	77	49 844	18 197	4 118	867
794	Commercial sports -----	5	10 457	6 174	1 217	106
7941	Professional sports clubs, managers, promoters -----	4	(D)	(D)	(D)	CC
7941 pt.	Baseball clubs -----	—	—	—	—	—
7941 pt.	Football clubs -----	—	—	—	—	—
7941 pt.	Other professional sports clubs -----	—	—	—	—	—
7941 pt.	Managers and promoters -----	4	(D)	(D)	(D)	CC
7948	Racing, including track operation -----	1	(D)	(D)	(D)	AA
7948 pt.	Auto racetrack operation -----	—	—	—	—	—
7948 pt.	Horse racetrack operation -----	—	—	—	—	—
7948 pt.	Dog racetrack operation -----	—	—	—	—	—
7948 pt.	Racing stables and racing, n.e.c. -----	1	(D)	(D)	(D)	AA
79 ex. 792, 3, 4, 84	Other amusement and recreation services, including museums -----	72	39 387	12 023	2 901	761
791	Dance studios, schools, and halls -----	8	6 654	1 993	464	105
7911	Physical fitness facilities -----	24	13 327	3 544	847	257
7911 pt.	Physical fitness centers, except gymnasiums and athletic clubs -----	20	10 927	2 700	612	207
7911 pt.	Gymnasiums and athletic clubs -----	4	2 400	844	235	50
7912	Public golf courses -----	3	(D)	(D)	(D)	CC
7913	Coin-operated amusement devices -----	5	(D)	(D)	(D)	AA
7916	Amusement parks -----	—	—	—	—	—
7917	Membership sports and recreation clubs -----	6	6 575	1 324	326	138
7919, 84	Amusement and recreation services, including museums, n.e.c. -----	26	(D)	(D)	(D)	CC
7919 pt.	Concession operators of amusement devices and rides -----	1	(D)	(D)	(D)	AA
7919 pt.	Carnivals, circuses, and fairs -----	—	—	—	—	—
7919 pt.	Carnivals and circuses -----	—	—	—	—	—
7919 pt.	Fairs -----	—	—	—	—	—
7919 pt., 84	Other recreation and amusements, including museums -----	25	7 270	2 820	517	136
84	Museums, art galleries, and botanical and zoological gardens -----	—	—	—	—	—
841	Museums and art galleries -----	—	—	—	—	—
842	Arboreta and botanical or zoological gardens -----	—	—	—	—	—
7999 pt.	Roller skating rinks -----	1	(D)	(D)	(D)	AA
7999 pt.	Ice skating rinks -----	2	(D)	(D)	(D)	BB
7999 pt.	Other amusement and recreation services, n.e.c. -----	22	(D)	(D)	(D)	CC

Table 1a. Summary Statistics for Firms Subject to Federal Income Tax for the District: 1992—Con.

[Includes only establishments with payroll. For meaning of abbreviations and symbols, see introductory text. For explanation of terms and comparability of 1987 and 1992 censuses, see appendix A]

SIC code	Kind of business or operation	Establishments (number)	Receipts (\$1,000)	Annual payroll (\$1,000)	First-quarter payroll (\$1,000)	Paid employees for pay period including March 12 (number)
80	Health services	1 379	798 294	346 797	76 936	9 701
801	Offices and clinics of doctors of medicine	773	439 668	205 127	43 487	3 652
8011 pt.	Offices of doctors of medicine	763	432 805	201 847	43 007	3 606
8011 pt.	General medical clinics	10	6 863	3 280	480	46
802	Offices and clinics of dentists	347	111 703	43 207	9 569	1 384
8021 pt.	Offices of dentists	345	(D)	(D)	(D)	GG
8021 pt.	Dental clinics	2	(D)	(D)	(D)	AA
803	Offices and clinics of doctors of osteopathy	2	(D)	(D)	(D)	AA
8031 pt.	Offices of osteopathic physicians	1	(D)	(D)	(D)	AA
8031 pt.	Osteopathic clinics	1	(D)	(D)	(D)	AA
804	Offices and clinics of other health practitioners	137	42 028	16 272	3 733	561
8041	Offices and clinics of chiropractors	13	4 109	1 100	277	50
8042	Offices and clinics of optometrists	24	9 216	2 773	646	112
8043	Offices and clinics of podiatrists	32	8 181	2 965	679	111
8049	Offices and clinics of health practitioners, n.e.c.	68	20 522	9 434	2 131	288
805	Nursing and personal care facilities	41	97 048	39 561	8 751	2 137
8051	Skilled nursing care facilities	6	47 391	17 510	4 241	817
8052	Intermediate care facilities	33	(D)	(D)	(D)	FF
8059	Nursing and personal care facilities, n.e.c.	2	(D)	(D)	(D)	EE
806	Hospitals	1	(D)	(D)	(D)	EE
8062	General medical and surgical hospitals	—	—	—	—	—
8063, 9	Specialty hospitals	1	(D)	(D)	(D)	EE
8063	Psychiatric hospitals	1	(D)	(D)	(D)	EE
8069	Specialty hospitals, except psychiatric	—	—	—	—	—
807, 8, 9	Other health services	78	(D)	(D)	(D)	GG
807	Medical and dental laboratories	22	12 969	6 060	1 371	87
8071	Medical laboratories	11	11 352	5 396	1 222	64
8072	Dental laboratories	11	1 617	664	149	23
808	Home health care services	16	(D)	(D)	(D)	FF
809	Miscellaneous health and allied services, n.e.c.	40	55 754	18 946	4 769	698
8092	Kidney dialysis centers	11	23 057	6 592	1 566	248
8093	Specialty outpatient facilities, n.e.c.	19	24 747	8 994	2 331	321
8099	Health and allied services, n.e.c.	10	7 950	3 360	872	129
81	Legal services	1 492	4 631 431	1 662 125	370 924	29 030
823, 4, 9	Selected educational services	75	102 218	27 007	6 227	1 194
823	Libraries	1	(D)	(D)	(D)	AA
824	Vocational schools	20	62 800	12 413	2 908	360
8243	Data processing schools	12	(D)	(D)	(D)	CC
8244	Business and secretarial schools	3	(D)	(D)	(D)	BB
8249	Vocational schools, n.e.c.	5	(D)	(D)	(D)	CC
829	Schools and educational services, n.e.c.	54	(D)	(D)	(D)	FF
83	Social services	149	74 816	30 074	6 953	1 696
835	Child day care services	64	12 096	5 975	1 485	525
832, 3, 6, 9	Other social services	85	62 720	24 099	5 468	1 171
832	Individual and family social services	27	18 415	7 730	1 719	354
833	Job training and vocational rehabilitation services	14	12 194	5 420	1 333	239
836	Residential care	13	17 617	6 790	1 515	395
839	Social services, n.e.c.	31	14 494	4 159	901	183
87 ex. 8733	Engineering, accounting, research, management, and related services (except noncommercial research organizations)	1 563	2 355 732	1 013 537	219 807	21 588
871	Engineering, architectural, and surveying services	292	444 575	177 001	42 502	4 169
8711	Engineering services	139	271 950	111 767	26 966	2 511
8712	Architectural services	150	171 503	64 933	15 466	1 649
8713	Surveying services	3	1 122	301	70	9
872	Accounting, auditing, and bookkeeping services	133	234 624	105 578	20 633	2 300
873 ex. 8733	Research, development, and testing services (except noncommercial research organizations)	132	223 506	84 293	18 437	2 118
8731	Commercial physical and biological research	21	(D)	(D)	(D)	EE
8731 pt.	Commercial physical research	16	(D)	(D)	(D)	EE
8731 pt.	Commercial medical and biological research	5	(D)	(D)	(D)	CC
8732	Commercial economic, sociological, and educational research	108	155 961	64 300	13 604	1 654
8734	Testing laboratories	3	(D)	(D)	(D)	AA
874	Management and public relations services	1 006	1 453 027	646 665	138 235	13 001
8741	Management services	112	180 925	81 860	18 324	2 020
8742	Management consulting services	453	720 315	332 135	70 255	6 335
8743	Public relations services	220	217 161	95 150	20 935	1 819
8744	Facilities support management services	16	70 680	24 396	5 867	901
8748	Business consulting services, n.e.c.	205	263 946	113 124	22 854	1 926
89	Services, n.e.c.	123	167 316	76 842	18 040	1 261
8999 pt.	Scientific and related consulting services, except environmental	28	98 485	48 334	12 167	662
8999 pt.	Other services	95	68 831	28 508	5 873	599
8999 pt.	Environmental consulting	38	52 099	20 880	4 322	414
8999 pt.	Authors, composers, and other arts-related services	34	9 754	4 549	887	90
8999 pt.	Other services, n.e.c.	23	6 978	3 079	664	95

Table 1b. Summary Statistics for Firms Exempt From Federal Income Tax for the District: 1992

[Includes only establishments with payroll. For meaning of abbreviations and symbols, see introductory text. For explanation of terms and comparability of 1987 and 1992 censuses, see appendix A]

SIC code	Kind of business or operation	Establishments (number)	Revenue (\$1,000)	Annual payroll (\$1,000)	First-quarter payroll (\$1,000)	Paid employees for pay period including March 12 (number)
	Total	2 582	9 782 234	3 118 166	760 955	96 338
7032, 704	Camps and membership lodging	4	2 709	1 310	306	64
7032	Sporting and recreational camps	—	—	—	—	—
704	Organization hotels and lodging houses, on membership basis	4	2 709	1 310	306	64
792, 7991 pt., 7997, 7999 pt., 84	Selected amusement, recreation, and related services	66	136 084	37 873	9 285	1 954
792	Theatrical producers (except motion picture), bands, orchestras, and entertainers	31	44 713	15 446	4 161	906
7922	Theatrical producers (except motion picture) and miscellaneous theatrical services	17	23 999	10 375	2 625	652
7922 pt.	Producers of live theatrical productions	12	22 350	9 837	2 460	618
7922 pt.	Producers of radio and television shows, except tape	—	—	—	—	—
7922 pt.	Artists' and entertainers' managers or agents, concert bureaus, booking agents	—	—	—	—	—
7922 pt.	Other theatrical services	5	1 649	538	165	34
7929	Bands, orchestras, actors, and other entertainers and entertainment groups	14	20 714	5 071	1 536	254
7929 pt.	Dance groups and artists	2	(D)	(D)	(D)	BB
7929 pt.	Symphony orchestras, opera companies, and chamber music organizations	6	(D)	(D)	(D)	CC
7929 pt.	Other music groups and artists	5	1 856	448	104	16
7929 pt.	Other entertainers and entertainment groups	1	(D)	(D)	(D)	BB
7991 pt., 7997	Gymnasiums, athletic clubs, and membership sports and recreation clubs	5	1 431	369	79	30
7991 pt.	Gymnasiums and athletic clubs	—	—	—	—	—
7997	Membership sports and recreation clubs	5	1 431	369	79	30
7999 pt.	Fairs	—	—	—	—	—
84	Museums, art galleries, and botanical and zoological gardens	30	89 940	22 058	5 045	1 018
841	Museums and art galleries	28	(D)	(D)	(D)	FF
842	Arboreta and botanical or zoological gardens	2	(D)	(D)	(D)	CC
8011 pt.; 8021 pt.; 805, 6, 8, 9	Selected health services	88	3 074 543	1 432 622	349 933	42 768
8011 pt., 8021 pt.	Clinics of doctors of medicine and dentists	18	230 619	93 680	22 903	1 574
8011 pt.	General medical clinics	17	(D)	(D)	(D)	GG
8021 pt.	Dental clinics	1	(D)	(D)	(D)	AA
805	Nursing and personal care facilities	15	49 586	25 378	6 382	1 172
8051	Skilled nursing care facilities	4	30 174	16 559	4 218	661
8052	Intermediate care facilities	11	19 412	8 819	2 164	511
8059	Nursing and personal care facilities, n.e.c.	—	—	—	—	—
806	Hospitals	17	2 704 309	1 275 270	311 839	38 375
8062	General medical and surgical hospitals	12	2 186 445	1 015 935	247 185	29 842
8062 pt.	General medical and surgical hospitals, nongovernment	9	1 546 323	706 358	172 346	21 450
8062 pt.	General medical and surgical hospitals, government	3	640 122	309 577	74 839	8 392
8063, 9	Specialty hospitals	5	517 864	259 335	64 654	8 533
8063	Psychiatric hospitals	1	(D)	(D)	(D)	HH
8063 pt.	Psychiatric hospitals, nongovernment	—	—	—	—	—
8063 pt.	Psychiatric hospitals, government	1	(D)	(D)	(D)	HH
8069	Specialty hospitals, except psychiatric	4	(D)	(D)	(D)	II
8069 pt.	Specialty hospitals, except psychiatric; nongovernment	4	(D)	(D)	(D)	II
8069 pt.	Specialty hospitals, except psychiatric; government	—	—	—	—	—
808, 9	Other health services	38	90 029	38 294	8 809	1 647
808	Home health care services	6	(D)	(D)	(D)	EE
809	Miscellaneous health and allied services, n.e.c.	32	(D)	(D)	(D)	GG
8092	Kidney dialysis centers	—	—	—	—	—
8093	Specialty outpatient facilities, n.e.c.	25	62 702	24 240	5 509	1 078
8099	Health and allied services, n.e.c.	7	(D)	(D)	(D)	CC
8111 pt.	Legal aid societies and similar legal services	41	28 823	13 494	3 203	378
823, 4, 9	Selected educational services	115	175 386	33 904	8 254	1 578
823	Libraries	5	(D)	(D)	(D)	CC
824	Vocational schools	8	3 610	1 703	468	106
8243	Data processing schools	—	—	—	—	—
8244	Business and secretarial schools	—	—	—	—	—
8249	Vocational schools, n.e.c.	8	3 610	1 703	468	106
829	Schools and educational services, n.e.c.	102	(D)	(D)	(D)	GG
83	Social services	800	2 046 067	374 798	91 836	19 235
835	Child day care services	121	38 397	22 290	5 106	1 529
832, 3, 6, 9	Other social services	679	2 007 670	352 508	86 730	17 706
832	Individual and family social services	209	322 074	91 193	21 066	3 812
833	Job training and vocational rehabilitation services	52	61 952	37 000	8 834	1 842
836	Residential care	89	58 117	26 573	6 446	1 497
839	Social services, n.e.c.	329	1 565 527	197 742	50 384	10 555
861, 2, 4, 9	Selected membership organizations	1 126	3 482 631	978 939	238 533	24 118
861	Business associations	493	1 968 010	579 979	141 965	12 162
864	Civic, social, and fraternal associations	231	523 428	114 758	28 613	4 006
862, 9	Other membership organizations	402	991 193	284 202	67 955	7 950
862	Professional membership organizations	231	683 337	187 760	45 710	5 125
869	Membership organizations, n.e.c.	171	307 856	96 442	22 245	2 825

Table 1b. Summary Statistics for Firms Exempt From Federal Income Tax for the District: 1992—Con.

[Includes only establishments with payroll. For meaning of abbreviations and symbols, see introductory text. For explanation of terms and comparability of 1987 and 1992 censuses, see appendix A]

SIC code	Kind of business or operation	Establishments (number)	Revenue (\$1,000)	Annual payroll (\$1,000)	First-quarter payroll (\$1,000)	Paid employees for pay period including March 12 (number)
873, 4 ex. 8744	Research, testing, and consulting services, except facilities support management services -----	342	835 991	245 226	59 605	6 243
873	Research, development, and testing services -----	279	708 457	217 368	53 317	5 520
8731	Commercial physical and biological research -----	14	35 544	13 384	3 439	342
8732	Commercial economic, sociological, and educational research -----	39	39 630	11 781	2 783	308
8733	Noncommercial research organizations -----	226	633 283	192 203	47 095	4 870
8734	Testing laboratories -----	-	-	-	-	-
874 ex. 8744	Management and public relations services, except facilities support management services -----	63	127 534	27 858	6 288	723
8741	Management services -----	7	3 522	1 160	257	36
8742	Management consulting services -----	11	6 548	2 515	618	63
8743	Public relations services -----	21	16 400	4 861	1 071	166
8748	Business consulting services, n.e.c. -----	24	101 064	19 322	4 342	458

Table 2a. Selected Ratios for Firms Subject to Federal Income Tax for the District: 1992

[Includes only establishments with payroll. For meaning of abbreviations and symbols, see introductory text. For explanation of terms and comparability of 1987 and 1992 censuses, see appendix A]

SIC code	Kind of business or operation	Receipts		Annual payroll per employee ¹ (dollars)	Employees per establishment ¹ (number)
		Per establishment (dollars)	Per employee ¹ (dollars)		
	Total -----	1 524 277	93 141	35 633	16
70 ex. 704	Hotels, rooming houses, camps, and other lodging places (except membership lodging) -----	7 865 963	60 126	19 654	131
7011	Hotels and motels -----	8 721 505	60 303	19 709	145
7011 pt.	Hotels -----	10 517 937	61 061	19 928	172
7011 pt.	Hotels, 25 guestrooms or more -----	11 217 311	61 098	19 948	184
7011 pt.	Hotels, less than 25 guestrooms -----	167 200	38 000	7 273	4
7011 pt.	Motels, motor hotels, and tourist courts -----	837 167	35 793	12 620	23
7011 pt.	Motels, tourist courts -----	736 429	33 258	9 626	22
7011 pt.	Motor hotels -----	1 189 750	42 874	20 982	28
702, 3	Other lodging places -----	321 636	35 380	11 970	9
702	Rooming and boarding houses -----	(D)	(D)	(D)	(D)
703	Camps and recreational vehicle parks -----	(D)	(D)	(D)	(D)
72	Personal services -----	281 477	38 391	15 756	7
721	Laundry, cleaning, and garment services -----	267 000	41 266	15 191	6
7211	Power laundries, family and commercial* -----	(D)	(D)	(D)	(D)
7213	Linen supply* -----	(D)	(D)	(D)	(D)
7215	Coin-operated laundries and drycleaning -----	157 071	78 536	13 071	2
7216	Drycleaning plants, except rug cleaning* -----	173 725	35 545	11 499	5
7217	Carpet and upholstery cleaning -----	115 000	31 364	11 864	4
7218	Industrial launderers* -----	(D)	(D)	(D)	(D)
7212, 9	Other laundry, cleaning, and garment services* -----	157 500	48 125	14 118	3
7212	Garment pressing, and agents for laundries and drycleaners -----	130 379	55 603	12 382	2
7219	Laundry and garment services, n.e.c.* -----	209 933	41 434	15 671	5
722	Photographic studios, portrait -----	(D)	(D)	(D)	(D)
723, 4	Beauty and barber shops -----	242 309	35 843	18 470	7
723	Beauty shops -----	259 660	36 069	18 478	7
724	Barber shops -----	114 846	32 457	18 348	4
725	Shoe repair shops and shoeshine parlors -----	104 182	34 727	12 515	3
726	Funeral service and crematories -----	706 231	59 617	19 744	12
729	Miscellaneous personal services -----	(D)	(D)	(D)	(D)
7291	Tax return preparation services -----	(D)	(D)	(D)	(D)
7299	Miscellaneous personal services, n.e.c. -----	351 625	38 014	9 507	9
73	Business services -----	1 382 234	50 027	20 896	28
731	Advertising -----	1 398 593	127 359	52 806	11
7311	Advertising agencies -----	1 162 714	99 661	46 604	12
7312	Outdoor advertising services -----	(D)	(D)	(D)	(D)
7313	Radio, television, publishers' advertising representatives -----	(D)	(D)	(D)	(D)
7319	Advertising, n.e.c. -----	3 438 400	220 410	93 795	16
732	Consumer credit reporting agencies, mercantile reporting agencies, and adjustment and collection agencies -----	(D)	(D)	(D)	(D)
7322	Adjustment and collection services -----	(D)	(D)	(D)	(D)
7323	Credit reporting services -----	-	-	-	-
733	Mailing, reproduction, commercial art and photography, and stenographic services -----	674 900	70 081	26 498	10
7331	Direct mail advertising services -----	1 016 947	150 953	42 023	7
7334	Photocopying and duplicating services -----	760 891	40 278	18 064	19
7335, 6	Commercial photography, art, and graphics -----	465 981	115 396	36 304	4
7335	Commercial photography -----	226 053	87 653	21 000	3
7336	Commercial art and graphic design -----	518 988	119 021	38 304	4
7338	Secretarial and court reporting services -----	1 009 531	73 254	32 433	14

See footnotes at end of table.

Table 2a. Selected Ratios for Firms Subject to Federal Income Tax for the District: 1992—Con.

[Includes only establishments with payroll. For meaning of abbreviations and symbols, see introductory text. For explanation of terms and comparability of 1987 and 1992 censuses, see appendix A]

SIC code	Kind of business or operation	Receipts		Annual payroll per employee ¹ (dollars)	Employees per establishment ¹ (number)
		Per establishment (dollars)	Per employee ¹ (dollars)		
73	Business services—Con.				
734	Services to dwellings and other buildings -----	1 030 826	14 853	9 303	69
7342	Disinfecting and pest control services -----	(D)	(D)	(D)	(D)
7349	Building cleaning and maintenance services, n.e.c. -----	(D)	(D)	(D)	(D)
735	Miscellaneous equipment rental and leasing -----	815 588	99 748	29 255	8
7352	Medical equipment rental and leasing -----	—	—	—	—
7353	Heavy construction equipment rental and leasing -----	1 740 000	77 679	35 491	22
7359	Equipment rental and leasing, n.e.c. -----	656 207	114 639	25 048	6
736	Personnel supply services -----	967 471	22 032	14 721	44
7361	Employment agencies -----	520 922	60 591	35 020	9
7363	Help supply services -----	1 329 411	18 327	12 771	73
7363 pt.	Temporary help supply -----	1 354 011	17 725	12 237	76
7363 pt.	Help supply, except temporary -----	1 061 875	34 673	27 261	31
737	Computer programming, data processing, and other computer related services -----	3 003 207	115 987	37 864	26
7371, 2, 3	Computer programming, prepackaged software, and integrated systems -----	2 690 029	108 174	38 899	25
7371	Computer programming services -----	1 376 443	71 094	34 169	19
7372	Prepackaged software -----	(D)	(D)	(D)	(D)
7373	Computer integrated systems -----	(D)	(D)	(D)	(D)
7374, 5, 6	Data processing services -----	3 841 639	137 201	39 721	28
7374, 5	Computer processing, information retrieval -----	3 777 788	153 233	39 941	25
7376	Computer facilities management services -----	4 210 556	88 955	39 061	47
7377, 8, 9	Computer rental and leasing, maintenance, and related services, n.e.c. -----	2 869 578	110 104	33 862	26
7377	Computer rental and leasing -----	227 667	56 917	16 750	4
7378	Computer maintenance and repair -----	(D)	(D)	(D)	(D)
7379	Computer related services, n.e.c. -----	(D)	(D)	(D)	(D)
738	Miscellaneous business services -----	(D)	(D)	(D)	(D)
7381, 2	Detective agencies and protective services -----	1 020 553	29 203	15 630	35
7381	Detective, guard, and armored car services -----	(D)	(D)	(D)	(D)
7382	Security systems services -----	(D)	(D)	(D)	(D)
7383	News syndicates -----	1 655 578	64 671	41 414	26
7384	Photofinishing laboratories* -----	541 556	75 762	26 104	7
7389	Business services, n.e.c. -----	(D)	(D)	(D)	(D)
7389 pt.	Sign painting shops -----	(D)	(D)	(D)	(D)
7389 pt.	Interior designing -----	691 537	91 757	38 201	8
7389 pt.	Telephone answering services -----	(D)	(D)	(D)	(D)
7389 pt.	Other business services -----	(D)	(D)	(D)	(D)
75	Automotive repair, services, and parking -----	469 402	89 044	16 966	5
751	Automotive rental and leasing, without drivers -----	4 098 800	115 459	21 228	36
7513	Truck rental and leasing, without drivers -----	(D)	(D)	(D)	(D)
7514, 5	Passenger car rental and leasing -----	(D)	(D)	(D)	(D)
7514	Passenger car rental -----	(D)	(D)	(D)	(D)
7515	Passenger car leasing -----	(D)	(D)	(D)	(D)
7519	Utility trailer and recreational vehicle rental -----	—	—	—	—
752	Automobile parking -----	402 638	95 060	15 651	4
753	Automotive repair shops -----	350 663	76 029	20 033	5
7532	Top, body, and upholstery repair shops and paint shops -----	364 714	74 540	18 577	5
7532 pt.	Top and body repair shops -----	373 417	82 981	18 620	5
7532 pt.	Paint shops -----	312 500	43 103	18 414	7
7538	General automotive repair shops -----	300 556	73 907	19 596	4
7538 pt.	General automotive repair shops, except diesel -----	(D)	(D)	(D)	(D)
7538 pt.	Diesel repair shops -----	(D)	(D)	(D)	(D)
7533, 4, 6, 7, 9	Other automotive repair shops -----	425 120	80 515	22 152	5
7533	Automotive exhaust system repair shops -----	570 000	87 692	25 731	7
7534	Tire retreading and repair shops -----	(D)	(D)	(D)	(D)
7536	Automotive glass replacement shops -----	(D)	(D)	(D)	(D)
7537	Automotive transmission repair shops -----	457 500	119 348	17 348	4
7539	Automotive repair shops, n.e.c. -----	339 250	64 619	22 786	5
7539 pt.	Radiator repair -----	(D)	(D)	(D)	(D)
7539 pt.	Brake, front end, and wheel alignment -----	(D)	(D)	(D)	(D)
7539 pt.	Automotive electrical and fuel system services -----	221 500	55 375	20 625	4
7539 pt.	Other automotive repair shops, n.e.c. -----	—	—	—	—
754	Automotive services, except repair -----	394 474	33 610	12 655	12
7542	Carwashes -----	290 429	24 642	9 782	12
7549	Automotive services, except repair and carwashes -----	685 800	59 121	20 828	12
76	Miscellaneous repair services -----	306 186	60 418	22 254	5
762	Electrical repair shops -----	239 917	68 548	24 310	4
7622	Radio and television repair shops -----	207 000	57 500	18 611	4
7623, 9	Other electrical and electronic repair shops -----	263 429	76 833	28 583	3
7623	Refrigeration and air-conditioning service and repair shops -----	(D)	(D)	(D)	(D)
7629	Electrical and electronic repair shops, n.e.c. -----	(D)	(D)	(D)	(D)
763	Watch, clock, and jewelry repair -----	(D)	(D)	(D)	(D)
764	Reupholstery and furniture repair -----	181 250	46 032	17 048	4
769	Miscellaneous repair and related services -----	(D)	(D)	(D)	(D)
7692	Welding repair -----	—	—	—	—
7694	Armature rewinding shops -----	(D)	(D)	(D)	(D)
7699	Repair shops and related services, n.e.c. -----	423 481	64 599	23 870	7

See footnotes at end of table.

Table 2a. Selected Ratios for Firms Subject to Federal Income Tax for the District: 1992—Con.

[Includes only establishments with payroll. For meaning of abbreviations and symbols, see introductory text. For explanation of terms and comparability of 1987 and 1992 censuses, see appendix A]

SIC code	Kind of business or operation	Receipts		Annual payroll per employee ¹ (dollars)	Employees per establishment ¹ (number)
		Per establishment (dollars)	Per employee ¹ (dollars)		
78, 79, 84	Amusement and recreation services, including motion pictures and museums	813 302	85 117	25 973	10
781, 2	Motion picture production, distribution, and services	831 000	120 779	40 379	7
783	Motion picture theaters	869 960	65 509	11 843	13
7832	Motion picture theaters, except drive-in	869 960	65 509	11 843	13
7833	Drive-in motion picture theaters	—	—	—	—
784	Video tape rental	658 321	57 784	10 313	11
792	Theatrical producers (except motion picture), bands, orchestras, and entertainers	1 214 265	114 047	32 635	11
7922	Theatrical producers (except motion picture) and miscellaneous theatrical services	1 829 950	136 563	33 302	13
7929	Bands, orchestras, actors, and other entertainers and entertainment groups	334 714	49 851	30 734	7
793	Bowling centers	—	—	—	—
79 ex. 792, 3, 84	Commercial sports and other amusement and recreation services, including museums	647 325	57 490	20 988	11
794	Commercial sports	2 091 400	98 651	58 245	21
7941	Professional sports clubs, managers, promoters	(D)	(D)	(D)	(D)
7948	Racing, including track operation	(D)	(D)	(D)	(D)
79 ex. 792, 3, 4, 84	Other amusement and recreation services, including museums	547 042	51 757	15 799	11
791	Dance studios, schools, and halls	831 750	63 371	18 981	13
7991	Physical fitness facilities	555 292	51 856	13 790	11
7992	Public golf courses	(D)	(D)	(D)	(D)
7993	Coin-operated amusement devices	(D)	(D)	(D)	(D)
7996	Amusement parks	—	—	—	—
7997	Membership sports and recreation clubs	1 095 833	47 645	9 594	23
7999, 84	Amusement and recreation services, including museums, n.e.c.	(D)	(D)	(D)	(D)
7999 pt.	Concession operators of amusement devices and rides	(D)	(D)	(D)	(D)
7999 pt.	Carnivals, circuses, and fairs	—	—	—	—
7999 pt., 84	Other recreation and amusements, including museums	290 800	53 456	20 735	5
80	Health services	578 893	82 290	35 749	7
801	Offices and clinics of doctors of medicine	568 781	120 391	56 168	5
8011 pt.	Offices of doctors of medicine	567 241	120 024	55 975	5
8011 pt.	General medical clinics	686 300	149 196	71 304	5
802	Offices and clinics of dentists	321 911	80 710	31 219	4
803	Offices and clinics of doctors of osteopathy	(D)	(D)	(D)	(D)
804	Offices and clinics of other health practitioners	306 774	74 916	29 005	4
8041	Offices and clinics of chiropractors	316 077	82 180	22 000	4
8042	Offices and clinics of optometrists	384 000	82 286	24 759	5
8043	Offices and clinics of podiatrists	255 656	73 703	26 712	3
8049	Offices and clinics of health practitioners, n.e.c.	301 794	71 257	32 757	4
805	Nursing and personal care facilities	2 367 024	45 413	18 512	52
8051	Skilled nursing care facilities	7 898 500	58 006	21 432	136
8052	Intermediate care facilities	(D)	(D)	(D)	(D)
8059	Nursing and personal care facilities, n.e.c.	(D)	(D)	(D)	(D)
806	Hospitals	(D)	(D)	(D)	(D)
8062	General medical and surgical hospitals	—	—	—	—
8063, 9	Specialty hospitals	(D)	(D)	(D)	(D)
807, 8, 9	Other health services	(D)	(D)	(D)	(D)
807	Medical and dental laboratories	589 500	149 069	69 655	4
8071	Medical laboratories	1 032 000	177 375	84 313	6
8072	Dental laboratories	147 000	70 304	28 870	2
808	Home health care services	(D)	(D)	(D)	(D)
809	Miscellaneous health and allied services, n.e.c.	1 393 850	79 877	27 143	17
8092	Kidney dialysis centers	2 096 091	92 972	26 581	23
8093	Specialty outpatient facilities, n.e.c.	1 302 474	77 093	28 019	17
8099	Health and allied services, n.e.c.	795 000	61 628	26 047	13
81	Legal services	3 104 176	159 539	57 255	19
823, 4, 9	Selected educational services	1 362 907	85 610	22 619	16
823	Libraries	(D)	(D)	(D)	(D)
824	Vocational schools	3 140 000	174 444	34 481	18
829	Schools and educational services, n.e.c.	(D)	(D)	(D)	(D)
83	Social services	502 121	44 113	17 732	11
835	Child day care services	189 000	23 040	11 381	8
832, 3, 6, 9	Other social services	737 882	53 561	20 580	14
87 ex. 8733	Engineering, accounting, research, management, and related services (except noncommercial research organizations)	1 507 186	109 122	46 949	14
871	Engineering, architectural, and surveying services	1 522 517	106 638	42 456	14
8711	Engineering services	1 956 475	108 303	44 511	18
8712	Architectural services	1 143 353	104 004	39 377	11
8713	Surveying services	374 000	124 667	33 444	3
872	Accounting, auditing, and bookkeeping services	1 764 090	102 010	45 903	17
873 ex. 8733	Research, development, and testing services (except noncommercial research organizations)	1 693 227	105 527	39 798	16
8731	Commercial physical and biological research	(D)	(D)	(D)	(D)
8732	Commercial economic, sociological, and educational research	1 444 083	94 293	38 875	15
8734	Testing laboratories	(D)	(D)	(D)	(D)

See footnotes at end of table.

Table 2a. Selected Ratios for Firms Subject to Federal Income Tax for the District: 1992—Con.

[Includes only establishments with payroll. For meaning of abbreviations and symbols, see introductory text. For explanation of terms and comparability of 1987 and 1992 censuses, see appendix A]

SIC code	Kind of business or operation	Receipts		Annual payroll per employee ¹ (dollars)	Employees per establishment ¹ (number)
		Per establishment (dollars)	Per employee ¹ (dollars)		
87 ex. 8733	Engineering, accounting, research, management, and related services (except noncommercial research organizations) —Con.				
874	Management and public relations services	1 444 361	111 763	49 740	13
8741	Management services	1 615 402	89 567	40 525	18
8742	Management consulting services	1 590 099	113 704	52 429	14
8743	Public relations services	987 095	119 385	52 309	8
8744	Facilities support management services	4 417 500	78 446	27 077	56
8748	Business consulting services, n.e.c.	1 287 541	137 044	58 735	9
89	Services, n.e.c.	1 360 293	132 685	60 937	10

¹Based on number of employees for pay period including March 12.

Table 2b. Selected Ratios for Firms Exempt From Federal Income Tax for the District: 1992

[Includes only establishments with payroll. For meaning of abbreviations and symbols, see introductory text. For explanation of terms and comparability of 1987 and 1992 censuses, see appendix A]

SIC code	Kind of business or operation	Revenue		Expenses		Annual payroll per employee ¹ (dollars)	Employees per establishment ¹ (number)
		Per establishment (dollars)	Per employee ¹ (dollars)	Per establishment (dollars)	Per employee ¹ (dollars)		
	Total	3 788 627	101 541	3 599 561	96 474	32 367	37
7032, 704	Camps and membership lodging	677 250	42 328	842 750	52 672	20 469	16
792, 7991 pt., 7997, 7999 pt., 84	Selected amusement, recreation, and related services	2 061 879	69 644	1 670 985	56 441	19 382	30
8011 pt.; 8021 pt.; 805, 6, 8, 9	Selected health services	34 937 989	71 889	34 125 534	70 217	33 498	486
8011 pt., 8021 pt. 805	Clinics of doctors of medicine and dentists	12 812 167	146 518	12 351 889	141 254	59 517	87
	Nursing and personal care facilities	3 305 733	42 309	3 480 800	44 549	21 654	78
806 8062 8063, 9	Hospitals	159 077 000	70 471	155 454 353	68 866	33 232	2 257
	General medical and surgical hospitals	182 203 750	73 267	177 522 083	71 385	34 044	2 487
	Specialty hospitals	103 572 800	60 690	102 491 800	60 056	30 392	1 707
808, 9	Other health services	2 369 184	54 662	2 257 289	52 081	23 251	43
8111 pt.	Legal aid societies and similar legal services	703 000	76 251	631 561	68 503	35 698	9
823, 4, 9	Selected educational services	1 525 096	111 144	1 515 817	110 468	21 485	14
83	Social services	2 557 584	106 372	2 267 594	94 311	19 485	24
835	Child day care services	317 331	25 112	313 058	24 774	14 578	13
832, 3, 6, 9	Other social services	2 956 804	113 389	2 615 898	100 316	19 909	26
832	Individual and family social services	1 541 024	84 490	1 358 842	74 501	23 923	18
833	Job training and vocational rehabilitation services	1 191 385	33 633	1 188 692	33 557	20 087	35
836	Residential care	653 000	38 822	609 416	36 231	17 751	17
839	Social services, n.e.c.	4 758 441	148 321	4 182 818	130 379	18 734	32
861, 2, 4, 9	Selected membership organizations	3 092 923	144 400	2 977 890	139 029	40 590	21
861	Business associations	3 991 907	161 816	3 794 235	153 803	47 688	25
864	Civic, social, and fraternal associations	2 265 922	130 661	2 245 017	129 456	28 647	17
862, 9	Other membership organizations	2 465 654	124 678	2 397 878	121 251	35 749	20
873, 4 ex. 8744	Research, testing, and consulting services, except facilities support management services	2 444 418	133 909	2 368 339	129 741	39 280	18
873	Research, development, and testing services	2 539 272	128 344	2 450 846	123 874	39 378	20
874 ex. 8744	Management and public relations services, except facilities support management services	2 024 349	176 396	2 002 952	174 531	38 531	11

¹Based on number of employees for pay period including March 12.

Table 3a. Comparative Statistics for Firms Subject to Federal Income Tax for the District: 1992 and 1987

[Includes only establishments with payroll. For meaning of abbreviations and symbols, see introductory text. For explanation of terms and comparability of 1987 and 1992 censuses, see appendix A]

SIC code	Kind of business or operation	Establishments		Receipts			Annual payroll			Paid employees for pay period including March 12	
		1992 (number)	1987 (number)	1992 (\$1,000)	1987 (\$1,000)	Percent change 1987 to 1992	1992 (\$1,000)	1987 (\$1,000)	Percent change 1987 to 1992	1992 (number)	1987 (number)
	Total	7 373	7 486	11 238 493	7 882 542	42.6	4 299 497	2 993 049	43.6	120 661	120 844
70 ex. 704	Hotels, rooming houses, camps, and other lodging places (except membership lodging)	108	110	849 524	679 439	25.0	277 689	220 954	25.7	14 129	14 866
	Hotels and motels	97	94	845 986	677 278	24.9	276 492	220 211	25.6	14 029	14 777
7011 pt.	Hotels, 25 guestrooms or more	79	74	830 917	653 173	27.2	271 179	213 619	26.9	13 608	14 227
7011 pt.	Hotels, less than 25 guestrooms	74	73	830 081	(D)	(D)	271 019	(D)	(D)	13 586	JJ
7011 pt.	Hotels, motor hotels, and tourist courts	5	1	836	(D)	(D)	160	(D)	(D)	22	AA
7011 pt.	Motels, motor hotels, and tourist courts	18	20	15 069	24 105	-37.5	5 313	6 592	-19.4	421	550
7011 pt.	Motels, tourist courts	14	16	10 310	17 280	-40.3	2 984	4 831	-38.2	310	420
7011 pt.	Motor hotels	4	4	4 759	6 845	-30.5	2 329	1 761	32.3	111	130
702, 3	Other lodging places	11	16	3 538	2 161	63.7	1 197	743	61.1	100	89
702	Rooming and boarding houses	10	16	(D)	2 161	(D)	(D)	743	(D)	CC	89
703	Camps and recreational vehicle parks	1	-	(D)	-	(D)	(D)	-	(D)	AA	-
72	Personal services	470	511	132 294	119 981	10.3	54 295	48 156	12.7	3 446	3 687
721	Laundry, cleaning, and garment services	168	176	44 856	48 193	-6.9	16 513	17 781	-7.1	1 087	1 408
7211	Power laundries, family and commercial*	4	9	(D)	(D)	(D)	(D)	(D)	(D)	CC	CC
7213	Linen supply*	4	4	(D)	(D)	(D)	(D)	(D)	(D)	EE	EE
7215	Coin-operated laundries and drycleaning	28	29	4 398	4 737	-7.2	732	1 377	-46.8	56	91
7217	Drycleaning plants, except rug cleaning*	80	79	13 898	15 147	-8.2	4 496	5 681	-20.9	391	558
7216	Carpet and upholstery cleaning	6	6	690	(D)	(D)	261	(D)	(D)	22	BB
7218	Industrial laundries*	2	-	(D)	-	(D)	(D)	-	(D)	AA	-
7212, 9	Other laundry, cleaning, and garment services*	44	49	6 930	8 606	-19.5	2 033	2 899	-29.9	144	236
722	Photographic studios, portrait	10	12	(D)	2 230	(D)	(D)	512	(D)	AA	44
723, 4	Beauty and barber shops	217	243	52 581	42 956	22.4	27 095	21 917	23.6	1 467	1 765
723	Beauty shops	191	216	49 595	40 932	21.2	25 407	21 023	20.9	1 375	1 677
724	Barber shops	26	27	2 986	2 024	47.5	1 688	894	88.8	92	88
725	Shoe repair shops and shoeshine parlors	11	13	1 146	909	26.1	413	383	7.8	33	27
726	Funeral service and crematories	26	27	18 362	17 850	2.9	6 081	5 222	16.4	308	292
729	Miscellaneous personal services	38	40	(D)	7 843	(D)	(D)	2 341	(D)	FF	151
7291	Tax return preparation services	6	6	(D)	(D)	(D)	(D)	(D)	(D)	CC	BB
7299	Miscellaneous personal services, n.e.c.	32	34	11 252	(D)	(D)	2 814	(D)	(D)	296	CC
73	Business services	1 199	1 169	1 657 299	1 108 374	49.5	692 256	489 283	41.5	33 128	36 758
731	Advertising	54	72	75 524	(D)	(D)	31 314	(D)	(D)	593	FF
7311	Advertising agencies	42	58	48 834	43 350	12.7	22 836	17 895	27.6	490	582
7312	Outdoor advertising services	3	2	(D)	(D)	(D)	(D)	(D)	(D)	AA	AA
7313	Radio, television, publishers' advertising representatives	4	4	(D)	(D)	(D)	(D)	(D)	(D)	AA	AA
7319	Advertising, n.e.c.	5	8	17 192	3 070	460.0	7 316	999	632.3	78	29
732	Consumer credit reporting agencies, mercantile reporting agencies, and adjustment and collection agencies	3	10	(D)	(D)	(D)	(D)	(D)	(D)	CC	CC
7322	Adjustment and collection services	3	9	(D)	(D)	(D)	(D)	(D)	(D)	CC	CC
7323	Credit reporting services	-	1	-	(D)	(D)	-	(D)	(D)	-	AA
733	Mailing, reproduction, commercial art and photography, and stenographic services	211	210	142 404	102 760	38.6	53 843	37 721	42.7	2 032	1 507
7331	Direct mail advertising services	19	16	19 322	(D)	(D)	5 379	(D)	(D)	128	CC
7334	Photocopying and duplicating services	55	31	41 849	24 629	69.9	18 768	8 974	109.1	1 039	420
7335, 6	Commercial photography, art, and graphics	105	114	48 928	43 370	12.8	15 393	14 277	7.8	424	522
7335	Commercial photography	19	29	4 295	6 696	-35.9	1 029	1 825	-43.6	49	81
7336	Commercial art and graphic design	86	85	44 633	36 674	21.7	14 364	12 452	15.4	375	441
7338	Secretarial and court reporting services	32	49	32 305	(D)	(D)	14 303	(D)	(D)	441	EE
734	Services to dwellings and other buildings	155	131	159 778	(D)	(D)	100 076	(D)	(D)	10 757	JJ
7342	Disinfecting and pest control services	3	10	(D)	(D)	(D)	(D)	(D)	(D)	AA	BB
7349	Building cleaning and maintenance services, n.e.c.	152	121	(D)	(D)	(D)	(D)	(D)	(D)	JJ	JJ
735	Miscellaneous equipment rental and leasing	34	44	27 730	27 434	1.1	8 133	10 823	-24.9	278	460
7352	Medical equipment rental and leasing	-	1	-	(D)	(D)	-	(D)	(D)	-	AA
7353	Heavy construction equipment rental and leasing	5	6	8 700	(D)	(D)	3 975	(D)	(D)	112	CC
7359	Equipment rental and leasing, n.e.c.	29	37	19 030	15 334	24.1	4 158	5 921	-29.8	166	282
736	Personnel supply services	172	172	166 405	165 625	.5	111 186	108 345	2.6	7 553	12 609
7361	Employment agencies	77	84	40 111	(D)	(D)	23 183	(D)	(D)	662	GG
7363	Help supply services	95	88	126 294	(D)	(D)	88 003	(D)	(D)	6 891	JJ
737	Computer programming, data processing, and other computer related services	261	210	783 837	395 817	98.0	255 884	147 314	73.7	6 758	5 018
7371, 2, 3	Computer programming, prepackaged software, and integrated systems	136	107	365 844	146 967	148.9	131 558	64 172	105.0	3 382	2 123
7371	Computer programming services	97	89	133 515	132 353	.9	64 170	55 989	14.6	1 878	1 766
7372	Prepackaged software	20	13	(D)	(D)	(D)	(D)	(D)	(D)	CC	EE
7373	Computer integrated systems	19	5	(D)	(D)	(D)	(D)	(D)	(D)	GG	BB
7374, 5, 6	Data processing services	61	62	234 340	139 604	67.9	67 844	42 680	59.0	1 708	1 717
7374, 5	Computer processing, information retrieval	52	52	196 445	116 646	68.4	51 204	32 411	58.0	1 282	1 354
7376	Computer facilities management services	9	10	37 895	22 958	65.1	16 640	10 269	62.0	426	363

Table 3a. Comparative Statistics for Firms Subject to Federal Income Tax for the District: 1992 and 1987 — Con.

[Includes only establishments with payroll. For meaning of abbreviations and symbols, see introductory text. For explanation of terms and comparability of 1987 and 1992 censuses, see appendix A]

SIC code	Kind of business or operation	Establishments		Receipts			Annual payroll			Paid employees for pay period including March 12	
		1992 (number)	1987 (number)	1992 (\$1,000)	1987 (\$1,000)	Percent change 1987 to 1992	1992 (\$1,000)	1987 (\$1,000)	Percent change 1987 to 1992	1992 (number)	1987 (number)
73	Business services—Con.										
737	Computer programming, data processing, and other computer related services —Con.										
7377, 8, 9	Computer rental and leasing, maintenance, and related services, n.e.c. -----	64	41	183 653	109 246	68.1	56 482	40 462	39.6	1 668	1 178
7377	Computer rental and leasing -----	3	4	683	(D)	(D)	201	(D)	(D)	12	AA
7378	Computer maintenance and repair -----	7	10	(D)	(D)	(D)	(D)	(D)	(D)	BB	CC
7379	Computer related services, n.e.c. -----	54	27	(D)	89 853	(D)	(D)	36 084	(D)	GG	1 053
738	Miscellaneous business services -----	309	320	(D)	(D)	(D)	(D)	(D)	(D)	II	HH
7381, 2	Detective agencies and protective services -----	38	42	38 781	38 732	.1	20 756	19 696	5.4	1 328	1 673
7381	Detective, guard, and armored car services -----	33	34	(D)	(D)	(D)	(D)	(D)	(D)	GG	GG
7382	Security systems services -----	5	8	(D)	(D)	(D)	(D)	(D)	(D)	CC	EE
7383	News syndicates -----	45	41	74 501	(D)	(D)	47 709	(D)	(D)	1 152	FF
7384	Photofinishing laboratories* -----	27	31	14 622	(D)	(D)	5 038	(D)	(D)	193	CC
7389	Business services, n.e.c. -----	199	206	(D)	111 192	(D)	(D)	36 738	(D)	GG	2 392
7389 pt.	Sign painting shops -----	2	—	(D)	(D)	(D)	(D)	(D)	(D)	AA	—
7389 pt.	Interior designing -----	41	30	28 353	'13 273	113.6	11 804	'4 220	179.7	309	'130
7389 pt.	Telephone answering services -----	6	11	(D)	'2 306	(D)	(D)	'1 092	(D)	AA	'99
7389 pt.	Other business services -----	150	165	(D)	94 847	(D)	(D)	31 378	(D)	GG	2 128
75	Automotive repair, services, and parking --	475	456	222 966	185 813	20.0	42 483	36 459	16.5	2 504	2 880
751	Automotive rental and leasing, without drivers -----	10	14	40 988	41 171	-.4	7 536	5 696	32.3	355	335
7513	Truck rental and leasing, without drivers --	2	3	(D)	(D)	(D)	(D)	(D)	(D)	AA	BB
7514, 5	Passenger car rental and leasing -----	8	11	(D)	(D)	(D)	(D)	(D)	(D)	EE	EE
7519	Utility trailer and recreational vehicle rental -----	—	—	—	—	—	—	—	—	—	—
752	Automobile parking -----	348	323	140 118	104 991	33.5	23 070	18 323	25.9	1 474	1 735
753	Automotive repair shops -----	98	97	34 365	33 378	3.0	9 055	10 309	-12.2	452	566
7532	Top, body, and upholstery repair shops and paint shops -----	28	29	10 212	(D)	(D)	2 545	(D)	(D)	137	CC
7532 pt.	Top and body repair shops -----	24	26	8 962	(D)	(D)	2 011	(D)	(D)	108	CC
7532 pt.	Paint shops -----	4	3	1 250	(D)	(D)	534	(D)	(D)	29	AA
7538	General automotive repair shops -----	45	39	13 525	(D)	(D)	3 586	(D)	(D)	183	CC
7538 pt.	General automotive repair shops, except diesel -----	43	39	(D)	(D)	(D)	(D)	(D)	(D)	CC	CC
7538 pt.	Diesel repair shops -----	2	—	(D)	(D)	(D)	(D)	(D)	(D)	AA	—
7533, 4, 6, 7, 9	Other automotive repair shops -----	25	29	10 628	(D)	(D)	2 924	(D)	(D)	132	CC
7533	Automotive exhaust system repair shops -----	4	5	2 280	(D)	(D)	669	(D)	(D)	26	BB
7534	Tire retreading and repair shops -----	2	—	(D)	(D)	(D)	(D)	(D)	(D)	AA	—
7536	Automotive glass replacement shops --	5	6	(D)	4 867	(D)	(D)	1 219	(D)	BB	65
7537	Automotive transmission repair shops --	6	7	2 745	(D)	(D)	399	(D)	(D)	23	BB
7539	Automotive repair shops, n.e.c. -----	8	11	2 714	(D)	(D)	957	(D)	(D)	42	BB
7539 pt.	Radiator repair -----	1	3	(D)	(D)	(D)	(D)	(D)	(D)	AA	AA
7539 pt.	Brake, front end, and wheel alignment -----	3	6	(D)	(D)	(D)	(D)	(D)	(D)	BB	BB
7539 pt.	Automotive electrical and fuel system services -----	4	2	886	(D)	(D)	330	(D)	(D)	16	AA
7539 pt.	Other automotive repair shops, n.e.c. -----	—	—	—	—	—	—	—	—	—	—
754	Automotive services, except repair -----	19	22	7 495	6 273	19.5	2 822	2 131	32.4	223	244
7542	Carwashes -----	14	15	4 066	3 930	3.5	1 614	1 390	16.1	165	196
7549	Automotive services, except repair and carwashes -----	5	7	3 429	2 343	46.4	1 208	741	63.0	58	48
76	Miscellaneous repair services -----	59	61	18 065	17 231	4.8	6 654	6 249	6.5	299	350
762	Electrical repair shops -----	12	18	2 879	7 150	-59.7	1 021	2 510	-59.3	42	133
7622	Radio and television repair shops -----	5	8	1 035	1 829	-43.4	335	628	-46.7	18	40
7623, 9	Other electrical and electronic repair shops -----	7	10	1 844	5 321	-65.3	686	1 882	-63.5	24	93
7623	Refrigeration and air-conditioning service and repair shops -----	3	3	(D)	(D)	(D)	(D)	(D)	(D)	AA	BB
7629	Electrical and electronic repair shops, n.e.c. -----	4	7	(D)	(D)	(D)	(D)	(D)	(D)	BB	BB
763	Watch, clock, and jewelry repair -----	2	2	(D)	(D)	(D)	(D)	(D)	(D)	AA	AA
764	Reupholstery and furniture repair -----	16	12	2 900	(D)	(D)	1 074	(D)	(D)	63	BB
769	Miscellaneous repair and related services --	29	29	(D)	7 924	(D)	(D)	2 834	(D)	CC	163
7692	Welding repair -----	—	1	(D)	(D)	(D)	(D)	(D)	(D)	—	AA
7694	Armature rewinding shops -----	2	2	(D)	(D)	(D)	(D)	(D)	(D)	AA	AA
7699	Repair shops and related services, n.e.c. -	27	26	11 434	(D)	(D)	4 225	(D)	(D)	177	CC
78, 79, 84	Amusement and recreation services, including motion pictures and museums --	281	295	228 538	247 334	-7.6	69 738	59 338	17.5	2 685	3 668
781, 2	Motion picture production, distribution, and services -----	117	95	97 227	73 197	32.8	32 505	17 094	90.2	805	720
783	Motion picture theaters -----	25	27	21 749	17 271	25.9	3 932	2 642	48.8	332	413
7832	Motion picture theaters, except drive-in --	25	27	21 749	17 271	25.9	3 932	2 642	48.8	332	413
7833	Drive-in motion picture theaters -----	—	—	—	—	—	—	—	—	—	—
784	Video tape rental -----	28	36	18 433	14 271	29.2	3 290	2 814	16.9	319	270

Table 3a. Comparative Statistics for Firms Subject to Federal Income Tax for the District: 1992 and 1987 — Con.

[Includes only establishments with payroll. For meaning of abbreviations and symbols, see introductory text. For explanation of terms and comparability of 1987 and 1992 censuses, see appendix A]

SIC code	Kind of business or operation	Establishments		Receipts			Annual payroll			Paid employees for pay period including March 12	
		1992 (number)	1987 (number)	1992 (\$1,000)	1987 (\$1,000)	Percent change 1987 to 1992	1992 (\$1,000)	1987 (\$1,000)	Percent change 1987 to 1992	1992 (number)	1987 (number)
78, 79, 84	Amusement and recreation services, including motion pictures and museums — Con.										
792	Theatrical producers (except motion picture), bands, orchestras, and entertainers	34	35	41 285	(D)	(D)	11 814	(D)	(D)	362	FF
7922	Theatrical producers (except motion picture) and miscellaneous theatrical services	20	23	36 599	28 217	29.7	8 925	6 478	37.8	268	451
7929	Bands, orchestras, actors, and other entertainers and entertainment groups	14	12	4 686	(D)	(D)	2 889	(D)	(D)	94	BB
793	Bowling centers	—	2	—	(D)	(D)	—	(D)	(D)	—	AA
79 ex. 792, 3; 84	Commercial sports and other amusement and recreation services, including museums	77	100	49 844	86 249	-42.2	18 197	24 236	-24.9	867	1 540
794	Commercial sports	5	12	10 457	9 151	14.3	6 174	4 052	52.4	106	189
7941	Professional sports clubs, managers, promoters	4	10	(D)	(D)	(D)	(D)	(D)	(D)	CC	CC
7948	Racing, including track operation	1	2	(D)	(D)	(D)	(D)	(D)	(D)	AA	AA
79 ex. 792, 3, 4; 84	Other amusement and recreation services, including museums	72	88	39 387	77 098	-48.9	12 023	20 184	-40.4	761	1 351
791	Dance studios, schools, and halls	8	8	6 654	(D)	(D)	1 993	(D)	(D)	105	BB
7991	Physical fitness facilities	24	21	13 327	(D)	(D)	3 544	(D)	(D)	257	EE
7992	Public golf courses	3	1	(D)	(D)	(D)	(D)	(D)	(D)	CC	AA
7993	Coin-operated amusement devices	5	7	(D)	1 993	(D)	(D)	348	(D)	AA	30
7996	Amusement parks	—	—	—	—	—	—	—	—	—	—
7997	Membership sports and recreation clubs	6	7	6 575	2 085	215.3	1 324	528	150.8	138	76
7999, 84	Amusement and recreation services, including museums, n.e.c.	26	44	(D)	62 096	(D)	(D)	15 774	(D)	CC	833
80	Health services	1 379	1 431	798 294	564 588	41.4	346 797	243 537	42.4	9 701	8 981
801	Offices and clinics of doctors of medicine	773	867	439 668	337 571	30.2	205 127	160 637	27.7	3 652	4 239
8011 pt.	Offices of doctors of medicine	763	855	432 805	323 958	33.6	201 847	153 089	31.8	3 606	3 616
8011 pt.	General medical clinics	10	12	6 863	15 989	14.6	3 280	13 027	8.4	46	293
802	Offices and clinics of dentists	347	350	111 703	78 357	42.6	43 207	29 383	47.0	1 384	1 348
803	Offices and clinics of doctors of osteopathy	2	1	(D)	(D)	(D)	(D)	(D)	(D)	AA	AA
804	Offices and clinics of other health practitioners	137	121	42 028	(D)	(D)	16 272	(D)	(D)	561	EE
8041	Offices and clinics of chiropractors	13	10	4 109	(D)	(D)	1 100	(D)	(D)	50	AA
8042	Offices and clinics of optometrists	24	27	9 216	(D)	(D)	2 773	(D)	(D)	112	CC
8043	Offices and clinics of podiatrists	32	36	8 181	6 440	27.0	2 965	2 255	31.5	111	102
8049	Offices and clinics of health practitioners, n.e.c.	68	48	20 522	16 746	204.2	9 434	13 051	209.2	288	108
805	Nursing and personal care facilities	41	14	97 048	46 831	107.2	39 561	17 078	131.6	2 137	1 237
8051	Skilled nursing care facilities	6	6	47 391	32 187	47.2	17 510	12 379	41.4	817	835
8052	Intermediate care facilities	33	5	(D)	(D)	(D)	(D)	(D)	(D)	FF	EE
8059	Nursing and personal care facilities, n.e.c.	2	3	(D)	(D)	(D)	(D)	(D)	(D)	EE	BB
806	Hospitals	1	1	(D)	(D)	(D)	(D)	(D)	(D)	EE	EE
807, 8, 9	Other health services	78	77	(D)	48 357	(D)	(D)	19 603	(D)	GG	1 454
807	Medical and dental laboratories	22	27	12 969	5 573	132.7	6 060	1 804	235.9	87	104
8071	Medical laboratories	11	18	11 352	4 219	169.1	5 396	1 258	328.9	64	67
8072	Dental laboratories	11	9	1 617	1 354	19.4	664	546	21.6	23	37
808	Home health care services	16	9	(D)	6 573	(D)	(D)	4 058	(D)	FF	414
809	Miscellaneous health and allied services, n.e.c.	40	41	55 754	36 211	54.0	18 946	13 741	37.9	698	936
8092	Kidney dialysis centers	11	8	23 057	(D)	(D)	6 592	(D)	(D)	248	CC
8093	Specialty outpatient facilities, n.e.c.	19	20	24 747	20 663	19.8	8 994	8 846	1.7	321	614
8099	Health and allied services, n.e.c.	10	13	7 950	(D)	(D)	3 360	(D)	(D)	129	BB
81	Legal services	1 492	1 550	4 631 431	2 992 355	54.8	1 662 125	1 075 914	54.5	29 030	24 923
823, 4, 9	Selected educational services	75	73	102 218	82 250	24.3	27 007	16 734	61.4	1 194	1 130
823	Libraries	1	2	(D)	(D)	(D)	(D)	(D)	(D)	AA	AA
824	Vocational schools	20	26	62 800	60 860	3.2	12 413	9 953	24.7	360	577
829	Schools and educational services, n.e.c.	54	45	(D)	(D)	(D)	(D)	(D)	(D)	FF	FF
83	Social services	149	112	74 816	37 731	98.3	30 074	12 634	138.0	1 696	1 071
835	Child day care services	64	48	12 096	5 490	120.3	5 975	2 747	117.5	525	317
832, 3, 6, 9	Other social services	85	64	62 720	32 241	94.5	24 099	9 887	143.7	1 171	754
87 ex. 8733	Engineering, accounting, research, management, and related services (except noncommercial research organizations)	1 563	1 548	2 355 732	1 791 375	31.5	1 013 537	760 585	33.3	21 588	21 689
871	Engineering, architectural, and surveying services	292	297	444 575	340 881	30.4	177 001	147 087	20.3	4 169	4 485
8711	Engineering services	139	134	271 950	153 659	77.0	111 767	74 095	50.8	2 511	2 220
8712	Architectural services	150	157	171 503	186 602	-8.1	64 933	72 763	-10.8	1 649	2 255
8713	Surveying services	3	6	1 122	620	81.0	301	229	31.4	9	10
872	Accounting, auditing, and bookkeeping services	133	148	234 624	161 985	44.8	105 578	67 823	55.7	2 300	2 233

Table 3a. Comparative Statistics for Firms Subject to Federal Income Tax for the District: 1992 and 1987 — Con.

[Includes only establishments with payroll. For meaning of abbreviations and symbols, see introductory text. For explanation of terms and comparability of 1987 and 1992 censuses, see appendix A]

SIC code	Kind of business or operation	Establishments		Receipts			Annual payroll			Paid employees for pay period including March 12	
		1992 (number)	1987 (number)	1992 (\$1,000)	1987 (\$1,000)	Percent change 1987 to 1992	1992 (\$1,000)	1987 (\$1,000)	Percent change 1987 to 1992	1992 (number)	1987 (number)
87 ex. 8733	Engineering, accounting, research, management, and related services (except noncommercial research organizations) — Con.										
873 ex. 8733	Research, development, and testing services (except noncommercial research organizations)	132	128	223 506	122 350	82.7	84 293	51 587	63.4	2 118	1 649
8731	Commercial physical and biological research	21	13	(D)	(D)	(D)	(D)	(D)	(D)	EE	CC
8732	Commercial economic, sociological, and educational research	108	114	155 961	100 333	55.4	64 300	42 910	49.8	1 654	1 414
8734	Testing laboratories	3	1	(D)	(D)	(D)	(D)	(D)	(D)	AA	AA
874	Management and public relations services ..	1 006	975	1 453 027	1 166 159	24.6	646 665	494 088	30.9	13 001	13 322
8741	Management services	112	145	180 925	174 481	3.7	81 860	63 335	29.2	2 020	2 280
8742	Management consulting services	453	481	720 315	637 022	13.1	332 135	294 437	12.8	6 335	7 578
8743	Public relations services	220	173	217 161	(D)	(D)	95 150	(D)	(D)	1 819	GG
8744	Facilities support management services ..	16	1	70 680	(D)	(D)	24 396	(D)	(D)	901	EE
8748	Business consulting services, n.e.c.	205	175	263 946	170 271	55.0	113 124	69 692	62.3	1 926	1 558
89	Services, n.e.c.	123	170	167 316	56 071	198.4	76 842	23 206	231.1	1 261	841

Table 3b. Comparative Statistics for Firms Exempt From Federal Income Tax for the District: 1992 and 1987

[Includes only establishments with payroll. For meaning of abbreviations and symbols, see introductory text. For explanation of terms and comparability of 1987 and 1992 censuses, see appendix A]

SIC code	Kind of business or operation	Establishments		Expenses			Annual payroll			Paid employees for pay period including March 12	
		1992 (number)	1987 (number)	1992 (\$1,000)	1987 (\$1,000)	Percent change 1987 to 1992	1992 (\$1,000)	1987 (\$1,000)	Percent change 1987 to 1992	1992 (number)	1987 (number)
	Total	2 582	2 183	9 294 067	5 480 350	69.6	3 118 166	1 993 310	56.4	96 338	86 461
7032, 704	Camps and membership lodging	4	5	3 371	(D)	(D)	1 310	(D)	(D)	64	BB
792, 7991 pt., 7997, 7999 pt., 84	Selected amusement, recreation, and related services	66	64	110 285	69 845	57.9	37 873	27 766	36.4	1 954	1 933
792	Theatrical producers (except motion picture), bands, orchestras, and entertainers	31	21	45 371	36 296	25.0	15 446	14 554	6.1	906	675
7991 pt., 7997	Gymnasiums, athletic clubs, and membership sports and recreation clubs	5	7	1 243	994	25.1	369	201	83.6	30	13
7999 pt. 84	Fairs	—	—	—	—	—	—	—	—	—	—
	Museums, art galleries, and botanical and zoological gardens	30	36	63 671	32 555	95.6	22 058	13 011	69.5	1 018	1 245
8011 pt.; 8021 pt.; 805, 6, 8, 9	Selected health services	88	65	3 003 047	1 803 366	66.5	1 432 622	898 838	59.4	42 768	38 354
8011 pt., 8021 pt.	Clinics of doctors of medicine and dentists	18	10	222 334	(D)	(D)	93 680	(D)	(D)	1 574	FF
805	Nursing and personal care facilities	15	7	52 212	(D)	(D)	25 378	(D)	(D)	1 172	FF
806	Hospitals	17	17	2 642 724	1 680 268	57.3	1 275 270	848 170	50.4	38 375	35 339
808, 9	Other health services	38	31	85 777	30 247	183.6	38 294	16 284	135.2	1 647	1 255
808	Home health care services	6	9	(D)	(D)	(D)	(D)	(D)	(D)	EE	FF
809	Miscellaneous health and allied services, n.e.c.	32	22	(D)	(D)	(D)	(D)	(D)	(D)	GG	FF
8111 pt.	Legal aid societies and similar legal services	41	36	25 894	(D)	(D)	13 494	(D)	(D)	378	EE
823, 4, 9	Selected educational services	115	102	174 319	133 486	30.6	33 904	34 064	-5	1 578	1 681
83	Social services	800	604	1 814 075	688 907	163.3	374 798	203 083	84.6	19 235	13 901
835	Child day care services	121	108	37 880	21 796	73.8	22 290	13 346	67.0	1 529	1 416
832, 3, 6, 9	Other social services	679	496	1 776 195	667 111	166.3	352 508	189 737	85.8	17 706	12 485
861, 2, 4, 9	Selected membership organizations	1 126	1 051	3 353 104	2 165 658	54.8	978 939	624 107	56.9	24 118	23 975
861	Business associations	493	410	1 870 558	1 102 991	69.6	579 979	352 694	64.4	12 162	12 576
864	Civic, social, and fraternal associations ..	231	266	518 599	379 493	36.7	114 758	83 633	37.2	4 006	4 266
862, 9	Other membership organizations	402	375	963 947	683 174	41.1	284 202	187 780	51.3	7 950	7 133

See footnotes at end of table.

Table 3b. **Comparative Statistics for Firms Exempt From Federal Income Tax for the District: 1992 and 1987 — Con.**

[Includes only establishments with payroll. For meaning of abbreviations and symbols, see introductory text. For explanation of terms and comparability of 1987 and 1992 censuses, see appendix A]

SIC code	Kind of business or operation	Establishments		Expenses			Annual payroll			Paid employees for pay period including March 12	
		1992 (number)	1987 (number)	1992 (\$1,000)	1987 (\$1,000)	Percent change 1987 to 1992	1992 (\$1,000)	1987 (\$1,000)	Percent change 1987 to 1992	1992 (number)	1987 (number)
873, 4 ex. 8744	Research, testing, and consulting services, except facilities support management services -----	342	256	809 972	592 579	36.7	245 226	194 094	26.3	6 243	6 176
873	Research, development, and testing services -----	279	224	683 786	515 386	32.7	217 368	164 528	32.1	5 520	5 222
8731	Commercial physical and biological research -----	14	14	37 290	(D)	(D)	13 384	(D)	(D)	342	EE
8732	Commercial economic, sociological, and educational research -----	39	26	38 279	(D)	(D)	11 781	(D)	(D)	308	CC
8733	Noncommercial research organizations -----	226	184	608 217	472 382	28.8	192 203	148 077	29.8	4 870	4 718
8734	Testing laboratories -----	-	-	-	-	-	-	-	-	-	-
874 ex. 8744	Management and public relations services, except facilities support management services -----	63	32	126 186	77 193	63.5	27 858	29 566	-5.8	723	954

Table 4. **Summary Statistics for Firms Subject to Federal Income Tax for Counties and for Places With 2,500 Inhabitants or More: 1992**

[Not applicable]

Table 5. **Summary Statistics for Firms Subject to Federal Income Tax for Places With 350 Establishments or More: 1992**

[Not applicable]

Table 6. **Summary Statistics for Firms Subject to Federal Income Tax for Counties With 350 Establishments or More: 1992**

[Not applicable]

Table 7a. Summary Statistics for Firms Subject to Federal Income Tax for Metropolitan Areas: 1992

[Includes only establishments with payroll. For meaning of abbreviations and symbols, see introductory text. For explanation of terms and comparability of 1987 and 1992 censuses, see appendix A. For definitions of CMSA's, MSA's, and PMSA's, see appendix D]

SIC code	Geographic area and kind of business or operation	Establishments (number)	Receipts (\$1,000)	Annual payroll (\$1,000)	First-quarter payroll (\$1,000)	Paid employees for pay period including March 12 (number)
WASHINGTON-BALTIMORE, DC-MD-VA-WV CMSA						
	Total -----	58 300	56 122 575	21 980 420	5 043 293	750 541
70 ex. 704	Hotels, rooming houses, camps, and other lodging places (except membership lodging) -----	716	2 238 239	672 079	155 990	43 594
7011	Hotels and motels -----	644	2 215 280	666 260	155 057	43 257
7011 pt.	Hotels -----	318	(D)	(D)	(D)	KK
7011 pt.	Hotels, 25 guestrooms or more -----	282	1 963 333	597 347	139 070	37 066
7011 pt.	Hotels, less than 25 guestrooms -----	36	(D)	(D)	(D)	CC
7011 pt.	Motels, motor hotels, and tourist courts -----	326	(D)	(D)	(D)	II
7011 pt.	Motels, tourist courts -----	262	186 906	49 849	11 597	4 595
7011 pt.	Motor hotels -----	64	(D)	(D)	(D)	GG
702, 3	Other lodging places -----	72	22 959	5 819	933	337
702	Rooming and boarding houses -----	22	(D)	(D)	(D)	CC
703	Camps and recreational vehicle parks -----	50	(D)	(D)	(D)	CC
7032	Sporting and recreational camps -----	24	(D)	(D)	(D)	BB
7033	Recreational vehicle parks and campsites -----	26	(D)	(D)	(D)	CC
72	Personal services -----	5 483	1 415 841	517 085	122 711	40 883
721	Laundry, cleaning, and garment services -----	1 732	528 901	165 194	39 745	12 064
7211	Power laundries, family and commercial* -----	49	(D)	(D)	(D)	FF
7213	Linen supply* -----	24	(D)	(D)	(D)	GG
7215	Coin-operated laundries and drycleaning -----	329	93 771	15 686	3 891	1 279
7215 pt.	Coin-operated laundries and drycleaning stores -----	311	(D)	(D)	(D)	GG
7215 pt.	Coin-operated laundry routes -----	18	(D)	(D)	(D)	CC
7216	Drycleaning plants, except rug cleaning* -----	828	187 774	66 054	15 607	5 339
7217	Carpet and upholstery cleaning -----	211	(D)	(D)	(D)	GG
7218	Industrial launderers* -----	30	(D)	(D)	(D)	GG
7212, 9	Other laundry, cleaning, and garment services* -----	261	(D)	(D)	(D)	FF
7212	Garment pressing, and agents for laundries and drycleaners -----	162	(D)	(D)	(D)	FF
7219	Laundry and garment services, n.e.c.* -----	99	(D)	(D)	(D)	EE
722	Photographic studios, portrait -----	238	68 395	19 762	3 679	1 428
723, 4	Beauty and barber shops -----	2 561	452 658	221 044	51 707	17 330
723	Beauty shops -----	2 422	(D)	(D)	(D)	JJ
724	Barber shops -----	139	(D)	(D)	(D)	FF
725	Shoe repair shops and shoeshine parlors -----	87	(D)	(D)	(D)	EE
726	Funeral service and crematories -----	222	(D)	(D)	(D)	GG
729	Miscellaneous personal services -----	643	205 488	62 518	16 471	7 767
7291	Tax return preparation services -----	170	35 707	15 820	5 611	3 724
7299	Miscellaneous personal services, n.e.c. -----	473	169 781	46 698	10 860	4 043
7299 pt.	Massage parlors, tanning salons, and saunas -----	114	(D)	(D)	(D)	FF
7299 pt.	Other personal services -----	359	(D)	(D)	(D)	HH
7299 pt.	Diet and weight reducing services -----	121	(D)	(D)	(D)	GG
7299 pt.	Formal wear rental -----	69	(D)	(D)	(D)	EE
7299 pt.	Other personal services, n.e.c. -----	169	78 513	24 757	5 326	1 707
73	Business services -----	11 834	17 502 147	6 511 835	1 542 447	250 704
731	Advertising -----	486	(D)	(D)	(D)	HH
7311	Advertising agencies -----	371	(D)	(D)	(D)	HH
7312	Outdoor advertising services -----	27	(D)	(D)	(D)	CC
7313	Radio, television, publishers' advertising representatives -----	38	(D)	(D)	(D)	CC
7313 pt.	Radio, television advertising representatives -----	10	(D)	(D)	(D)	BB
7313 pt.	Publishers' advertising representatives -----	28	(D)	(D)	(D)	CC
7319	Advertising, n.e.c. -----	50	(D)	(D)	(D)	FF
732	Consumer credit reporting agencies, mercantile reporting agencies, and adjustment and collection agencies -----	180	(D)	(D)	(D)	HH
7322	Adjustment and collection services -----	135	96 782	44 305	10 578	2 042
7323	Credit reporting services -----	45	(D)	(D)	(D)	FF
733	Mailing, reproduction, commercial art and photography, and stenographic services -----	1 282	759 236	258 279	60 167	11 649
7331	Direct mail advertising services -----	245	(D)	(D)	(D)	II
7331 pt.	Mailing list compilers, brokers, and managers -----	59	(D)	(D)	(D)	EE
7331 pt.	Direct mail advertising services, except mailing list services -----	186	(D)	(D)	(D)	HH
7334	Photocopying and duplicating services -----	208	(D)	(D)	(D)	HH
7334 pt.	Blueprinting and photocopying services -----	197	118 023	43 445	10 508	2 405
7334 pt.	Duplicating services, except printing and photocopying -----	11	(D)	(D)	(D)	BB
7335, 6	Commercial photography, art, and graphics -----	649	(D)	(D)	(D)	GG
7335	Commercial photography -----	120	(D)	(D)	(D)	EE
7336	Commercial art and graphic design -----	529	(D)	(D)	(D)	GG
7336 pt.	Commercial art -----	66	(D)	(D)	(D)	CC
7336 pt.	Graphic arts and related design -----	463	170 696	54 212	12 312	1 817
7338	Secretarial and court reporting services -----	180	(D)	(D)	(D)	GG
734	Services to dwellings and other buildings -----	2 095	901 733	484 491	111 993	47 365
7342	Disinfecting and pest control services -----	221	122 784	51 806	11 071	2 155
7349	Building cleaning and maintenance services, n.e.c. -----	1 874	778 949	432 685	100 922	45 210
735	Miscellaneous equipment rental and leasing -----	628	805 122	153 006	34 590	5 641
7352	Medical equipment rental and leasing -----	50	(D)	(D)	(D)	FF
7353	Heavy construction equipment rental and leasing -----	129	(D)	(D)	(D)	GG
7353 pt.	Rental and leasing of heavy construction equipment without operators -----	68	(D)	(D)	(D)	FF
7353 pt.	Rental and leasing of heavy construction equipment with operators -----	61	(D)	(D)	(D)	FF
7359	Equipment rental and leasing, n.e.c. -----	449	592 768	89 516	20 254	3 624
7359 pt.	Equipment rental -----	376	(D)	(D)	(D)	HH
7359 pt.	Rent-to-own -----	63	(D)	(D)	(D)	EE
7359 pt.	Equipment rental, except rent-to-own -----	313	265 611	66 249	14 919	2 736
7359 pt.	Equipment leasing, except finance leasing -----	73	(D)	(D)	(D)	FF

Table 7a. Summary Statistics for Firms Subject to Federal Income Tax for Metropolitan Areas: 1992—Con.

[Includes only establishments with payroll. For meaning of abbreviations and symbols, see introductory text. For explanation of terms and comparability of 1987 and 1992 censuses, see appendix A. For definitions of CMSA's, MSA's, and PMSA's, see appendix D]

SIC code	Geographic area and kind of business or operation	Establishments (number)	Receipts (\$1,000)	Annual payroll (\$1,000)	First-quarter payroll (\$1,000)	Paid employees for pay period including March 12 (number)
	WASHINGTON-BALTIMORE, DC-MD-VA-WV CMSA—Con.					
73	Business services—Con.					
736	Personnel supply services	1 048	(D)	(D)	(D)	KK
7361	Employment agencies	441	(D)	(D)	(D)	HH
7363	Help supply services	607	(D)	(D)	(D)	KK
7363 pt.	Temporary help supply	540	(D)	(D)	(D)	KK
7363 pt.	Help supply, except temporary	67	(D)	(D)	(D)	HH
7363 pt.	Employee leasing	34	(D)	(D)	(D)	GG
7363 pt.	Other help supply services	33	(D)	(D)	(D)	GG
737	Computer programming, data processing, and other computer related services	3 612	11 551 592	4 021 679	966 469	94 541
7371, 2, 3	Computer programming, prepackaged software, and integrated systems	2 119	7 840 229	2 752 944	659 828	60 872
7371	Computer programming services	1 481	3 653 743	1 722 572	416 043	39 535
7372	Prepackaged software	325	(D)	(D)	(D)	HH
7373	Computer integrated systems	313	(D)	(D)	(D)	JJ
7374, 5, 6	Data processing services	474	(D)	(D)	(D)	JJ
7374, 5	Computer processing, information retrieval	411	(D)	(D)	(D)	JJ
7374	Computer processing and data preparation and processing services	340	(D)	(D)	(D)	JJ
7375	Information retrieval services	71	264 529	70 485	17 658	1 922
7376	Computer facilities management services	63	350 639	128 065	31 176	3 493
7377, 8, 9	Computer rental and leasing, maintenance, and related services, n.e.c.	1 019	(D)	(D)	(D)	JJ
7377	Computer rental and leasing	41	(D)	(D)	(D)	CC
7378	Computer maintenance and repair	252	(D)	(D)	(D)	HH
7379	Computer related services, n.e.c.	726	(D)	(D)	(D)	JJ
7379 pt.	Computer consultants	631	947 592	440 348	103 477	10 449
7379 pt.	Miscellaneous computer services, n.e.c.	95	(D)	(D)	(D)	FF
738	Miscellaneous business services	2 503	1 981 332	769 755	180 427	41 124
7381, 2	Detective agencies and protective services	482	567 674	322 653	77 805	21 051
7381	Detective, guard, and armored car services	360	410 172	264 204	63 172	18 842
7381 pt.	Detective agencies and guard services	348	(D)	(D)	(D)	JJ
7381 pt.	Armored car services	12	(D)	(D)	(D)	FF
7382	Security systems services	122	157 502	58 449	14 633	2 209
7383	News syndicates	61	(D)	(D)	(D)	GG
7384	Photofinishing laboratories*	249	(D)	(D)	(D)	HH
7384 pt.	Photofinishing laboratories, except "one-hour" (mini) labs*	121	(D)	(D)	(D)	GG
7384 pt.	One-hour (mini) photofinishing*	128	(D)	(D)	(D)	FF
7389	Business services, n.e.c.	1 711	(D)	(D)	(D)	JJ
7389 pt.	Sign painting shops	73	(D)	(D)	(D)	EE
7389 pt.	Interior designing	258	(D)	(D)	(D)	GG
7389 pt.	Telephone answering services	74	(D)	(D)	(D)	FF
7389 pt.	Other business services	1 306	983 533	293 434	65 498	13 766
7389 pt.	Water softening and conditioning services	23	(D)	(D)	(D)	CC
7389 pt.	Packaging and labeling services	34	(D)	(D)	(D)	EE
7389 pt.	Trading stamp services	4	(D)	(D)	(D)	BB
7389 pt.	Miscellaneous business services	1 245	(D)	(D)	(D)	JJ
7389 pt.	Convention and trade show services	118	(D)	(D)	(D)	GG
7389 pt.	Private mail centers	88	34 827	8 611	2 060	459
7389 pt.	Miscellaneous business services, n.e.c.	1 039	732 856	224 452	50 281	10 983
75	Automotive repair, services, and parking	4 326	2 229 572	539 296	127 573	25 467
751	Automotive rental and leasing, without drivers	251	(D)	(D)	(D)	HH
7513	Truck rental and leasing, without drivers	70	(D)	(D)	(D)	FF
7513 pt.	Truck rental, without drivers	43	107 665	13 587	3 498	587
7513 pt.	Truck leasing, except finance leasing	27	(D)	(D)	(D)	EE
7514, 5	Passenger car rental and leasing	173	(D)	(D)	(D)	HH
7514	Passenger car rental	145	387 683	62 539	14 424	2 997
7515	Passenger car leasing	28	(D)	(D)	(D)	EE
7519	Utility trailer and recreational vehicle rental	8	(D)	(D)	(D)	CC
752	Automobile parking	679	(D)	(D)	(D)	HH
7521 pt.	Parking lots	240	(D)	(D)	(D)	GG
7521 pt.	Parking structures	439	199 929	29 073	6 760	1 921
753	Automotive repair shops	2 880	1 163 233	346 626	81 636	14 125
7532	Top, body, and upholstery repair shops and paint shops	709	331 226	107 986	26 037	4 180
7532 pt.	Top and body repair shops	668	316 675	102 821	24 892	3 965
7532 pt.	Paint shops	41	14 551	5 165	1 145	215
7538	General automotive repair shops	1 579	577 666	166 498	38 243	6 912
7538 pt.	General automotive repair shops, except diesel	1 479	544 639	156 962	35 875	6 500
7538 pt.	Diesel repair shops	100	33 027	9 536	2 368	412
7533, 4, 6, 7, 9	Other automotive repair shops	592	254 341	72 142	17 356	3 033
7533	Automotive exhaust system repair shops	115	61 457	16 140	3 830	669
7534	Tire retreading and repair shops	22	14 282	3 023	668	125
7536	Automotive glass replacement shops	163	67 957	17 222	4 317	747
7537	Automotive transmission repair shops	129	(D)	(D)	(D)	FF
7539	Automotive repair shops, n.e.c.	163	(D)	(D)	(D)	FF
7539 pt.	Radiator repair	43	(D)	(D)	(D)	CC
7539 pt.	Brake, front end, and wheel alignment	41	22 894	7 348	1 755	293
7539 pt.	Automotive electrical and fuel system services	59	(D)	(D)	(D)	EE
7539 pt.	Carburetor repair shops	31	11 362	3 698	855	181
7539 pt.	Automotive electrical repair shops	28	(D)	(D)	(D)	CC
7539 pt.	Other automotive repair shops, n.e.c.	20	(D)	(D)	(D)	BB
754	Automotive services, except repair	516	168 227	52 480	12 618	3 796
7542	Carwashes	219	58 619	20 605	5 250	1 842
7549	Automotive services, except repair and carwashes	297	109 608	31 875	7 368	1 954
7549 pt.	Lubrication shops	108	(D)	(D)	(D)	GG
7549 pt.	Other automotive services	189	(D)	(D)	(D)	FF
7549 pt.	Towing services	147	37 261	13 614	3 280	715
7549 pt.	Other automotive services, n.e.c.	42	(D)	(D)	(D)	CC

Table 7a. Summary Statistics for Firms Subject to Federal Income Tax for Metropolitan Areas: 1992—Con.

[Includes only establishments with payroll. For meaning of abbreviations and symbols, see introductory text. For explanation of terms and comparability of 1987 and 1992 censuses, see appendix A. For definitions of CMSA's, MSA's, and PMSA's, see appendix D]

SIC code	Geographic area and kind of business or operation	Establishments (number)	Receipts (\$1,000)	Annual payroll (\$1,000)	First-quarter payroll (\$1,000)	Paid employees for pay period including March 12 (number)
	WASHINGTON-BALTIMORE, DC-MD-VA-WV CMSA—Con.					
76	Miscellaneous repair services -----	1 782	750 352	252 317	60 206	10 527
762	Electrical repair shops -----	570	341 826	122 119	29 104	4 827
7622	Radio and television repair shops -----	170	53 307	21 724	5 219	954
7623, 9	Other electrical and electronic repair shops -----	400	288 519	100 395	23 885	3 873
7623	Refrigeration and air-conditioning service and repair shops -----	105	(D)	(D)	(D)	FF
7629	Electrical and electronic repair shops, n.e.c. -----	295	(D)	(D)	(D)	HH
763	Watch, clock, and jewelry repair -----	57	(D)	(D)	(D)	CC
764	Reupholstery and furniture repair -----	217	(D)	(D)	(D)	FF
769	Miscellaneous repair and related services -----	938	360 168	114 342	27 300	4 674
7692	Welding repair -----	90	21 591	7 170	1 754	393
7694	Armature rewinding shops -----	25	(D)	(D)	(D)	CC
7699	Repair shops and related services, n.e.c. -----	823	(D)	(D)	(D)	HH
7699 pt.	Farm machinery and equipment repair -----	19	(D)	(D)	(D)	BB
7699 pt.	Lawnmower and other small gasoline engine repair -----	56	(D)	(D)	(D)	CC
7699 pt.	Sewer and septic tank cleaning services -----	62	(D)	(D)	(D)	EE
7699 pt.	Other repair and related services, n.e.c. -----	686	285 861	90 736	21 632	3 546
78, 79, 84	Amusement and recreation services, including motion pictures and museums -----	2 947	1 925 928	565 228	132 141	34 393
781, 2	Motion picture production, distribution, and services -----	399	(D)	(D)	(D)	HH
7812 pt.	Motion picture production, except for television -----	157	(D)	(D)	(D)	FF
7812 pt.	Motion picture and tape production for television -----	89	(D)	(D)	(D)	EE
7819	Services allied to motion picture production -----	102	86 058	29 766	6 686	930
7822 pt.	Motion picture film and tape distributors -----	38	(D)	(D)	(D)	EE
7822 pt.	Motion picture film exchanges -----	26	(D)	(D)	(D)	CC
7822 pt.	Video tape wholesalers -----	12	(D)	(D)	(D)	CC
7822 pt.	Film and tape distribution for television -----	9	12 049	4 349	981	89
7829	Services allied to motion picture distribution -----	4	(D)	(D)	(D)	AA
783	Motion picture theaters -----	154	(D)	(D)	(D)	HH
7832	Motion picture theaters, except drive-in -----	153	(D)	(D)	(D)	HH
7833	Drive-in motion picture theaters -----	1	(D)	(D)	(D)	AA
784	Video tape rental -----	633	178 375	34 813	9 128	4 487
792	Theatrical producers (except motion picture), bands, orchestras, and entertainers -----	198	(D)	(D)	(D)	HH
7922	Theatrical producers (except motion picture) and miscellaneous theatrical services -----	95	(D)	(D)	(D)	GG
7922 pt.	Producers of live theatrical productions -----	20	19 973	5 725	1 682	628
7922 pt.	Producers of radio and television shows, except tape producers -----	8	12 997	6 288	720	84
7922 pt.	Artists' and entertainers' managers or agents, concert bureaus, booking agents -----	41	22 996	5 804	1 341	194
7922 pt.	Other theatrical services -----	26	(D)	(D)	(D)	EE
7929	Bands, orchestras, actors, and other entertainers and entertainment groups -----	103	(D)	(D)	(D)	GG
7929 pt.	Dance groups and artists -----	1	(D)	(D)	(D)	AA
7929 pt.	Symphony orchestras, opera companies, and chamber music organizations -----	3	(D)	(D)	(D)	CC
7929 pt.	Other music and entertainment presentations -----	99	(D)	(D)	(D)	GG
7929 pt.	Other music groups and artists -----	42	(D)	(D)	(D)	EE
7929 pt.	Other entertainers and entertainment groups -----	57	(D)	(D)	(D)	FF
793	Bowling centers -----	114	(D)	(D)	(D)	HH
79 ex. 792, 3, 84	Commercial sports and other amusement and recreation services, including museums -----	1 449	920 361	340 873	78 384	18 921
794	Commercial sports -----	119	(D)	(D)	(D)	HH
7941	Professional sports clubs, managers, promoters -----	30	(D)	(D)	(D)	GG
7941 pt.	Baseball clubs -----	5	(D)	(D)	(D)	EE
7941 pt.	Football clubs -----	1	(D)	(D)	(D)	EE
7941 pt.	Other professional sports clubs -----	5	24 341	32 026	9 419	260
7941 pt.	Managers and promoters -----	19	(D)	(D)	(D)	FF
7948	Racing, including track operation -----	89	(D)	(D)	(D)	GG
7948 pt.	Auto racetrack operation -----	7	(D)	(D)	(D)	BB
7948 pt.	Horse racetrack operation -----	5	78 946	28 354	6 821	1 531
7948 pt.	Dog racetrack operation -----	-	-	-	-	-
7948 pt.	Racing stables and racing, n.e.c. -----	77	(D)	(D)	(D)	FF
79 ex. 792, 3, 4, 84	Other amusement and recreation services, including museums -----	1 330	(D)	(D)	(D)	JJ
791	Dance studios, schools, and halls -----	134	23 946	7 512	1 972	792
7991	Physical fitness facilities -----	302	(D)	(D)	(D)	HH
7991 pt.	Physical fitness centers, except gymnasiums and athletic clubs -----	255	(D)	(D)	(D)	HH
7991 pt.	Gymnasiums and athletic clubs -----	47	(D)	(D)	(D)	GG
7992	Public golf courses -----	40	(D)	(D)	(D)	FF
7993	Coin-operated amusement devices -----	111	(D)	(D)	(D)	FF
7996	Amusement parks -----	4	(D)	(D)	(D)	BB
7997	Membership sports and recreation clubs -----	189	(D)	(D)	(D)	HH
7999, 84	Amusement and recreation services, including museums, n.e.c. -----	550	(D)	(D)	(D)	HH
7999 pt.	Concession operators of amusement devices and rides -----	11	(D)	(D)	(D)	BB
7999 pt.	Carnivals, circuses, and fairs -----	19	(D)	(D)	(D)	EE
7999 pt.	Carnivals and circuses -----	12	(D)	(D)	(D)	EE
7999 pt.	Fairs -----	7	3 838	599	76	16
7999 pt., 84	Other recreation and amusements, including museums -----	520	192 876	44 717	8 920	4 067
84	Museums, art galleries, and botanical and zoological gardens -----	6	(D)	(D)	(D)	BB
841	Museums and art galleries -----	4	478	157	33	44
842	Arboreta and botanical or zoological gardens -----	2	(D)	(D)	(D)	AA
7999 pt.	Roller skating rinks -----	25	7 554	1 769	486	354
7999 pt.	Ice skating rinks -----	8	(D)	(D)	(D)	CC
7999 pt.	Other amusement and recreation services, n.e.c. -----	481	179 082	41 110	7 968	3 428

Table 7a. Summary Statistics for Firms Subject to Federal Income Tax for Metropolitan Areas: 1992—Con.

[Includes only establishments with payroll. For meaning of abbreviations and symbols, see introductory text. For explanation of terms and comparability of 1987 and 1992 censuses, see appendix A. For definitions of CMSA's, MSA's, and PMSA's, see appendix D]

SIC code	Geographic area and kind of business or operation	Establishments (number)	Receipts (\$1,000)	Annual payroll (\$1,000)	First-quarter payroll (\$1,000)	Paid employees for pay period including March 12 (number)
	WASHINGTON-BALTIMORE, DC-MD-VA-WV CMSA—Con.					
80	Health services -----	12 935	8 085 957	3 586 644	780 943	110 051
801	Offices and clinics of doctors of medicine -----	6 712	4 271 900	2 045 435	423 116	41 107
8011 pt.	Offices of doctors of medicine -----	6 569	(D)	(D)	(D)	KK
8011 pt.	General medical clinics -----	143	(D)	(D)	(D)	HH
802	Offices and clinics of dentists -----	3 187	1 088 141	431 727	95 646	16 195
8021 pt.	Offices of dentists -----	3 173	(D)	(D)	(D)	JJ
8021 pt.	Dental clinics -----	14	(D)	(D)	(D)	BB
803	Offices and clinics of doctors of osteopathy -----	28	(D)	(D)	(D)	CC
8031 pt.	Offices of osteopathic physicians -----	26	9 494	3 807	790	101
8031 pt.	Osteopathic clinics -----	2	(D)	(D)	(D)	AA
804	Offices and clinics of other health practitioners -----	1 773	546 991	216 524	46 917	8 188
8041	Offices and clinics of chiropractors -----	343	108 488	34 840	7 739	1 459
8042	Offices and clinics of optometrists -----	356	(D)	(D)	(D)	GG
8043	Offices and clinics of podiatrists -----	296	79 177	31 024	6 711	1 075
8049	Offices and clinics of health practitioners, n.e.c. -----	778	(D)	(D)	(D)	HH
805	Nursing and personal care facilities -----	262	772 022	363 622	88 623	22 359
8051	Skilled nursing care facilities -----	151	(D)	(D)	(D)	JJ
8052	Intermediate care facilities -----	84	128 615	63 285	16 041	4 169
8059	Nursing and personal care facilities, n.e.c. -----	27	(D)	(D)	(D)	FF
806	Hospitals -----	15	(D)	(D)	(D)	HH
8062	General medical and surgical hospitals -----	3	(D)	(D)	(D)	GG
8063, 9	Specialty hospitals -----	12	(D)	(D)	(D)	GG
8063	Psychiatric hospitals -----	7	(D)	(D)	(D)	GG
8069	Specialty hospitals, except psychiatric -----	5	(D)	(D)	(D)	EE
807, 8, 9	Other health services -----	958	1 099 238	415 237	98 354	17 315
807	Medical and dental laboratories -----	409	502 039	193 878	46 308	7 058
8071	Medical laboratories -----	249	(D)	(D)	(D)	II
8072	Dental laboratories -----	160	(D)	(D)	(D)	FF
808	Home health care services -----	169	(D)	(D)	(D)	II
809	Miscellaneous health and allied services, n.e.c. -----	380	(D)	(D)	(D)	HH
8092	Kidney dialysis centers -----	58	95 079	26 152	6 039	987
8093	Specialty outpatient facilities, n.e.c. -----	200	(D)	(D)	(D)	GG
8099	Health and allied services, n.e.c. -----	122	(D)	(D)	(D)	GG
81	Legal services -----	5 261	6 686 214	2 493 678	555 572	50 318
823, 4, 9	Selected educational services -----	542	(D)	(D)	(D)	II
823	Libraries -----	13	(D)	(D)	(D)	AA
824	Vocational schools -----	167	(D)	(D)	(D)	GG
8243	Data processing schools -----	96	97 617	30 815	6 770	937
8244	Business and secretarial schools -----	24	(D)	(D)	(D)	FF
8249	Vocational schools, n.e.c. -----	47	(D)	(D)	(D)	FF
829	Schools and educational services, n.e.c. -----	362	(D)	(D)	(D)	HH
83	Social services -----	1 421	417 638	176 987	40 649	13 667
835	Child day care services -----	883	189 284	88 186	20 824	8 882
832, 3, 6, 9	Other social services -----	538	228 354	88 801	19 825	4 785
832	Individual and family social services -----	209	66 182	28 088	6 032	1 177
833	Job training and vocational rehabilitation services -----	75	(D)	(D)	(D)	FF
836	Residential care -----	162	81 068	30 492	7 008	2 162
839	Social services, n.e.c. -----	92	(D)	(D)	(D)	FF
87 ex. 8733	Engineering, accounting, research, management, and related services (except noncommercial research organizations) -----	10 303	13 833 804	6 268 292	1 434 055	158 869
871	Engineering, architectural, and surveying services -----	2 874	6 307 059	2 987 706	702 237	72 483
8711	Engineering services -----	2 009	5 728 837	2 747 044	646 124	65 633
8712	Architectural services -----	655	488 813	189 731	44 574	5 092
8713	Surveying services -----	210	89 409	50 931	11 539	1 758
872	Accounting, auditing, and bookkeeping services -----	2 196	(D)	(D)	(D)	JJ
873 ex. 8733	Research, development, and testing services (except noncommercial research organizations) -----	775	(D)	(D)	(D)	JJ
8731	Commercial physical and biological research -----	296	(D)	(D)	(D)	II
8731 pt.	Commercial physical research -----	201	671 783	279 141	66 053	6 407
8731 pt.	Commercial medical and biological research -----	95	(D)	(D)	(D)	HH
8732	Commercial economic, sociological, and educational research -----	349	(D)	(D)	(D)	II
8734	Testing laboratories -----	130	(D)	(D)	(D)	GG
874	Management and public relations services -----	4 458	4 709 406	2 086 602	464 803	51 556
8741	Management services -----	834	(D)	(D)	(D)	JJ
8742	Management consulting services -----	2 265	(D)	(D)	(D)	JJ
8743	Public relations services -----	399	(D)	(D)	(D)	HH
8744	Facilities support management services -----	105	(D)	(D)	(D)	II
8748	Business consulting services, n.e.c. -----	855	(D)	(D)	(D)	II
89	Services, n.e.c. -----	750	(D)	(D)	(D)	II
8999 pt.	Scientific and related consulting services, except environmental -----	218	(D)	(D)	(D)	GG
8999 pt.	Other services -----	532	(D)	(D)	(D)	HH
8999 pt.	Environmental consulting -----	225	(D)	(D)	(D)	HH
8999 pt.	Authors, composers, and other arts-related services -----	140	(D)	(D)	(D)	EE
8999 pt.	Other services, n.e.c. -----	167	34 294	12 539	2 775	459

Table 7a. Summary Statistics for Firms Subject to Federal Income Tax for Metropolitan Areas: 1992—Con.

[Includes only establishments with payroll. For meaning of abbreviations and symbols, see introductory text. For explanation of terms and comparability of 1987 and 1992 censuses, see appendix A. For definitions of CMSA's, MSA's, and PMSA's, see appendix D]

SIC code	Geographic area and kind of business or operation	Establishments (number)	Receipts (\$1,000)	Annual payroll (\$1,000)	First-quarter payroll (\$1,000)	Paid employees for pay period including March 12 (number)
	WASHINGTON-BALTIMORE, DC-MD-VA-WV CMSA—Con.					
	Baltimore, MD PMSA					
	Total -----	17 840	12 038 635	4 861 262	1 104 516	201 810
	(See appropriate State for SIC detail.)					
	Hagerstown, MD PMSA					
	Total -----	675	288 956	115 817	25 430	5 846
	(See appropriate State for SIC detail.)					
	Washington, DC—MD—VA—WV PMSA					
	Total -----	39 785	43 794 984	17 003 341	3 913 347	542 885
70 ex. 704	Hotels, rooming houses, camps, and other lodging places (except membership lodging) -----	508	1 855 005	556 432	130 533	34 346
	Hotels and motels -----	457	1 838 255	552 173	129 738	34 085
7011	Hotels -----	227	1 663 382	504 774	118 475	29 936
7011 pt.	Hotels, 25 guestrooms or more -----	200	1 659 660	503 836	118 335	29 845
7011 pt.	Hotels, less than 25 guestrooms -----	27	3 722	938	140	91
7011 pt.	Motels, motor hotels, and tourist courts -----	230	174 873	47 399	11 263	4 149
7011 pt.	Motels, tourist courts -----	174	119 534	30 856	7 355	2 869
7011 pt.	Motor hotels -----	56	55 339	16 543	3 908	1 280
702, 3	Other lodging places -----	51	16 750	4 259	795	261
702	Rooming and boarding houses -----	17	4 622	1 383	299	120
703	Camps and recreational vehicle parks -----	34	12 128	2 876	496	141
7032	Sporting and recreational camps -----	17	4 849	1 359	208	45
7033	Recreational vehicle parks and campsites -----	17	7 279	1 517	288	96
72	Personal services -----	3 504	943 078	346 929	82 538	25 945
721	Laundry, cleaning, and garment services -----	1 164	360 811	113 301	27 474	7 821
7211	Power laundries, family and commercial* -----	32	14 618	6 145	1 406	409
7213	Linen supply* -----	12	33 757	13 432	3 132	714
7215	Coin-operated laundries and drycleaning -----	186	67 440	11 823	2 851	815
7215 pt.	Coin-operated laundries and drycleaning stores -----	173	28 084	7 298	1 778	631
7215 pt.	Coin-operated laundry routes -----	13	39 356	4 525	1 073	184
7216	Drycleaning plants, except rug cleaning* -----	605	140 637	48 856	11 578	3 747
7217	Carpet and upholstery cleaning -----	131	31 125	10 794	2 553	850
7218	Industrial launderers* -----	19	46 510	15 049	4 181	715
7212, 9	Other laundry, cleaning, and garment services* -----	179	26 724	7 202	1 773	571
7212	Garment pressing, and agents for laundries and drycleaners -----	116	15 462	3 457	863	297
7219	Laundry and garment services, n.e.c.* -----	63	11 262	3 745	910	274
722	Photographic studios, portrait -----	134	33 453	7 928	1 848	732
723, 4	Beauty and barber shops -----	1 628	312 597	153 459	35 684	11 347
723	Beauty shops -----	1 528	299 306	146 707	34 174	11 009
724	Barber shops -----	100	13 291	6 752	1 510	338
725	Shoe repair shops and shoeshine parlors -----	63	10 176	3 694	869	241
726	Funeral service and crematories -----	116	80 806	25 107	5 664	1 042
729	Miscellaneous personal services -----	399	145 235	43 440	10 999	4 762
7291	Tax return preparation services -----	107	26 355	11 603	3 967	2 592
7299	Miscellaneous personal services, n.e.c. -----	292	118 880	31 837	7 032	2 170
7299 pt.	Massage parlors, tanning salons, and saunas -----	73	7 301	2 204	477	308
7299 pt.	Other personal services -----	219	111 579	29 633	6 555	1 862
7299 pt.	Diet and weight reducing services -----	75	39 220	9 253	2 357	868
7299 pt.	Formal wear rental -----	47	15 219	3 143	690	219
7299 pt.	Other personal services, n.e.c. -----	97	57 140	17 237	3 508	775
73	Business services -----	8 490	14 837 092	5 467 002	1 296 141	192 796
731	Advertising -----	297	217 709	82 334	18 776	2 073
7311	Advertising agencies -----	227	164 128	65 381	16 197	1 715
7312	Outdoor advertising services -----	15	9 032	1 754	408	76
7313	Radio, television, publishers' advertising representatives -----	24	16 780	4 092	661	90
7313 pt.	Radio, television advertising representatives -----	4	(D)	(D)	(D)	AA
7313 pt.	Publishers' advertising representatives -----	20	(D)	(D)	(D)	BB
7319	Advertising, n.e.c. -----	31	27 769	11 107	1 510	192
732	Consumer credit reporting agencies, mercantile reporting agencies, and adjustment and collection agencies -----	102	89 633	33 705	8 176	1 581
7322	Adjustment and collection services -----	79	59 480	27 249	6 544	1 246
7323	Credit reporting services -----	23	30 153	6 456	1 632	335
733	Mailing, reproduction, commercial art and photography, and stenographic services -----	943	539 698	191 517	44 467	8 295
7331	Direct mail advertising services -----	190	204 561	69 030	16 043	3 216
7331 pt.	Mailing list compilers, brokers, and managers -----	47	31 558	7 140	1 886	260
7331 pt.	Direct mail advertising services, except mailing list services -----	143	173 003	61 890	14 157	2 956
7334	Photocopying and duplicating services -----	162	103 084	38 886	9 511	2 072
7334 pt.	Blueprinting and photocopying services -----	154	(D)	(D)	(D)	GG
7334 pt.	Duplicating services, except printing and photocopying -----	8	(D)	(D)	(D)	BB
7335, 6	Commercial photography, art, and graphics -----	458	164 644	53 606	12 124	1 732
7335	Commercial photography -----	83	23 414	7 236	1 698	307
7336	Commercial art and graphic design -----	375	141 230	46 370	10 426	1 425
7336 pt.	Commercial art -----	47	17 626	6 710	1 448	196
7336 pt.	Graphic arts and related design -----	328	123 604	39 660	8 978	1 229
7338	Secretarial and court reporting services -----	133	67 409	29 995	6 789	1 275

Table 7a. Summary Statistics for Firms Subject to Federal Income Tax for Metropolitan Areas: 1992—Con.

[Includes only establishments with payroll. For meaning of abbreviations and symbols, see introductory text. For explanation of terms and comparability of 1987 and 1992 censuses, see appendix A. For definitions of CMSA's, MSA's, and PMSA's, see appendix D]

SIC code	Geographic area and kind of business or operation	Establishments (number)	Receipts (\$1,000)	Annual payroll (\$1,000)	First-quarter payroll (\$1,000)	Paid employees for pay period including March 12 (number)
	WASHINGTON-BALTIMORE, DC-MD-VA-WV CMSA—Con.					
	Washington, DC-MD-VA-WV PMSA—Con.					
73	Business services—Con.					
734	Services to dwellings and other buildings	1 387	650 957	348 081	81 167	33 581
7342	Disinfecting and pest control services	137	82 733	34 682	7 366	1 406
7349	Building cleaning and maintenance services, n.e.c.	1 250	568 224	313 399	73 801	32 175
735	Miscellaneous equipment rental and leasing	386	517 221	92 046	20 435	3 468
7352	Medical equipment rental and leasing	25	27 916	7 367	1 635	257
7353	Heavy construction equipment rental and leasing	90	92 862	29 426	6 681	941
7353 pt.	Rental and leasing of heavy construction equipment without operators	47	54 734	15 632	3 520	486
7353 pt.	Rental and leasing of heavy construction equipment with operators	43	38 128	13 794	3 161	455
7359	Equipment rental and leasing, n.e.c.	271	396 443	55 253	12 119	2 270
7359 pt.	Equipment rental	229	167 790	44 924	9 858	1 959
7359 pt.	Rent-to-own	31	18 051	3 252	722	166
7359 pt.	Equipment rental, except rent-to-own	198	149 739	41 672	9 136	1 793
7359 pt.	Equipment leasing, except finance leasing	42	228 653	10 329	2 261	311
736	Personnel supply services	746	736 579	464 169	105 343	29 192
7361	Employment agencies	312	118 426	61 253	13 420	2 191
7363	Help supply services	434	618 153	402 916	91 923	27 001
7363 pt.	Temporary help supply	385	552 873	353 379	79 823	24 040
7363 pt.	Help supply, except temporary	49	65 280	49 537	12 100	2 961
7363 pt.	Employee leasing	22	30 567	25 026	7 043	1 941
7363 pt.	Other help supply services	27	34 713	24 511	5 057	1 020
737	Computer programming, data processing, and other computer related services	2 902	10 647 239	3 671 402	881 175	85 453
7371, 2, 3	Computer programming, prepackaged software, and integrated systems	1 721	7 347 068	2 535 247	607 712	56 104
7371	Computer programming services	1 196	3 327 737	1 564 925	378 006	36 152
7372	Prepackaged software	264	729 565	205 536	49 780	3 793
7373	Computer integrated systems	261	3 289 766	764 786	179 926	16 159
7374, 5, 6	Data processing services	373	1 947 636	590 427	143 179	15 974
7374, 5	Computer processing, information retrieval	319	1 610 815	469 250	113 620	12 667
7374	Computer processing and data preparation and processing services	259	1 356 989	401 022	96 646	10 841
7375	Information retrieval services	60	253 826	68 228	16 974	1 826
7376	Computer facilities management services	54	336 821	121 177	29 559	3 307
7377, 8, 9	Computer rental and leasing, maintenance, and related services, n.e.c.	808	1 352 535	545 728	130 284	13 375
7377	Computer rental and leasing	31	35 748	5 868	1 173	156
7378	Computer maintenance and repair	172	378 929	109 009	27 952	2 979
7379	Computer related services, n.e.c.	605	937 858	430 851	101 159	10 240
7379 pt.	Computer consultants	629	874 652	405 831	95 342	9 643
7379 pt.	Miscellaneous computer services, n.e.c.	76	63 206	25 020	5 817	597
738	Miscellaneous business services	1 727	1 438 056	583 748	136 602	29 153
7381, 2	Detective agencies and protective services	312	416 449	237 267	56 852	14 777
7381	Detective, guard, and armored car services	234	309 621	196 313	46 983	13 286
7381 pt.	Detective agencies and guard services	227	290 581	187 424	44 794	13 012
7381 pt.	Armored car services	7	19 040	8 889	2 189	274
7382	Security systems services	78	106 828	40 954	9 869	1 491
7383	News syndicates	57	93 042	52 865	13 290	1 301
7384	Photofinishing laboratories*	168	160 867	42 135	10 309	2 236
7384 pt.	Photofinishing laboratories, except "one-hour" (mini) labs*	85	139 161	37 268	9 182	1 824
7384 pt.	One-hour (mini) photofinishing*	83	21 706	4 867	1 127	412
7389	Business services, n.e.c.	1 190	767 698	251 481	56 151	10 839
7389 pt.	Sign painting shops	52	14 243	4 649	1 132	210
7389 pt.	Interior designing	182	74 534	25 122	5 646	848
7389 pt.	Telephone answering services	49	17 418	8 730	2 019	530
7389 pt.	Other business services	907	661 503	212 980	47 354	9 251
7389 pt.	Water softening and conditioning services	13	13 288	1 908	303	36
7389 pt.	Packaging and labeling services	22	(D)	(D)	(D)	BB
7389 pt.	Trading stamp services	3	(D)	(D)	(D)	BB
7389 pt.	Miscellaneous business services	869	637 140	207 267	46 269	9 066
7389 pt.	Convention and trade show services	93	148 939	42 915	9 498	1 383
7389 pt.	Private mail centers	63	25 635	6 820	1 715	365
7389 pt.	Miscellaneous business services, n.e.c.	713	462 566	157 532	35 056	7 318
75	Automotive repair, services, and parking	2 763	1 452 089	350 357	82 455	16 211
751	Automotive rental and leasing, without drivers	140	405 087	64 030	15 056	2 958
7513	Truck rental and leasing, without drivers	26	(D)	(D)	(D)	EE
7513 pt.	Truck rental, without drivers	20	(D)	(D)	(D)	EE
7513 pt.	Truck leasing, except finance leasing	6	(D)	(D)	(D)	CC
7514, 5	Passenger car rental and leasing	109	310 139	51 453	11 962	2 422
7514	Passenger car rental	94	292 625	47 709	11 060	2 266
7515	Passenger car leasing	15	17 514	3 744	902	156
7519	Utility trailer and recreational vehicle rental	5	(D)	(D)	(D)	CC
752	Automobile parking	565	208 366	34 628	8 297	2 485
7521 pt.	Parking lots	179	63 693	12 097	2 937	1 041
7521 pt.	Parking structures	386	144 673	22 531	5 360	1 444
753	Automotive repair shops	1 743	737 644	221 108	51 915	8 653
7532	Top, body, and upholstery repair shops and paint shops	415	209 127	68 003	16 238	2 514
7532 pt.	Top and body repair shops	392	200 533	64 620	15 518	2 397
7532 pt.	Paint shops	23	8 594	3 383	720	117
7538	General automotive repair shops	958	374 265	109 111	24 927	4 325
7538 pt.	General automotive repair shops, except diesel	899	354 565	103 579	23 544	4 088
7538 pt.	Diesel repair shops	59	19 700	5 532	1 383	237

Table 7a. Summary Statistics for Firms Subject to Federal Income Tax for Metropolitan Areas: 1992 — Con.

[Includes only establishments with payroll. For meaning of abbreviations and symbols, see introductory text. For explanation of terms and comparability of 1987 and 1992 censuses, see appendix A. For definitions of CMSA's, MSA's, and PMSA's, see appendix D]

SIC code	Geographic area and kind of business or operation	Establishments (number)	Receipts (\$1,000)	Annual payroll (\$1,000)	First-quarter payroll (\$1,000)	Paid employees for pay period including March 12 (number)
	WASHINGTON-BALTIMORE, DC-MD-VA-WV CMSA—Con.					
	Washington, DC-MD-VA-WV PMSA—Con.					
75	Automotive repair, services, and parking —Con.					
753	Automotive repair shops —Con.					
7533, 4, 6, 7, 9	Other automotive repair shops -----	370	154 252	43 994	10 750	1 814
7533	Automotive exhaust system repair shops -----	72	39 870	10 770	2 518	439
7534	Tire retreading and repair shops -----	10	6 258	1 298	252	42
7536	Automotive glass replacement shops -----	104	43 691	11 402	2 861	468
7537	Automotive transmission repair shops -----	85	30 860	10 120	2 634	387
7539	Automotive repair shops, n.e.c. -----	99	33 573	10 404	2 485	478
7539 pt.	Radiator repair -----	28	6 951	1 849	452	97
7539 pt.	Brake, front end, and wheel alignment -----	26	14 468	4 734	1 153	189
7539 pt.	Automotive electrical and fuel system services -----	34	10 510	3 340	769	170
7539 pt.	Carburetor repair shops -----	19	6 980	2 301	520	115
7539 pt.	Automotive electrical repair shops -----	15	3 530	1 039	249	55
7539 pt.	Other automotive repair shops, n.e.c. -----	11	1 644	481	111	22
754	Automotive services, except repair -----	315	100 992	30 591	7 187	2 115
7542	Carwashes -----	139	33 401	11 292	2 793	968
7549	Automotive services, except repair and carwashes -----	176	67 591	19 299	4 394	1 147
7549 pt.	Lubrication shops -----	60	35 198	9 609	2 020	585
7549 pt.	Other automotive services -----	116	32 393	9 690	2 374	562
7549 pt.	Towing services -----	95	24 759	8 438	2 051	462
7549 pt.	Other automotive services, n.e.c. -----	21	7 634	1 252	323	100
76	Miscellaneous repair services -----	1 039	420 579	145 932	34 845	5 873
762	Electrical repair shops -----	354	226 589	81 987	19 486	3 035
7622	Radio and television repair shops -----	118	37 899	14 684	3 543	619
7623, 9	Other electrical and electronic repair shops -----	236	188 690	67 303	15 943	2 416
7623	Refrigeration and air-conditioning service and repair shops -----	61	46 847	15 872	3 626	503
7629	Electrical and electronic repair shops, n.e.c. -----	175	141 843	51 431	12 317	1 913
763	Watch, clock, and jewelry repair -----	24	4 422	1 007	248	76
764	Reupholstery and furniture repair -----	141	27 487	9 331	2 210	559
769	Miscellaneous repair and related services -----	520	162 081	53 607	12 901	2 203
7692	Welding repair -----	48	8 470	2 780	657	169
7694	Armature rewinding shops -----	12	5 776	1 756	414	76
7699	Repair shops and related services, n.e.c. -----	460	147 835	49 071	11 830	1 958
7699 pt.	Farm machinery and equipment repair -----	10	2 142	553	95	25
7699 pt.	Lawnmower and other small gasoline engine repair -----	29	4 587	1 061	209	74
7699 pt.	Sewer and septic tank cleaning services -----	32	7 320	2 241	541	100
7699 pt.	Other repair and related services, n.e.c. -----	389	133 786	45 216	10 985	1 759
78, 79, 84	Amusement and recreation services, including motion pictures and museums -----	1 908	1 298 427	407 068	102 488	23 418
781, 2	Motion picture production, distribution, and services -----	311	251 642	71 467	15 986	2 074
7812 pt.	Motion picture production, except for television -----	124	66 892	19 859	4 401	608
7812 pt.	Motion picture and tape production for television -----	70	54 897	14 964	3 291	348
7819	Services allied to motion picture production -----	82	80 534	27 922	6 273	875
7822 pt.	Motion picture film and tape distributors -----	23	37 693	5 001	1 200	152
7822 pt.	Motion picture film exchanges -----	17	32 536	3 640	873	102
7822 pt.	Video tape wholesalers -----	6	5 157	1 361	327	50
7822 pt.	Film and tape distribution for television -----	8	(D)	(D)	(D)	BB
7829	Services allied to motion picture distribution -----	4	(D)	(D)	(D)	AA
783	Motion picture theaters -----	103	135 855	16 974	4 030	1 969
7832	Motion picture theaters, except drive-in -----	103	135 855	16 974	4 030	1 969
7833	Drive-in motion picture theaters -----	—	—	—	—	—
784	Video tape rental -----	390	118 470	22 974	5 956	3 013
792	Theatrical producers (except motion picture), bands, orchestras, and entertainers -----	141	169 448	46 243	11 572	2 206
7922	Theatrical producers (except motion picture) and miscellaneous theatrical services -----	70	74 629	20 552	4 688	1 126
7922 pt.	Producers of live theatrical productions -----	12	(D)	(D)	(D)	FF
7922 pt.	Producers of radio and television shows, except tape producers -----	7	(D)	(D)	(D)	BB
7922 pt.	Artists' and entertainers' managers or agents, concert bureaus, booking agents -----	32	19 231	5 328	1 237	180
7922 pt.	Other theatrical services -----	19	(D)	(D)	(D)	EE
7929	Bands, orchestras, actors, and other entertainers and entertainment groups -----	71	94 819	25 691	6 884	1 080
7929 pt.	Dance groups and artists -----	1	(D)	(D)	(D)	AA
7929 pt.	Symphony orchestras, opera companies, and chamber music organizations -----	3	(D)	(D)	(D)	CC
7929 pt.	Other music and entertainment presentations -----	67	93 898	25 203	6 670	929
7929 pt.	Other music groups and artists -----	31	(D)	(D)	(D)	CC
7929 pt.	Other entertainers and entertainment groups -----	36	(D)	(D)	(D)	FF
793	Bowling centers -----	57	49 183	12 999	3 256	1 298

Table 7a. Summary Statistics for Firms Subject to Federal Income Tax for Metropolitan Areas: 1992—Con.

[Includes only establishments with payroll. For meaning of abbreviations and symbols, see introductory text. For explanation of terms and comparability of 1987 and 1992 censuses, see appendix A. For definitions of CMSA's, MSA's, and PMSA's, see appendix D]

SIC code	Geographic area and kind of business or operation	Establishments (number)	Receipts (\$1,000)	Annual payroll (\$1,000)	First-quarter payroll (\$1,000)	Paid employees for pay period including March 12 (number)
	WASHINGTON-BALTIMORE, DC-MD-VA-WV CMSA—Con.					
	Washington, DC-MD-VA-WV PMSA—Con.					
78, 79, 84	Amusement and recreation services, including motion pictures and museums—Con.					
79 ex. 792, 3, 84	Commercial sports and other amusement and recreation services, including museums -----	906	573 829	236 411	61 688	12 858
794	Commercial sports -----	71	154 859	118 637	35 906	3 218
7941	Professional sports clubs, managers, promoters -----	23	91 900	94 857	28 311	1 395
7941 pt.	Baseball clubs -----	2	(D)	(D)	(D)	BB
7941 pt.	Football clubs -----	1	(D)	(D)	(D)	EE
7941 pt.	Other professional sports clubs -----	3	(D)	(D)	(D)	CC
7941 pt.	Managers and promoters -----	17	47 424	21 696	6 023	656
7948	Racing, including track operation -----	48	62 959	23 780	7 595	1 823
7948 pt.	Auto racetrack operation -----	5	4 039	489	75	44
7948 pt.	Horse racetrack operation -----	3	(D)	(D)	(D)	GG
7948 pt.	Dog racetrack operation -----	3	(D)	(D)	(D)	GG
7948 pt.	Racing stables and racing, n.e.c. -----	40	(D)	(D)	(D)	EE
79 ex. 792, 3, 4, 84	Other amusement and recreation services, including museums ----	835	418 970	117 774	25 782	9 640
791	Dance studios, schools, and halls -----	98	20 176	6 371	1 607	642
7991	Physical fitness facilities -----	205	96 819	26 798	6 537	2 935
7991 pt.	Physical fitness centers, except gymnasiums and athletic clubs -----	181	82 901	22 431	5 429	2 458
7991 pt.	Gymnasiums and athletic clubs -----	24	13 918	4 367	1 108	477
7992	Public golf courses -----	23	12 399	4 831	1 121	259
7993	Coin-operated amusement devices -----	49	18 050	3 351	754	245
7996	Amusement parks -----	2	(D)	(D)	(D)	BB
7997	Membership sports and recreation clubs -----	119	116 831	38 235	7 926	2 745
7999, 84	Amusement and recreation services, including museums, n.e.c. -	339	(D)	(D)	(D)	HH
7999 pt.	Concession operators of amusement devices and rides -----	5	(D)	(D)	(D)	BB
7999 pt.	Carnivals, circuses, and fairs -----	13	(D)	(D)	(D)	EE
7999 pt.	Carnivals and circuses -----	8	(D)	(D)	(D)	EE
7999 pt.	Fairs -----	5	(D)	(D)	(D)	AA
7999 pt., 84	Other recreation and amusements, including museums -----	321	(D)	(D)	(D)	GG
84	Museums, art galleries, and botanical and zoological gardens -----	6	(D)	(D)	(D)	BB
841	Museums and art galleries -----	4	478	157	33	44
842	Arboreta and botanical or zoological gardens -----	2	(D)	(D)	(D)	AA
7999 pt.	Roller skating rinks -----	16	4 383	927	254	198
7999 pt.	Ice skating rinks -----	4	(D)	(D)	(D)	CC
7999 pt.	Other amusement and recreation services, n.e.c. -----	295	(D)	(D)	(D)	GG
80	Health services -----	8 209	5 094 918	2 235 352	484 594	64 483
801	Offices and clinics of doctors of medicine -----	4 229	2 682 456	1 288 899	265 050	24 519
8011 pt.	Offices of doctors of medicine -----	4 162	2 602 443	1 261 468	259 366	23 608
8011 pt.	General medical clinics -----	67	80 013	27 431	5 684	911
802	Offices and clinics of dentists -----	2 139	739 246	296 123	65 391	10 276
8021 pt.	Offices of dentists -----	2 133	737 584	295 212	65 163	10 250
8021 pt.	Dental clinics -----	6	1 662	911	228	26
803	Offices and clinics of doctors of osteopathy -----	20	7 809	3 599	770	93
8031 pt.	Offices of osteopathic physicians -----	18	(D)	(D)	(D)	BB
8031 pt.	Osteopathic clinics -----	2	(D)	(D)	(D)	AA
804	Offices and clinics of other health practitioners -----	1 090	322 119	121 739	26 542	4 469
8041	Offices and clinics of chiropractors -----	216	63 840	19 772	4 398	823
8042	Offices and clinics of optometrists -----	237	80 201	24 879	5 657	1 064
8043	Offices and clinics of podiatrists -----	189	48 434	18 264	4 016	642
8049	Offices and clinics of health practitioners, n.e.c. -----	448	129 644	58 824	12 471	1 940
805	Nursing and personal care facilities -----	142	408 054	187 011	45 542	11 103
8051	Skilled nursing care facilities -----	73	306 851	140 431	35 075	8 232
8052	Intermediate care facilities -----	52	75 402	35 897	8 727	2 188
8059	Nursing and personal care facilities, n.e.c. -----	17	25 801	10 683	1 740	683
806	Hospitals -----	11	265 472	95 291	23 763	4 101
8062	General medical and surgical hospitals -----	3	(D)	(D)	(D)	GG
8063, 9	Specialty hospitals -----	8	(D)	(D)	(D)	GG
8063	Psychiatric hospitals -----	5	(D)	(D)	(D)	GG
8069	Specialty hospitals, except psychiatric -----	3	(D)	(D)	(D)	CC
807, 8, 9	Other health services -----	578	669 762	242 690	57 536	9 922
807	Medical and dental laboratories -----	247	324 361	118 012	27 611	4 052
8071	Medical laboratories -----	140	302 450	108 494	25 306	3 638
8072	Dental laboratories -----	107	21 911	9 518	2 305	414
808	Home health care services -----	97	113 740	44 978	11 395	3 001
809	Miscellaneous health and allied services, n.e.c. -----	234	231 661	79 700	18 530	2 869
8092	Kidney dialysis centers -----	43	67 725	18 080	4 292	702
8093	Specialty outpatient facilities, n.e.c. -----	121	107 408	41 954	10 306	1 443
8099	Health and allied services, n.e.c. -----	70	56 528	19 666	3 932	724
81	Legal services -----	3 731	5 750 137	2 128 727	473 439	40 349
823, 4, 9	Selected educational services -----	404	273 366	88 921	19 594	3 960
823	Libraries -----	12	680	216	32	17
824	Vocational schools -----	127	161 457	44 966	10 120	1 565
8243	Data processing schools -----	76	90 775	29 090	6 383	842
8244	Business and secretarial schools -----	16	21 640	7 815	1 766	442
8249	Vocational schools, n.e.c. -----	35	49 042	8 061	1 971	281
829	Schools and educational services, n.e.c. -----	265	111 229	43 739	9 442	2 378

Table 7a. Summary Statistics for Firms Subject to Federal Income Tax for Metropolitan Areas: 1992 — Con.

[Includes only establishments with payroll. For meaning of abbreviations and symbols, see introductory text. For explanation of terms and comparability of 1987 and 1992 censuses, see appendix A. For definitions of CMSA's, MSA's, and PMSA's, see appendix D]

SIC code	Geographic area and kind of business or operation	Establishments (number)	Receipts (\$1,000)	Annual payroll (\$1,000)	First-quarter payroll (\$1,000)	Paid employees for pay period including March 12 (number)
	WASHINGTON-BALTIMORE, DC-MD-VA-WV CMSA—Con.					
	Washington, DC-MD-VA-WV PMSA—Con.					
83	Social services	943	295 474	123 214	28 637	9 492
835	Child day care services	605	135 898	62 864	14 971	6 334
832, 3, 6, 9	Other social services	338	159 576	60 350	13 666	3 158
832	Individual and family social services	133	44 059	18 634	3 948	720
833	Job training and vocational rehabilitation services	52	26 461	11 985	2 818	513
836	Residential care	83	55 565	20 835	4 893	1 454
839	Social services, n.e.c.	70	33 491	8 896	2 007	471
87 ex. 8733	Engineering, accounting, research, management, and related services (except noncommercial research organizations)	7 702	10 961 391	4 902 499	1 120 277	120 398
871	Engineering, architectural, and surveying services	2 132	4 827 195	2 207 317	521 620	52 321
8711	Engineering services	1 508	4 379 946	2 025 915	479 541	47 348
8712	Architectural services	489	380 828	143 859	33 561	3 711
8713	Surveying services	135	66 421	37 543	8 518	1 262
872	Accounting, auditing, and bookkeeping services	1 396	721 224	339 211	72 092	9 673
873 ex. 8733	Research, development, and testing services (except noncommercial research organizations)	604	1 346 106	535 943	123 237	15 215
8731	Commercial physical and biological research	228	701 264	287 946	68 262	7 044
8731 pt.	Commercial physical research	155	460 154	193 424	45 352	4 423
8731 pt.	Commercial medical and biological research	73	241 110	94 522	22 910	2 621
8732	Commercial economic, sociological, and educational research	292	560 779	210 543	46 136	6 903
8734	Testing laboratories	84	84 063	37 454	8 839	1 268
874	Management and public relations services	3 570	4 066 866	1 820 028	403 328	43 189
8741	Management services	584	724 141	313 605	68 164	8 999
8742	Management consulting services	1 847	2 196 217	1 011 964	224 840	22 414
8743	Public relations services	354	288 790	122 597	26 853	2 342
8744	Facilities support management services	82	332 608	141 536	35 418	4 831
8748	Business consulting services, n.e.c.	703	525 110	230 326	48 053	4 603
89	Services, n.e.c.	584	613 428	250 908	57 806	5 614
8999 pt.	Scientific and related consulting services, except environmental	178	223 925	107 070	24 712	1 902
8999 pt.	Other services	406	389 503	143 838	33 094	3 712
8999 pt.	Environmental consulting	172	330 712	121 090	28 504	3 075
8999 pt.	Authors, composers, and other arts-related services	111	31 491	12 076	2 167	262
8999 pt.	Other services, n.e.c.	123	27 300	10 672	2 423	375

Table 7b. Summary Statistics for Firms Exempt From Federal Income Tax for Metropolitan Areas: 1992

[Includes only establishments with payroll. For meaning of abbreviations and symbols, see introductory text. For explanation of terms and comparability of 1987 and 1992 censuses, see appendix A. For definitions of CMSA's, MSA's, and PMSA's, see appendix D]

SIC code	Geographic area and kind of business or operation	Establishments (number)	Revenue (\$1,000)	Annual payroll (\$1,000)	First-quarter payroll (\$1,000)	Paid employees for pay period including March 12 (number)
	WASHINGTON-BALTIMORE, DC-MD-VA-WV CMSA					
	Total	7 627	23 116 513	8 200 098	1 986 919	295 750
7032, 704	Camps and membership lodging	32	(D)	(D)	(D)	EE
7032	Sporting and recreational camps	13	6 216	2 040	303	148
704	Organization hotels and lodging houses, on membership basis	19	(D)	(D)	(D)	CC

DC-30 DISTRICT OF COLUMBIA

SERVICE INDUSTRIES—GEOGRAPHIC AREA SERIES

Table 7b. Summary Statistics for Firms Exempt From Federal Income Tax for Metropolitan Areas: 1992—Con.

[Includes only establishments with payroll. For meaning of abbreviations and symbols, see introductory text. For explanation of terms and comparability of 1987 and 1992 censuses, see appendix A. For definitions of CMSA's, MSA's, and PMSA's, see appendix D]

SIC code	Geographic area and kind of business or operation	Establishments (number)	Revenue (\$1,000)	Annual payroll (\$1,000)	First-quarter payroll (\$1,000)	Paid employees for pay period including March 12 (number)
	WASHINGTON-BALTIMORE, DC-MD-VA-WV CMSA—Con.					
792, 7991 pt., 7997, 7999 pt., 84	Selected amusement, recreation, and related services -----	423	(D)	(D)	(D)	II
792	Theatrical producers (except motion picture), bands, orchestras, and entertainers -----	88	(D)	(D)	(D)	GG
7922	Theatrical producers (except motion picture) and miscellaneous theatrical services -----	52	(D)	(D)	(D)	GG
7922 pt.	Producers of live theatrical productions -----	38	43 637	15 343	3 732	954
7922 pt.	Producers of radio and television shows, except tape -----	1	(D)	(D)	(D)	AA
7922 pt.	Artists' and entertainers' managers or agents, concert bureaus, booking agents -----	2	(D)	(D)	(D)	BB
7922 pt.	Other theatrical services -----	11	(D)	(D)	(D)	CC
7929	Bands, orchestras, actors, and other entertainers and entertainment groups -----	36	(D)	(D)	(D)	GG
7929 pt.	Dance groups and artists -----	4	(D)	(D)	(D)	BB
7929 pt.	Symphony orchestras, opera companies, and chamber music organizations -----	20	(D)	(D)	(D)	FF
7929 pt.	Other music groups and artists -----	8	(D)	(D)	(D)	BB
7929 pt.	Other entertainers and entertainment groups -----	4	(D)	(D)	(D)	BB
7991 pt., 7997	Gymnasiums, athletic clubs, and membership sports and recreation clubs -----	242	(D)	(D)	(D)	HH
7991 pt.	Gymnasiums and athletic clubs -----	6	(D)	(D)	(D)	EE
7997	Membership sports and recreation clubs -----	236	172 010	70 214	14 151	3 827
7999 pt.	Fairs -----	6	(D)	(D)	(D)	BB
84	Museums, art galleries, and botanical and zoological gardens -----	87	(D)	(D)	(D)	GG
841	Museums and art galleries -----	78	(D)	(D)	(D)	GG
842	Arboreta and botanical or zoological gardens -----	9	(D)	(D)	(D)	FF
8011 pt.; 8021 pt.; 805, 6, 8, 9	Selected health services -----	487	(D)	(D)	(D)	MM
8011 pt., 8021 pt.	Clinics of doctors of medicine and dentists -----	84	744 433	264 645	61 775	6 877
8011 pt.	General medical clinics -----	83	(D)	(D)	(D)	II
8021 pt.	Dental clinics -----	1	(D)	(D)	(D)	AA
805	Nursing and personal care facilities -----	153	(D)	(D)	(D)	JJ
8051	Skilled nursing care facilities -----	51	(D)	(D)	(D)	II
8052	Intermediate care facilities -----	88	78 284	38 133	9 528	2 734
8059	Nursing and personal care facilities, n.e.c. -----	14	(D)	(D)	(D)	GG
806	Hospitals -----	95	(D)	(D)	(D)	MM
8062	General medical and surgical hospitals -----	71	(D)	(D)	(D)	MM
8062 pt.	General medical and surgical hospitals, nongovernment -----	62	6 429 564	2 849 393	695 941	103 452
8062 pt.	General medical and surgical hospitals, government -----	9	(D)	(D)	(D)	JJ
8063, 9	Specialty hospitals -----	24	1 161 180	592 030	146 564	19 461
8063	Psychiatric hospitals -----	10	417 657	247 496	62 376	8 220
8063 pt.	Psychiatric hospitals, nongovernment -----	4	(D)	(D)	(D)	GG
8063 pt.	Psychiatric hospitals, government -----	6	(D)	(D)	(D)	II
8069	Specialty hospitals, except psychiatric -----	14	743 523	344 534	84 188	11 241
8069 pt.	Specialty hospitals, except psychiatric; nongovernment -----	11	(D)	(D)	(D)	II
8069 pt.	Specialty hospitals, except psychiatric; government -----	3	(D)	(D)	(D)	HH
808, 9	Other health services -----	155	(D)	(D)	(D)	HH
808	Home health care services -----	34	(D)	(D)	(D)	GG
809	Miscellaneous health and allied services, n.e.c. -----	121	(D)	(D)	(D)	HH
8092	Kidney dialysis centers -----	5	(D)	(D)	(D)	CC
8093	Specialty outpatient facilities, n.e.c. -----	81	(D)	(D)	(D)	GG
8099	Health and allied services, n.e.c. -----	35	(D)	(D)	(D)	FF
8111 pt.	Legal aid societies and similar legal services -----	74	(D)	(D)	(D)	FF
823, 4, 9	Selected educational services -----	264	(D)	(D)	(D)	HH
823	Libraries -----	23	18 924	7 623	1 803	482
824	Vocational schools -----	39	(D)	(D)	(D)	EE
8243	Data processing schools -----	-	-	-	-	-
8244	Business and secretarial schools -----	-	-	-	-	-
8249	Vocational schools, n.e.c. -----	39	(D)	(D)	(D)	EE
829	Schools and educational services, n.e.c. -----	202	(D)	(D)	(D)	HH
83	Social services -----	2 748	(D)	(D)	(D)	LL
835	Child day care services -----	577	(D)	(D)	(D)	II
832, 3, 6, 9	Other social services -----	2 171	4 032 835	868 332	207 231	48 340
832	Individual and family social services -----	766	1 273 580	287 661	67 366	15 701
833	Job training and vocational rehabilitation services -----	169	(D)	(D)	(D)	II
836	Residential care -----	520	377 573	182 811	42 147	11 253
839	Social services, n.e.c. -----	716	(D)	(D)	(D)	JJ
861, 2, 4, 9	Selected membership organizations -----	2 980	(D)	(D)	(D)	KK
861	Business associations -----	1 008	(D)	(D)	(D)	JJ
864	Civic, social, and fraternal associations -----	1 034	(D)	(D)	(D)	JJ
862, 9	Other membership organizations -----	938	1 991 427	524 200	125 722	16 130
862	Professional membership organizations -----	512	(D)	(D)	(D)	II
869	Membership organizations, n.e.c. -----	426	(D)	(D)	(D)	II

Table 7b. Summary Statistics for Firms Exempt From Federal Income Tax for Metropolitan Areas: 1992—Con.

[Includes only establishments with payroll. For meaning of abbreviations and symbols, see introductory text. For explanation of terms and comparability of 1987 and 1992 censuses, see appendix A. For definitions of CMSA's, MSA's, and PMSA's, see appendix D]

SIC code	Geographic area and kind of business or operation	Establishments (number)	Revenue (\$1,000)	Annual payroll (\$1,000)	First-quarter payroll (\$1,000)	Paid employees for pay period including March 12 (number)
	WASHINGTON-BALTIMORE, DC-MD-VA-WV CMSA—Con.					
873. 4 ex. 8744	Research, testing, and consulting services, except facilities support management services	619	(D)	(D)	(D)	JJ
873	Research, development, and testing services	496	2 106 528	778 309	190 392	17 606
8731	Commercial physical and biological research	50	(D)	(D)	(D)	II
8732	Commercial economic, sociological, and educational research	70	(D)	(D)	(D)	GG
8733	Noncommercial research organizations	373	(D)	(D)	(D)	II
8734	Testing laboratories	3	(D)	(D)	(D)	BB
874 ex. 8744	Management and public relations services, except facilities support management services	123	(D)	(D)	(D)	GG
8741	Management services	20	(D)	(D)	(D)	CC
8742	Management consulting services	26	(D)	(D)	(D)	EE
8743	Public relations services	28	(D)	(D)	(D)	CC
8748	Business consulting services, n.e.c.	49	115 331	24 179	5 395	623
	Baltimore, MD PMSA					
	Total	1 846	5 841 428	2 376 975	576 892	97 097
	(See appropriate State for SIC detail.)					
	Hagerstown, MD PMSA					
	Total	165	186 765	89 817	21 710	5 059
	(See appropriate State for SIC detail.)					
	Washington, DC-MD-VA-WV PMSA					
	Total	5 616	17 088 320	5 733 306	1 388 317	193 594
7032, 704	Camps and membership lodging	26	9 484	3 123	675	236
7032	Sporting and recreational camps	7	(D)	(D)	(D)	CC
704	Organization hotels and lodging houses, on membership basis	19	(D)	(D)	(D)	CC
792, 7991 pt., 7997, 7999 pt., 84	Selected amusement, recreation, and related services	270	287 909	96 558	20 912	5 269
792	Theatrical producers (except motion picture), bands, orchestras, and entertainers	63	65 542	21 310	4 773	1 379
7922	Theatrical producers (except motion picture) and miscellaneous theatrical services	39	42 513	15 224	2 998	872
7922 pt.	Producers of live theatrical productions	29	(D)	(D)	(D)	FF
7922 pt.	Producers of radio and television shows, except tape	1	(D)	(D)	(D)	AA
7922 pt.	Artists' and entertainers' managers or agents, concert bureaus, booking agents	1	(D)	(D)	(D)	AA
7922 pt.	Other theatrical services	8	(D)	(D)	(D)	CC
7929	Bands, orchestras, actors, and other entertainers and entertainment groups	24	23 029	6 086	1 775	507
7929 pt.	Dance groups and artists	2	(D)	(D)	(D)	BB
7929 pt.	Symphony orchestras, opera companies, and chamber music organizations	14	(D)	(D)	(D)	EE
7929 pt.	Other music groups and artists	6	(D)	(D)	(D)	AA
7929 pt.	Other entertainers and entertainment groups	2	(D)	(D)	(D)	BB
7991 pt., 7997	Gymnasiums, athletic clubs, and membership sports and recreation clubs	149	113 551	46 350	9 659	2 442
7991 pt.	Gymnasiums and athletic clubs	3	(D)	(D)	(D)	BB
7997	Membership sports and recreation clubs	146	(D)	(D)	(D)	GG
7999 pt.	Fairs	5	3 380	532	68	23
84	Museums, art galleries, and botanical and zoological gardens	53	105 436	28 366	6 412	1 425
841	Museums and art galleries	48	(D)	(D)	(D)	GG
842	Arboreta and botanical or zoological gardens	5	(D)	(D)	(D)	CC
8011 pt., 8021 pt., 805, 6, 8, 9	Selected health services	266	6 171 237	2 790 444	677 807	92 410
8011 pt., 8021 pt.	Clinics of doctors of medicine and dentists	52	513 292	178 098	43 440	4 633
8011 pt.	General medical clinics	51	(D)	(D)	(D)	HH
8021 pt.	Dental clinics	1	(D)	(D)	(D)	AA
805	Nursing and personal care facilities	58	230 338	113 611	27 994	6 226
8051	Skilled nursing care facilities	27	171 969	84 386	20 756	4 327
8052	Intermediate care facilities	24	50 179	24 401	6 137	1 663
8059	Nursing and personal care facilities, n.e.c.	7	8 190	4 824	1 101	236
806	Hospitals	54	5 246 952	2 413 061	586 726	77 815
8062	General medical and surgical hospitals	45	(D)	(D)	(D)	LL
8062 pt.	General medical and surgical hospitals, nongovernment	38	3 519 867	1 557 168	377 428	53 546
8062 pt.	General medical and surgical hospitals, government	7	(D)	(D)	(D)	JJ
8063, 9	Specialty hospitals	9	(D)	(D)	(D)	JJ
8063	Psychiatric hospitals	4	(D)	(D)	(D)	HH
8063 pt.	Psychiatric hospitals, nongovernment	2	(D)	(D)	(D)	CC
8063 pt.	Psychiatric hospitals, government	2	(D)	(D)	(D)	HH
8069	Specialty hospitals, except psychiatric	5	(D)	(D)	(D)	II
8069 pt.	Specialty hospitals, except psychiatric; nongovernment	4	(D)	(D)	(D)	II
8069 pt.	Specialty hospitals, except psychiatric; government	1	(D)	(D)	(D)	GG

DC-32 DISTRICT OF COLUMBIA

SERVICE INDUSTRIES—GEOGRAPHIC AREA SERIES

Table 7b. Summary Statistics for Firms Exempt From Federal Income Tax for Metropolitan Areas: 1992—Con.

[Includes only establishments with payroll. For meaning of abbreviations and symbols, see introductory text. For explanation of terms and comparability of 1987 and 1992 censuses, see appendix A. For definitions of CMSA's, MSA's, and PMSA's, see appendix D]

SIC code	Geographic area and kind of business or operation	Establishments (number)	Revenue (\$1,000)	Annual payroll (\$1,000)	First-quarter payroll (\$1,000)	Paid employees for pay period including March 12 (number)
	WASHINGTON-BALTIMORE, DC-MD-VA-WV CMSA—Con.					
	Washington, DC-MD-VA-WV PMSA—Con.					
8011 pt.; 8021 pt.; 805, 6, 8, 9	Selected health services —Con.					
808, 9	Other health services	102	180 655	85 674	19 647	3 736
808	Home health care services	25	77 071	43 253	10 132	1 864
809	Miscellaneous health and allied services, n.e.c.	77	103 584	42 421	9 515	1 872
8092	Kidney dialysis centers	—	—	—	—	—
8093	Specialty outpatient facilities, n.e.c.	52	76 120	31 457	6 980	1 403
8099	Health and allied services, n.e.c.	25	27 464	10 964	2 535	469
8111 pt.	Legal aid societies and similar legal services	58	37 767	17 420	4 122	528
823, 4, 9	Selected educational services	212	236 303	52 479	12 783	2 560
823	Libraries.....	17	12 966	4 938	1 161	308
824	Vocational schools	22	11 025	4 482	1 132	252
8243	Data processing schools	—	—	—	—	—
8244	Business and secretarial schools	—	—	—	—	—
8249	Vocational schools, n.e.c.	22	11 025	4 482	1 132	252
829	Schools and educational services, n.e.c.	173	212 312	43 059	10 490	2 000
83	Social services	1 861	3 174 871	665 784	159 669	36 785
835	Child day care services	397	98 321	57 056	13 856	4 918
832, 3, 6, 9	Other social services	1 464	3 076 550	608 728	145 813	31 867
832	Individual and family social services	491	785 812	186 683	43 383	8 991
833	Job training and vocational rehabilitation services	116	144 445	72 487	17 414	4 299
836	Residential care	332	198 764	96 468	21 256	5 695
839	Social services, n.e.c.	525	1 947 529	253 090	63 760	12 882
861, 2, 4, 9	Selected membership organizations	2 362	5 456 048	1 488 284	363 408	41 488
861	Business associations	894	2 748 734	798 944	196 325	17 812
864	Civic, social, and fraternal associations	682	798 093	186 395	46 464	8 471
862, 9	Other membership organizations	786	1 909 221	502 945	120 619	15 205
862	Professional membership organizations	449	1 294 301	328 019	79 415	9 516
869	Membership organizations, n.e.c.	337	614 920	174 926	41 204	5 689
873, 4 ex. 8744	Research, testing, and consulting services, except facilities support management services	561	1 714 701	619 214	148 941	14 318
873	Research, development, and testing services	453	1 522 226	570 238	137 547	13 179
8731	Commercial physical and biological research	38	510 359	252 218	60 326	4 964
8732	Commercial economic, sociological, and educational research	66	(D)	(D)	(D)	GG
8733	Noncommercial research organizations	347	906 525	273 866	66 834	7 117
8734	Testing laboratories	2	(D)	(D)	(D)	BB
874 ex. 8744	Management and public relations services, except facilities support management services	108	192 475	48 976	11 394	1 139
8741	Management services	16	18 040	3 318	756	68
8742	Management consulting services	23	47 315	18 738	4 627	348
8743	Public relations services	27	17 676	5 280	1 182	181
8748	Business consulting services, n.e.c.	42	109 444	21 640	4 829	542

Table 8a. **Summary Statistics for Firms Subject to Federal Income Tax for the Area Outside Metropolitan Areas: 1992**

[Not applicable]

Table 8b. **Summary Statistics for Firms Exempt From Federal Income Tax for the Area Outside Metropolitan Areas: 1992**

[Not applicable]

Table 9. **Places With 2,500 Inhabitants or More Ranked by Volume of Receipts of Firms Subject to Federal Income Tax: 1992**

[Not applicable]

Table 10. **Counties Ranked by Volume of Receipts of Firms Subject to Federal Income Tax: 1992**

[Not applicable]

Appendix A.

General Explanation

CENSUS COVERAGE AND METHODOLOGY

Structure and method of enumeration. Firms in the 1992 Census of Service Industries were divided into the nonmail universe and mail universe. The coverage and the method of obtaining census information from each follow:

1. The nonmail universe consisted of firms which were not required to file a regular census return and included:

- a. All taxable nonemployers, i.e., all firms subject to Federal income tax with no paid employees during 1992. Receipts information for these firms was obtained from administrative records of other Federal agencies. Although consisting of many firms, nonemployers accounted for less than 10 percent of total receipts of all establishments covered in the census.

The census included only those service nonemployer firms which reported a receipts volume of \$1,000 or more during 1992. Establishments exempt from Federal income tax with no paid employees were excluded as in previous censuses.

Data for nonemployers are not included in this report but are provided in a subsequent Non-employer Statistics report (SC92-N-1).

- b. Selected small employers, i.e., single-establishment firms with payroll below a specified cutoff. (The term "employers" refers to firms with one or more paid employees at any time during 1992 as shown in the active administrative records of other Federal agencies.) Although the payroll cutoff varied by kind of business, small employers generally included firms with less than 10 employees and represented about 10 percent of total receipts of establishments covered in the census.

Data on receipts, payroll, and employment for employer firms below the payroll cutoff were derived or estimated from administrative records of other Federal agencies, except for a sample of small employer firms in classifications for which specialized data requirements precluded reliance solely on administrative records sources. This sample was included in the mail universe.

2. The mail universe consisted of firms for which information was obtained by means of a mail canvass and included:

- a. Large employers, i.e., all multiestablishment firms, and all employer firms above the payroll size cutoff referred to in section 1b. Within this category, a report of company organization was conducted periodically to identify establishment locations of firms which operated at more than one location and to obtain information on payroll and mid-March employment at each location. The 1991 Report of Company Organization was used as a coverage check in the census. In the 1992 census, all multi-establishment firms were asked to notify the Census Bureau of any establishments for which a form was not received. Report forms were subsequently provided to the firms for these establishments.
- b. A sample of small employer firms in classifications for which specialized data precluded reliance solely on administrative records sources. These firms were sent the census mailing packages containing the appropriate 1992 questionnaire.

Method of classifying kinds of business. The service industries classifications for all establishments were based on the *Standard Industrial Classification Manual: 1987*¹ (SIC). However, the method of assigning these classifications, and the level of detail at which establishments were classified, differed between the nonmail and mail universes as follows:

1. The nonmail universe

- a. Nonemployers were classified on the basis of information obtained from administrative records of other Federal agencies.
- b. Selected small employers were classified on the basis of the most current census kind-of-business classification available from one of the Census Bureau's current sample surveys or the 1987 census. Otherwise, the classification was obtained from administrative records of other Federal agencies.

If the census or administrative record classifications proved inadequate (none corresponded to a 1992 census classification in the detail required for

¹*Standard Industrial Classification Manual: 1987*. For sale by Superintendent of Documents, U.S. Government Printing Office, Washington, DC 20402. Stock No. 041-001-00314-2.

employers), the firm was sent a brief inquiry requesting information necessary to assign a 1992 census kind-of-business code.

- Establishments in the mail universe were classified on the basis of their self-designation, answers to questions on receipts by type of service provided, and other special inquiries.

Method of assigning tax status. For kind-of-business classifications² where there were substantial numbers of taxable and tax-exempt establishments, establishments were classified based on the Federal income tax filing requirement for the establishment or organization. This classification was based primarily on the response to an inquiry on the census questionnaire. Establishments that indicated that all or part of their income was exempt from Federal income tax under provisions of section 501 of the IRS code were classified as tax-exempt; establishments indicating no such exemption were classified as taxable. All government-operated hospitals were classified as tax-exempt. For establishments in the nonmail universe, the tax status classification was based upon the type of tax return filed by the firm or organization.

For selected kind-of-business classifications³ comprised primarily of tax-exempt establishments, all establishments in those classifications were defined as tax-exempt. All establishments in the remaining kind-of-business classifications (comprised primarily of taxable establishments) were defined as taxable.

COMPARABILITY OF THE 1987 AND 1992 CENSUSES

The 1987 and 1992 censuses were conducted under similar conditions and procedures except for the following:

Geographic areas. The boundaries of a number of areas for which data are shown in the 1992 census are not the same as in the 1987 census because of annexations; other boundary changes; and redefinitions of metropolitan statistical areas (MSA's), primary metropolitan statistical areas (PMSA's), and consolidated metropolitan statistical areas (CMSA's).⁴ In addition, data for consolidated cities are included in the 1992 census.

Data for special economic urban areas (SEUA's) with 10,000 inhabitants or more in Michigan, Minnesota, New York, and Wisconsin qualified for publication in the 1992 census. This included townships in Michigan and Minnesota and towns in New York and Wisconsin. However, Minnesota did not have any townships that met the population criteria.

²SIC's 7032, 792, 7991 pt., 7997, 7999 pt., 8011 pt., 8021 pt., 805, 806, 808, 809, 82, 83, 84 pt., 873 ex. 8733, 874 ex. 8744.

³SIC's 7041, 8111 pt., 84 pt., 86, 8733.

⁴Newly defined metropolitan areas (MA's) were announced by the Office of Management and Budget (OMB) effective June 30, 1993.

Nonemployer firms. In 1987, data for nonemployer firms were published for the United States, States, metropolitan areas, counties, and places in four regional reports in the Nonemployer Statistics Series (SC87-N-1 to -4).

For 1992, data for nonemployers by kind of business are presented in one *Nonemployer Statistics* report (SC92-N-1) for the United States, States, and metropolitan areas. Nonemployer data for counties and places are available on compact disc-read only memory (CD-ROM).

Employment. In 1987, employment data withheld to avoid disclosing data for individual companies were represented with the symbol "(D)." In 1992, withheld employment data are represented with symbols that denote employment size ranges. These symbols are defined in the introductory text.

Sources of receipts/revenue. In 1987, data on sources of receipts/revenue for selected industries were published with other industry-specific data in the *Miscellaneous Subjects* report (SC87-S-4) of the Subject Series. In 1992, sources of receipts/revenue data are presented separately in the *Sources of Receipts or Revenue* report (SC92-S-4) of the Subject Series.

Legal form of organization. In 1987, data on the number of individual proprietorships/partnerships were published in the Geographic Area Series. In 1992, individual proprietorship/partnership data are published in the *Establishment and Firm Size* report (SC87-S-1) and in the *Nonemployer Statistics* report (SC87-N-1).

EXPLANATION OF TERMS

Establishments. An establishment is a single physical location at which business is conducted. It is not necessarily identical with a company or enterprise, which may consist of one establishment or more. Statistics for service industries represent a summary of reports for individual establishments rather than companies. For cases where a census report was received, separate information was obtained for each location where business was conducted. When administrative records of other Federal agencies were used instead of a census report, no information was available on the number of locations operated. Estimates of this number were derived from a sample and are provided in the service industries report, *Miscellaneous Subjects* (SC92-S-5). Each census report was tabulated according to the physical location at which the business was conducted. The count of establishments represents those in business at any time during 1992. Appendix G provides a comparison of the number of establishments active any time during the year versus the number in business at the end of the year.

When two activities or more were carried on at a single location under a single ownership, all activities generally were grouped together as a single establishment. The

entire establishment was classified on the basis of its major activity and all data for it were included in that classification. However, when distinct and separate economic activities (for which different industry classification codes were appropriate) were conducted at a single location under a single ownership, and when conditions prescribed by the SIC manual for recognizing the existence of more than one establishment were met, separate establishment reports for each of the different activities were obtained in the census.

Leased service departments (separately owned businesses operated as departments or concessions of other service establishments or of retail businesses, such as a separately owned shoeshine parlor in a barber shop, or a beauty shop in a department store) are treated as separate service establishments for census purposes. Leased retail departments located in service establishments (e.g., a gift shop located in a hotel) are considered separate retail establishments.

Firms. A firm is a business organization or entity consisting of one domestic establishment (location) or more under common ownership or control. All establishments of subsidiary firms are included as part of the controlling firm. For the economic census, the terms "firm" and "company" are synonymous.

Receipts (Basic dollar volume measure for service establishments of firms subject to Federal income tax). Includes receipts from customers or clients for services rendered, from the use of facilities, and from merchandise sold during 1992 whether or not payment was received in 1992, except for health practitioners and legal, architectural, engineering, and surveying services, which reported on a cash basis (payments received in 1992 regardless of when services were rendered). Excise taxes on gasoline, liquor, tobacco, etc., which are paid by the manufacturer or wholesaler and passed on in the cost of goods purchased by the service establishment, are also included. Receipts from leasing of vehicles, equipment, etc., marketed under operating leases are included in receipts figures as well as the fair sales value of merchandise marketed in 1992 under capital, finance, or "full payout" leases. Receipts also include the total value of service contracts, amounts received for work subcontracted to others, and dues and assessments from members and affiliates.

Receipts are net after deductions for refunds and allowances for merchandise returned by customers. Receipts do not include sales, occupancy, admissions, or other taxes collected from customers and remitted directly by the firm to a local, State, or Federal tax agency, nor do they include income from such sources as contributions, gifts, and grants; dividends, interest, and investments; or sale or rental of real estate. Also excluded are rents from and receipts (gross as well as the establishment's share) of departments and concessions which are operated by others; sales of used equipment rented or leased to

customers; commissions from vending machine operators; and other nonoperating income such as royalties, franchise fees, etc.

Receipts in this report do not include service receipts of manufacturers, wholesalers, retail establishments, or other businesses whose primary activity is other than service. They do, however, include receipts other than from services rendered (e.g., sale of merchandise to individuals or other businesses) by establishments primarily engaged in performing services and classified in the service industries.

Revenue (Basic dollar volume measure for firms exempt from Federal income tax). Includes revenue from customers or clients for services rendered and merchandise sold during 1992, whether or not payment was received in 1992. Also included are income from interest, dividends, gross contributions, gifts, grants (whether or not restricted for use in operations), rents, royalties, dues and assessments from members and affiliates, and receipts from fundraising activities. Receipts from taxable business activities of firms exempt from Federal income tax (Unrelated Business Income) are also included in revenue.

Revenue does not include sales, admissions, or other taxes collected by the organization from customers or clients and paid directly to a local, State, or Federal tax agency; income from the sale of real estate, investments, or other assets (except inventory held for resale); gross receipts of departments, concessions, etc., that are operated by others; and amounts transferred to operating funds from capital or reserve funds.

Expenses. Expenses include payroll, employee benefits, interest, rent, payroll taxes, cost of supplies used for operation, depreciation expenses, fundraising expenses, contracted or purchased services, and other expenses charged to operations during 1992.

Expenses in this report exclude outlays for the purchase of real estate; construction and all other capital improvements; funds invested; assessments or dues paid to the parent or other chapters of the same organization; and, for fundraising organizations, funds transferred to charities and other organizations.

Annual payroll. Payroll includes all forms of compensation, such as salaries, wages, commissions, bonuses, vacation allowances, sick-leave pay, employee contributions to qualified pension plans, and the value of payments in kind (e.g., free meals and lodgings) paid during the year to all employees. Tips and gratuities received by employees from patrons and reported to employers are included. For corporations, payroll includes amounts paid to officers and executives; for unincorporated businesses, it does not include profit or other compensation of proprietors or partners. Payroll is reported before deductions for social security, income tax, insurance, union dues, etc. This definition of payroll is the same as that used by the Internal Revenue Service (IRS) on form 941.

First-quarter payroll. This item consists of payroll, as defined above, paid to persons employed at any time during the quarter January to March 1992.

Paid employees for pay period including March 12. Paid employees consist of the full- and part-time employees, including salaried officers and executives of corporations, who were on the payroll during the pay period including March 12. Included are employees on paid sick leave, paid holidays, and paid vacations; not included are proprietors and partners of unincorporated businesses. The definition of paid employees is the same as that used on IRS form 941.

Auxiliary establishments. Each company included in this census was asked to identify and separately report auxiliary locations whose primary functions were to manage, administer, service, or support the activities of the other establishments of the company. Data presented in this report do not include auxiliary establishments. Data for auxiliaries are presented in a subsequent report issued as part of the *1992 Enterprise Statistics* reports.

KIND-OF-BUSINESS CLASSIFICATIONS

Services, as defined in Division I of the 1987 Standard Industrial Classification (SIC) manual, includes establishments primarily engaged in rendering a wide variety of services to individuals, business and government establishments, and other organizations.

Establishments covered by the census were assigned kind-of-business classifications according to the industry classifications defined in the 1987 SIC manual. When a more detailed classification than defined in the SIC manual was needed, additional kinds of business were identified within an SIC industry.

The basis for a kind-of-business classification is described above in Method of Classifying Kinds of Business. Descriptions of those kinds of business for which data are provided in this report follow.

Hotels, Rooming Houses, Camps, and Other Lodging Places (SIC Major Group 70)

This group includes establishments engaged in providing lodging, or lodging and meals, and camping facilities. Hotels which provide accommodations for permanent residents (e.g., apartment hotels) and residential mobile home parks are classified in Real Estate, Major Group 65.

Hotels and motels (SIC 7011). Commercial establishments, known to the public as hotels, motor hotels, motels, or tourist courts, primarily engaged in providing lodging, or lodging and meals.

For large geographic areas, data are presented for the following subdivisions of this classification:

1. Hotels, 25 guestrooms or more.
2. Hotels, less than 25 guestrooms.
3. Motels, tourist courts.
4. Motor hotels.

The classification of individual establishments into hotels, motor hotels, and motels and tourist courts was based primarily on the respondents' self-designation.

Rooming and boarding houses (SIC 702). Establishments renting rooms, with or without board, on a fee basis. Homes for the elderly, for children, and for the handicapped that provide additional services, other than nursing care, are classified in Industry 8361, and homes that provide nursing and/or health-related care are classified in Industry Group 805. Rooming and boarding houses operated by membership organizations for their members only are classified in Industry 7041.

Sporting and recreational camps (SIC 7032). Sporting and recreational camps providing lodging and meals, or lodging only. Included are children's camps, fishing camps, hunting camps, and dude ranches. Day camps and sports instructional camps, such as baseball, basketball, or football camps, are classified in Industry 7999.

Recreational vehicle parks and campsites (SIC 7033). Establishments providing overnight or short-term sites for recreational vehicles, trailers, campers, or tents. Residential trailer and mobile home parks are classified in Real Estate, Major Group 65.

Organization hotels and lodging houses, on membership basis (SIC 704). Lodging houses and hotels operated by membership organizations for the benefit of their members and guests, and not open to the general public. Hotels operated by such organizations but open to the public are classified in Industry 7011. Residential homes for the elderly and others in need of residential, social, and personal care are classified in Industry 8361.

Personal Services (SIC Major Group 72)

This group includes establishments primarily engaged in providing services generally to individuals, such as barber and beauty shops, drycleaning plants, laundries, and photographic studios. For establishments classified in Industry Group 721, collecting and distributing units (branch outlets, pickup stations, terminals, or depots) owned and operated by a firm which does its own laundry work are not classified as separate establishments. Data for these units are merged with data for the plant where the work is done.

Power laundries, family and commercial (SIC 7211).

Establishments primarily engaged in operating mechanical laundries with steam or other power. Excluded are establishments which have power laundry equipment but which are primarily engaged in a specialty, such as industrial laundering, linen rental, or diaper service. These establishments are classified in other categories within Industry Group 721. Independently owned agencies for laundry plants are classified in Industry 7212. Laundries using small power equipment of household type are classified in Industry 7219.

Garment pressing, and agents for laundries and dry-cleaners (SIC 7212).

Establishments primarily engaged in providing laundry and drycleaning services but which have the laundry and/or drycleaning work done by others. Establishments in this industry may do their own pressing or finishing work. Independently owned collecting and distributing agencies serving drycleaning plants or power laundries are included in this classification.

Linen supply (SIC 7213).

Establishments primarily engaged in supplying, on a rental basis, such laundered items as uniforms, aprons, table covers, bed linens, and towels. Establishments included in this classification may or may not operate their own laundry facilities.

Coin-operated laundries and drycleaning (SIC 7215).

Establishments primarily engaged in the operation of coin-operated or similar self-service laundry and/or drycleaning equipment. Included are establishments known as laundromats, launderettes, self-service drycleaners, etc. Establishments which operate such machinery in apartment houses, dormitories, and similar locations are included. Establishments which rent such machinery (e.g., to apartment houses) are classified in Industry 7359.

For large geographic areas, data are presented for the following subdivisions of this classification:

1. Coin-operated laundries and drycleaning stores.
2. Coin-operated laundry routes.

Drycleaning plants, except rug cleaning (SIC 7216).

Establishments primarily engaged in drycleaning or dyeing apparel and household fabrics other than rugs. Establishments primarily engaged in cleaning rugs are classified in Industry 7217. Independently owned agencies for cleaning plants are classified in Industry 7212. Establishments known as "tailor shops" or "cleaners" are included in this classification only if they do their own cleaning. Establishments primarily engaged in dyeing fabrics for the trade are classified in Manufacturing, Major Group 22.

Carpet and upholstery cleaning (SIC 7217).

Establishments primarily engaged in cleaning carpets and upholstered furniture. Establishments primarily engaged in rug repair are classified in Industry 7699, those primarily

engaged in reupholstering and repairing furniture are classified in Industry 7641, and those primarily engaged in building cleaning are classified in Industry 7349.

Industrial launderers (SIC 7218).

Establishments primarily engaged in supplying laundered or drycleaned work uniforms, wiping towels, protective apparel (gloves, flame resistant clothing, etc.), dust control items (treated mats or rugs, mops, cloths, etc.), and similar items to industrial, commercial, and government users. These items may belong to the industrial launderers and be supplied to users on a rental basis, or they may belong to the customers. Establishments included in this industry may or may not operate their own laundry or drycleaning facilities.

Laundry and garment services, n.e.c. (SIC 7219).

Establishments primarily engaged in furnishing other laundry services, including repair, alteration, and storage of clothes for individuals; diaper service; and hand laundries. Custom tailors, dressmakers, and fur shops making fur apparel to custom order are classified in Retail Trade.

Photographic studios, portrait (SIC 722).

Establishments primarily engaged in still or video portrait photography for the general public. Included in this classification are school, home, and transient portrait photographers. Establishments primarily engaged in commercial photography are classified in Industry 7335; those primarily engaged in video tape production other than portrait are classified in Industry 7812; and those primarily engaged in film developing and/or print processing for the trade or for the general public are classified in Industry 7384.

Beauty shops (SIC 723).

Establishments primarily engaged in providing beauty services or both beauty and barber services. Beauty and cosmetology schools are also included. Beauty shop concessions (owned and operated by concessionaires) in hotels, department stores, etc., are classified in this industry and treated as separate establishments. However, beauty shops owned by and operated as part of other businesses (e.g., hotels, department stores) are considered part of the main establishment.

Barber shops (SIC 724).

Establishments primarily engaged in providing barber and men's hair styling services. Barber colleges are also included. Barber shop concessions (owned and operated by concessionaires) in hotels, department stores, etc., are classified in this industry and treated as separate establishments. However, barber shops owned by and operated as part of other businesses (e.g., hotels, department stores) are considered part of the main establishment.

Shoe repair shops and shoeshine parlors (SIC 725).

Establishments primarily engaged in repairing footwear or shining shoes. Also included are establishments engaged in cleaning and blocking hats. Shoe repair and shoeshine departments (owned and operated by concessionaires) in

hotels, department stores, etc., are classified in this industry and treated as separate establishments. However, shoe repair shops and shoeshine parlors owned and operated as part of other businesses (e.g., hotels, department stores) are considered part of the main establishment.

Funeral service and crematories (SIC 726). Establishments primarily engaged in preparing the dead for burial, conducting funerals, and cremating the dead. Receipts include sales of funeral merchandise, such as caskets and burial clothing, and other services provided directly by the establishments. Also included in the receipts are reimbursements for cash advances made to other establishments for funeral-related merchandise sales and services, such as flowers. Cemeteries, and crematories operated in conjunction with cemeteries, are classified in Real Estate, Industry 6553; crematories and burial services for pets are classified in Agriculture, Industry 0752.

Tax return preparation services (SIC 7291). Establishments primarily engaged in providing tax return preparation services without also providing accounting, auditing, or bookkeeping services. Establishments providing tax return preparation services which also provide accounting, auditing, or bookkeeping services are classified in Industry 8721. Tax return preparation services (owned and operated by concessionaires) in department stores, etc., are classified in this industry and treated as separate establishments. However, tax return preparation services owned and operated as part of other businesses are considered part of the main establishment.

Miscellaneous personal services, n.e.c. (SIC 7299). Establishments primarily engaged in providing personal services, not elsewhere classified, such as saunas; steam and Turkish baths; costume and formal wear rental; operation of coin-operated personal service machines, such as weighing machines, public lockers (except cold storage), pay toilets, etc.; checkroom concessions; dating service; diet or weight reducing workshops; and tanning salons. Establishments operating coin-operated amusement machines, such as pinball machines and juke boxes, are classified in Industry 7993. The operation of physical fitness facilities, including health fitness spas and reducing salons, is classified in Major Group 70 if lodging is also provided and in Industry 7991 if lodging is not provided.

For large geographic areas, data are presented for the following subdivisions of this classification:

1. Massage parlors, tanning salons, and saunas.
2. Diet and weight reducing services.
3. Formal wear rental.
4. Other personal services, n.e.c.

Business Services (SIC Major Group 73)

This group includes establishments primarily engaged in providing services, not elsewhere classified, to business establishments on a contract or fee basis.

Advertising agencies (SIC 7311). Establishments primarily engaged in preparing advertising (writing copy, artwork, graphics, and other creative work) and placing such advertising in periodicals, newspapers, radio, television, or other advertising media for clients on a contract or fee basis. Establishments which place advertising with media but perform no creative services (media buying services) are classified in Industry 7319. Establishments which write advertising copy but do not place the advertising with media are classified in Industry 8999. Establishments which provide commercial art, graphics, or other creative advertising services but do not place the advertising with media are classified in Industry Group 733. Establishments which solicit advertising for nonaffiliated radio, television, newspapers, or magazines are classified in Industry 7313.

Outdoor advertising services (SIC 7312). Establishments primarily engaged in the preparation of poster displays and painted and electric displays on billboards, panels, bulletins, and frames, principally outdoors. Such establishments may (as incidental services) construct, repair, and maintain display boards and may post advertisements. Sign painting shops are classified in Industry 7389. Shops which make neon signs to order are classified in Manufacturing. Establishments primarily engaged in erecting signs are classified in Construction.

Radio, television, and publishers' advertising representatives (SIC 7313). Establishments primarily engaged in soliciting advertising on a contract or fee basis for (nonaffiliated) newspapers, magazines, and other publications, or for radio and television stations. Advertising sales offices operated by the media are classified as auxiliaries.

For large geographic areas, data are presented for the following subdivisions of this classification:

1. Radio and television advertising representatives.
2. Publishers' advertising representatives.

Advertising, n.e.c. (SIC 7319). Establishments primarily engaged in furnishing advertising services, not elsewhere classified, such as handbill distribution, distribution of samples, and transit advertising. Establishments which provide commercial art, graphics, or other creative advertising services but do not place the advertising with the media, are classified in Industry Group 733. Establishments primarily engaged in direct mail advertising, compiling and selling mailing lists, and related services are classified in Industry 7331.

Adjustment and collection services (SIC 7322). Establishments primarily engaged in the collection or adjustment of claims other than insurance. Establishments providing insurance adjustment services are classified in Insurance, Major Group 64. Establishments providing debt counseling or adjustment services for individuals are classified in Industry 7299. Centralized charge services are classified in Finance, Major Group 61.

Credit reporting services (SIC 7323). Establishments primarily engaged in providing mercantile and consumer credit reporting services. Establishments primarily engaged in conducting personal investigations (background) and preparing reports for insurance companies and other business firms are classified in Industry 7389.

Direct mail advertising services (SIC 7331). Establishments primarily engaged in furnishing direct mail advertising services, such as creating, producing, and mailing direct mail advertising. This industry also includes establishments primarily engaged in compiling and selling mailing lists. Establishments primarily engaged in reproducing direct mail copy to order but also providing other direct mail advertising services are classified in Manufacturing if they print the copy, and in Industry 7334 if they duplicate the copy by photocopying or similar reproduction methods.

For large geographic areas, data are presented for the following subdivisions of this classification:

1. Mailing list compilers, brokers, and managers.
2. Direct mail advertising services, except mailing list services.

Photocopying and duplicating services (SIC 7334). Establishments primarily engaged in reproducing text, drawings, plans, maps, or other copy by blueprinting, photocopying, mimeographing, or other methods of duplication other than printing or microfilming. Printing, including "quick printing," is classified in Manufacturing, and microfilming is classified in Industry 7389.

For large geographic areas, data are presented for the following subdivisions of this classification:

1. Blueprinting and photocopying services.
2. Duplicating services, except printing and photocopying.

Commercial photography (SIC 7335). Establishments engaged in providing commercial photography services for advertising agencies, publishers, and other business and industrial users. Establishments engaged in still and video portrait photography are classified in Industry 7221, and those primarily engaged in mapmaking are classified in Industry 7389. Establishments primarily engaged in medical photography are classified in Industry 8099. Establishments primarily engaged in producing commercial video tape or films are classified in Industry 7812.

Commercial art and graphic design (SIC 7336). Establishments primarily engaged in providing commercial art or graphic design services for advertising agencies, publishers, and other business and industrial users. Producers of still and slide films are classified here. Establishments primarily engaged in art, except commercial and medical art, are classified in Industry 8999; those engaged in medical art are classified in Industry 8099; and those providing drafting services are classified in Industry 7389.

For large geographic areas, data are presented for the following subdivisions of this classification:

1. Commercial art.
2. Graphic arts and related design.

Secretarial and court reporting services (SIC 7338). Establishments primarily engaged in furnishing secretarial, typing, word processing, resume writing, and court reporting services.

Disinfecting and pest control services (SIC 7342). Establishments primarily engaged in providing disinfection and termite, insect, rodent, and other pest control generally in dwellings or other buildings. Establishments primarily engaged in pest control for lawns or agricultural production are classified in Agriculture.

Building cleaning and maintenance services, n.e.c. (SIC 7349). Establishments primarily engaged in furnishing building cleaning and maintenance services, not elsewhere classified, such as window cleaning, janitorial services, floor waxing, and office cleaning. General contractors and special trade contractors primarily engaged in building repair work, cleaning building exteriors by sand or steam blasting, or cleaning up after construction are classified in Construction.

Medical equipment rental and leasing (SIC 7352). Establishments primarily engaged in renting or leasing (except finance leasing) medical equipment. These establishments may also sell medical supplies, but establishments primarily engaged in selling medical supplies are classified in Wholesale or Retail Trade. Establishments primarily engaged in finance leasing are classified in Finance, Industry 6159.

Heavy construction equipment rental and leasing (SIC 7353). Establishments primarily engaged in renting or leasing (except finance leasing) heavy construction equipment, with or without operators. Establishments primarily engaged in finance leasing are classified in Finance, Industry 6159.

For large geographic areas, data are presented for the following subdivisions of this classification:

1. Rental and leasing of heavy construction equipment without operators.
2. Rental and leasing of heavy construction equipment with operators.

Equipment rental and leasing, n.e.c. (SIC 7359). Establishments primarily engaged in renting or leasing (except finance leasing) equipment, not elsewhere classified, such as tools, furniture, industrial equipment (except heavy construction), televisions, appliances, party supplies, etc. Establishments primarily engaged in finance leasing are classified in Finance, Industry 6159.

Establishments renting or leasing automobiles and trucks without drivers are classified in Industry Group 751; those renting with drivers, in Transportation. Establishments renting (or leasing) medical equipment are classified in Industry 7352; video tapes and cassettes, in Industry 7841; amusement and recreation items, such as bicycles, beach chairs, etc., in Industry 7999; personal items, such as formal wear, lockers (other than refrigerated), and pillows, in Industry 7299; commercial boats, in Water Transportation, Major Group 44. Direct leasing of machinery or equipment by the manufacturer is classified in Manufacturing or Wholesale Trade. Establishments primarily leasing computer time, including time-sharing services, are classified in Industry 7374; and those renting or leasing computers or data processing equipment, in Industry 7377.

For large geographic areas, data are presented for the following subdivisions of this classification:

1. Equipment rental, except rent-to-own.
2. Equipment leasing, except finance leasing.
3. Rent-to-own.

Employment agencies (SIC 7361). Establishments primarily engaged in providing placement and employment services for employers or those seeking employment. Modeling agencies and nurses' registries are included. Theatrical employment agencies are classified in Industry 7922; motion picture casting bureaus, in Industry 7819; and establishments engaged in furnishing help to other businesses, in Industry 7363.

Help supply services (SIC 7363). Establishments primarily engaged in supplying temporary or continuing help (except agricultural) to other businesses on a contract or fee basis. The help supplied is on the payroll of the supplying establishment but is under the direct or general supervision of the business to whom the help is furnished. Establishments primarily engaged in providing placement and employment services are classified in Industry 7361. Establishments which provide both management and staff to operate a business are classified according to the type of activity of the business. Establishments primarily engaged in furnishing personnel to perform a range of services in support of the operation of other establishments are classified in Industry 8744. Farm labor supply is classified in Agriculture, Industry 0761.

For large geographic areas, data are presented for the following subdivisions of this classification:

1. Temporary help supply.
2. Employee leasing.
3. Other help supply services.

Computer programming services (SIC 7371). Establishments primarily engaged in providing custom computer programming services on a contract or fee basis. These

establishments often perform a variety of additional services, such as computer software design and analysis, modification of existing software, and training in the use of custom software. Establishments primarily engaged in the development and marketing of prepackaged software are classified in Industry 7372. Computer processing services are classified in Industry 7374.

Prepackaged software (SIC 7372). Establishments primarily engaged in designing and developing prepackaged software, including operating, utility, and applications programs. These establishments may also prepare software documentation for the user, install software for the user, and train the user in the use of the software. Establishments primarily engaged in buying and selling prepackaged software are classified in Wholesale or Retail Trade. Custom computer software services, including computer code authors, are classified in Industry 7371.

Computer integrated systems (SIC 7373). Establishments primarily engaged in developing or modifying computer software and packaging or bundling the software with hardware (computers and peripheral equipment) to create an integrated system for specific application. These establishments are involved in all phases of systems development, from design through installation. Establishments primarily engaged in buying and selling computer software and/or hardware are classified in Wholesale or Retail Trade, and establishments primarily engaged in manufacturing computers and/or peripheral equipment are classified in Manufacturing.

Computer processing and data preparation and processing services (SIC 7374). Establishments primarily engaged in providing computer processing and data preparation services. Service may consist of complete processing and preparation of reports from data supplied by the customer, or it may be specialized, such as data entry or making data processing equipment available on an hourly or time-sharing basis.

Information retrieval services (SIC 7375). Establishments primarily engaged in providing on-line information retrieval services on a contract or fee basis. The information generally involves a range of subjects and is taken from other primary sources. Establishments which collect and originate the data are classified in the industry associated with that activity.

Computer facilities management services (SIC 7376). Establishments primarily engaged in providing on-site management and operation of computer and data processing facilities on a contract or fee basis. Establishments primarily engaged in providing computer and data processing at their own facilities are classified in Industry 7374.

Computer rental and leasing (SIC 7377). Establishments primarily engaged in renting or leasing (except finance) computers and related data processing equipment on the

customers' site, whether or not also providing maintenance or support services. Establishments primarily engaged in both manufacturing and leasing computers and related data processing equipment are classified in Division D, Manufacturing, and separate establishments owned by the manufacturer and primarily engaged in leasing are classified in Wholesale Trade. Establishments primarily engaged in finance leasing of computers and related data processing equipment are classified in Finance, Industry 6159, and those primarily engaged in leasing computer time are classified in Industry 7374.

Computer maintenance and repair (SIC 7378). Establishments primarily engaged in the maintenance and repair of computers and computer peripheral equipment.

Computer related services, n.e.c. (SIC 7379). Establishments primarily engaged in providing computer related services, not elsewhere classified, such as computer consulting, disk and diskette conversion, and tape recertification.

For large geographic areas, data are presented for the following subdivisions of this classification:

1. Computer consultants.
2. Miscellaneous computer services, n.e.c.

Detective, guard, and armored car services (SIC 7381). Establishments primarily engaged in providing detective, guard, and armored car services. Fingerprint service, polygraph service, and rental of dogs for protective service are included in this classification.

For large geographic areas, data are presented for the following subdivisions of this classification:

1. Detective agencies and guard services.
2. Armored car services.

Security systems services (SIC 7382). Establishments primarily engaged in monitoring and maintaining security systems devices, such as burglar and fire alarms. These establishments may also sell, lease, and/or install the security systems which they monitor and maintain. Establishments primarily engaged in the sales and installation, or installation only, of such devices are classified in Construction, Industry 1731.

News syndicates (SIC 7383). Establishments primarily engaged in providing news, pictures, features, and news reporting services to newspapers and periodicals. Separate establishments of newspaper and periodical publishers which are engaged in gathering news are classified as auxiliaries.

Photofinishing laboratories (SIC 7384). Establishments primarily engaged in developing film and photographic prints and enlargements. Data for retail outlets (kiosks),

which are owned and operated by photofinishing laboratories for the pickup and delivery of film, are merged with data for the laboratory which owns them and are not treated as separate establishments. Establishments primarily engaged in processing motion picture and video film for the motion picture and television industries are classified in Industry 7819.

For large geographic areas, data are presented for the following subdivisions of this classification:

1. Photofinishing laboratories, except "one-hour" (mini) labs.
2. "One-hour" (mini) photofinishing.

Business services, n.e.c. (SIC 7389). Establishments primarily engaged in furnishing business services, not elsewhere classified, such as auctioneers' establishments (service only), business brokers, drafting service, independent lecture bureaus, inspection service, printing brokers, notaries public, and shop window decoration or trimming, on a commission or fee basis.

For large geographic areas, data are presented for the following subdivisions of this classification:

1. Sign painting shops. Establishments primarily engaged in making signs to individual order or in doing office door and window lettering. Establishments primarily engaged in making signs other than on a custom basis and neon sign manufacturers are classified in Manufacturing.
2. Interior designing. Establishments primarily engaged in advising clients on the selection of furniture, draperies, rugs, and other interior decorations on a commission or fee basis. Establishments providing interior designing service but primarily engaged in the sale of merchandise, are not included. Painting and papering contractors who frequently call themselves "interior decorators" are classified in Construction.
3. Telephone answering services. Establishments primarily engaged in transmitting telephone messages to their clients. Paging services are classified in Communications.
4. Water softening and conditioning services. Establishments primarily engaged in softening water by chemical treatment or other methods.
5. Packaging and labeling services. Establishments primarily engaged in packaging and labeling products, on a contract or fee basis, in packages or other containers normally intended for retail distribution. Companies primarily engaged in packing, crating, and otherwise preparing goods for shipping are classified in Transportation.
6. Trading stamp services. Establishments primarily engaged in selling trading stamps or merchandise coupons to merchants. The redemption stores of trading stamp companies are classified as auxiliary to this industry.

7. Convention and trade show services. Establishments primarily engaged in providing a variety of services to conventions and trade shows on a contract or fee basis, including decoration services, registration services, promotion, and other administrative functions.
8. Private mail centers. Establishments primarily engaged in providing mailbox rental and other postal and mailing (except advertising) services. In addition, establishments may provide typing, photocopying, and FAX services, and may sell office supplies.
9. Miscellaneous business services, n.e.c. Establishments primarily engaged in furnishing business services, not elsewhere classified.

Automotive Repair, Services, and Parking (SIC Major Group 75)

This group includes establishments primarily engaged in furnishing automotive repair, rental, leasing, parking, and other services. Similar facilities owned and operated by concerns for their own use and not available to the general public are treated as auxiliary establishments of those concerns and are not included here. Automotive repair shops operated by establishments engaged in the sale of new automobiles are classified in Retail Trade, as are those operated by gasoline service stations (where sales of merchandise (including fuel) exceed repair receipts). Automobile driving instruction is classified in Industry 8299.

Truck rental and leasing, without drivers (SIC 7513).

Establishments primarily engaged in short-term rental or extended-term leasing (with or without maintenance) of trucks, truck tractors, or semitrailers without drivers. Establishments primarily engaged in renting or leasing, except finance leasing, of industrial trucks are classified in Industry 7359; those renting or leasing trucks with drivers are classified in Transportation, Industry Group 421; and those renting or leasing heavy construction and earth moving equipment are classified in Industry 7353. Establishments primarily engaged in finance leasing are classified in Finance, Major Group 61.

For large geographic areas, data are presented for the following subdivisions of this classification:

1. Truck rental, without drivers.
2. Truck leasing, except finance leasing.

Passenger car rental (SIC 7514). Establishments primarily engaged in short-term rental of passenger cars without drivers. Data for separate automotive rental offices or concessions (e.g., airport locations) in the same metropolitan area, for which a common fleet of cars is maintained, are merged and not considered as separate establishments. Establishments primarily engaged in renting automobiles with drivers are classified in Transportation, Industry 4119.

Passenger car leasing (SIC 7515). Establishments primarily engaged in extended-term leasing of passenger cars without drivers. These establishments may or may not provide maintenance of vehicles as part of the lease contract. Establishments primarily engaged in renting automobiles with drivers are classified in Transportation, Industry 4119. Establishments primarily engaged in finance leasing are classified in Finance, Major Group 61.

Utility trailer and recreational vehicle rental (SIC 7519).

Establishments primarily engaged in daily or extended-term rental of utility trailers and recreational vehicles. Establishments primarily engaged in renting motorcycles, bicycles, golf carts, gocarts, or recreational boats are classified in Industry 7999, and those engaged in renting airplanes are classified in Industry 7359. Establishments primarily engaged in the rental of mobile homes on site are classified in Real Estate, Industry 6515.

Automobile parking (SIC 7521).

Establishments primarily engaged in the temporary parking of automobiles usually on an hourly, daily, or monthly contract or fee basis. Excluded are municipal parking lots and lots operated by establishments or institutions primarily engaged in other activities (e.g., department stores, hospitals, restaurants). Valet parking is classified in Industry 7299. Establishments primarily engaged in extended or dead storage of automobiles are classified in Transportation, Industry 4226.

For large geographic areas, data are presented for the following subdivisions of this classification:

1. Parking lots.
2. Parking structures.

Top, body, and upholstery repair shops and paint shops (SIC 7532).

Establishments primarily engaged in the repair of automotive tops, bodies, and interiors, or automotive painting and refinishing. Also included in the industry are establishments primarily engaged in customizing automobiles, trucks, and vans, except on a factory basis. Those engaged in customizing automobiles, trucks, and vans on a factory basis are classified in Manufacturing, Industry Group 371.

For large geographic areas, data are presented for the following subdivisions of this classification:

1. Top and body repair shops.
2. Paint shops.

Automotive exhaust system repair shops (SIC 7533).

Establishments primarily engaged in the installation, repair, or sale and installation of automotive exhaust systems. The sale of mufflers, tailpipes, and catalytic converters is considered to be incidental to the installation of these products.

Tire retreading and repair shops (SIC 7534).

Establishments primarily engaged in repairing and retreading automotive tires. Establishments classified here may either retread customers' tires or retread tires for sale or exchange to the user or the trade.

Automotive glass replacement shops (SIC 7536). Establishments primarily engaged in the installation, repair, or sale and installation of automotive glass. The sale of the glass is considered incidental to the replacement.

Automotive transmission repair shops (SIC 7537). Establishments primarily engaged in the installation, repair, or sale and installation of automotive transmissions. The sale of transmissions and related parts is considered incidental to transmission installation or repair.

General automotive repair shops (SIC 7538). Establishments primarily engaged in general automotive repair, such as engine repair shops (except industrial truck engines), general repair and service garages, and diesel engine repair shops. Establishments primarily engaged in specialized repair of individual engine components, not elsewhere classified, are classified in Industry 7539. Establishments primarily engaged in repair of motorcycles are classified in Industry 7699.

For large geographic areas, data are presented for the following subdivisions of this classification:

1. General automotive repair shops, except diesel.
2. Diesel repair shops.

Automotive repair shops, n.e.c. (SIC 7539). Establishments primarily engaged in specialized automotive repair, not elsewhere classified, such as fuel service (carburetor repair), brake relining, front-end and wheel alignment, and radiator repair. Establishments primarily engaged in automotive welding are classified in Industry 7692.

For large geographic areas, data are presented for the following subdivisions of this classification:

1. Radiator repair.
2. Brake, front end, and wheel alignment.
3. Carburetor repair shops.
4. Automotive electrical repair shops.
5. Other automotive repair shops, n.e.c. Establishments primarily engaged in specialized automotive repairs, not elsewhere classified, such as frame repair, piston ring service and repair, speedometer repair, and heater and air-conditioning repair.

Carwashes (SIC 7542). Establishments primarily engaged in washing, waxing, and polishing motor vehicles or furnishing facilities for the self-service washing of motor vehicles.

Automotive services, except repair and carwashes (SIC 7549). Establishments primarily engaged in furnishing automotive services, except repair and carwashes, such as lubricating service, towing service, diagnostic service, undercoating service, and inspection service.

For large geographic areas, data are presented for the following subdivisions of this classification:

1. Lubrication shops.
2. Towing services.
3. Other automotive services, n.e.c.

Miscellaneous Repair Services (SIC Major Group 76)

This group includes establishments primarily engaged in miscellaneous repair services, not elsewhere classified. Repair departments of retail dealers or manufacturers are not included unless operated as separate establishments and reported as such. This group does not include some repair services of which the more important are: repair to structures (classified in Construction); garment and shoe repair (classified in Major Group 72); automotive repair services (classified in Major Group 75); electronic computer and computer peripheral equipment repair services (classified in Industry 7378); ship and boat repair (classified in Manufacturing); and railroad repair (classified in Manufacturing).

Radio and television repair shops (SIC 7622). Establishments primarily engaged in repairing radios, televisions, phonographs, stereo equipment, and tape recorders. Also included are establishments engaged in installing and repairing television, amateur, and citizens' band antennas, and those engaged in installing and servicing similar equipment in homes, offices, boats, automobiles, or other vehicles. Establishments primarily engaged in installation, repair, or maintenance of radio and television broadcast transmitting antennas and towers are classified in Construction. Repair departments of radio and television dealers are not included here unless operated and reported as separate establishments.

Refrigeration and air-conditioning service and repair shops (SIC 7623). Establishments primarily engaged in servicing and repairing household and commercial electrical refrigerators and air-conditioning and refrigeration equipment. Establishments primarily engaged in servicing and repairing gas refrigeration equipment are classified in Industry 7699, and those repairing automotive air-conditioning equipment are classified in Industry 7539. Establishments primarily engaged in installing refrigeration and air-conditioning systems are classified in Construction.

Electrical and electronic repair shops, n.e.c. (SIC 7629). Establishments primarily engaged in servicing and repairing electrical and electronic equipment, not elsewhere classified, such as electrical household appliances (washing machines, vacuum cleaners, irons, toasters, etc.) and electrical and electronic industrial equipment. Electrical contractors and electrical shops engaged primarily in house wiring are included in Construction, Industry 1731. The repair of electric motors is classified in Industry 7694. Repair of electronic computers and computer peripheral equipment is classified in Industry 7378.

Watch, clock, and jewelry repair (SIC 763). Establishments primarily engaged in the repair of watches, clocks, or jewelry. Establishments primarily engaged in assembling watches from purchased parts are classified in Manufacturing, Industry 3873.

Reupholstery and furniture repair (SIC 764). Establishments primarily engaged in furniture reupholstery and repair. Establishments primarily engaged in selling upholstery materials, making slipcovers and draperies to order, or in upholstering new frames to individual order are classified in Retail Trade, as are establishments making furniture and cabinets on a custom basis.

Welding repair (SIC 7692). Establishments primarily engaged in repair work by welding, including automotive welding. Welding in connection with the manufacture of a product is classified in Manufacturing. Welding contractors doing welding work at construction sites are classified in Construction, Industry 1799.

Armature rewinding shops (SIC 7694). Establishments primarily engaged in rewinding armatures and rebuilding or repairing electric motors. Establishments classified here may either repair customers' equipment or repair their own equipment for sale or exchange to users or to the trade. Establishments primarily engaged in the repair of electrical appliances are classified in Industry 7629.

Repair shops and related services, n.e.c. (SIC 7699). Establishments primarily engaged in specialized repair services, not elsewhere classified, such as farm machinery and equipment repair; lawnmower, saw, knife, and tool sharpening and repair; bicycle repair; lock and gun repair; musical instrument repair; and the repair of typewriters. Repair services which involve primarily electrical or electronic equipment or components are classified in Industry 7629; however, primarily mechanical repair of electrically powered equipment, such as electric sewing machine repair, is included here.

For large geographic areas, data are presented for the following subdivisions of this classification:

1. Farm machinery and equipment repair.
2. Lawnmower and other small gasoline engine repair. Establishments primarily engaged in saw, knife, and tool sharpening are also included here.
3. Sewer and septic tank cleaning services. Establishments primarily engaged in cleaning or repairing sewers and septic tanks. Establishments which install septic tanks are classified in Construction.
4. Other repair and related services, n.e.c. Establishments primarily engaged in specialized repair services, not elsewhere classified, such as aircraft flight instrument repair (except electrical), blacksmith shops, bicycle repair, boiler repair, photographic equipment repair,

dental instrument repair, furnace and chimney cleaning, gunsmith shops, key duplicating shops, motorcycle repair, musical instrument tuning and repair, taxidermists, typewriter repair, umbrella repair, and venetian blind repair.

Motion Pictures (SIC Major Group 78)

This group includes establishments producing and distributing motion pictures, exhibiting motion pictures in commercially operated theaters, and furnishing services to the motion picture industry. The term "motion pictures" includes similar productions for television or other media using film, tape, or other means.

Motion picture and video tape production (SIC 7812). Establishments primarily engaged in the production of theatrical and nontheatrical motion pictures and video tapes for exhibition or sale. Establishments engaged in both production and distribution of motion pictures are included here, as well as those engaged in the production of educational, industrial, and religious films. Establishments primarily engaged in motion picture and video tape reproduction are classified in Industry 7819.

For large geographic areas, data are presented for the following subdivisions of this classification:

1. Motion picture production, except for television.
2. Motion picture and tape production for television.

Services allied to motion picture production (SIC 7819). Establishments primarily engaged in performing auxiliary services to motion picture production, such as motion picture film processing, editing, and titling. Also included are casting bureaus, wardrobe and studio property rental, rental and repair of cameras and other motion picture equipment, stock footage film libraries, and television tape services (editing, transfers, etc.).

Motion picture and video tape distribution (SIC 7822). Establishments primarily engaged in the distribution (rental or sale) of theatrical and nontheatrical motion picture films or in the distribution of video tapes and disks, except to the general public. Establishments engaged in both distribution and production are classified in Industry 7812. Establishments primarily engaged in renting video tapes and disks to the general public are classified in Industry 7841, and those engaged in the sale of video tape and disks to individuals for personal or household use are classified in Retail Trade, Industry 5735.

For large geographic areas, data are presented for the following subdivisions of this classification:

1. Motion picture film exchanges.
2. Film and tape distribution for television.
3. Video tape wholesalers.

Services allied to motion picture distribution (SIC 7829). Establishments primarily engaged in performing auxiliary services to motion picture distribution, such as film delivery service, film purchasing and booking agencies, and film libraries.

Motion picture theaters, except drive-in (SIC 7832). Commercially operated theaters primarily engaged in the indoor exhibition of motion pictures.

Drive-in motion picture theaters (SIC 7833). Commercially operated theaters, commonly known as drive-in theaters, primarily engaged in the outdoor exhibition of motion pictures.

Video tape rental (SIC 7841). Establishments primarily engaged in renting recorded video tapes and disks to the general public for personal or household use. Establishments primarily engaged in renting video recorders and players are classified in Industry 7359. Establishments primarily engaged in selling recorded video tapes and disks to the general public are classified in Retail Trade, Industry 5735, and those engaged in the wholesale distribution of recorded video tapes and disks are classified in Industry 7822.

Amusement and Recreation Services, Except Motion Pictures (SIC Major Group 79)

This group includes establishments primarily engaged in providing amusement, recreation, or entertainment services, not elsewhere classified. Gambling businesses, where legal, are also included in this Major Group; however, combined gambling and lodging facilities with 25 guestrooms or more are classified in Industry 7011. Establishments primarily engaged in operating museums, art galleries, arboreta, and botanical and zoological gardens are classified in Major Group 84.

Dance studios, schools, and halls (SIC 791). Establishments primarily engaged in operating public dance halls or ballrooms, dance studios, and dance schools. Establishments primarily engaged in renting facilities used as dance halls or ballrooms are classified in Real Estate, Industry 6512.

Theatrical producers (except motion picture) and miscellaneous theatrical services (SIC 7922). Establishments primarily engaged in providing live theatrical presentations, such as road companies and summer theaters. This industry also includes services allied with theatrical presentations, such as casting agencies; booking agencies for plays, artists, and concerts; scenery, lighting, and other equipment services; and theatrical ticket agencies. Also included in this industry are producers of live and taped radio programs and commercials and producers of live television programs.

For large geographic areas, data are presented for the following subdivisions of this classification:

1. Producers of live theatrical productions. Stock or repertory companies, whether or not operating their own theaters, are included here. Establishments primarily engaged in producing shows for dinner theaters but not operating the food service are also included here. Dinner theaters operating food service are classified in Retail Trade, Industry 5812.
2. Producers of radio and television shows, except tape producers. Establishments primarily engaged in producing shows for live presentation on radio and television. Producers of motion picture and television tape are classified in Industry 7812 and producers of radio tape in the subgroup Other theatrical services.
3. Artists' and entertainers' managers or agents, concert bureaus, and booking agents.
4. Other theatrical services. Establishments engaged in theatrical services, not elsewhere classified, such as ticket agencies; theatrical, television, and radio employment agencies; theatrical equipment rental and design; and lighting. Radio show tape producers are included here.

Bands, orchestras, actors, and other entertainers and entertainment groups (SIC 7929). Establishments primarily engaged in providing entertainment other than live theatrical presentations. These establishments include bands, orchestras, and entertainers.

For large geographic areas, data are presented for the following subdivisions of this classification:

1. Dance groups and artists.
2. Symphony orchestras, opera companies, and chamber music organizations.
3. Other music groups and artists. Dance and stage bands, orchestras (except symphony or chamber), combos, quintets, soloists, and similar musical organizations, groups, and artists.
4. Other entertainers and entertainment groups. Entertainers other than dance bands, symphony orchestras, dance groups, or similar musical and dance organizations.

Bowling centers (SIC 7933). Establishments primarily engaged in providing facilities for bowling.

Professional sports clubs and promoters (SIC 7941). Operators and promoters of professional and semiprofessional athletic clubs, promoters of athletic events, and managers of individual professional athletes. Receipts from radio or television broadcasts, from sales of players, from concession operators, and from noncustomer sources are not included in the total receipts for the activities

classified here. Establishments primarily engaged in renting stadiums and athletic fields to sports promoters and clubs are classified in Real Estate, Industry Group 651.

For large geographic areas, data are presented for the following subdivisions of this classification:

1. Baseball clubs.
2. Football clubs.
3. Other professional sports clubs.
4. Managers and promoters.

Racing, including track operation (SIC 7948). Promoters and participants in racing activities, including racetrack operators, operators of racing stables, jockeys, racehorse trainers, and race car owners and operators. Establishments which own racetracks but do not engage in promotion of racing events, are classified in Real Estate, Industry Group 651. Stables and kennels primarily engaged in breeding or boarding horses and dogs are classified in Agriculture, Industry 0752.

For large geographic areas, data are presented for the following subdivisions of this classification:

1. Auto racetrack operation.
2. Horse racetrack operation.
3. Dog racetrack operation.
4. Racing stables and racing, n.e.c.

Physical fitness facilities (SIC 7991). Establishments primarily engaged in operating reducing and other health clubs, spas, and similar facilities featuring exercise and other active physical fitness conditioning, whether or not on a membership basis. Establishments providing aerobic dance and exercise classes are also included here. Sports and recreation clubs are classified in Industry 7997 if operated on a membership basis, and in Industry 7992 or 7999 if open to the general public. Health resorts and spas providing lodging are classified in Major Group 70. Establishments that promote physical fitness through diet control are classified in Industry 7299.

For large geographic areas, data are presented for the following subdivisions of this classification:

1. Physical fitness centers, except gymnasiums and athletic clubs.
2. Gymnasiums and athletic clubs.

Public golf courses (SIC 7992). Privately operated establishments primarily engaged in the operation of golf courses open to the general public on a fee basis. Municipally owned and operated golf courses are not included. Membership golf and country clubs are classified in Industry 7997. Miniature golf courses and golf driving ranges are classified in Industry 7999.

Coin-operated amusement devices (SIC 7993). Establishments primarily engaged in operating coin-operated amusement devices either in their own or in other places of business. Such amusement devices include juke boxes, pinball machines, mechanical games, video games, slot machines (where legal), and similar types of amusement equipment. The amusement devices may also be operated by bills. Amusement arcades and parlors are also included. Establishments primarily engaged in rental of such devices are classified in Industry 7359.

Amusement parks (SIC 7996). Establishments known as amusement parks, theme parks, kiddie parks, etc., which group together a number of attractions, such as mechanical rides, amusement devices, refreshment stands, and picnic grounds. Individual ride operators or concessionaires operating within the park are classified in Industry 7999, as are carnivals operating without a fixed exhibition site. Owners of the park grounds (who do not operate the amusement parks) are classified in Real Estate, Industry Group 651.

Membership sports and recreation clubs (SIC 7997). Sports and recreation clubs which maintain facilities for use only by members and their guests, such as country, golf, tennis, yacht, and swimming clubs. Such establishments are classified here regardless of the proportion of receipts derived from food or liquor sales. Membership organizations engaged in civic, social, or fraternal activities are classified in Industry 864. Physical fitness facilities are classified in Industry 7991.

Amusement and recreation services, n.e.c. (SIC 7999). Establishments primarily engaged in the operation of sports, amusement, and recreation services, not elsewhere classified, such as bathing beaches, swimming pools, and riding academies and schools. Membership sports and recreation clubs not open to the general public are classified in Industry 7997.

For large geographic areas, data are presented for the following subdivisions of this classification:

1. Concession operators of amusement devices and rides. Concession operators of mechanical rides or of amusement devices in amusement parks, carnivals, circuses, or fairs; or operators of independently operated rides or devices of this type.
2. Carnivals and circuses. Establishments operating a group of amusement, service, and/or retail units, generally known as carnivals, which do not have any fixed exhibition site; or companies engaged in the operation of circuses having acrobatic and animal shows and individual circus acts. Side shows are included here. Individual performers in circuses are classified in Other entertainers and entertainment groups, a subgroup of Industry 7929.
3. Fairs. Establishments primarily engaged in arranging and operating the exhibitions and related activities

usually associated with county, State, or similar fairs. Carnivals and side shows which are part of the fairs but which are independently owned and operated are included in the subgroup Carnivals and circuses. Other independently owned and operated amusement device and ride concessions are included in the subgroup Concession operators of amusement devices and rides.

4. Roller skating rinks.
5. Ice skating rinks.
6. Other amusement and recreation services, n.e.c. Establishments primarily engaged in the commercial operation of sports, amusement, and recreation services, not elsewhere classified. Included are establishments engaged in instruction of sports or recreational activities, such as baseball, bridge, golf, judo, karate, skiing, swimming, and tennis. Also included are establishments renting articles for amusement and recreation, such as beach chairs and accessories, bicycles, golf carts, small boats and canoes, and saddle horses.

Other establishments in this classification include commercially operated bathing beaches, gambling establishments (where legal), golf driving ranges, miniature golf courses, riding academies and stables, shooting galleries, slot-car tracks, ski lifts, day camps, and establishments engaged in the commercial operation of swimming pools open to the general public for a fee. Municipally operated golf courses and swimming pools are excluded from this census. Privately owned tourist attractions, such as natural wonders or manmade exhibits, are included here. Museums, art galleries, and botanical and zoological gardens are included in Major Group 84.

Health Services (SIC Major Group 80)

This group includes establishments primarily engaged in furnishing medical, surgical, and other health services to persons. Associations or groups, such as Health Maintenance Organizations (HMO's), primarily engaged in providing medical or other health services to members are included but those which only provide insurance covering hospitalization or medical costs are classified in Insurance, Major Group 63. Hospices providing medical services are also included in this Major Group and are classified according to the primary service provided. Health care facilities were primarily coded based on self-designation. Where multiple levels of care were indicated but were not apparently separate operations, the facility was generally classified based on the highest level of care provided. Veterinarians are classified in Agriculture, Industry Group 074.

Offices and clinics of doctors of medicine (SIC 801). Establishments of licensed practitioners having the degree of M.D. and engaged in the practice of general or specialized medicine and surgery. General medical clinics (staffed by licensed practitioners having M.D. degree) are also classified here.

Associations of physicians formed solely for sharing expenses (including payroll) are also included here. Receipts are not applicable for these associations since their operations are funded by reimbursements from member firms, and these funds are not considered operating receipts for medical services provided. However, their payroll and employment data are included in statistics presented for this category.

For large geographic areas, data are presented for the following subdivisions of this classification:

1. Offices of doctors of medicine. Includes offices as well as group clinics owned and operated by physicians for the purpose of carrying on their profession.
2. General medical clinics. Includes clinics not owned and operated by physicians associated for the purpose of carrying on their profession.

Offices and clinics of dentists (SIC 802). Establishments of licensed practitioners having the degree of D.D.S. (or D.D. Sc.) or D.M.D. and engaged in the practice of general or specialized dentistry, including dental surgery. Dental clinics are also classified here.

For large geographic areas, data are presented for the following subdivisions of this classification:

1. Offices of dentists. Includes offices as well as group clinics owned and operated by dentists associated for the purpose of carrying on their profession.
2. Dental clinics. Includes clinics not owned and operated by dentists associated for the purpose of carrying on their profession.

Offices and clinics of doctors of osteopathy (SIC 803). Establishments of licensed practitioners having the degree of D.O. and engaged in the practice of general or specialized osteopathic medicine and surgery.

For large geographic areas, data are presented for the following subdivisions of this classification:

1. Offices of osteopathic physicians.
2. Osteopathic clinics.

Offices and clinics of chiropractors (SIC 8041). Establishments of licensed practitioners having the degree of D.C. and engaged in the practice of chiropractic medicine.

Offices and clinics of optometrists (SIC 8042). Establishments of licensed practitioners having the degree of O.D. and engaged in the practice of optometry. Establishments where receipts are primarily from the sale of optical goods prescribed as a result of eye examinations performed at another establishment are classified in Retail Trade, Industry 5999.

Offices and clinics of podiatrists (SIC 8043). Establishments of licensed practitioners having the degree of D.P. and engaged in the practice of podiatry.

Offices and clinics of health practitioners, n.e.c. (SIC 8049). Establishments of health practitioners engaged in practice in health fields, not elsewhere classified, such as acupuncturists, midwives, nutritionists, physical and occupational therapists, and psychologists.

Skilled nursing care facilities (SIC 8051). Establishments primarily engaged in providing inpatient nursing and rehabilitative services to patients who require continuous health care but not hospital services. Care must be ordered by and under the direction of a physician. The staff must include a licensed nurse on duty continuously with a minimum of one full-time registered nurse on duty during each day shift. Included are establishments certified to deliver skilled nursing care under the Medicare and Medicaid programs.

Intermediate care facilities (SIC 8052). Establishments primarily engaged in providing inpatient nursing and rehabilitative services but not on a continuous basis. Staffing must include 24-hour per day personnel with a licensed nurse on duty full-time during each day shift. At least once a week, consultation with a registered nurse on the delivery of care is required. Included are facilities certified to deliver intermediate care under the Medicaid program.

Nursing and personal care facilities, n.e.c. (SIC 8059). Establishments primarily engaged in providing some nursing and/or health-related care to patients who do not require the degree of care and treatment that a skilled or intermediate care facility is designed to provide. Included are rest homes, convalescent homes, and other institutions where health care is a major element. Residential facilities, such as homes for the retarded and the elderly which provide personal care but where health care is incidental, are classified in Industry 8361.

General medical and surgical hospitals (SIC 8062). Establishments primarily engaged in providing general medical and surgical services and other hospital services. Specialty hospitals are classified in Industries 8063 and 8069.

Psychiatric hospitals (SIC 8063). Establishments primarily engaged in providing diagnostic medical services and inpatient treatment for the mentally ill. Establishments known as hospitals and primarily engaged in providing health care for the mentally retarded are classified in Industry 8051.

Specialty hospitals, except psychiatric (SIC 8069). Establishments primarily engaged in providing diagnostic services, treatment, and other hospital services for specialized categories of patients, except for the mentally ill.

Medical laboratories (SIC 8071). Establishments primarily engaged in providing professional analytic or diagnostic services to the medical profession or to the patient as

prescribed by a physician. Laboratories engaged in the manufacture of medical or pharmaceutical products are classified in Manufacturing. Laboratories engaged in commercial medical research are classified in Industry 8731, and those engaged in noncommercial medical research are classified in Industry 8733.

Dental laboratories (SIC 8072). Establishments primarily engaged in making dentures, artificial teeth, and orthodontic appliances to order for the dental profession. The manufacture of teeth other than to order is classified in Manufacturing. Establishments providing dental X-ray laboratory services are classified in Industry 8071.

Home health care services (SIC 8082). Establishments primarily engaged in providing skilled nursing or medical care in the home under supervision of a medical doctor. Establishments of registered or practical nurses engaged in the independent practice of their profession are classified in Industry 8049, and nurses' registries are classified in Industry 7361. Establishments primarily engaged in selling health care products for personal or household consumption are classified in Retail Trade, and those engaged in renting or leasing products for health care are classified in Industry 7352.

Kidney dialysis centers (SIC 8092). Establishments primarily engaged in providing kidney or renal dialysis services.

Specialty outpatient facilities, n.e.c. (SIC 8093). Establishments primarily engaged in outpatient care of a specialized nature, such as alcohol and drug treatment, birth control/family planning, etc., with permanent facilities and with medical staff to provide diagnosis, treatment, or both for patients who are ambulatory but do not require inpatient care.

Health and allied services, n.e.c. (SIC 8099). Establishments primarily engaged in providing health and allied services, n.e.c., such as blood banks, blood donor stations, childbirth preparation classes, medical photography and art, and oxygen tent services. Establishments of registered or practical nurses in independent practice are classified in Industry 8049. Ambulance services are classified in Transportation, Industry 4119.

Legal Services (SIC Major Group 81)

This group includes establishments which are headed by members of the bar and are engaged in offering legal advice or legal services. Nonprofit legal services (including legal aid societies) are classified here. Associations of lawyers formed solely for the sharing of expenses (including payroll) and not for the purpose of jointly practicing their profession are also included. Receipts are not applicable for these associations since their operations are funded by reimbursements from member firms, and these

funds are not considered operating receipts for legal services provided. However, their payroll and employment data are included in statistics presented for this category.

Selected Educational Services (SIC's 823, 824, 829)

This group includes libraries as well as establishments furnishing formal courses through correspondence, commercial, and trade schools. Elementary and secondary schools (Industry 8211); colleges, universities, and professional schools (Industry 8221); and junior colleges and technical institutes (Industry 8222) are out of scope of the census.

Libraries (SIC 823). Establishments primarily engaged in providing library services, including the circulation of books and other materials for reading, study, and reference.

Data processing schools (SIC 8243). Establishments primarily engaged in offering training in data processing (including data keying), computer programming, and in computer and peripheral equipment operation, maintenance, and repair.

Business and secretarial schools (SIC 8244). Establishments primarily engaged in offering courses in business machine operation, office procedures, and secretarial and stenographic skills.

Vocational schools, n.e.c. (SIC 8249). Establishments primarily engaged in offering specialized vocational courses, not elsewhere classified but not academic training. This industry includes apprentice training, aviation schools, commercial art schools, and practical nursing schools. Schools for the instruction of beauticians are classified in Industry 7231, and barber schools are classified in Industry 7241. Establishments primarily engaged in offering educational courses by mail are included here.

Schools and educational services, n.e.c. (SIC 829). Establishments primarily engaged in offering specialized educational courses and services, not elsewhere classified, such as music schools, drama schools, language schools, student exchange programs, and civil service and other short-term examination preparatory schools. Vocational counseling (excluding rehabilitation) is also included here. Educational testing is included in Industry 8748. Establishments primarily engaged in operating dance schools are classified in Industry 7911; those providing rehabilitation counseling are classified in Industry 8331; and those providing sports instruction in Industry 7999.

Social Services (SIC Major Group 83)

This group includes establishments providing social services and rehabilitation services to those persons with social or personal problems requiring special services and to the physically challenged and the disadvantaged. Also

included are organizations soliciting funds to be used directly for these and related services, as well as community development and planning agencies. Government offices involved with the delivery of such services are out of scope of the census.

Individual and family social services (SIC 832). Establishments primarily engaged in providing one or more of a variety of individual and family social, counseling, welfare, or referral services, including refugee, disaster, and temporary relief services.

Job training and vocational rehabilitation services (SIC 833). Establishments primarily engaged in providing training, work experience, and vocational rehabilitation services for the unemployed, the underemployed, the physically challenged, and to persons who have a job market disadvantage because of lack of education or experience, skill obsolescence, or personal characteristics or problems. Included are upgrading and job development services, skill training, world-of-work orientation, and vocational rehabilitation counseling. Union apprentice training schools are classified in Industry 8249.

Child day care services (SIC 835). Establishments primarily engaged in care of infants or children, or in providing prekindergarten education, where medical care or delinquency correction is not a major element. These establishments may or may not have substantial educational programs and may care for older children when they are not in school. Establishments providing babysitting services are classified in Industry 7299. Head start centers operating in conjunction with elementary schools are classified in Industry 8211.

Residential care (SIC 836). Establishments primarily engaged in the provision of residential social and personal care for children, the elderly, and special categories of persons with some limits on ability for self-care but where medical care is not a major element. Included here are group foster homes; halfway group homes; homes for the retarded, the elderly, the deaf, and the blind; juvenile correctional homes; rehabilitation (residential) centers; and children's boarding homes. Boarding schools providing elementary and secondary education are classified in Industry 8211.

Social services, n.e.c. (SIC 839). Establishments primarily engaged in providing social services, not elsewhere classified, including community improvement, social change, and neighborhood development. Also included are organizations primarily engaged in soliciting contributions on their own account and administering appropriations and allocating funds among other agencies engaged in social welfare services; establishments primarily engaged in the prevention of criminal or antisocial behavior; and regional social service planning agencies. Establishments which raise funds on a contract basis are classified in Industry 7389. Civic, social, fraternal, and political organizations are included

in Major Group 86. Industrial development consulting and planning is classified in Industry 8748. Philanthropic trusts and foundations which are not actually engaged in providing social welfare services are classified in Finance, Industry 6732.

Museums, Art Galleries, and Botanical and Zoological Gardens (SIC Major Group 84)

This major group includes commercial and noncommercial museums, art galleries, arboreta, and botanical and zoological gardens.

Museums and art galleries (SIC 8412). Establishments primarily engaged in the commercial or noncommercial operation of museums and art galleries. Historical, cultural, and educational societies whose functions are primarily providing attractions for the public are included here. Art galleries or art dealers primarily selling to the general public are classified in Retail Trade, Industry 5999.

Arboreta and botanical or zoological gardens (SIC 8422). Establishments primarily engaged in the commercial or noncommercial operation of arboreta and botanical and zoological gardens.

Selected Membership Organizations (SIC's 861, 862, 864, 869)

This group includes organizations operating on a membership basis for the promotion of the interests of their members. Also included are organizations which are not operated on a membership basis but which promote the interests of a constituency or group of supporters. This group does not include business establishments operated by membership organizations, such as hotels open to the general public, golf and country clubs, fraternity and sorority houses, and credit unions. Such establishments are classified according to their primary activity.

Establishments of religious organizations operated for worship or for promotion of religious activities, such as churches, convents, and religious schools and missions, are classified in Industry 8661 and are out of scope of the census. Also excluded are Labor unions and similar labor organizations (Industry 8631) and Political organizations (Industry 8651).

Business associations (SIC 861). Membership organizations engaged in promoting business interests of their members, such as better business bureaus, boards of trade, chambers of commerce, industrial standards committees, merchants' associations, real estate boards, and trade associations. Membership organizations formed to carry out a specific business function, such as common marketing of crops or joint advertising, are classified according to the function performed.

Professional membership organizations (SIC 862). Membership organizations of professional persons formed for the advancement of the interests of their profession, such as bar associations, engineering associations, and scientific membership organizations.

Civic, social, and fraternal associations (SIC 864).

Membership organizations engaged in civic, social, or fraternal activities, such as alumni associations, citizens' associations, fraternities, scout organizations, singing societies, university clubs, veterans' organizations, youth associations, and consumer education and public advocacy groups (except organizations primarily engaged in research). Bars and restaurants owned and operated by organizations for use by members and guests only are also classified here. Hotels and lodging houses operated by organizations for use by members and their guests only, including fraternity and sorority houses, are classified in Industry 7041. Membership sports and recreation clubs are classified in Industry 7997. Homeowner, tenant, and condominium associations primarily engaged in managing real estate are classified in Real Estate, Industry 6531.

Membership organizations, n.e.c. (SIC 869). Membership organizations, not elsewhere classified, such as athletic regulatory associations, automobile owners' associations, farm bureaus, historical clubs, and humane societies.

Engineering, Accounting, Research, Management, and Related Services (SIC Major Group 87)

This group includes establishments primarily engaged in providing engineering, architectural, and surveying services; accounting, auditing, and bookkeeping services; research, development, and testing services; and management and public relations services.

Engineering services (SIC 8711). Establishments primarily engaged in providing professional engineering services. Establishments primarily providing and supervising their own engineering staff on temporary contract to other firms are included here. Establishments providing engineering but not supervisory, personnel are classified in Industry 7363. Photogrammetric engineering services are classified in Industry 8713.

Architectural services (SIC 8712). Establishments primarily engaged in providing professional architectural services. Landscape architectural services are classified in Agriculture, Industry 0781. Establishments primarily engaged in providing graphic arts and related design services are classified in Industry 7336, and those providing drafting services are classified in Industry 7389.

Surveying services (SIC 8713). Establishments primarily engaged in providing professional land, water, and aerial surveying services.

Accounting, auditing, and bookkeeping services (SIC 8721). Establishments primarily engaged in furnishing accounting, bookkeeping, and related auditing services. These establishments may use data processing and tabulating techniques as part of providing their services. However,

establishments primarily engaged in providing data processing and tabulating services are classified in Industry 7374. Establishments providing income tax return preparation services, without also furnishing accounting, auditing, or bookkeeping services, are classified in Industry 7291.

Commercial physical and biological research (SIC 8731).

Establishments primarily engaged in physical and biological research and development on a contract or fee basis. Noncommercial research establishments (funded by endowments, grants, or contributions) are classified in Industry 8733. Separate establishments of aircraft, guided missile, or spacecraft manufacturers primarily engaged in research and development on these products are classified in Manufacturing, Major Group 37.

For large geographic areas, data are presented for the following subdivisions of this classification:

1. Commercial physical research.
2. Commercial medical and biological research.

Commercial economic, sociological, and educational research (SIC 8732).

Establishments primarily engaged in performing business, marketing, opinion, and other economic, sociological, and educational research on a contract or fee basis. Noncommercial research establishments (funded by endowments, grants, or contributions) are classified in Industry 8733.

Noncommercial research organizations (SIC 8733). Establishments primarily engaged in performing research into and dissemination of information for public health, education, or general welfare. These establishments primarily operate on funds from endowments, contributions, and grants. Establishments which fund such research, although the actual research may be contracted out to other establishments, are also classified here.

Testing laboratories (SIC 8734). Establishments primarily engaged in providing testing services. Establishments performing clinical laboratory testing for the medical profession are classified in Industry 8071.

Management services (SIC 8741). Establishments primarily engaged in furnishing general or specialized management services on a day to day basis and on a contract or fee basis. Establishments classified here do not provide operating staff. Management and operation of a business, where operating staff as well as management is provided, is classified according to the activity of the establishment managed. Construction management services are classified here.

Management consulting services (SIC 8742). Establishments primarily engaged in furnishing operating counsel and assistance to managements of private, nonprofit, and public organizations. These establishments generally perform a variety of activities, such as strategic and organizational planning; financial planning and budgeting; marketing objectives and policies planning; information systems

planning, evaluation, and selection; human resources policies and practices planning; and production scheduling and control planning.

Public relations services (SIC 8743). Establishments primarily engaged in the preparation of materials, written or spoken, which are designed to promote the interests of their clients by attempting to influence the general public or other groups.

Facilities support management services (SIC 8744).

Establishments primarily engaged in furnishing personnel to perform a range of services in support of the operations of other establishments, or those engaged in providing a number of different continuing services, on a contract or fee basis, within other establishments. Establishments which provide management and staff to operate a business are classified according to the type of activity of the business. Establishments primarily providing one specialized service are classified in the specialized industry. Establishments primarily supplying temporary or continuing help (except agricultural) are classified in Industry 7363. Establishments which provide management services only (except agricultural) are classified in Industry 8741. Computer facilities management is classified in Industry 7376.

Business consulting services, n.e.c. (SIC 8748). Establishments primarily engaged in furnishing business consulting services, not elsewhere classified, on a contract or fee basis. Included are agricultural, economic, educational, and systems engineering consultants as well as city planners and testing services (educational or personnel).

Services, Not Elsewhere Classified (SIC Major Group 89)

Establishments primarily providing services, not elsewhere classified, such as artists (excluding commercial and medical artists), authors, scientific consultants (working on their own account), inventors, lecturers, music arrangers, newspaper columnists, radio commentators, song writers, weather forecasters, and writers.

There is evidence that among small employer establishments (for which kind-of-business information is obtained from administrative records), many service establishments are classified incorrectly in this industry because there is insufficient information to determine the correct kind-of-business classification. Therefore, the published data probably overstate the number of establishments and level of activity for this category.

For large geographic areas, data are presented for the following subdivisions of this classification:

1. Scientific and related consulting services, except environmental.
2. Environmental consulting.
3. Authors, composers, and other arts-related services.
4. Other services, n.e.c.

Appendix B. **Sample Report Form and Instructions**

The sample report form and instructions are shown on the following pages.



Appendix C.

Kind-of-Business Titles and Reporting-Form Numbers

[Listed below are service industries kind-of-business titles and their corresponding reporting-form numbers. Requests for copies of any of these forms, including the inquiries used to classify establishments by kind of business, should be directed to the Services Division, Bureau of the Census, Washington, DC 20233]

SIC code	Title	Reporting form CB-	SIC code	Title	Reporting form CB-
70	HOTELS, ROOMING HOUSES, CAMPS, AND OTHER LODGING PLACES		73	BUSINESS SERVICES—Con.	
7011 pt.	Hotels, 25 guestrooms or more	7001	7377	Computer rental and leasing	7307
7011 pt.	Hotels, less than 25 guestrooms	7001	7378	Computer maintenance and repair	7307
7011 pt.	Motels, tourist courts	7001	7379 pt.	Computer consultants	7307
7011 pt.	Motor hotels	7001	7379 pt.	Miscellaneous computer services, n.e.c.	7307
702	Rooming and boarding houses	7002	7381 pt.	Detective agencies and guard services	7308
7032	Sporting and recreational camps	7002	7381 pt.	Armored car services	7308
7033	Recreational vehicle parks and campsites	7002	7382	Security systems services	7308
704	Organization hotels and lodging houses, on membership basis.	7002	7383	News syndicates	7308
			7384 pt.	Photofinishing laboratories, except "one-hour" (mini) labs	7303
			7384 pt.	"One-hour" (mini) photofinishing	7303
			7389 pt.	Sign painting shops	7308
			7389 pt.	Interior designing	7308
			7389 pt.	Telephone answering services	7308
			7389 pt.	Water softening and conditioning services	7308
			7389 pt.	Packaging and labeling services	7308
			7389 pt.	Trading stamp services	7308
			7389 pt.	Convention and trade show services	7308
			7389 pt.	Private mail centers	7308
			7389 pt.	Miscellaneous business services, n.e.c.	7308
72	PERSONAL SERVICES		75	AUTOMOTIVE REPAIR, SERVICES, AND PARKING	
7211	Power laundries, family and commercial	7201	7513 pt.	Truck rental, without drivers	7501
7212	Garment pressing, and agents for laundries and drycleaners	7201	7513 pt.	Truck leasing, except finance leasing	7501
7213	Linen supply	7201	7514	Passenger car rental	7501
7215 pt.	Coin-operated laundries and drycleaning stores	7201	7515	Passenger car leasing	7501
7215 pt.	Coin-operated laundry routes	7201	7519	Utility trailer and recreational vehicle rental	7501
7216	Drycleaning plants, except rug cleaning	7201			
7217	Carpet and upholstery cleaning	7201	7521 pt.	Parking lots	7502
7218	Industrial launderers	7201	7521 pt.	Parking structures	7502
7219	Laundry and garment services, n.e.c.	7201	7532 pt.	Top and body repair shops	7503
			7532 pt.	Paint shops	7503
722	Photographic studios, portrait	7303	7533	Automotive exhaust system repair shops	7503
723	Beauty shops	7202	7534	Tire retreading and repair shops	7503
724	Barber shops	7202	7536	Automotive glass replacement shops	7503
725	Shoe repair shops and shoeshine parlors	7202	7537	Automotive transmission repair shops	7503
726	Funeral service and crematories	7202	7538 pt.	General automotive repair shops, except diesel	7503
7291	Tax return preparation services	7202	7538 pt.	Diesel repair shops	7503
7299 pt.	Massage parlors, tanning salons, and saunas	7202	7539 pt.	Radiator repair	7503
7299 pt.	Diet and weight reducing services	7202	7539 pt.	Brake, front end, and wheel alignment	7503
7299 pt.	Formal wear rental	7202	7539 pt.	Carburetor repair shops	7503
7299 pt.	Other personal services, n.e.c.	7202	7539 pt.	Automotive electrical repair shops	7503
			7539 pt.	Other automotive repair shops, n.e.c.	7503
			7542	Carwashes	7503
			7549 pt.	Lubrication shops	7503
			7549 pt.	Towing services	7503
			7549 pt.	Other automotive services, n.e.c.	7503
73	BUSINESS SERVICES		76	MISCELLANEOUS REPAIR SERVICES	
7311	Advertising agencies	7301	7622	Radio and television repair shops	7600
7312	Outdoor advertising services	7301	7623	Refrigeration and air-conditioning service and repair shops	7600
7313 pt.	Radio and television advertising representatives	7301	7629	Electrical and electronic repair shops, n.e.c.	7600
7313 pt.	Publishers' advertising representatives	7301	763	Watch, clock, and jewelry repair	7600
7319	Advertising, n.e.c.	7301	764	Reupholstery and furniture repair	7600
			7692	Welding repair	7600
7322	Adjustment and collection services	7302	7694	Armature rewinding shops	7600
7323	Credit reporting services	7302	7699 pt.	Farm machinery and equipment repair	7600
7331 pt.	Mailing list compilers, brokers, and managers	7303	7699 pt.	Lawnmower and other small gasoline engine repair	7600
7331 pt.	Direct mail advertising services, except mailing list services	7303	7699 pt.	Sewer and septic tank cleaning services	7600
7334 pt.	Blueprinting and photocopying services	7303	7699 pt.	Other repair and related services, n.e.c.	7600
7334 pt.	Duplicating services, except printing and photocopying	7303			
7335	Commercial photography	7303	78	MOTION PICTURES	
7336 pt.	Commercial art	7303	7812 pt.	Motion picture production, except for television	7801
7336 pt.	Graphic arts and related design	7303	7812 pt.	Motion picture and tape production for television	7801
			7819	Services allied to motion picture production	7801
7338	Secretarial and court reporting services	7303	7822 pt.	Motion picture film exchanges	7801
			7822 pt.	Film and tape distribution for television	7801
7342	Disinfecting and pest control services	7304	7822 pt.	Video tape wholesalers	7801
7349	Building cleaning and maintenance services, n.e.c.	7304	7829	Services allied to motion picture distribution	7801
			7832	Motion picture theaters, except drive-in	7802
7352	Medical equipment rental and leasing	7305	7833	Drive-in motion picture theaters	7802
7353 pt.	Rental and leasing of heavy construction equipment without operators	7305	7841	Video tape rental	7803
7353 pt.	Rental and leasing of heavy construction equipment with operators	7305			
7359 pt.	Equipment rental, except rent-to-own	7305			
7359 pt.	Equipment leasing, except finance leasing	7305			
7359 pt.	Rent-to-own	7305			
7361	Employment agencies	7306			
7363 pt.	Temporary help supply	7306			
7363 pt.	Employee leasing	7306			
7363 pt.	Other help supply services	7306			
7371	Computer programming services	7307			
7372	Prepackaged software	7307			
7373	Computer integrated systems	7307			
7374	Computer processing and data preparation and processing services	7307			
7375	Information retrieval services	7307			
7376	Computer facilities management services	7307			

SIC code	Title	Reporting form CB-	SIC code	Title	Reporting form CB-
79	AMUSEMENT AND RECREATION SERVICES, EXCEPT MOTION PICTURES AND MUSEUMS		81	LEGAL SERVICES	
791	Dance studios, schools, and halls	7903	81 pt.	Offices of lawyers	8100
7922 pt.	Producers of live theatrical productions	7901	81 pt.	Legal aid societies and similar legal services	8100
7922 pt.	Producers of radio and television shows, except tape producers	7901	823, 4, 9	SELECTED EDUCATIONAL SERVICES	
7922 pt.	Artists' and entertainers' managers or agents, concert bureaus, and booking agents	7901		Libraries	8200
7922 pt.	Other theatrical services	7901	823	Data processing schools	8200
7929 pt.	Dance groups and artists	7901	8243	Business and secretarial schools	8200
7929 pt.	Symphony orchestras, opera companies, and chamber music organizations	7901	8244	Vocational schools, n.e.c.	8200
7929 pt.	Other music groups and artists	7901	8249	Schools and educational services, n.e.c.	8200
7929 pt.	Other entertainers and entertainment groups	7901	829		
7933	Bowling centers	7902	83	SOCIAL SERVICES	
7941 pt.	Baseball clubs	7902		Individual and family social services	8300
7941 pt.	Football clubs	7902	832	Job training and vocational rehabilitation services	8300
7941 pt.	Other professional sports clubs	7902	833	Child day care services	8300
7941 pt.	Managers and promoters	7902	835	Residential care	8300
7948 pt.	Auto racetrack operation	7902	836	Social services, n.e.c.	8300
7948 pt.	Horse racetrack operation	7902	839		
7948 pt.	Dog racetrack operation	7902			
7948 pt.	Racing stables and racing, n.e.c.	7902	84	MUSEUMS, ART GALLERIES, AND BOTANICAL AND ZOOLOGICAL GARDENS	
7991 pt.	Physical fitness centers, except gymnasiums and athletic clubs	7903		Museums and art galleries	8400
7991 pt.	Gymnasiums and athletic clubs	7903	8412	Arboreta and botanical or zoological gardens	8400
7992	Public golf courses	7903	8422		
7993	Coin-operated amusement devices	7903	86	SELECTED MEMBERSHIP ORGANIZATIONS	
7996	Amusement parks	7902		Business associations	8600
7997	Membership sports and recreation clubs	7903	861	Professional membership organizations	8600
7999 pt.	Concession operators of amusement devices and rides	7903	862	Civic, social, and fraternal associations	8600
7999 pt.	Carnivals and circuses	7903	864	Membership organizations, n.e.c.	8600
7999 pt.	Fairs	7903	869		
7999 pt.	Roller skating rinks	7903	87	ENGINEERING, ACCOUNTING, RESEARCH, MANAGEMENT, AND RELATED SERVICES	
7999 pt.	Ice skating rinks	7903		Engineering services	8701
7999 pt.	Other amusement and recreation services, n.e.c.	7903	8711	Architectural services	8701
80	HEALTH SERVICES		8712	Surveying services	8701
801 pt.	Offices of doctors of medicine	8001	8713	Accounting, auditing, and bookkeeping services	8702
801 pt.	General medical clinics	8001	8721	Commercial physical research	8703
802 pt.	Offices of dentists	8002	8731 pt.	Commercial medical and biological research	8703
802 pt.	Dental clinics	8002	8732	Commercial economic, sociological, and educational research	8703
803 pt.	Offices of osteopathic physicians	8001	8733	Noncommercial research organizations	8703
803 pt.	Osteopathic clinics	8001	8734	Testing laboratories	8703
8041	Offices and clinics of chiropractors	8001	8741	Management services	8704
8042	Offices and clinics of optometrists	8001	8742	Management consulting services	8704
8043	Offices and clinics of podiatrists	8001	8743	Public relations services	8704
8049	Offices and clinics of health practitioners, n.e.c.	8001	8744	Facilities support management services	8704
8051	Skilled nursing care facilities	8003	8748	Business consulting services, n.e.c.	8704
8052	Intermediate care facilities	8003	89	SERVICES, N.E.C.	
8059	Nursing and personal care facilities, n.e.c.	8003		Scientific and related consulting services, except environmental	8900
8062	General medical and surgical hospitals	8004	8999 pt.	Environmental consulting	8900
8063	Psychiatric hospitals	8004	8999 pt.	Authors, composers, and other arts-related services	8900
8069	Specialty hospitals, except psychiatric	8004	8999 pt.	Other services, n.e.c.	8900
8071	Medical laboratories	8005			
8072	Dental laboratories	8005			
8082	Home health care services	8006			
8092	Kidney dialysis centers	8006			
8093	Specialty outpatient facilities, n.e.c.	8006			
8099	Health and allied services, n.e.c.	8006			

Appendix D. Metropolitan Areas

(Titles and definitions shown for MSA's, CMSA's, and PMSA's are those established by the Office of Management and Budget, as of June 30, 1993)

DISTRICT OF COLUMBIA

Washington, DC-MD-VA-WV PMSA—see Washington-Baltimore, DC-MD-VA-WV CMSA

Washington-Baltimore, DC-MD-VA-WV CMSA

Baltimore, MD PMSA

Anne Arundel County, MD

Baltimore County, MD

Carroll County, MD

Harford County, MD

Howard County, MD

Queen Anne's County, MD

Baltimore city, MD

Hagerstown, MD PMSA

Washington County, MD

Washington, DC-MD-VA-WV PMSA

District of Columbia, DC

Calvert County, MD

Charles County, MD

Frederick County, MD

Montgomery County, MD

Prince George's County, MD

Washington-Baltimore, DC-MD-VA-WV CMSA—Con.

Washington, DC-MD-VA-WV PMSA—Con.

Arlington County, VA

Clarke County, VA

Culpeper County, VA

Fairfax County, VA

Fauquier County, VA

King George County, VA

Loudoun County, VA

Prince William County, VA

Spotsylvania County, VA

Stafford County, VA

Warren County, VA

Alexandria city, VA

Fairfax city, VA

Falls Church city, VA

Fredericksburg city, VA

Manassas city, VA

Manassas Park city, VA

Berkeley County, WV

Jefferson County, WV

Appendix E.

Percent of Receipts/Revenue Based on Administrative Records and Estimation for the District: 1992

Table E-1. Firms Subject to Federal Income Tax

[Includes only establishments with payroll. For meaning of abbreviations and symbols, and for more information on reliability of data, see introductory text. For explanation of terms and comparability of 1987 and 1992 censuses, see appendix A]

SIC code	Kind of business or operation	Percent of receipts —		SIC code	Kind of business or operation	Percent of receipts —	
		From administrative records ¹	Estimated ²			From administrative records ¹	Estimated ²
	Total	10.1	7.7	73	Business services—Con.		
70 ex. 704	Hotels, rooming houses, camps, and other lodging places (except membership lodging)	3.5	2.1	736	Personnel supply services	13.6	13.7
	Hotels and motels	3.4	2.0	7361	Employment agencies	36.6	20.9
7011	Hotels, 25 guestrooms or more	3.2	1.7	7363	Help supply services	6.3	11.4
7011 pt.	Hotels, less than 25 guestrooms	—	—	7363 pt.	Temporary help supply	6.7	10.3
7011 pt.	Hotels, motor hotels, and tourist courts	15.7	19.3	7363 pt.	Help supply, except temporary3	27.4
7011 pt.	Motels, motor hotels, and tourist courts	22.9	28.1	737	Computer programming, data processing, and other computer related services	1.8	2.3
7011 pt.	Motor hotels	—	—	7371, 2, 3	Computer programming, prepackaged software, and integrated systems	3.1	1.8
702, 3	Other lodging places	9.3	23.5	7371	Computer programming services	1.4	3.3
702	Rooming and boarding houses	(D)	(D)	7372	Prepackaged software	(D)	(D)
703	Camps and recreational vehicle parks	(D)	(D)	7373	Computer integrated systems	(D)	(D)
				7374, 5, 6	Data processing services7	4.2
72	Personal services	16.7	14.9	7374, 5	Computer processing, information retrieval7	5.0
721	Laundry, cleaning, and garment services	15.6	13.3	7376	Computer facilities management services6	—
7211	Power laundries, family and commercial*	(D)	(D)	7377, 8, 9	Computer rental and leasing, maintenance, and related services, n.e.c.9	.7
7213	Linen supply*	(D)	(D)	7377	Computer rental and leasing	12.9	—
7215	Coin-operated laundries and drycleaning	32.6	9.3	7378	Computer maintenance and repair	(D)	(D)
7216	Drycleaning plants, except rug cleaning*	21.8	23.8	7379	Computer related services, n.e.c.	(D)	(D)
7217	Carpet and upholstery cleaning	28.3	—				
7218	Industrial launderers*	(D)	(D)	738	Miscellaneous business services	(D)	(D)
7212, 9	Other laundry, cleaning, and garment services* ..	32.6	23.7	7381, 2	Detective agencies and protective services	21.1	15.0
7212	Garment pressing, and agents for laundries and drycleaners	44.0	33.1	7381	Detective, guard, and armored car services	(D)	(D)
7219	Laundry and garment services, n.e.c.*	19.0	12.4	7382	Security systems services	(D)	(D)
				7383	News syndicates	4.6	19.1
722	Photographic studios, portrait	(D)	(D)	7384	Photofinishing laboratories*	18.2	5.2
				7389 pt.	Business services, n.e.c.	(D)	(D)
723, 4	Beauty and barber shops	20.4	12.2	7389 pt.	Sign painting shops	(D)	(D)
723	Beauty shops	21.0	12.3	7389 pt.	Interior designing	11.3	4.8
724	Barber shops	10.4	10.7	7389 pt.	Telephone answering services	(D)	(D)
					Other business services	(D)	(D)
725	Shoe repair shops and shoeshine parlors	5.5	7.7	75	Automotive repair, services, and parking	2.9	28.0
726	Funeral service and crematories	15.1	18.6	751	Automotive rental and leasing, without drivers	—	.3
				7513	Truck rental and leasing, without drivers	(D)	(D)
729	Miscellaneous personal services	(D)	(D)	7514, 5	Passenger car rental and leasing	(D)	(D)
7291	Tax return preparation services	(D)	(D)	7514	Passenger car rental	(D)	(D)
7299	Miscellaneous personal services, n.e.c.	12.1	30.7	7515	Passenger car leasing	(D)	(D)
				7519	Utility trailer and recreational vehicle rental	—	—
73	Business services	7.9	8.5				
731	Advertising	6.0	23.3	752	Automobile parking2	40.2
7311	Advertising agencies	4.7	32.1				
7312	Outdoor advertising services	(D)	(D)	753	Automotive repair shops	11.9	13.5
7313	Radio, television, publishers' advertising representatives	(D)	(D)	7532	Top, body, and upholstery repair shops and paint shops	13.6	15.6
7319	Advertising, n.e.c.	13.1	10.3	7532 pt.	Top and body repair shops	13.7	17.7
				7532 pt.	Paint shops	13.3	—
732	Consumer credit reporting agencies, mercantile reporting agencies, and adjustment and collection agencies	(D)	(D)	7538	General automotive repair shops	20.0	17.6
7322	Adjustment and collection services	(D)	(D)	7538 pt.	General automotive repair shops, except diesel	(D)	(D)
7323	Credit reporting services	—	—	7538 pt.	Diesel repair shops	(D)	(D)
733	Mailing, reproduction, commercial art and photography, and stenographic services	15.1	5.5	7533, 4, 6, 7, 9	Other automotive repair shops	—	6.2
7331	Direct mail advertising services	35.8	1.6	7533	Automotive exhaust system repair shops	—	—
7334	Photocopying and duplicating services	3.1	8.3	7534	Tire retreading and repair shops	(D)	(D)
7335, 6	Commercial photography, art, and graphics	18.6	1.7	7536	Automotive glass replacement shops	(D)	(D)
7335	Commercial photography	12.7	—	7537	Automotive transmission repair shops	—	15.9
7336	Commercial art and graphic design	19.2	1.8	7539	Automotive repair shops, n.e.c.	—	8.0
7338	Secretarial and court reporting services	13.1	10.0	7539 pt.	Radiator repair	(D)	(D)
				7539 pt.	Brake, front end, and wheel alignment	(D)	(D)
734	Services to dwellings and other buildings	8.9	17.8	7539 pt.	Automotive electrical and fuel system services	—	24.6
7342	Disinfecting and pest control services	(D)	(D)	7539 pt.	Other automotive repair shops, n.e.c.	—	—
7349	Building cleaning and maintenance services, n.e.c.	(D)	(D)				
735	Miscellaneous equipment rental and leasing	2.3	15.4	754	Automotive services, except repair	26.9	17.5
7352	Medical equipment rental and leasing	—	—	7542	Carwashes	45.2	14.4
7353	Heavy construction equipment rental and leasing ..	—	41.0	7549	Automotive services, except repair and carwashes	5.2	21.1
7359	Equipment rental and leasing, n.e.c.	3.4	3.7				

See footnotes at end of table.

Table E-1. Firms Subject to Federal Income Tax – Con.

[Includes only establishments with payroll. For meaning of abbreviations and symbols, and for more information on reliability of data, see introductory text. For explanation of terms and comparability of 1987 and 1992 censuses, see appendix A]

SIC code	Kind of business or operation	Percent of receipts –		SIC code	Kind of business or operation	Percent of receipts –	
		From administrative records ¹	Estimated ²			From administrative records ¹	Estimated ²
76	Miscellaneous repair services -----	19.1	18.0	80	Health services -----	25.8	8.0
762	Electrical repair shops -----	6.9	6.0	801	Offices and clinics of doctors of medicine -----	34.0	11.3
7622	Radio and television repair shops -----	1.9	–	8011 pt.	Offices of doctors of medicine -----	34.5	10.9
7623, 9	Other electrical and electronic repair shops -----	9.7	9.4	8011 pt.	General medical clinics -----	–	37.4
7623	Refrigeration and air-conditioning service and repair shops -----	(D)	(D)	802	Offices and clinics of dentists -----	32.8	5.7
7629	Electrical and electronic repair shops, n.e.c. ---	(D)	(D)	803	Offices and clinics of doctors of osteopathy -----	(D)	(D)
763	Watch, clock, and jewelry repair -----	(D)	(D)	804	Offices and clinics of other health practitioners ----	32.2	6.4
764	Reupholstery and furniture repair -----	18.8	6.3	8041	Offices and clinics of chiropractors -----	35.6	22.7
				8042	Offices and clinics of optometrists -----	33.3	6.0
769	Miscellaneous repair and related services -----	(D)	(D)	8043	Offices and clinics of podiatrists -----	41.9	2.8
7692	Welding repair -----	–	–	8049	Offices and clinics of health practitioners, n.e.c. --	27.1	4.7
7694	Armature rewinding shops -----	(D)	(D)	805	Nursing and personal care facilities -----	–	.6
7699	Repair shops and related services, n.e.c. -----	23.6	25.1	8051	Skilled nursing care facilities -----	–	.3
				8052	Intermediate care facilities -----	(D)	(D)
				8059	Nursing and personal care facilities, n.e.c. -----	(D)	(D)
78, 79, 84	Amusement and recreation services, including motion pictures and museums -----	5.9	16.6	806	Hospitals -----	(D)	(D)
781, 2	Motion picture production, distribution, and services --	.4	16.8	8062	General medical and surgical hospitals -----	–	–
783	Motion picture theaters -----	4.8	15.2	8063, 9	Specialty hospitals -----	(D)	(D)
7832	Motion picture theaters, except drive-in -----	4.8	15.2	807, 8, 9	Other health services -----	(D)	(D)
7833	Drive-in motion picture theaters -----	–	–	807	Medical and dental laboratories -----	10.6	7.1
				8071	Medical laboratories -----	8.5	4.5
784	Video tape rental -----	8.5	76.9	8072	Dental laboratories -----	25.7	25.2
792	Theatrical producers (except motion picture), bands, orchestras, and entertainers -----	8.4	4.4	808	Home health care services -----	(D)	(D)
7922	Theatrical producers (except motion picture) and miscellaneous theatrical services -----	5.4	4.3	809	Miscellaneous health and allied services, n.e.c. ---	7.0	5.8
7929	Bands, orchestras, actors, and other entertainers and entertainment groups -----	32.2	5.5	8092	Kidney dialysis centers -----	–	–
793	Bowling centers -----	–	–	8093	Specialty outpatient facilities, n.e.c. -----	4.7	5.7
79 ex. 792, 3; 84	Commercial sports and other amusement and recreation services, including museums -----	13.9	4.6	8099	Health and allied services, n.e.c. -----	34.4	23.2
794	Commercial sports -----	17.6	–	81	Legal services -----	8.9	5.1
7941	Professional sports clubs, managers, promoters -----	(D)	(D)	823, 4, 9	Selected educational services -----	8.5	14.3
7948	Racing, including track operation -----	(D)	(D)	823	Libraries -----	(D)	(D)
79 ex. 792, 3, 4; 84	Other amusement and recreation services, including museums -----	12.9	5.8	824	Vocational schools -----	2.9	1.5
791	Dance studios, schools, and halls -----	1.1	10.6	829	Schools and educational services, n.e.c. -----	(D)	(D)
7991	Physical fitness facilities -----	15.2	5.0	83	Social services -----	20.1	15.5
7992	Public golf courses -----	(D)	(D)	835	Child day care services -----	40.0	16.1
7993	Coin-operated amusement devices -----	(D)	(D)	832, 3, 6, 9	Other social services -----	16.3	15.4
7996	Amusement parks -----	–	–	87 ex. 8733	Engineering, accounting, research, management, and related services (except noncommercial research organizations) -----	11.7	10.3
7997	Membership sports and recreation clubs -----	–	.3	871	Engineering, architectural, and surveying services --	14.7	13.1
7999, 84	Amusement and recreation services, including museums, n.e.c. -----	(D)	(D)	8711	Engineering services -----	9.1	18.2
7999 pt.	Concession operators of amusement devices and rides -----	(D)	(D)	8712	Architectural services -----	23.3	5.2
7999 pt., 84	Carnivals, circuses, and fairs -----	–	–	8713	Surveying services -----	35.4	–
	Other recreation and amusements, including museums -----	41.3	12.1	872	Accounting, auditing, and bookkeeping services ----	7.6	7.7
				873 ex. 8733	Research, development, and testing services (except noncommercial research organizations) ---	13.5	3.1
				8731	Commercial physical and biological research -----	(D)	(D)
				8732	Commercial economic, sociological, and educational research -----	18.4	4.0
				8734	Testing laboratories -----	(D)	(D)
				874	Management and public relations services -----	11.3	10.9
				8741	Management services -----	7.4	32.2
				8742	Management consulting services -----	9.3	9.8
				8743	Public relations services -----	19.1	6.3
				8744	Facilities support management services -----	–	10.2
				8748	Business consulting services, n.e.c. -----	15.7	3.3
				89	Services, n.e.c. -----	8.3	8.2

¹Includes receipts information obtained from administrative records of other Federal agencies.

²Includes receipts information which was imputed based on historic company ratios or administrative records or on industry averages.

Table E-2. Firms Exempt From Federal Income Tax

[Includes only establishments with payroll. For meaning of abbreviations and symbols, and for more information on reliability of data, see introductory text. For explanation of terms and comparability of 1987 and 1992 censuses, see appendix A]

SIC code	Kind of business or operation	Percent of revenue —		SIC code	Kind of business or operation	Percent of revenue —	
		From administrative records ¹	Estimated ²			From administrative records ¹	Estimated ²
	Total	5.4	6.7	823, 4, 9	Selected educational services	6.9	7.4
7032, 704	Camps and membership lodging	—	28.6	83	Social services	6.2	7.4
792, 7991 pt., 7997, 7999 pt., 84	Selected amusement, recreation, and related services	30.9	1.9	835	Child day care services	2.9	20.5
8011 pt.; 8021 pt.; 805, 6, 8, 9	Selected health services	3.4	1.4	832, 3, 6, 9	Other social services	6.3	7.2
8011 pt., 8021 pt. 805	Clinics of doctors of medicine and dentists3	.1	861	Individual and family social services	7.6	6.6
806	Hospitals	3.7	—	862, 9	Job training and vocational rehabilitation services	17.2	15.9
8062	General medical and surgical hospitals	4.6	—	873, 4 ex. 8744	Residential care	21.9	4.7
8063, 9	Specialty hospitals	—	—	839	Social services, n.e.c.	5.0	7.0
808, 9	Other health services	3.2	33.4	861, 2, 4, 9	Selected membership organizations	5.8	11.1
8111 pt.	Legal aid societies and similar legal services	15.8	10.9	861	Business associations	5.6	6.7
				864	Civic, social, and fraternal associations	6.1	7.7
				862, 9	Other membership organizations	5.8	21.8
				873, 4 ex. 8744	Research, testing, and consulting services, except facilities support management services	4.3	6.0
				873	Research, development, and testing services	3.7	6.3
				874 ex. 8744	Management and public relations services, except facilities support management services	7.5	4.4

¹Includes revenue information obtained from administrative records of other Federal agencies.

²Includes revenue information which was imputed based on historic company ratios or administrative records or on industry averages.

Appendix F. **Geographic Notes**

DISTRICT OF COLUMBIA

There are no geographic notes for the District of Columbia.

Publication Program

1992 CENSUS OF SERVICE INDUSTRIES

Publications of the 1992 Census of Service Industries containing data on service industries establishments in the United States are described below. Publication order forms for specific reports may be obtained from any Department of Commerce district office or from Data User Services Division, Customer Services, Bureau of the Census, Washington, DC 20233-8300. The first results were issued in press releases. Final detailed statistics are issued in separate paperbound reports and compact disc-read only memory (CD-ROM).

Final Reports

Geographic area series—52 reports (SC92-A-1 to -52)

A separate paperbound report containing data for establishments with payroll is published for each State, the District of Columbia, and the United States. For establishments of firms subject to Federal income tax, each State report presents general statistics on number of establishments, receipts, payroll, and employment, by varied service classifications, for the State, metropolitan areas (MA's), counties, and places with 350 service establishments or more, by kind of business. Greater kind-of-business detail is shown for larger areas. In addition, for places with 2,500 inhabitants or more and for all counties, statistics are provided on number of establishments and receipts for 10 major kind-of-business groups. For establishments of firms exempt from Federal income tax, each State report presents statistics on number of establishments, revenue, payroll, and employment by varied service classifications, for the State and MA's. Greater kind-of-business detail is shown for larger areas.

The United States Summary report presents data for the United States as a whole for establishments with payroll of firms subject to Federal income tax, as well as those exempt from Federal income tax, for detailed kind-of-business classifications. Statistics on number of establishments and receipts/revenue are also shown for States and MA's by kind of business.

For each State, the District of Columbia, and the United States, 1992 data are provided on receipts/revenue and employees per establishment and on receipts/revenue and payroll per employee. Comparative statistics showing percent changes in receipts/expenses and payroll between 1987 and 1992 also are shown.

Nonemployer statistics series—1 report (SC92-N-1)

This report includes data by kind of business for all establishments, establishments with payroll, and establishments without payroll for the United States and States. Also presented are statistics for establishments without payroll including number of establishments and receipts/revenue by varied service classifications for MA's.

Similar data for counties and places with 2,500 inhabitants or more are available on electronic media only.

Subject series—5 reports (SC92-S-1 to -5)

The *Establishment and Firm Size* report (SC92-S-1) presents data for establishments with payroll, based on size of establishment, size of company or firm, and legal form of organization. Establishment statistics are presented by receipts/revenue size and by employment size; statistics for firms, by receipts/revenue size (including concentration by largest firms), by employment size, and by number of establishments operated (single units and multiunits). Statistics are presented by kind of business on the number of establishments, receipts/revenue, payroll, and employment for the United States.

The *Capital Expenditures, Depreciable Assets, and Operating Expenses* report (SC92-S-2) presents data for firms with payroll for the United States by major kind of business. Operating expenses include annual payroll, supplemental labor costs, purchased services, etc. Receipts data also are provided.

Three other reports (*Hotels, Motels, and Other Lodging Places* (SC92-S-3), *Sources of Receipts or Revenue* (SC92-S-4), and *Miscellaneous Subjects* (SC92-S-5)) present data for the United States as a whole and, where feasible, for States and MA's.

Electronic Media

All data included in the printed reports are available on CD-ROM. The CD-ROM's provide the same information found in the final reports as well as additional information not published in the final reports, such as ZIP Code statistics available from series SC92-Z, and nonemployer data for counties and places from series SC92-N. Electronic media products are available for users who wish to summarize, rearrange, or process large amounts of data. These products, with corresponding technical documentation, are sold by Data User Services Division, Customer Services, Bureau of the Census, Washington, DC 20233-8300.

OTHER ECONOMIC CENSUS REPORTS

Data on retail trade, wholesale trade, financial, insurance, real estate, construction industries, manufactures, mineral industries, transportation, communications, utilities, enterprise statistics, minority-owned business enterprises, and women-owned businesses also are available from the 1992 Economic Census. A separate series of reports covers the census of outlying areas—Puerto Rico, Virgin Islands of the United States, Guam, and the Northern Marianas. Separate announcements describing these reports are available free of charge from Data User Services Division, Customer Services, Bureau of the Census, Washington, DC 20233-8300.