


1992

Census of Service Industries

SC92-A-6

GEOGRAPHIC AREA SERIES

Colorado



1992 Census of Service Industries

SC92-A-6

GEOGRAPHIC AREA SERIES

Colorado

+



+



U.S. Department of Commerce
Ronald H. Brown, Secretary
David J. Barram, Deputy Secretary

Economics and Statistics Administration
Everett M. Ehrlich, Under Secretary
for Economic Affairs

BUREAU OF THE CENSUS
Harry A. Scarr, Acting Director

Acknowledgments

Many persons participated in the various activities of the 1992 Census of Service Industries. The overall planning and review of the census operations were performed by the Economic Census Staff of the Economic Planning and Coordination Division.

This report was prepared in the Services Division. **Bobby E. Russell**, Assistant Chief for Census Programs, was responsible for the overall planning, management, and coordination of the census of service industries. Planning and implementation were under the direction of **Jack B. Moody**, Chief, Service Census Branch, with primary staff assistance by **Jack R. Drago**, **Barbara S. Tinari**, **Kirk K. Degler**, **Joseph R. Fuller**, **Susan G. Baker**, **Deborah M. Stempowski**, **Brian D. Gregory**, **Theresa L. Steele**, **Chris E. Blackburn**, **Gary R. Rice**, **M. Craig Schadt**, **Arthur B. Stewart**, **Sandra K. Byrd**, and **Evelyn D. Butler**.

Systems and procedures for mailout, receipt, correspondence, data input, industry classification, other clerical processing, administrative record processing, quality control, and the associated electronic computer programs, were developed in the Economic Planning and Coordination Division.

Mailout preparation and receipt operations, clerical and analytical review activities, data keying, and geocoding review were performed by the staff of the Data Preparation Division, **Judith N. Petty**, Acting Chief.

Geographic coding procedures and associated computer programs were developed by the staff of the Geography Division.

The computer processing systems were developed and coordinated in the Economic Statistical Methods and Programming Division, **Charles P. Pautler, Jr.**, Chief. **H. Ray Dennis**, Assistant Chief for Business Programs, was responsible for design and implementation of the computer systems. The computer programs were prepared under the supervision of **William C. Wester**, Chief, Business Census Branch, and **Steven G. McCraith**, Chief, Utilities and Financial Census Branch, assisted by **Jeffrey S. Rosen**, **Barbara L. Lambert**, **Jacqueline R. Sellers**, and **Tsung C. Chu**. Additional programming assistance was provided by **Robert S. Jewett**.

Computer processing was performed in the Computer Services Division, **Marvin D. Raines**, Chief.

The staff of the Administrative and Publications Services Division, **Walter C. Odom**, Chief, performed planning, design, composition, editorial review, and printing planning and procurement for publications and report forms. **Margaret A. Smith** provided publication coordination and editing.

Special acknowledgment is also due the many businesses whose cooperation has contributed to the publication of these data.

If you have any questions concerning the statistics in this report, call 301-763-7039.



**Economics and Statistics
Administration**

Everett M. Ehrlich, Under Secretary
for Economic Affairs



BUREAU OF THE CENSUS

Harry A. Scarr, Acting Director

Paula J. Schneider, Principal Associate
Director for Programs

Charles A. Waite, Associate Director for
Economic Programs

Thomas L. Mesenbourg, Assistant Director for
Economic Programs

ECONOMIC PLANNING AND COORDINATION DIVISION

Thomas L. Mesenbourg, Acting Chief

SERVICES DIVISION

Thomas L. Mesenbourg, Acting Chief

Introduction to the Economic Census

PURPOSES AND USES OF THE ECONOMIC CENSUS

The economic census is the major source of facts about the structure and functioning of the Nation's economy. It provides essential information for government, business, industry, and the general public.

The economic census furnishes an important part of the framework for such composite measures as the gross domestic product, input/output measures, production and price indexes, and other statistical series that measure short-term changes in economic conditions.

Policymaking agencies of the Federal Government use the data, especially in monitoring economic activity and providing assistance to business.

State and local governments use the data to assess business activities and tax bases within their jurisdictions and to develop programs to attract business.

Trade associations study trends in their own and competing industries and keep their members informed of market changes.

Individual businesses use the data to locate potential markets and to analyze their own production and sales performance relative to industry or area averages.

AUTHORITY AND SCOPE

Title 13 of the United States Code (sections 131, 191, and 224) directs the Census Bureau to take the economic census every 5 years, covering years ending in 2 and 7. The 1992 Economic Census consists of the following eight censuses:

- Census of Retail Trade
- Census of Wholesale Trade
- Census of Service Industries
- Census of Financial, Insurance, and Real Estate Industries
- Census of Transportation, Communications, and Utilities
- Census of Manufactures
- Census of Mineral Industries
- Census of Construction Industries

Special programs also cover enterprise statistics and minority-owned and women-owned businesses. (The 1992 Census of Agriculture and 1992 Census of Governments are conducted separately.) The next economic census is scheduled to be taken in 1998 covering the year 1997.

AVAILABILITY OF THE DATA

The results of the economic census are available in printed reports for sale by the U.S. Government Printing Office and on compact discs for sale by the Census Bureau. Order forms for all types of products are available on request from Customer Services, Bureau of the Census, Washington, DC 20233-8300. A more complete description of publications being issued from this census is on the inside back cover of this document.

Census facts are also widely disseminated by trade associations, business journals, and newspapers. Volumes containing census statistics are available in most major public and college libraries. Finally, State data centers in every State as well as business and industry data centers in many States also supply economic census statistics.

WHAT'S NEW IN 1992

The 1992 Economic Census covers more of the economy than any previous census. New for 1992 are data on communications, utilities, financial, insurance, and real estate, as well as coverage of more transportation industries. The economic, agriculture, and governments censuses now collectively cover nearly 98 percent of all economic activity.

Among other changes, new 1992 definitions affect the boundaries of about a third of all metropolitan areas. Also, the Survey of Women-Owned Businesses has now been expanded to include all corporations.

HISTORICAL INFORMATION

The economic census has been taken as an integrated program at 5-year intervals since 1967 and before that for 1963, 1958, and 1954. Prior to that time, the individual subcomponents of the economic census were taken separately at varying intervals.

The economic census traces its beginnings to the 1810 Decennial Census, when questions on manufacturing were included with those for population. Coverage of economic activities was expanded for 1840 and subsequent censuses to include mining and some commercial activities. In 1902, Congress established a permanent Census Bureau and directed that a census of manufactures be taken every 5 years. The 1905 Manufactures Census was the first time a census was taken apart from the regular every-10-year population census.

The first census of business was taken in 1930, covering 1929. Initially it covered retail and wholesale trade and construction industries, but it was broadened in 1933 to include some of the service trades.

The 1954 Economic Census was the first census to be fully integrated—providing comparable census data across economic sectors, using consistent time periods, concepts, definitions, classifications, and reporting units. It was the first census to be taken by mail, using lists of firms provided by the administrative records of other Federal agencies. Since 1963, administrative records also have been used to provide basic statistics for very small firms, reducing or eliminating the need to send them census questionnaires. The Enterprise Statistics Program, which publishes combined data from the economic census, was made possible with the implementation of the integrated census program in 1954.

The range of industries covered in the economic censuses has continued to expand. The census of construction industries began on a regular basis in 1967, and the scope of service industries was broadened in 1967, 1977, and 1987. The census of transportation began in 1963 as a set of surveys covering travel, transportation of commodities, and trucks, but expanded in 1987 to cover business establishments in several transportation industries. For 1992, these statistics are incorporated into a broadened census of transportation, communications, and utilities. Also new for 1992 is the census of financial, insurance, and real estate industries. This is part of a gradual expansion in coverage of industries previously subjected to government regulation.

The Survey of Minority-Owned Business Enterprises was first conducted as a special project in 1969 and was incorporated into the economic census in 1972 along with the Survey of Women-Owned Businesses.

An economic census has also been taken in Puerto Rico since 1909, in the Virgin Islands of the United States and Guam since 1958, and in the Commonwealth of the Northern Mariana Islands since 1982.

Statistical reports from the 1987 and earlier censuses provide historical figures for the study of long-term time series and are available in some large libraries. All of the census data published since 1967 are still available for sale on microfiche from the Census Bureau.

AVAILABILITY OF MORE FREQUENT ECONOMIC DATA

While the census provides complete enumerations every 5 years, there are many needs for more frequent data as well. The Census Bureau conducts a number of monthly, quarterly, and annual surveys, with the results appearing in publication series such as Current Business Reports (retail and wholesale trade and service industries), the Annual Survey of Manufactures, Current Industrial Reports, and the Quarterly Financial Report. Most of these surveys, while providing more frequent observations, yield less kind-of-business and geographic detail than the census. The County Business Patterns program offers annual statistics on the number of establishments, employment, and payroll classified by industry within each county.

SOURCES FOR MORE INFORMATION

More information about the scope, coverage, classification system, data items, and publications for each of the economic censuses and related surveys is published in the *Guide to the 1992 Economic Census and Related Statistics*. More information on the methodology, procedures, and history of the census will be published in the *History of the 1992 Economic Census*. Contact Customer Services for information on availability.

Census of Service Industries

GENERAL

The 1992 Census of Service Industries, part of the 1992 Economic Census, covered service industries as defined in Division I of the *Standard Industrial Classification Manual: 1987*¹ (SIC), except Elementary and Secondary Schools (SIC 821), Colleges, Universities, Professional Schools, and Junior Colleges (SIC 822), Labor Unions and Similar Labor Organizations (SIC 863), Political Organizations (SIC 865), Religious Organizations (SIC 866), and Private Households (SIC 881). The census also excluded governmental establishments classified in the covered industries, except for government-operated hospitals which were included.

Data are presented for establishments in the following classifications:

SIC code	Title
70	Hotels, rooming houses, camps, and other lodging places
72	Personal services
73	Business services
75	Automotive repair, services, and parking
76	Miscellaneous repair services
78	Motion pictures
79	Amusement and recreation services
80	Health services
81	Legal services
823, 4, 9	Selected educational services
83	Social services
84	Museums, art galleries, and botanical and zoological gardens
861, 2, 4, 9	Selected membership organizations
87	Engineering, accounting, research, management, and related services
89	Services, not elsewhere classified

This series of reports presents data for service establishments of firms subject to Federal income tax and (in separate tables) of firms which are exempt from Federal income tax under provisions of the Internal Revenue Code. Only establishments with some payroll during the year are included. For a more detailed explanation, see appendix A.

¹*Standard Industrial Classification Manual: 1987*. For sale by Superintendent of Documents, U.S. Government Printing Office, Washington, DC 20402. Stock No. 041-001-00314-2.

Many of the "kinds of business or operation" included in this report are not thought of as commercial businesses, and the terms (such as "business," "establishment," and "firm") used to describe them may not be descriptive of such services, particularly for not-for-profit and professional services. However, these terms are applied to all "kinds of business or operation" in order to maintain conformity in the measures of the production and delivery of goods and services and in the presentation of data.

The basic tabulations in this report do not include data for establishments which are auxiliary (primary function is providing a service, such as warehousing or bookkeeping) to service establishments within the same organization. Data for auxiliaries are presented in a subsequent report issued as part of the 1992 Enterprise Statistics reports.

For the 1992 Census of Service Industries, large- and medium-size firms, plus all firms known to operate more than one establishment, were sent questionnaires to be completed and returned to the Census Bureau by mail. For most very small firms, including those with no paid employees, data from existing administrative records of other Federal agencies were used instead. These records provided basic information on location, kind of business, receipts, payroll, number of employees, and legal form of organization. In addition, more detailed information for selected kinds of business was obtained on the various questionnaires.

Appendix A gives a more detailed explanation of census coverage and methodology.

CENSUS DISCLOSURE RULES

In accordance with Federal law governing census reports, no data are published that would disclose the operations of an individual establishment or business. However, the number of establishments in a kind-of-business classification is not considered a disclosure, so this information may be released even though other information is withheld.

GEOGRAPHIC AREAS COVERED

This report series presents data for the following areas:

1. The United States as a whole.
2. Each State and the District of Columbia.

3. Each consolidated metropolitan statistical area (CMSA) and primary metropolitan statistical area (PMSA) defined by the Office of Management and Budget (OMB) as of June 30, 1993. A CMSA is an area used to facilitate the presentation and analysis of data for large concentrations of metropolitan populations. It includes two or more contiguous PMSA's which have a population of at least 1,000,000² and which meet specific criteria of urban character and of social and economic integration.
4. Each metropolitan statistical area (MSA) defined by the OMB as of June 30, 1993. An MSA is an integrated economic and social unit with a population nucleus of at least 50,000 inhabitants.² Each MSA consists of one or more counties meeting standards of metropolitan character; in New England, cities and towns rather than counties are the component geographic units.
5. The area within the State outside metropolitan areas (MA's).
6. Each county or county equivalent.³ Counties are the primary divisions of States, except in Louisiana where they are called parishes and in Alaska where they are called boroughs and census areas. Maryland, Missouri, Nevada, and Virginia have one place or more that is independent of any county organization and constitutes primary divisions of their States. These places are treated as counties and as places.
7. Each consolidated city.³ Consolidated cities are consolidated governments which consist of separately incorporated municipalities.
8. Each municipality of 2,500 inhabitants or more incorporated as a city, borough, village, or town.^{2 3}

For the economic census, boroughs and census areas in Alaska and boroughs in New York are not included in this category.
9. Special economic urban areas (SEUA's), which include townships in Michigan, New Jersey, and Pennsylvania, and towns in New York, Wisconsin, and the six New England States with 10,000 inhabitants or more.²

DOLLAR VALUES

All dollar values presented in this report are expressed in current dollars, i.e., 1992 data are expressed in 1992 dollars and 1987 data in 1987 dollars. Consequently, when making comparisons to prior years, users of the data should consider the inflation that has occurred.

RELIABILITY OF DATA

All data compiled in this report originated from either census questionnaires or administrative records of other Federal agencies and, therefore, are not subject to sampling errors. However, the data are subject to nonsampling

²According to the 1990 Census of Population or subsequent special census.

³Those defined as of January 1, 1992.

errors. Nonsampling errors can be attributed to many sources: inability to identify all cases in the actual universe; definition and classification difficulties; differences in the interpretation of questions; errors in recording or coding the data obtained; and other errors of collection, response, coverage, processing, and estimation for missing or misreported data.

The accuracy of these tabulated data is determined by the joint effects of the various nonsampling errors. No direct measurement of these effects has been obtained except for estimation for missing or misreported data; however, precautionary steps were taken in all phases of the collection, processing, and tabulation of the data in an effort to minimize the effects of nonsampling errors.

The Bureau of the Census obtains on computer tape limited information extracted from administrative records of other Federal agencies. This information is used in conjunction with other information available to the Census Bureau to develop estimates for nonemployers, small employers, and other establishments for which responses were not received in time for publication. For an indication of the extent that data included in these reports were obtained from the administrative records of other Federal agencies and from estimation, rather than reports directly from respondents, see appendix E. Also, see appendix A for a more detailed explanation of census coverage and methodology.

SPECIAL TABULATIONS

Special tabulations of data collected in the 1992 Census of Service Industries may be obtained, depending on availability of time and personnel, on diskette, computer tape, or in tabular form. The data will be in summary form and subject to the same rules prohibiting disclosure of confidential information (including name, address, kind of business, or other data for individual business establishments or companies) as are the regular publications.

Special tabulations are prepared on a cost basis. A request for a cost estimate, as well as exact specifications on the type and format of the data to be provided, should be directed to the Chief, Services Division, Bureau of the Census, Washington, DC 20233.

To discuss a special tabulation before submitting specifications, call 1-800-541-8345.

ABBREVIATIONS AND SYMBOLS

The following abbreviations and symbols are used in this publication:

- * See kind-of-business descriptions for SIC 72 and SIC 7384 in appendix A for treatment of plant outlets.
- Represents zero.
- (D) Withheld to avoid disclosing data for individual companies; data are included in broader kind-of-business totals.

		Symbol	Employment Size
(IC)	Independent city.		
(NA)	Not available.		
(X)	Not applicable.	AA	0–19
CMSA	Consolidated metropolitan statistical area.	BB	20–99
MA	Metropolitan area.	CC	100–249
MSA	Metropolitan statistical area.	EE	250–499
n.e.c.	Not elsewhere classified.	FF	500–999
PMSA	Primary metropolitan statistical area.	GG	1,000–2,499
pt.	Part.	HH	2,500–4,999
r	Revised.	II	5,000–9,999
SIC	Standard Industrial Classification.	JJ	10,000–24,999
		KK	25,000–49,999
		LL	50,000–99,999
		MM	100,000 or more

The following symbols are used in this publication to show employment size ranges for employment data that have been withheld to avoid disclosing data for individual companies (employment size range codes are provided for the first time in the 1992 Economic Census):

Users' Guide for Locating Statistics in This Report by Table Number

Information shown in tables	Table															
	1a	1b	2a	2b	3a	3b	4	5	6	7a	7b	8a	8b	9	10	
GEOGRAPHIC AREAS																
The State	X	X	X	X	X	X	X								X	X
CMSA's and MSA's in the State										X	X					
PMSA's in the State										X	X					
Area of the State not in any CMSA, PMSA, or MSA												X	X			
Counties in the State							X		X							X
Places in the State							X	X						X		
DATA ITEMS																
Establishments	X	X			X	X	X	X	X	X	X	X	X	X		X
Receipts	X				X	X	X	X	X	X	X	X	X	X	X	X
Revenue		X									X		X			
Expenses						X										
Annual payroll	X	X			X	X	X	X	X	X	X	X	X	X		
First-quarter payroll	X	X					X	X	X	X	X	X	X	X		
Paid employees for pay period including March 12, 1992	X	X			X	X	X	X	X	X	X	X	X	X		
1987 to 1992 comparative statistics					X	X										
Receipts per establishment			X													
Revenue per establishment				X												
Expenses per establishment				X												
Receipts per employee			X													
Revenue per employee				X												
Expenses per employee				X												
Annual payroll per employee			X	X												
Employees per establishment			X	X												
Counties ranked by volume of receipts																X
Places ranked by volume of receipts														X		

Users' Guide for Locating Statistics in the 1992 Census of Service Industries Reports

Report and geographic area	Information shown in reports by kind of business or industry category										
	Number of establishments	Receipts/Revenue (\$1,000)	Payroll (\$1,000)	Number of employees	Selected ratios	Receipts/revenue lines	Receipts size and employment size of establishments and firms	Concentration ratios of largest firms	Single units and multi-units	Legal form of organization	Selected topics
GEOGRAPHIC AREA SERIES											
United States	X	X	X	X	X						
State	X	X	X	X	X						
CMSA, PMSA, MSA	X	X	X	X	X						
County	X	X	X	X	X						
Place	X	X	X	X	X						
NONEMPLOYER STATISTICS SERIES											
United States	X	X									
State	X	X									
CMSA, PMSA, MSA	X	X									
County	X	X									
Place	X	X									
ESTABLISHMENT AND FIRM SIZE (INCLUDING LEGAL FORM OF ORGANIZATION)											
United States	X	X	X	X			X	X	X	X	
CAPITAL EXPENDITURES, DEPRECIABLE ASSETS, AND OPERATING EXPENSES											
United States		X	X								X
RECEIPTS/REVENUE LINES											
United States	X	X				X					
State	X	X				X					
CMSA, PMSA, MSA	X	X				X					
HOTELS, MOTELS, AND OTHER LODGING PLACES											
United States	X	X	X	X		X					X
State	X	X	X	X		X					X
CMSA, PMSA, MSA	X	X				X					X

Report and geographic area	Information shown in reports by kind of business or industry category										
	Number of establishments	Receipts/Revenue (\$1,000)	Payroll (\$1,000)	Number of employees	Selected ratios	Receipts/revenue lines	Receipts size and employment size of establishments and firms	Concentration ratios of largest firms	Single units and multi-units	Legal form of organization	Selected topics
ZIP CODES											
United States	X	X	X	X							
State	X	X	X	X							
MISCELLANEOUS SUBJECTS											
United States	X	X	X	X							X
State	X	X									X
CMSA, PMSA, MSA	X	X									X

Contents

Colorado

[Page numbers listed here omit the prefix that appears as part of the number of each page]

	Page
Introduction to the Economic Census	III
Census of Service Industries	V
Users' Guide for Locating Statistics in This Report by Table Number	VIII
Users' Guide for Locating Statistics in the 1992 Census of Service Industries Reports ...	IX
Summary of Findings	2

FIGURES

1. Percent Change in Receipts and Annual Payroll for Establishments of Firms Subject to Federal Income Tax: 1987 to 1992	3
2. Annual Payroll Per Employee for Establishments of Firms Subject to Federal Income Tax: 1992 and 1987	4
Maps	5

TABLES

1a. Summary Statistics for Firms Subject to Federal Income Tax for the State: 1992 ..	7
1b. Summary Statistics for Firms Exempt From Federal Income Tax for the State: 1992	11
2a. Selected Ratios for Firms Subject to Federal Income Tax for the State: 1992	12
2b. Selected Ratios for Firms Exempt From Federal Income Tax for the State: 1992 ..	15
3a. Comparative Statistics for Firms Subject to Federal Income Tax for the State: 1992 and 1987	15
3b. Comparative Statistics for Firms Exempt From Federal Income Tax for the State: 1992 and 1987	19
4. Summary Statistics for Firms Subject to Federal Income Tax for Counties and for Places With 2,500 Inhabitants or More: 1992	20
5. Summary Statistics for Firms Subject to Federal Income Tax for Places With 350 Establishments or More: 1992	26
6. Summary Statistics for Firms Subject to Federal Income Tax for Counties With 350 Establishments or More: 1992	48
7a. Summary Statistics for Firms Subject to Federal Income Tax for Metropolitan Areas: 1992	66
7b. Summary Statistics for Firms Exempt From Federal Income Tax for Metropolitan Areas: 1992	84
8a. Summary Statistics for Firms Subject to Federal Income Tax for the Area Outside Metropolitan Areas: 1992	88
8b. Summary Statistics for Firms Exempt From Federal Income Tax for the Area Outside Metropolitan Areas: 1992	91
9. Places With 2,500 Inhabitants or More Ranked by Volume of Receipts of Firms Subject to Federal Income Tax: 1992	92
10. Counties Ranked by Volume of Receipts of Firms Subject to Federal Income Tax: 1992	92

APPENDIXES

A. General Explanation	A-1
B. Sample Report Form and Instructions	B-1
C. Kind-of-Business Titles and Reporting-Form Numbers	C-1
D. Metropolitan Areas	D-1
E. Percent of Receipts/Revenue Based on Administrative Records and Estimation for the State: 1992	E-1
F. Geographic Notes	F-1
G. Establishments in Business Any Time During Year and Establishments in Business at End of Year for the State: 1992 and 1987	G-1

Publication Program

Inside back cover

Summary of Findings

FIRMS SUBJECT TO FEDERAL INCOME TAX

Data from the 1992 Census of Service Industries show that Colorado's 32,878 service industries establishments of firms with payroll that were subject to Federal income tax had receipts totaling \$18.8 billion. The 1992 data represent an increase of 63.1 percent in receipts for the State since 1987.

For establishments with payroll in 1992, receipts of offices and clinics of medical doctors totaled \$1.8 billion, compared with \$1.2 billion in 1987. Other leading service kinds of business in 1992 were computer programming, data processing, and other computer related services with \$2.3 billion in receipts, engineering services with \$1.4 billion, and legal services with \$1.3 billion.

There were 319,052 paid employees (full- and part-time) working in service industries in the State as of mid-March 1992, compared with 256,147 employees in 1987. Large employers included hotels and motels with 32,878 employees, help supply services with 24,729 employees, and offices and clinics of doctors of medicine with 17,938 employees.

ORGANIZATIONS EXEMPT FROM FEDERAL INCOME TAX

Data for the census show that Colorado's 3,331 service industries establishments of firms and other organizations with payroll that were exempt from Federal income tax had revenue totaling \$6.3 billion and expenses of \$5.9 billion in 1992. The 1992 data represent an increase of 78.1 percent in expenses since 1987.

For establishments with payroll in 1992, revenue of hospitals totaled \$3.7 billion, compared with \$2.1 billion in 1987. Other leading classifications in 1992 were clinics of doctors of medicine and dentists with revenue of \$348.5 million, and business associations with \$228.3 million.

There were 104,379 paid employees (full- and part-time) as of mid-March 1992, compared with 81,202 employees in 1987. Hospitals had 58,174 employees; civic, social, and fraternal associations, 4,975 employees; and individual and family social services, 4,944 employees.

Figure 1. **Percent Change in Receipts and Annual Payroll for Establishments of Firms Subject to Federal Income Tax: 1987 to 1992**

(Includes only establishments with payroll. For meaning of abbreviations and symbols, see introductory text)

Receipts 
Payroll 

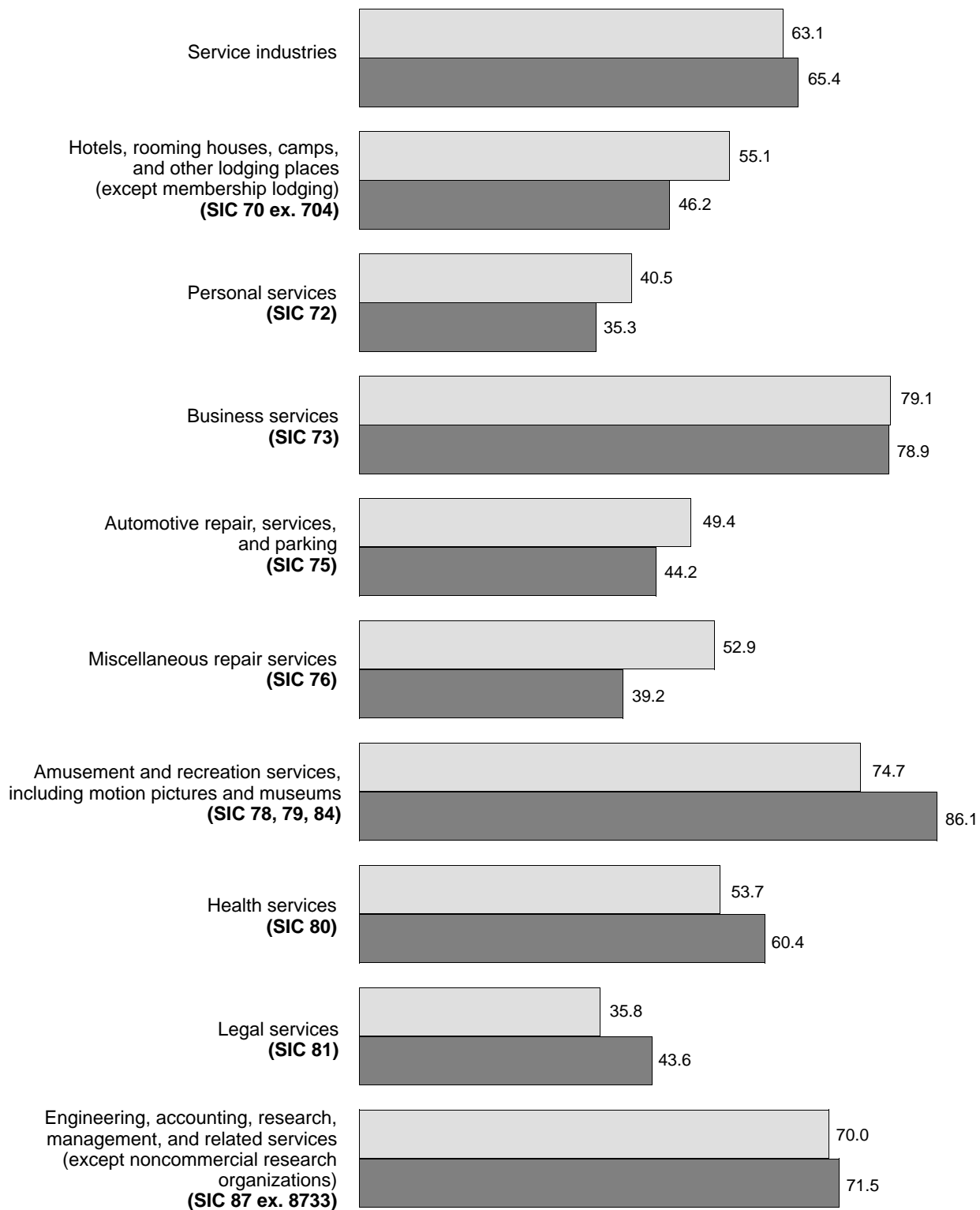




Figure 2. Annual Payroll Per Employee for Establishments of Firms Subject to Federal Income Tax: 1992 and 1987

(In dollars. For meaning of abbreviations and symbols, see introductory text)

1992 
1987 

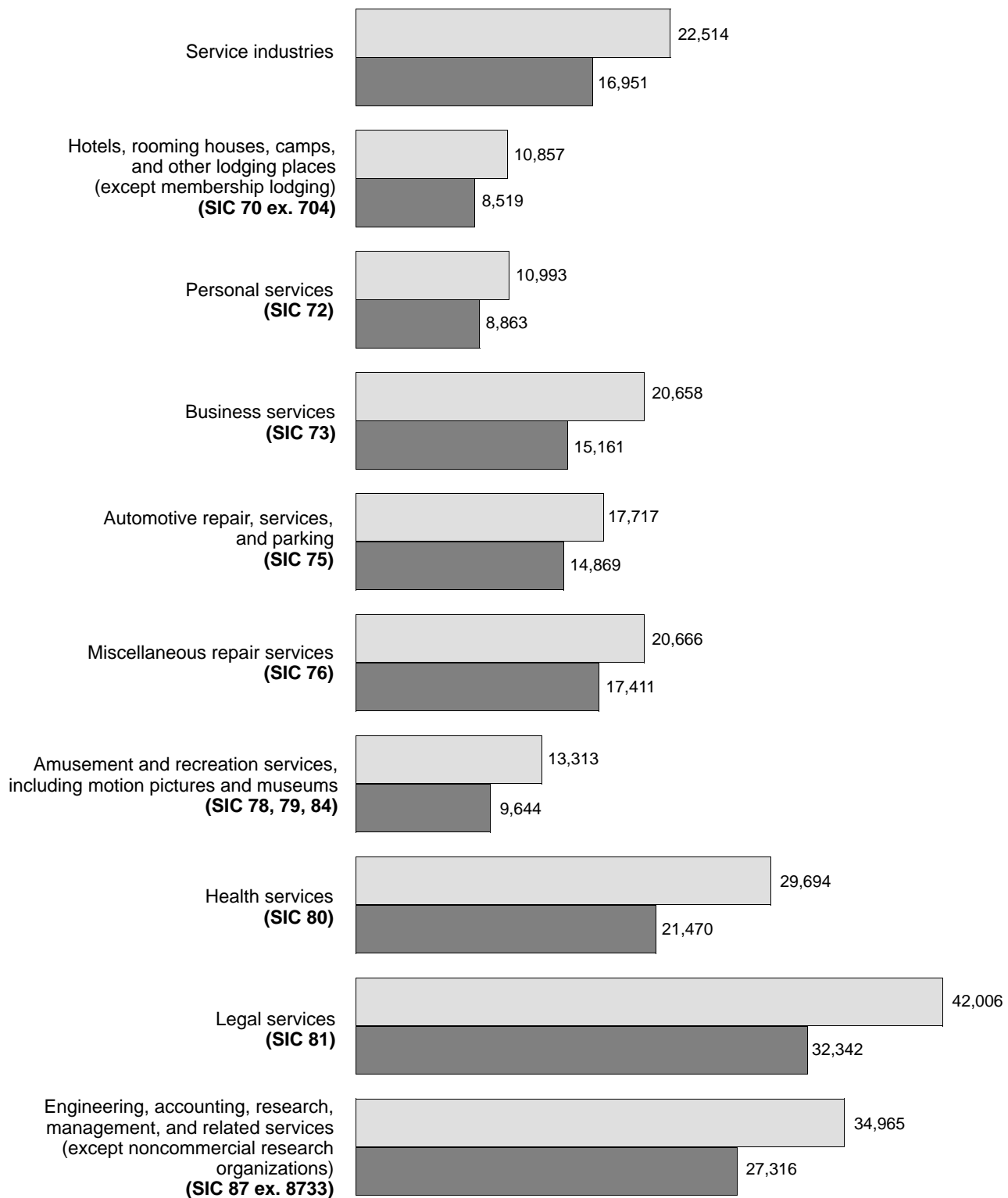




Table 1a. Summary Statistics for Firms Subject to Federal Income Tax for the State: 1992

[Includes only establishments with payroll. For meaning of abbreviations and symbols, see introductory text. For explanation of terms and comparability of 1987 and 1992 censuses, see appendix A]

SIC code	Kind of business or operation	Establishments (number)	Receipts (\$1,000)	Annual payroll (\$1,000)	First-quarter payroll (\$1,000)	Paid employees for pay period including March 12 (number)
	Total	32 878	18 809 993	7 183 126	1 637 247	319 052
70 ex. 704	Hotels, rooming houses, camps, and other lodging places (except membership lodging)	1 162	1 279 404	365 817	94 593	33 693
	Hotels and motels	992	1 237 769	356 704	93 423	32 878
7011	Hotels	401	1 013 936	304 859	82 146	27 414
7011 pt.	Hotels, 25 guestrooms or more	295	998 634	301 732	81 414	26 998
7011 pt.	Hotels, less than 25 guestrooms	106	15 302	3 127	732	416
7011 pt.	Motels, motor hotels, and tourist courts	591	223 833	51 845	11 277	5 464
7011 pt.	Motels, tourist courts	511	159 681	35 624	7 187	3 815
7011 pt.	Motor hotels	80	64 152	16 221	4 090	1 649
702, 3	Other lodging places	170	41 635	9 113	1 170	815
702	Rooming and boarding houses	16	3 666	1 116	224	203
703	Camps and recreational vehicle parks	154	37 969	7 997	946	612
7032	Sporting and recreational camps	86	26 679	6 649	786	518
7033	Recreational vehicle parks and campsites	68	11 290	1 348	160	94
72	Personal services	3 023	606 759	198 691	47 483	18 075
721	Laundry, cleaning, and garment services	963	266 853	79 952	18 456	6 478
7211	Power laundries, family and commercial*	54	22 062	8 751	2 055	730
7213	Linen supply*	26	34 546	12 917	3 053	930
7215	Coin-operated laundries and drycleaning	164	54 742	7 990	1 981	727
7215 pt.	Coin-operated laundries and drycleaning stores	155	(D)	(D)	(D)	FF
7215 pt.	Coin-operated laundry routes	9	(D)	(D)	(D)	CC
7216	Drycleaning plants, except rug cleaning*	409	77 212	25 335	5 882	2 436
7217	Carpet and upholstery cleaning	196	37 675	12 424	2 477	831
7218	Industrial laundries*	20	28 481	8 982	2 199	479
7212, 9	Other laundry, cleaning, and garment services*	94	12 135	3 553	809	345
7212	Garment pressing, and agents for laundries and drycleaners	39	5 531	1 169	274	146
7219	Laundry and garment services, n.e.c.*	55	6 604	2 384	535	199
722	Photographic studios, portrait	197	44 200	11 875	2 965	1 085
723, 4	Beauty and barber shops	1 286	156 599	67 461	15 874	6 246
723	Beauty shops	1 222	150 345	64 352	15 107	6 032
724	Barber shops	64	6 254	3 109	767	214
725	Shoe repair shops and shoeshine parlors	45	4 910	1 438	322	129
726	Funeral service and crematories	105	57 240	12 779	2 939	729
729	Miscellaneous personal services	427	76 957	25 186	6 927	3 408
7291	Tax return preparation services	113	17 998	7 803	2 798	1 636
7299	Miscellaneous personal services, n.e.c.	314	58 959	17 383	4 129	1 772
7299 pt.	Massage parlors, tanning salons, and saunas	97	8 729	2 667	614	367
7299 pt.	Other personal services	217	50 230	14 716	3 515	1 405
7299 pt.	Diet and weight reducing services	44	12 627	2 240	645	228
7299 pt.	Formal wear rental	36	10 078	2 453	533	221
7299 pt.	Other personal services, n.e.c.	137	27 525	10 023	2 337	956
73	Business services	5 879	4 711 845	1 854 707	435 196	89 780
731	Advertising	298	152 886	50 172	11 261	1 705
7311	Advertising agencies	210	98 515	37 262	8 271	1 235
7312	Outdoor advertising services	19	21 642	3 961	873	129
7313	Radio, television, publishers' advertising representatives	24	10 898	4 204	1 134	134
7313 pt.	Radio, television advertising representatives	15	8 851	3 701	1 020	114
7313 pt.	Publishers' advertising representatives	9	2 047	503	114	20
7319	Advertising, n.e.c.	45	21 831	4 745	983	207
732	Consumer credit reporting agencies, mercantile reporting agencies, and adjustment and collection agencies	171	102 321	39 211	8 464	1 831
7322	Adjustment and collection services	130	67 980	30 449	6 365	1 406
7323	Credit reporting services	41	34 341	8 762	2 099	425
733	Mailing, reproduction, commercial art and photography, and stenographic services	665	233 673	69 918	16 080	3 491
7331	Direct mail advertising services	80	64 001	15 707	3 551	799
7331 pt.	Mailing list compilers, brokers, and managers	24	10 733	3 877	971	213
7331 pt.	Direct mail advertising services, except mailing list services	56	53 268	11 830	2 580	586
7334	Photocopying and duplicating services	95	65 863	19 213	4 490	1 108
7334 pt.	Blueprinting and duplicating services	93	(D)	(D)	(D)	GG
7334 pt.	Duplicating services, except printing and photocopying	2	(D)	(D)	(D)	AA
7335, 6	Commercial photography, art, and graphics	326	78 993	23 466	5 359	1 045
7335	Commercial photography	83	20 664	7 000	1 698	375
7336	Commercial art and graphic design	243	58 319	16 466	3 661	670
7336 pt.	Commercial art	42	6 635	2 347	539	102
7336 pt.	Graphic arts and related design	201	51 684	14 119	3 122	568
7338	Secretarial and court reporting services	164	24 826	11 532	2 680	539
734	Services to dwellings and other buildings	1 007	225 502	115 437	26 906	13 608
7342	Disinfecting and pest control services	58	17 098	7 099	1 416	354
7349	Building cleaning and maintenance services, n.e.c.	949	208 404	108 338	25 490	13 254
735	Miscellaneous equipment rental and leasing	426	418 976	80 296	17 864	3 366
7352	Medical equipment rental and leasing	56	68 558	16 521	3 717	695
7353	Heavy construction equipment rental and leasing	53	37 024	7 910	1 785	334
7353 pt.	Rental and leasing of heavy construction equipment without operators	34	28 340	5 163	1 099	224
7353 pt.	Rental and leasing of heavy construction equipment with operators	19	8 684	2 747	686	110
7359	Equipment rental and leasing, n.e.c.	317	313 394	55 865	12 362	2 337
7359 pt.	Equipment rental	282	239 732	51 583	11 351	2 141
7359 pt.	Rent-to-own	54	24 648	4 951	1 059	263
7359 pt.	Equipment rental, except rent-to-own	228	215 084	46 632	10 292	1 878
7359 pt.	Equipment leasing, except finance leasing	35	73 662	4 282	1 011	196

Table 1a. Summary Statistics for Firms Subject to Federal Income Tax for the State: 1992—Con.

[Includes only establishments with payroll. For meaning of abbreviations and symbols, see introductory text. For explanation of terms and comparability of 1987 and 1992 censuses, see appendix A]

SIC code	Kind of business or operation	Establishments (number)	Receipts (\$1,000)	Annual payroll (\$1,000)	First-quarter payroll (\$1,000)	Paid employees for pay period including March 12 (number)
73	Business services—Con.					
736	Personnel supply services -----	546	474 865	332 601	74 639	25 687
7361	Employment agencies -----	183	46 336	22 602	5 002	958
7363	Help supply services -----	363	428 529	309 999	69 637	24 729
7363 pt.	Temporary help supply -----	327	380 275	273 299	61 884	22 383
7363 pt.	Help supply, except temporary -----	36	48 254	36 700	7 753	2 346
7363 pt.	Employee leasing -----	31	44 685	34 484	7 312	2 152
7363 pt.	Other help supply services -----	5	3 569	2 216	441	194
737	Computer programming, data processing, and other computer related services -----	1 443	2 298 126	846 168	204 145	20 248
7371, 2, 3	Computer programming, prepackaged software, and integrated systems -----	912	1 671 756	643 103	153 960	13 762
7371	Computer programming services -----	558	901 039	362 842	87 939	7 868
7372	Prepackaged software -----	213	405 666	158 858	38 878	3 022
7373	Computer integrated systems -----	143	365 051	121 403	27 143	2 872
7374, 5, 6	Data processing services -----	212	352 864	131 432	33 123	4 398
7374, 5	Computer processing, information retrieval -----	197	335 945	120 919	30 614	4 010
7374	Computer processing and data preparation and processing services -----	168	262 339	107 339	27 335	3 632
7375	Information retrieval services -----	29	73 606	13 580	3 279	378
7376	Computer facilities management services -----	15	16 919	10 513	2 509	388
7377, 8, 9	Computer rental and leasing, maintenance, and related services, n.e.c. -----	319	273 506	71 633	17 062	2 088
7377	Computer rental and leasing -----	21	85 458	9 392	2 251	195
7378	Computer maintenance and repair -----	109	109 215	29 330	6 904	893
7379	Computer related services, n.e.c. -----	189	78 833	32 911	7 907	1 000
7379 pt.	Computer consultants -----	149	55 485	23 162	5 373	622
7379 pt.	Miscellaneous computer services, n.e.c. -----	40	23 348	9 749	2 534	378
738	Miscellaneous business services -----	1 323	805 496	320 904	75 837	19 844
7381, 2	Detective agencies and protective services -----	238	214 487	123 191	29 416	7 216
7381	Detective, guard, and armored car services -----	197	152 949	103 217	25 070	6 454
7381 pt.	Detective agencies and guard services -----	187	(D)	(D)	(D)	II
7381 pt.	Armored car services -----	10	(D)	(D)	(D)	EE
7382	Security systems services -----	41	61 538	19 974	4 346	762
7383	News syndicates -----	11	9 078	2 307	563	62
7384	Photofinishing laboratories* -----	128	67 806	19 774	4 516	991
7384 pt.	Photofinishing laboratories, except "one-hour" (mini) labs* -----	68	55 319	17 111	3 895	756
7384 pt.	One-hour (mini) photofinishing* -----	60	12 487	2 663	621	235
7389	Business services, n.e.c. -----	946	514 125	175 632	41 342	11 575
7389 pt.	Sign painting shops -----	39	6 914	1 942	468	132
7389 pt.	Interior designing -----	115	35 762	6 044	1 298	308
7389 pt.	Telephone answering services -----	68	26 995	13 135	3 141	1 161
7389 pt.	Other business services -----	724	444 454	154 511	36 435	9 974
7389 pt.	Water softening and conditioning services -----	30	13 997	4 280	1 069	186
7389 pt.	Packaging and labeling services -----	34	(D)	(D)	(D)	CC
7389 pt.	Trading stamp services -----	1	(D)	(D)	(D)	AA
7389 pt.	Miscellaneous business services -----	659	415 031	147 414	34 791	9 595
7389 pt.	Convention and trade show services -----	36	26 273	10 815	2 389	825
7389 pt.	Private mail centers -----	70	47 517	22 635	5 433	1 705
7389 pt.	Miscellaneous business services, n.e.c. -----	553	341 241	113 964	26 969	7 065
75	Automotive repair, services, and parking -----	2 880	1 158 292	256 857	60 071	14 498
751	Automotive rental and leasing, without drivers -----	167	342 864	40 905	9 609	2 327
7513	Truck rental and leasing, without drivers -----	59	93 448	10 642	2 457	479
7513 pt.	Truck rental, without drivers -----	33	65 868	7 469	1 707	342
7513 pt.	Truck leasing, except finance leasing -----	26	27 580	3 173	750	137
7514, 5	Passenger car rental and leasing -----	101	244 317	29 787	7 035	1 819
7514	Passenger car rental -----	89	240 378	29 179	6 886	1 784
7515	Passenger car leasing -----	12	3 939	608	149	35
7519	Utility trailer and recreational vehicle rental -----	7	5 099	476	117	29
752	Automobile parking -----	220	57 681	6 223	1 480	560
7521 pt.	Parking lots -----	138	(D)	(D)	(D)	EE
7521 pt.	Parking structures -----	82	(D)	(D)	(D)	CC
753	Automotive repair shops -----	2 076	653 481	180 265	42 049	8 855
7532	Top, body, and upholstery repair shops and paint shops -----	522	189 638	58 289	14 178	2 726
7532 pt.	Top and body repair shops -----	471	175 768	54 109	13 271	2 520
7532 pt.	Paint shops -----	51	13 870	4 180	907	206
7538	General automotive repair shops -----	1 099	298 877	79 537	18 013	4 047
7538 pt.	General automotive repair shops, except diesel -----	1 003	260 319	69 293	15 602	3 556
7538 pt.	Diesel repair shops -----	96	38 558	10 244	2 411	491
7533, 4, 6, 7, 9	Other automotive repair shops -----	455	164 966	42 439	9 858	2 082
7533	Automotive exhaust system repair shops -----	56	22 169	5 946	1 360	261
7534	Tire retreading and repair shops -----	30	14 420	3 238	679	174
7536	Automotive glass replacement shops -----	117	53 117	12 681	2 998	608
7537	Automotive transmission repair shops -----	93	24 773	6 625	1 557	345
7539	Automotive repair shops, n.e.c. -----	159	50 487	13 949	3 264	694
7539 pt.	Radiator repair -----	47	9 068	2 084	460	118
7539 pt.	Brake, front end, and wheel alignment -----	60	26 143	7 740	1 788	338
7539 pt.	Automotive electrical and fuel system services -----	31	11 074	3 136	756	172
7539 pt.	Carburetor repair shops -----	12	2 755	827	209	48
7539 pt.	Automotive electrical repair shops -----	19	8 319	2 309	547	124
7539 pt.	Other automotive repair shops, n.e.c. -----	21	4 202	989	260	66
754	Automotive services, except repair -----	417	104 266	29 464	6 933	2 756
7542	Carwashes -----	190	37 420	11 531	2 769	1 480
7549	Automotive services, except repair and carwashes -----	227	66 846	17 933	4 164	1 276
7549 pt.	Lubrication shops -----	108	41 616	10 619	2 462	870
7549 pt.	Other automotive services -----	119	25 230	7 314	1 702	406
7549 pt.	Towing services -----	81	18 119	5 504	1 276	309
7549 pt.	Other automotive services, n.e.c. -----	38	7 111	1 810	426	97

Table 1a. Summary Statistics for Firms Subject to Federal Income Tax for the State: 1992—Con.

[Includes only establishments with payroll. For meaning of abbreviations and symbols, see introductory text. For explanation of terms and comparability of 1987 and 1992 censuses, see appendix A]

SIC code	Kind of business or operation	Establishments (number)	Receipts (\$1,000)	Annual payroll (\$1,000)	First-quarter payroll (\$1,000)	Paid employees for pay period including March 12 (number)
76	Miscellaneous repair services -----	1 147	368 298	112 630	25 775	5 450
762	Electrical repair shops -----	376	132 741	45 658	10 639	2 126
7622	Radio and television repair shops -----	105	21 937	7 945	2 004	422
7623, 9	Other electrical and electronic repair shops -----	271	110 804	37 713	8 635	1 704
7623	Refrigeration and air-conditioning service and repair shops -----	37	15 416	4 174	913	141
7629	Electrical and electronic repair shops, n.e.c. -----	234	95 388	33 539	7 722	1 563
763	Watch, clock, and jewelry repair -----	25	2 423	499	114	47
764	Reupholstery and furniture repair -----	125	20 029	6 659	1 537	445
769	Miscellaneous repair and related services -----	621	213 105	59 814	13 485	2 832
7692	Welding repair -----	63	18 520	5 270	1 001	257
7694	Armature rewinding shops -----	30	23 023	6 543	1 449	219
7699	Repair shops and related services, n.e.c. -----	528	171 562	48 001	11 035	2 356
7699 pt.	Farm machinery and equipment repair -----	12	2 411	532	119	31
7699 pt.	Lawnmower and other small gasoline engine repair -----	34	4 983	1 147	209	105
7699 pt.	Sewer and septic tank cleaning services -----	52	18 029	6 245	1 435	254
7699 pt.	Other repair and related services, n.e.c. -----	430	146 139	40 077	9 272	1 966
78, 79, 84	Amusement and recreation services, including motion pictures and museums -----	2 080	1 405 545	415 219	96 326	31 188
781, 2	Motion picture production, distribution, and services -----	171	128 988	20 964	4 730	900
7812 pt.	Motion picture production, except for television -----	68	(D)	(D)	(D)	CC
7812 pt.	Motion picture and tape production for television -----	38	25 059	5 527	1 149	212
7819	Services allied to motion picture production -----	36	22 707	6 465	1 572	259
7822 pt.	Motion picture film and tape distributors -----	26	61 678	3 895	948	208
7822 pt.	Motion picture film exchanges -----	15	16 421	2 090	507	96
7822 pt.	Video tape wholesalers -----	11	45 257	1 805	441	112
7822 pt.	Film and tape distribution for television -----	1	(D)	(D)	(D)	AA
7829	Services allied to motion picture distribution -----	2	(D)	(D)	(D)	AA
783	Motion picture theaters -----	133	102 357	12 625	3 130	1 847
7832	Motion picture theaters, except drive-in -----	123	99 576	12 248	3 095	1 821
7833	Drive-in motion picture theaters -----	10	2 781	377	35	26
784	Video tape rental -----	302	71 353	13 488	3 341	1 624
792	Theatrical producers (except motion picture), bands, orchestras, and entertainers -----	96	58 226	9 434	2 106	595
7922	Theatrical producers (except motion picture) and miscellaneous theatrical services -----	48	18 135	4 827	1 318	354
7922 pt.	Producers of live theatrical productions -----	13	6 784	2 502	537	204
7922 pt.	Producers of radio and television shows, except tape producers -----	2	(D)	(D)	(D)	AA
7922 pt.	Artists' and entertainers' managers or agents, concert bureaus, booking agents -----	18	5 660	975	155	49
7922 pt.	Other theatrical services -----	15	(D)	(D)	(D)	BB
7929	Bands, orchestras, actors, and other entertainers and entertainment groups -----	48	40 091	4 607	788	241
7929 pt.	Dance groups and artists -----	2	(D)	(D)	(D)	BB
7929 pt.	Symphony orchestras, opera companies, and chamber music organizations -----	-	-	-	-	-
7929 pt.	Other music and entertainment presentations -----	46	(D)	(D)	(D)	CC
7929 pt.	Other music groups and artists -----	18	(D)	(D)	(D)	BB
7929 pt.	Other entertainers and entertainment groups -----	28	33 613	2 866	532	156
793	Bowling centers -----	99	45 598	13 490	3 685	1 709
79 ex. 792, 3, 84	Commercial sports and other amusement and recreation services, including museums -----	1 279	999 023	345 218	79 334	24 513
794	Commercial sports -----	70	113 681	79 460	11 107	1 301
7941	Professional sports clubs, managers, promoters -----	25	52 927	64 801	8 273	436
7941 pt.	Baseball clubs -----	2	(D)	(D)	(D)	BB
7941 pt.	Football clubs -----	1	(D)	(D)	(D)	BB
7941 pt.	Other professional sports clubs -----	3	(D)	(D)	(D)	CC
7941 pt.	Managers and promoters -----	19	15 850	2 864	693	157
7948	Racing, including track operation -----	45	60 754	14 659	2 834	865
7948 pt.	Auto racetrack operation -----	8	6 684	1 075	231	74
7948 pt.	Horse racetrack operation -----	1	(D)	(D)	(D)	BB
7948 pt.	Dog racetrack operation -----	6	37 977	8 653	1 727	645
7948 pt.	Racing stables and racing, n.e.c. -----	30	(D)	(D)	(D)	CC
79 ex. 792, 3, 4, 84	Other amusement and recreation services, including museums -----	1 209	885 342	265 758	68 227	23 212
791	Dance studios, schools, and halls -----	68	7 935	2 067	437	352
7991	Physical fitness facilities -----	188	99 374	28 823	6 967	4 305
7991 pt.	Physical fitness centers, except gymnasiums and athletic clubs -----	123	55 994	15 988	3 740	2 171
7991 pt.	Gymnasiums and athletic clubs -----	65	43 380	12 835	3 227	2 134
7992	Public golf courses -----	35	18 601	5 270	918	418
7993	Coin-operated amusement devices -----	83	28 623	6 232	893	327
7996	Amusement parks -----	14	24 515	8 272	1 048	1 018
7997	Membership sports and recreation clubs -----	108	100 571	31 774	6 846	2 163
7999, 84	Amusement and recreation services, including museums, n.e.c. -----	713	605 723	183 320	51 118	14 629
7999 pt.	Concession operators of amusement devices and rides -----	22	3 795	1 099	166	89
7999 pt.	Carnivals, circuses, and fairs -----	4	4 754	639	43	132
7999 pt.	Carnivals and circuses -----	2	(D)	(D)	(D)	AA
7999 pt.	Fairs -----	2	(D)	(D)	(D)	CC
7999 pt., 84	Other recreation and amusements, including museums -----	687	597 174	181 582	50 909	14 408
84	Museums, art galleries, and botanical and zoological gardens -----	13	2 199	416	68	28
841	Museums and art galleries -----	11	(D)	(D)	(D)	BB
842	Arboreta and botanical or zoological gardens -----	2	(D)	(D)	(D)	AA
7999 pt.	Roller skating rinks -----	33	6 176	1 594	459	374
7999 pt.	Ice skating rinks -----	3	1 789	566	96	79
7999 pt.	Other amusement and recreation services, n.e.c. -----	638	587 010	179 006	50 286	13 927

Table 1a. Summary Statistics for Firms Subject to Federal Income Tax for the State: 1992—Con.

[Includes only establishments with payroll. For meaning of abbreviations and symbols, see introductory text. For explanation of terms and comparability of 1987 and 1992 censuses, see appendix A]

SIC code	Kind of business or operation	Establishments (number)	Receipts (\$1,000)	Annual payroll (\$1,000)	First-quarter payroll (\$1,000)	Paid employees for pay period including March 12 (number)
80	Health services	7 012	3 736 606	1 641 351	347 661	55 276
801	Offices and clinics of doctors of medicine	2 698	1 823 874	913 577	185 041	17 938
8011 pt.	Offices of doctors of medicine	2 623	1 716 611	874 907	176 653	16 728
8011 pt.	General medical clinics	75	107 263	38 670	8 388	1 210
802	Offices and clinics of dentists	1 911	555 652	204 114	45 319	8 913
8021 pt.	Offices of dentists	1 903	(D)	(D)	(D)	II
8021 pt.	Dental clinics	8	(D)	(D)	(D)	BB
803	Offices and clinics of doctors of osteopathy	207	68 206	28 553	5 930	982
8031 pt.	Offices of osteopathic physicians	200	66 918	28 119	5 781	953
8031 pt.	Osteopathic clinics	7	1 288	434	149	29
804	Offices and clinics of other health practitioners	1 449	301 230	103 300	23 515	4 972
8041	Offices and clinics of chiropractors	589	100 648	27 504	6 539	1 529
8042	Offices and clinics of optometrists	257	73 235	22 381	5 127	1 134
8043	Offices and clinics of podiatrists	88	18 980	6 355	1 332	295
8049	Offices and clinics of health practitioners, n.e.c.	515	108 367	47 060	10 517	2 014
805	Nursing and personal care facilities	175	406 438	178 744	39 367	12 410
8051	Skilled nursing care facilities	130	383 621	167 185	37 345	11 742
8052	Intermediate care facilities	27	14 363	6 945	1 576	558
8059	Nursing and personal care facilities, n.e.c.	18	8 454	4 614	446	110
806	Hospitals	13	223 987	74 762	17 966	2 850
8062	General medical and surgical hospitals	3	(D)	(D)	(D)	GG
8063, 9	Specialty hospitals	10	(D)	(D)	(D)	GG
8063	Psychiatric hospitals	7	57 505	18 528	4 474	803
8069	Specialty hospitals, except psychiatric	3	(D)	(D)	(D)	FF
807, 8, 9	Other health services	559	357 219	138 301	30 523	7 211
807	Medical and dental laboratories	241	135 826	46 172	10 996	1 866
8071	Medical laboratories	98	105 691	33 457	7 847	1 248
8072	Dental laboratories	143	30 135	12 715	3 149	618
808	Home health care services	109	90 071	40 273	8 604	3 148
809	Miscellaneous health and allied services, n.e.c.	209	131 322	51 856	10 923	2 197
8092	Kidney dialysis centers	12	22 910	9 175	1 502	275
8093	Specialty outpatient facilities, n.e.c.	135	83 017	32 191	7 292	1 516
8099	Health and allied services, n.e.c.	62	25 395	10 490	2 129	406
81	Legal services	2 644	1 320 726	581 067	123 464	13 833
823, 4, 9	Selected educational services	371	225 341	74 977	17 782	3 507
823	Libraries	5	(D)	(D)	(D)	BB
824	Vocational schools	125	99 032	41 207	9 950	1 750
8243	Data processing schools	45	13 707	4 422	926	137
8244	Business and secretarial schools	21	23 629	10 285	2 466	568
8249	Vocational schools, n.e.c.	59	61 696	26 500	6 558	1 045
829	Schools and educational services, n.e.c.	241	(D)	(D)	(D)	GG
83	Social services	922	229 706	95 511	22 090	8 560
835	Child day care services	502	101 344	44 898	10 205	5 207
832, 3, 6, 9	Other social services	420	128 362	50 613	11 885	3 353
832	Individual and family social services	164	36 147	13 868	3 133	840
833	Job training and vocational rehabilitation services	63	23 739	11 797	2 684	530
836	Residential care	154	56 325	19 141	4 652	1 695
839	Social services, n.e.c.	39	12 151	5 807	1 416	288
87 ex. 8733	Engineering, accounting, research, management, and related services (except noncommercial research organizations)	5 357	3 571 784	1 509 169	349 963	43 162
871	Engineering, architectural, and surveying services	1 662	1 651 340	705 639	162 824	16 996
8711	Engineering services	1 071	1 357 102	595 700	139 121	13 621
8712	Architectural services	419	247 443	89 453	19 604	2 537
8713	Surveying services	172	46 795	20 486	4 099	838
872	Accounting, auditing, and bookkeeping services	1 750	547 920	244 306	57 069	9 083
873 ex. 8733	Research, development, and testing services (except noncommercial research organizations)	339	413 507	185 920	44 365	5 597
8731	Commercial physical and biological research	117	214 388	108 017	25 697	2 245
8731 pt.	Commercial physical research	78	117 578	54 905	13 502	1 282
8731 pt.	Commercial medical and biological research	39	96 810	53 112	12 195	963
8732	Commercial economic, sociological, and educational research	124	104 434	37 177	9 060	1 800
8734	Testing laboratories	98	94 685	40 726	9 608	1 552
874	Management and public relations services	1 606	959 017	373 304	85 705	11 486
8741	Management services	386	334 482	141 742	32 998	4 623
8742	Management consulting services	774	327 002	130 997	28 843	3 466
8743	Public relations services	86	34 570	9 184	1 910	372
8744	Facilities support management services	10	185 529	64 732	15 963	2 082
8748	Business consulting services, n.e.c.	350	77 434	26 649	5 991	943
89	Services, n.e.c.	401	195 687	77 130	16 843	2 030
8999 pt.	Scientific and related consulting services, except environmental	129	50 028	22 294	4 606	481
8999 pt.	Other services	272	145 659	54 836	12 237	1 549
8999 pt.	Environmental consulting	144	123 741	47 715	10 537	1 260
8999 pt.	Authors, composers, and other arts-related services	55	13 644	4 698	1 201	149
8999 pt.	Other services, n.e.c.	73	8 274	2 423	499	140

Table 1b. Summary Statistics for Firms Exempt From Federal Income Tax for the State: 1992

[Includes only establishments with payroll. For meaning of abbreviations and symbols, see introductory text. For explanation of terms and comparability of 1987 and 1992 censuses, see appendix A]

SIC code	Kind of business or operation	Establishments (number)	Revenue (\$1,000)	Annual payroll (\$1,000)	First-quarter payroll (\$1,000)	Paid employees for pay period including March 12 (number)
	Total	3 331	6 300 619	2 401 154	575 710	104 379
7032, 704	Camps and membership lodging	70	28 351	7 356	1 610	627
7032	Sporting and recreational camps	29	9 968	2 742	524	207
704	Organization hotels and lodging houses, on membership basis	41	18 383	4 614	1 086	420
792, 7991 pt., 7997, 7999 pt., 84	Selected amusement, recreation, and related services	248	166 165	54 331	11 825	3 392
792	Theatrical producers (except motion picture), bands, orchestras, and entertainers	62	58 473	18 416	4 544	1 060
7922	Theatrical producers (except motion picture) and miscellaneous theatrical services	24	(D)	(D)	(D)	EE
7922 pt.	Producers of live theatrical productions	15	1 650	434	89	57
7922 pt.	Producers of radio and television shows, except tape	—	—	—	—	—
7922 pt.	Artists' and entertainers' managers or agents, concert bureaus, booking agents	2	(D)	(D)	(D)	AA
7922 pt.	Other theatrical services	7	(D)	(D)	(D)	EE
7929	Bands, orchestras, actors, and other entertainers and entertainment groups	38	(D)	(D)	(D)	FF
7929 pt.	Dance groups and artists	9	4 831	1 487	389	112
7929 pt.	Symphony orchestras, opera companies, and chamber music organizations	18	17 539	7 806	1 695	409
7929 pt.	Other music groups and artists	9	(D)	(D)	(D)	BB
7929 pt.	Other entertainers and entertainment groups	2	(D)	(D)	(D)	AA
7991 pt., 7997	Gymnasiums, athletic clubs, and membership sports and recreation clubs	113	73 586	26 800	5 204	1 694
7991 pt.	Gymnasiums and athletic clubs	1	(D)	(D)	(D)	AA
7997	Membership sports and recreation clubs	112	(D)	(D)	(D)	GG
7999 pt.	Fairs	5	1 910	214	42	13
84	Museums, art galleries, and botanical and zoological gardens	68	32 196	8 901	2 035	625
841	Museums and art galleries	60	15 578	5 003	1 174	374
842	Arboreta and botanical or zoological gardens	8	16 618	3 898	861	251
8011 pt.; 8021 pt.; 805, 6, 8, 9	Selected health services	388	4 264 270	1 797 178	434 803	69 012
8011 pt., 8021 pt.	Clinics of doctors of medicine and dentists	63	348 485	71 732	16 320	2 691
8011 pt.	General medical clinics	59	345 725	70 176	15 922	2 629
8021 pt.	Dental clinics	4	2 760	1 556	398	62
805	Nursing and personal care facilities	41	113 704	54 181	12 868	3 987
8051	Skilled nursing care facilities	30	92 009	44 185	10 563	3 326
8052	Intermediate care facilities	8	(D)	(D)	(D)	FF
8059	Nursing and personal care facilities, n.e.c.	3	(D)	(D)	(D)	CC
806	Hospitals	87	3 652 021	1 600 044	389 164	58 174
8062	General medical and surgical hospitals	73	3 219 257	1 366 451	330 980	50 331
8062 pt.	General medical and surgical hospitals, nongovernment	38	2 105 440	848 713	207 072	33 759
8062 pt.	General medical and surgical hospitals, government	35	1 113 817	517 738	123 908	16 572
8063, 9	Specialty hospitals	14	432 764	233 593	58 184	7 843
8063	Psychiatric hospitals	6	136 615	95 261	23 787	3 185
8063 pt.	Psychiatric hospitals, nongovernment	2	(D)	(D)	(D)	FF
8063 pt.	Psychiatric hospitals, government	4	(D)	(D)	(D)	HH
8069	Specialty hospitals, except psychiatric	8	296 149	138 332	34 397	4 658
8069 pt.	Specialty hospitals, except psychiatric; nongovernment	8	296 149	138 332	34 397	4 658
8069 pt.	Specialty hospitals, except psychiatric; government	—	—	—	—	—
808, 9	Other health services	197	150 060	71 221	16 451	4 160
808	Home health care services	41	51 412	27 275	6 286	1 794
809	Miscellaneous health and allied services, n.e.c.	156	98 648	43 946	10 165	2 366
8092	Kidney dialysis centers	1	(D)	(D)	(D)	AA
8093	Specialty outpatient facilities, n.e.c.	134	77 009	36 371	8 499	2 042
8099	Health and allied services, n.e.c.	21	(D)	(D)	(D)	EE
8111 pt.	Legal aid societies and similar legal services	34	17 221	7 227	1 686	243
823, 4, 9	Selected educational services	106	44 107	13 072	2 935	762
823	Libraries	1	(D)	(D)	(D)	AA
824	Vocational schools	26	11 367	2 178	501	117
8243	Data processing schools	1	(D)	(D)	(D)	BB
8244	Business and secretarial schools	2	(D)	(D)	(D)	AA
8249	Vocational schools, n.e.c.	23	(D)	(D)	(D)	BB
829	Schools and educational services, n.e.c.	79	(D)	(D)	(D)	FF
83	Social services	1 126	605 298	221 375	54 622	17 258
835	Child day care services	197	40 429	22 071	5 591	2 412
832, 3, 6, 9	Other social services	929	564 869	199 304	49 031	14 846
832	Individual and family social services	424	160 198	66 604	16 412	4 944
833	Job training and vocational rehabilitation services	101	79 237	32 285	7 959	3 136
836	Residential care	198	133 986	62 585	15 349	4 348
839	Social services, n.e.c.	206	191 448	37 830	9 311	2 418
861, 2, 4, 9	Selected membership organizations	1 252	834 172	192 953	44 670	10 488
861	Business associations	285	228 251	54 747	13 358	1 894
864	Civic, social, and fraternal associations	638	182 343	53 629	11 918	4 975
862, 9	Other membership organizations	329	423 578	84 577	19 394	3 619
862	Professional membership organizations	125	116 940	33 735	7 675	1 224
869	Membership organizations, n.e.c.	204	306 638	50 842	11 719	2 395

Table 1b. Summary Statistics for Firms Exempt From Federal Income Tax for the State: 1992—Con.

[Includes only establishments with payroll. For meaning of abbreviations and symbols, see introductory text. For explanation of terms and comparability of 1987 and 1992 censuses, see appendix A]

SIC code	Kind of business or operation	Establishments (number)	Revenue (\$1,000)	Annual payroll (\$1,000)	First-quarter payroll (\$1,000)	Paid employees for pay period including March 12 (number)
873, 4 ex. 8744	Research, testing, and consulting services, except facilities support management services	107	341 035	107 662	23 559	2 597
873	Research, development, and testing services	77	319 695	99 929	21 981	2 396
8731	Commercial physical and biological research	5	(D)	(D)	(D)	GG
8732	Commercial economic, sociological, and educational research	15	(D)	(D)	(D)	CC
8733	Noncommercial research organizations	55	(D)	(D)	(D)	EE
8734	Testing laboratories	2	(D)	(D)	(D)	AA
874 ex. 8744	Management and public relations services, except facilities support management services	30	21 340	7 733	1 578	201
8741	Management services	7	5 892	2 322	394	36
8742	Management consulting services	6	7 983	4 039	870	107
8743	Public relations services	2	(D)	(D)	(D)	AA
8748	Business consulting services, n.e.c.	15	(D)	(D)	(D)	BB

Table 2a. Selected Ratios for Firms Subject to Federal Income Tax for the State: 1992

[Includes only establishments with payroll. For meaning of abbreviations and symbols, see introductory text. For explanation of terms and comparability of 1987 and 1992 censuses, see appendix A]

SIC code	Kind of business or operation	Receipts		Annual payroll per employee ¹ (dollars)	Employees per establishment ¹ (number)
		Per establishment (dollars)	Per employee ¹ (dollars)		
	Total	572 115	58 956	22 514	10
70 ex. 704	Hotels, rooming houses, camps, and other lodging places (except membership lodging)	1 101 036	37 972	10 857	29
7011	Hotels and motels	1 247 751	37 647	10 849	33
7011 pt.	Hotels	2 528 519	36 986	11 121	68
7011 pt.	Hotels, 25 guestrooms or more	3 385 200	36 989	11 176	92
7011 pt.	Hotels, less than 25 guestrooms	144 358	36 784	7 517	4
7011 pt.	Motels, motor hotels, and tourist courts	378 736	40 965	9 488	9
7011 pt.	Motels, tourist courts	312 487	41 856	9 338	7
7011 pt.	Motor hotels	801 900	38 904	9 837	21
702, 3	Other lodging places	244 912	51 086	11 182	5
702	Rooming and boarding houses	229 125	18 059	5 498	13
703	Camps and recreational vehicle parks	246 552	62 041	13 067	4
72	Personal services	200 714	33 569	10 993	6
721	Laundry, cleaning, and garment services	277 106	41 194	12 342	7
7211	Power laundries, family and commercial*	408 556	30 222	11 988	14
7213	Linen supply*	1 328 692	37 146	13 889	36
7215	Coin-operated laundries and drycleaning	333 793	75 298	10 990	4
7216	Drycleaning plants, except rug cleaning*	188 782	31 696	10 400	6
7217	Carpet and upholstery cleaning	192 219	45 337	14 951	4
7218	Industrial laundries*	1 424 050	59 459	18 752	24
7212, 9	Other laundry, cleaning, and garment services*	129 096	35 174	10 299	4
7212	Garment pressing, and agents for laundries and drycleaners	141 821	37 884	8 007	4
7219	Laundry and garment services, n.e.c.*	120 073	33 186	11 980	4
722	Photographic studios, portrait	224 365	40 737	10 945	6
723, 4	Beauty and barber shops	121 772	25 072	10 801	5
723	Beauty shops	123 032	24 925	10 668	5
724	Barber shops	97 719	29 224	14 528	3
725	Shoe repair shops and shoeshine parlors	109 111	38 062	11 147	3
726	Funeral service and crematories	545 143	78 519	17 529	7
729	Miscellaneous personal services	180 227	22 581	7 390	8
7291	Tax return preparation services	159 274	11 001	4 770	14
7299	Miscellaneous personal services, n.e.c.	187 768	33 273	9 810	6
73	Business services	801 470	52 482	20 658	15
731	Advertising	513 040	89 669	29 426	6
7311	Advertising agencies	469 119	79 769	30 172	6
7312	Outdoor advertising services	1 139 053	167 767	30 705	7
7313	Radio, television, publishers' advertising representatives	454 083	81 328	31 373	6
7319	Advertising, n.e.c.	485 133	105 464	22 923	5
732	Consumer credit reporting agencies, mercantile reporting agencies, and adjustment and collection agencies	598 368	55 883	21 415	11
7322	Adjustment and collection services	522 923	48 350	21 656	11
7323	Credit reporting services	837 585	80 802	20 616	10
733	Mailing, reproduction, commercial art and photography, and stenographic services	351 388	66 936	20 028	5
7331	Direct mail advertising services	800 013	80 101	19 658	10
7334	Photocopying and duplicating services	693 295	59 443	17 340	12
7335, 6	Commercial photography, art, and graphics	242 279	75 582	22 456	3
7335	Commercial photography	248 964	55 104	18 667	5
7336	Commercial art and graphic design	239 996	87 043	24 576	3
7338	Secretarial and court reporting services	151 378	46 059	21 395	3
734	Services to dwellings and other buildings	223 934	16 571	8 483	14
7342	Disinfecting and pest control services	294 793	48 299	20 054	6
7349	Building cleaning and maintenance services, n.e.c.	219 604	15 724	8 174	14

See footnotes at end of table.

Table 2a. **Selected Ratios for Firms Subject to Federal Income Tax for the State: 1992** — Con.

[Includes only establishments with payroll. For meaning of abbreviations and symbols, see introductory text. For explanation of terms and comparability of 1987 and 1992 censuses, see appendix A]

SIC code	Kind of business or operation	Receipts		Annual payroll per employee ¹ (dollars)	Employees per establishment ¹ (number)
		Per establishment (dollars)	Per employee ¹ (dollars)		
73	Business services—Con.				
735	Miscellaneous equipment rental and leasing -----	983 512	124 473	23 855	8
7352	Medical equipment rental and leasing -----	1 224 250	98 645	23 771	12
7353	Heavy construction equipment rental and leasing -----	698 566	110 850	23 683	6
7359	Equipment rental and leasing, n.e.c. -----	988 625	134 101	23 905	7
736	Personnel supply services -----	869 716	18 487	12 948	47
7361	Employment agencies -----	253 202	48 367	23 593	5
7363	Help supply services -----	1 180 521	17 329	12 536	68
7363 pt.	Temporary help supply -----	1 162 920	16 989	12 210	68
7363 pt.	Help supply, except temporary -----	1 340 389	20 569	15 644	65
737	Computer programming, data processing, and other computer related services -----	1 592 603	113 499	41 790	14
7371, 2, 3	Computer programming, prepackaged software, and integrated systems -----	1 833 066	121 476	46 730	15
7371	Computer programming services -----	1 614 765	114 519	46 116	14
7372	Prepackaged software -----	1 904 535	134 238	52 567	14
7373	Computer integrated systems -----	2 589 014	127 107	42 271	20
7374, 5, 6	Data processing services -----	1 664 453	80 233	29 884	21
7374, 5	Computer processing, information retrieval -----	1 705 305	83 777	30 154	20
7376	Computer facilities management services -----	1 127 933	43 606	27 095	26
7377, 8, 9	Computer rental and leasing, maintenance, and related services, n.e.c. -----	857 386	130 989	34 307	7
7377	Computer rental and leasing -----	4 069 429	438 246	48 164	9
7378	Computer maintenance and repair -----	1 001 972	122 301	32 844	8
7379	Computer related services, n.e.c. -----	417 106	78 833	32 911	5
738	Miscellaneous business services -----	608 841	40 591	16 171	15
7381, 2	Detective agencies and protective services -----	901 206	29 724	17 072	30
7381	Detective, guard, and armored car services -----	776 391	23 698	15 993	33
7382	Security systems services -----	1 500 927	80 759	26 213	19
7383	News syndicates -----	825 273	146 419	37 210	6
7384	Photofinishing laboratories* -----	529 734	68 422	19 954	8
7389	Business services, n.e.c. -----	543 473	44 417	15 173	12
7389 pt.	Sign painting shops -----	177 282	52 379	14 712	3
7389 pt.	Interior designing -----	310 974	116 110	19 623	3
7389 pt.	Telephone answering services -----	396 985	23 252	11 314	17
7389 pt.	Other business services -----	613 887	44 561	15 491	14
75	Automotive repair, services, and parking -----	402 185	79 893	17 717	5
751	Automotive rental and leasing, without drivers -----	2 053 078	147 342	17 578	14
7513	Truck rental and leasing, without drivers -----	1 583 864	195 090	22 217	8
7514, 5	Passenger car rental and leasing -----	2 418 980	134 314	16 375	18
7514	Passenger car rental -----	2 700 876	134 741	16 356	20
7515	Passenger car leasing -----	328 250	112 543	17 371	3
7519	Utility trailer and recreational vehicle rental -----	728 429	175 828	16 414	4
752	Automobile parking -----	262 186	103 002	11 113	3
753	Automotive repair shops -----	314 779	73 798	20 357	4
7532	Top, body, and upholstery repair shops and paint shops -----	363 291	69 566	21 383	5
7532 pt.	Top and body repair shops -----	373 180	69 749	21 472	5
7532 pt.	Paint shops -----	271 961	67 330	20 291	4
7538	General automotive repair shops -----	271 954	73 851	19 653	4
7538 pt.	General automotive repair shops, except diesel -----	259 540	73 206	19 486	4
7538 pt.	Diesel repair shops -----	401 646	78 530	20 864	5
7533, 4, 6, 7, 9	Other automotive repair shops -----	362 563	79 234	20 384	5
7533	Automotive exhaust system repair shops -----	395 875	84 939	22 782	5
7534	Tire retreading and repair shops -----	480 667	82 874	18 609	6
7536	Automotive glass replacement shops -----	453 991	87 363	20 857	5
7537	Automotive transmission repair shops -----	266 376	71 806	19 203	4
7539	Automotive repair shops, n.e.c. -----	317 528	72 748	20 099	4
7539 pt.	Radiator repair -----	192 936	76 847	17 661	3
7539 pt.	Brake, front end, and wheel alignment -----	435 717	77 346	22 899	6
7539 pt.	Automotive electrical and fuel system services -----	357 226	64 384	18 233	6
7539 pt.	Other automotive repair shops, n.e.c. -----	200 095	63 667	14 985	3
754	Automotive services, except repair -----	250 038	37 832	10 691	7
7542	Carwashes -----	196 947	25 284	7 791	8
7549	Automotive services, except repair and carwashes -----	294 476	52 387	14 054	6
76	Miscellaneous repair services -----	321 097	67 578	20 666	5
762	Electrical repair shops -----	353 035	62 437	21 476	6
7622	Radio and television repair shops -----	208 924	51 983	18 827	4
7623, 9	Other electrical and electronic repair shops -----	408 871	65 026	22 132	6
7623	Refrigeration and air-conditioning service and repair shops -----	416 649	109 333	29 603	4
7629	Electrical and electronic repair shops, n.e.c. -----	407 641	61 029	21 458	7
763	Watch, clock, and jewelry repair -----	96 920	51 553	10 617	2
764	Reupholstery and furniture repair -----	160 232	45 009	14 964	4
769	Miscellaneous repair and related services -----	343 164	75 249	21 121	5
7692	Welding repair -----	293 968	72 062	20 506	4
7694	Armature rewinding shops -----	767 433	105 128	29 877	7
7699	Repair shops and related services, n.e.c. -----	324 928	72 819	20 374	4
78, 79, 84	Amusement and recreation services, including motion pictures and museums -----	675 743	45 067	13 313	15
781, 2	Motion picture production, distribution, and services -----	754 316	143 320	23 293	5
783	Motion picture theaters -----	769 602	55 418	6 835	14
7832	Motion picture theaters, except drive-in -----	809 561	54 682	6 726	15
7833	Drive-in motion picture theaters -----	278 100	106 962	14 500	3
784	Video tape rental -----	236 268	43 937	8 305	5

See footnotes at end of table.

Table 2a. **Selected Ratios for Firms Subject to Federal Income Tax for the State: 1992** —Con.

[Includes only establishments with payroll. For meaning of abbreviations and symbols, see introductory text. For explanation of terms and comparability of 1987 and 1992 censuses, see appendix A]

SIC code	Kind of business or operation	Receipts		Annual payroll per employee ¹ (dollars)	Employees per establishment ¹ (number)
		Per establishment (dollars)	Per employee ¹ (dollars)		
78, 79, 84	Amusement and recreation services, including motion pictures and museums—Con.				
792	Theatrical producers (except motion picture), bands, orchestras, and entertainers -----	606 521	97 859	15 855	6
7922	Theatrical producers (except motion picture) and miscellaneous theatrical services -----	377 813	51 229	13 636	7
7929	Bands, orchestras, actors, and other entertainers and entertainment groups -----	835 229	166 353	19 116	5
793	Bowling centers -----	460 586	26 681	7 894	17
79 ex. 792, 3, 4; 84	Commercial sports and other amusement and recreation services, including museums -----	781 097	40 755	14 083	19
794	Commercial sports -----	1 624 014	87 380	61 076	19
7941	Professional sports clubs, managers, promoters -----	2 117 080	121 392	148 626	17
7948	Racing, including track operation -----	1 350 089	70 236	16 947	19
79 ex. 792, 3, 4; 84	Other amusement and recreation services, including museums -----	732 293	38 142	11 449	19
791	Dance studios, schools, and halls -----	116 691	22 543	5 872	5
7991	Physical fitness facilities -----	528 585	23 083	6 695	23
7992	Public golf courses -----	531 457	44 500	12 608	12
7993	Coin-operated amusement devices -----	344 855	87 532	19 058	4
7996	Amusement parks -----	1 751 071	24 082	8 126	73
7997	Membership sports and recreation clubs -----	931 213	46 496	14 690	20
7999, 84	Amusement and recreation services, including museums, n.e.c. -----	849 541	41 406	12 531	21
7999 pt.	Concession operators of amusement devices and rides -----	172 500	42 640	12 348	4
7999 pt.	Carnivals, circuses, and fairs -----	1 188 500	36 015	4 841	33
7999 pt., 84	Other recreation and amusements, including museums -----	869 249	41 447	12 603	21
80	Health services -----	532 887	67 599	29 694	8
801	Offices and clinics of doctors of medicine -----	676 010	101 677	50 930	7
8011 pt.	Offices of doctors of medicine -----	654 446	102 619	52 302	6
8011 pt.	General medical clinics -----	1 430 173	88 647	31 959	16
802	Offices and clinics of dentists -----	290 765	62 342	22 901	5
803	Offices and clinics of doctors of osteopathy -----	329 498	69 456	29 076	5
804	Offices and clinics of other health practitioners -----	207 888	60 585	20 776	3
8041	Offices and clinics of chiropractors -----	170 879	65 826	17 988	3
8042	Offices and clinics of optometrists -----	284 961	64 581	19 736	4
8043	Offices and clinics of podiatrists -----	215 682	64 339	21 542	3
8049	Offices and clinics of health practitioners, n.e.c. -----	210 421	53 807	23 366	4
805	Nursing and personal care facilities -----	2 322 503	32 751	14 403	71
8051	Skilled nursing care facilities -----	2 950 931	32 671	14 238	90
8052	Intermediate care facilities -----	531 963	25 740	12 446	21
8059	Nursing and personal care facilities, n.e.c. -----	469 667	76 855	41 945	6
806	Hospitals -----	17 229 769	78 592	26 232	219
8062	General medical and surgical hospitals -----	(D)	(D)	(D)	(D)
8063, 9	Specialty hospitals -----	(D)	(D)	(D)	(D)
807, 8, 9	Other health services -----	639 032	49 538	19 179	13
807	Medical and dental laboratories -----	563 593	72 790	24 744	8
8071	Medical laboratories -----	1 078 480	84 688	26 808	13
8072	Dental laboratories -----	210 734	48 762	20 574	4
808	Home health care services -----	826 339	28 612	12 793	29
809	Miscellaneous health and allied services, n.e.c. -----	628 335	59 773	23 603	11
8092	Kidney dialysis centers -----	1 909 167	83 309	33 364	23
8093	Specialty outpatient facilities, n.e.c. -----	614 941	54 761	21 234	11
8099	Health and allied services, n.e.c. -----	409 597	62 549	25 837	7
81	Legal services -----	499 518	95 476	42 006	5
823, 4, 9	Selected educational services -----	607 388	64 255	21 379	9
823	Libraries -----	(D)	(D)	(D)	(D)
824	Vocational schools -----	792 256	56 590	23 547	14
829	Schools and educational services, n.e.c. -----	(D)	(D)	(D)	(D)
83	Social services -----	249 139	26 835	11 158	9
835	Child day care services -----	201 880	19 463	8 623	10
832, 3, 6, 9	Other social services -----	305 624	38 283	15 095	8
87 ex. 8733	Engineering, accounting, research, management, and related services (except noncommercial research organizations) -----	666 751	82 753	34 965	8
871	Engineering, architectural, and surveying services -----	993 586	97 161	41 518	10
8711	Engineering services -----	1 267 135	99 633	43 734	13
8712	Architectural services -----	590 556	97 534	35 259	6
8713	Surveying services -----	272 064	55 841	24 446	5
872	Accounting, auditing, and bookkeeping services -----	313 097	60 324	26 897	5
873 ex. 8733	Research, development, and testing services (except noncommercial research organizations) -----	1 219 785	73 880	33 218	17
8731	Commercial physical and biological research -----	1 832 376	95 496	48 114	19
8732	Commercial economic, sociological, and educational research -----	842 210	58 019	20 654	15
8734	Testing laboratories -----	966 173	61 008	26 241	16
874	Management and public relations services -----	597 146	83 494	32 501	7
8741	Management services -----	866 534	72 352	30 660	12
8742	Management consulting services -----	422 483	94 346	37 795	4
8743	Public relations services -----	401 977	92 930	24 688	4
8744	Facilities support management services -----	18 552 900	89 111	31 091	208
8748	Business consulting services, n.e.c. -----	221 240	82 115	28 260	3
89	Services, n.e.c. -----	487 998	96 398	37 995	5

¹Based on number of employees for pay period including March 12.

Table 2b. Selected Ratios for Firms Exempt From Federal Income Tax for the State: 1992

[Includes only establishments with payroll. For meaning of abbreviations and symbols, see introductory text. For explanation of terms and comparability of 1987 and 1992 censuses, see appendix A]

SIC code	Kind of business or operation	Revenue		Expenses		Annual payroll per employee ¹ (dollars)	Employees per establishment ¹ (number)
		Per establishment (dollars)	Per employee ¹ (dollars)	Per establishment (dollars)	Per employee ¹ (dollars)		
	Total	1 891 510	60 363	1 768 572	56 440	23 004	31
7032, 704	Camps and membership lodging	405 014	45 217	369 500	41 252	11 732	9
792, 7991 pt., 7997, 7999 pt., 84	Selected amusement, recreation, and related services	670 020	48 987	653 395	47 772	16 017	14
8011 pt.; 8021 pt.; 805, 6, 8, 9	Selected health services	10 990 387	61 790	10 416 023	58 561	26 042	178
8011 pt., 8021 pt., 805	Clinics of doctors of medicine and dentists	5 531 508	129 500	5 303 206	124 155	26 656	43
	Nursing and personal care facilities	2 773 268	28 519	2 766 634	28 450	13 589	97
806	Hospitals	41 977 253	62 778	39 732 172	59 420	27 504	669
8062	General medical and surgical hospitals	44 099 411	63 962	41 583 055	60 312	27 149	689
8063, 9	Specialty hospitals	30 911 714	55 178	30 081 143	53 696	29 784	560
808, 9	Other health services	761 726	36 072	696 365	32 977	17 120	21
8111 pt.	Legal aid societies and similar legal services	506 500	70 868	482 529	67 514	29 741	7
823, 4, 9	Selected educational services	416 104	57 883	397 028	55 230	17 155	7
83	Social services	537 565	35 073	502 075	32 758	12 827	15
835	Child day care services	205 223	16 762	194 061	15 850	9 150	12
832, 3, 6, 9	Other social services	608 040	38 049	567 392	35 505	13 425	16
832	Individual and family social services	377 825	32 403	362 946	31 126	13 472	12
833	Job training and vocational rehabilitation services	784 525	25 267	760 188	24 483	10 295	31
836	Residential care	676 697	30 816	658 874	30 004	14 394	22
839	Social services, n.e.c.	929 359	79 176	805 738	68 644	15 645	12
861, 2, 4, 9	Selected membership organizations	666 272	79 536	563 391	67 254	18 398	8
861	Business associations	800 881	120 513	768 200	115 595	28 905	7
864	Civic, social, and fraternal associations	285 804	36 652	272 777	34 981	10 780	8
862, 9	Other membership organizations	1 287 471	117 043	949 532	86 321	23 370	11
873, 4 ex. 8744	Research, testing, and consulting services, except facilities support management services	3 187 243	131 319	3 108 364	128 069	41 456	24
873	Research, development, and testing services	4 151 883	133 429	4 064 156	130 609	41 707	31
874 ex. 8744	Management and public relations services, except facilities support management services	711 333	106 169	655 167	97 786	38 473	7

¹Based on number of employees for pay period including March 12.

Table 3a. Comparative Statistics for Firms Subject to Federal Income Tax for the State: 1992 and 1987

[Includes only establishments with payroll. For meaning of abbreviations and symbols, see introductory text. For explanation of terms and comparability of 1987 and 1992 censuses, see appendix A]

SIC code	Kind of business or operation	Establishments		Receipts			Annual payroll			Paid employees for pay period including March 12	
		1992 (number)	1987 (number)	1992 (\$1,000)	1987 (\$1,000)	Percent change 1987 to 1992	1992 (\$1,000)	1987 (\$1,000)	Percent change 1987 to 1992	1992 (number)	1987 (number)
	Total	32 878	28 596	18 809 993	11 532 807	63.1	7 183 126	4 341 825	65.4	319 052	256 147
70 ex. 704	Hotels, rooming houses, camps, and other lodging places (except membership lodging)	1 162	1 113	1 279 404	824 812	55.1	365 817	250 272	46.2	33 693	29 379
7011	Hotels and motels	992	974	1 237 769	798 383	55.0	356 704	244 242	46.0	32 878	28 803
7011 pt.	Hotels	401	354	1 013 936	602 108	68.4	304 859	197 754	54.2	27 414	22 546
7011 pt.	Hotels, 25 guestrooms or more	295	259	998 634	593 658	68.2	301 732	196 385	53.6	26 998	22 262
7011 pt.	Hotels, less than 25 guestrooms	106	95	15 302	8 450	81.1	3 127	1 369	128.4	416	284
7011 pt.	Motels, motor hotels, and tourist courts	591	620	223 833	196 275	14.0	51 845	46 488	11.5	5 464	6 257
7011 pt.	Motels, tourist courts	511	537	159 681	150 450	6.1	35 624	33 465	6.5	3 815	4 602
7011 pt.	Motor hotels	80	83	64 152	45 825	40.0	16 221	13 023	24.6	1 649	1 655
702, 3	Other lodging places	170	139	41 635	26 429	57.5	9 113	6 030	51.1	815	576
702	Rooming and boarding houses	16	21	3 666	3 034	20.8	1 116	861	29.6	203	108
703	Camps and recreational vehicle parks	154	118	37 969	23 395	62.3	7 997	5 169	54.7	612	468

Table 3a. Comparative Statistics for Firms Subject to Federal Income Tax for the State: 1992 and 1987 — Con.

[Includes only establishments with payroll. For meaning of abbreviations and symbols, see introductory text. For explanation of terms and comparability of 1987 and 1992 censuses, see appendix A]

SIC code	Kind of business or operation	Establishments		Receipts			Annual payroll			Paid employees for pay period including March 12	
		1992 (number)	1987 (number)	1992 (\$1,000)	1987 (\$1,000)	Percent change 1987 to 1992	1992 (\$1,000)	1987 (\$1,000)	Percent change 1987 to 1992	1992 (number)	1987 (number)
72	Personal services -----	3 023	2 815	606 759	431 723	40.5	198 691	146 839	35.3	18 075	16 568
721	Laundry, cleaning, and garment services ---	963	889	266 853	189 814	40.6	79 952	60 245	32.7	6 478	5 973
7211	Power laundries, family and commercial* ---	54	39	22 062	16 133	36.8	8 751	7 218	21.2	730	649
7213	Linen supply* -----	26	26	34 546	26 241	31.6	12 917	10 525	22.7	930	767
7215	Coin-operated laundries and drycleaning ---	164	166	54 742	39 905	37.2	7 990	5 889	35.7	727	599
7216	Drycleaning plants, except rug cleaning* ---	409	406	77 212	65 193	18.4	25 335	22 549	12.4	2 436	2 730
7217	Carpet and upholstery cleaning -----	196	143	37 675	17 985	109.5	12 424	5 757	115.8	831	501
7218	Industrial laundries* -----	20	20	28 481	21 536	32.2	8 982	7 738	16.1	479	575
7212, 9	Other laundry, cleaning, and garment services* -----	94	89	12 135	7 571	60.3	3 553	2 264	56.9	345	244
722	Photographic studios, portrait -----	197	165	44 200	25 121	75.9	11 875	5 273	125.2	1 085	629
723, 4	Beauty and barber shops -----	1 286	1 244	156 599	114 353	36.9	67 461	51 742	30.4	6 246	5 673
723	Beauty shops -----	1 222	1 155	150 345	108 226	38.9	64 352	48 586	32.4	6 032	5 425
724	Barber shops -----	64	89	6 254	6 127	2.1	3 109	3 156	-1.5	214	248
725	Shoe repair shops and shoeshine parlors --	45	51	4 910	3 609	36.0	1 438	1 036	38.8	129	97
726	Funeral service and crematories -----	105	110	57 240	46 058	24.3	12 779	11 690	9.3	729	793
729	Miscellaneous personal services -----	427	356	76 957	52 768	45.8	25 186	16 853	49.4	3 408	3 403
7291	Tax return preparation services -----	113	119	17 998	14 111	27.5	7 803	5 792	34.7	1 636	1 567
7299	Miscellaneous personal services, n.e.c. --	314	237	58 959	38 657	52.5	17 383	11 061	57.2	1 772	1 836
73	Business services -----	5 879	4 743	4 711 845	2 631 017	79.1	1 854 707	1 036 663	78.9	89 780	68 379
731	Advertising -----	298	278	152 886	109 333	39.8	50 172	39 092	28.3	1 705	1 797
7311	Advertising agencies -----	210	208	98 515	66 723	47.6	37 262	27 397	36.0	1 235	1 173
7312	Outdoor advertising services -----	19	17	21 642	18 204	18.9	3 961	3 105	27.6	129	150
7313	Radio, television, publishers' advertising representatives -----	24	21	10 898	4 116	164.8	4 204	1 243	238.2	134	68
7319	Advertising, n.e.c. -----	45	32	21 831	20 290	7.6	4 745	7 347	-35.4	207	406
732	Consumer credit reporting agencies, mercantile reporting agencies, and adjustment and collection agencies -----	171	153	102 321	65 693	55.8	39 211	25 216	55.5	1 831	1 598
7322	Adjustment and collection services -----	130	114	67 980	38 416	77.0	30 449	17 918	69.9	1 406	1 137
7323	Credit reporting services -----	41	39	34 341	27 277	25.9	8 762	7 298	20.1	425	461
733	Mailing, reproduction, commercial art and photography, and stenographic services ---	665	552	233 673	131 294	78.0	69 918	40 228	73.8	3 491	2 632
7331	Direct mail advertising services -----	80	61	64 001	26 529	141.2	15 707	7 773	102.1	799	570
7334	Photocopying and duplicating services ---	95	118	65 863	36 135	82.3	19 213	10 313	86.3	1 108	719
7335, 6	Commercial photography, art, and graphics -----	326	235	78 983	49 727	58.8	23 466	14 826	58.3	1 045	870
7335	Commercial photography -----	83	61	20 664	13 606	51.9	7 000	4 474	56.5	375	285
7336	Commercial art and graphic design ----	243	174	58 319	36 121	61.5	16 466	10 352	59.1	670	585
7338	Secretarial and court reporting services --	164	138	24 826	18 903	31.3	11 532	7 316	57.6	539	473
734	Services to dwellings and other buildings ---	1 007	892	225 502	183 143	23.1	115 437	96 541	19.6	13 608	12 724
7342	Disinfecting and pest control services ---	58	56	17 098	15 695	8.9	7 099	7 195	-1.3	354	428
7349	Building cleaning and maintenance services, n.e.c. -----	949	836	208 404	167 448	24.5	108 338	89 346	21.3	13 254	12 296
735	Miscellaneous equipment rental and leasing -----	426	508	418 976	241 280	73.6	80 296	46 902	71.2	3 366	2 770
7352	Medical equipment rental and leasing ----	56	26	68 558	17 381	294.4	16 521	4 017	311.3	695	178
7353	Heavy construction equipment rental and leasing -----	53	65	37 024	18 459	100.6	7 910	6 086	30.0	334	301
7359	Equipment rental and leasing, n.e.c. -----	317	417	313 394	205 440	52.5	55 865	39 049	43.1	2 337	2 425
736	Personnel supply services -----	546	365	474 865	264 308	79.7	332 601	187 934	77.0	25 687	21 052
7361	Employment agencies -----	183	192	46 336	36 938	25.4	22 602	19 689	14.8	958	1 535
7363	Help supply services -----	363	173	428 529	227 370	88.5	309 999	168 245	84.3	24 729	19 517
737	Computer programming, data processing, and other computer related services -----	1 443	870	2 298 126	1 284 267	78.9	846 168	450 668	87.8	20 248	14 675
7371, 2, 3	Computer programming, prepackaged software, and integrated systems -----	912	483	1 671 756	641 102	160.8	643 103	244 228	163.3	13 762	7 070
7371	Computer programming services -----	558	311	901 039	415 031	117.1	362 842	165 012	119.9	7 868	5 015
7372	Prepackaged software -----	213	82	405 666	101 627	299.2	158 858	42 437	274.3	3 022	1 111
7373	Computer integrated systems -----	141	90	365 051	181 490	101.1	121 403	62 272	95.0	2 872	1 776
7374, 5, 6	Data processing services -----	212	197	352 864	523 477	-32.6	131 432	169 241	-22.3	4 398	6 404
7374, 5	Computer processing, information retrieval -----	197	189	335 945	(D)	(D)	120 919	(D)	(D)	4 010	II
7376	Computer facilities management services -----	15	8	16 919	(D)	(D)	10 513	(D)	(D)	388	CC
7377, 8, 9	Computer rental and leasing, maintenance, and related services, n.e.c. -----	319	190	273 506	160 435	70.5	71 633	37 199	92.6	2 088	1 201
7377	Computer rental and leasing -----	21	24	85 458	62 678	36.3	9 392	6 193	51.7	195	177
7378	Computer maintenance and repair -----	109	73	109 215	64 750	68.7	29 330	18 173	61.4	893	615
7379	Computer related services, n.e.c. -----	189	93	78 833	33 007	138.8	32 911	12 833	156.5	1 000	409
738	Miscellaneous business services -----	1 323	1 125	805 496	417 633	92.9	320 904	150 082	113.8	19 844	11 131
7381, 2	Detective agencies and protective services -----	238	206	214 487	109 040	96.7	123 191	59 579	106.8	7 216	4 761
7381	Detective, guard, and armored car services -----	197	166	152 949	74 036	106.6	103 217	45 643	126.1	6 454	4 143
7382	Security systems services -----	41	40	61 538	35 004	75.8	19 974	13 936	43.3	762	618
7383	News syndicates -----	11	10	9 078	7 842	15.8	2 307	2 703	-14.7	62	103
7384	Photofinishing laboratories* -----	128	140	67 806	62 221	9.0	19 774	17 428	13.5	991	1 134
7389	Business services, n.e.c. -----	946	769	514 125	238 530	115.5	175 632	70 372	149.6	11 575	5 133
7389 pt.	Sign painting shops -----	39	49	6 914	7 441	-7.1	1 942	2 643	-26.5	132	155
7389 pt.	Interior designing -----	115	105	35 762	22 757	57.1	6 044	5 428	11.3	308	313
7389 pt.	Telephone answering services -----	68	83	26 995	19 459	38.7	13 135	8 503	54.5	1 161	955
7389 pt.	Other business services -----	724	532	444 454	188 873	135.3	154 511	53 798	187.2	9 974	3 710

Table 3a. Comparative Statistics for Firms Subject to Federal Income Tax for the State: 1992 and 1987 — Con.

[Includes only establishments with payroll. For meaning of abbreviations and symbols, see introductory text. For explanation of terms and comparability of 1987 and 1992 censuses, see appendix A]

SIC code	Kind of business or operation	Establishments		Receipts			Annual payroll			Paid employees for pay period including March 12	
		1992 (number)	1987 (number)	1992 (\$1,000)	1987 (\$1,000)	Percent change 1987 to 1992	1992 (\$1,000)	1987 (\$1,000)	Percent change 1987 to 1992	1992 (number)	1987 (number)
75	Automotive repair, services, and parking	2 880	2 591	1 158 292	775 203	49.4	256 857	178 147	44.2	14 498	11 981
751	Automotive rental and leasing, without drivers	167	176	342 864	243 050	41.1	40 905	34 624	18.1	2 327	2 236
7513	Truck rental and leasing, without drivers	59	66	93 448	77 058	21.3	10 642	14 094	-24.5	479	715
7514, 5	Passenger car rental and leasing	101	101	244 317	162 622	50.2	29 787	19 953	49.3	1 819	1 480
7519	Utility trailer and recreational vehicle rental	7	9	5 099	3 370	51.3	476	577	-17.5	29	41
752	Automobile parking	220	297	57 681	42 405	36.0	6 223	5 660	9.9	560	622
753	Automotive repair shops	2 076	1 822	653 481	439 792	48.6	180 265	123 173	46.4	8 855	7 510
7532	Top, body, and upholstery repair shops and paint shops	522	485	189 638	132 806	42.8	58 289	41 160	41.6	2 726	2 373
7532 pt.	Top and body repair shops	471	443	175 768	119 860	46.6	54 109	37 160	45.6	2 520	2 072
7532 pt.	Paint shops	51	42	13 870	12 946	7.1	4 180	4 000	4.5	206	301
7538	General automotive repair shops	1 099	935	298 877	187 782	59.2	79 537	50 345	58.0	4 047	3 321
7538 pt.	General automotive repair shops, except diesel	1 003	870	260 319	165 688	57.1	69 293	44 959	54.1	3 556	2 955
7538 pt.	Diesel repair shops	96	65	38 558	22 094	74.5	10 244	5 386	90.2	491	366
7533, 4, 6, 7, 9	Other automotive repair shops	455	402	164 966	119 204	38.4	42 439	31 668	34.0	2 082	1 816
7533	Automotive exhaust system repair shops	56	65	22 169	17 673	25.4	5 946	4 859	22.4	261	249
7534	Tire retreading and repair shops	30	31	14 420	11 425	26.2	3 238	1 956	65.5	174	144
7536	Automotive glass replacement shops	117	75	53 117	38 286	38.7	12 681	9 084	39.6	608	486
7537	Automotive transmission repair shops	93	105	24 773	20 344	21.8	6 625	5 743	15.4	345	346
7539	Automotive repair shops, n.e.c.	159	126	50 487	31 476	60.4	13 949	10 026	39.1	694	591
7539 pt.	Radiator repair	47	41	9 068	7 484	21.2	2 084	2 202	-5.4	118	134
7539 pt.	Brake, front end, and wheel alignment	60	48	26 143	13 661	91.4	7 740	4 856	59.4	338	267
7539 pt.	Automotive electrical and fuel system services	31	24	11 074	7 114	55.7	3 136	2 064	51.9	172	139
7539 pt.	Other automotive repair shops, n.e.c.	21	13	4 202	3 217	30.6	989	904	9.4	66	51
754	Automotive services, except repair	417	296	104 266	49 956	108.7	29 464	14 690	100.6	2 756	1 613
7542	Carwashes	190	141	37 420	19 570	91.2	11 531	5 608	105.6	1 480	815
7549	Automotive services, except repair and carwashes	227	155	66 846	30 386	120.0	17 933	9 082	97.5	1 276	798
76	Miscellaneous repair services	1 147	1 036	368 298	240 936	52.9	112 630	80 891	39.2	5 450	4 646
762	Electrical repair shops	376	297	132 741	77 365	71.6	45 658	26 470	72.5	2 126	1 490
7622	Radio and television repair shops	105	118	21 937	23 667	-7.3	7 945	8 994	-11.7	422	552
7623, 9	Other electrical and electronic repair shops	271	179	110 804	53 698	106.3	37 713	17 476	115.8	1 704	938
7623	Refrigeration and air-conditioning service and repair shops	37	37	15 416	10 282	49.9	4 174	3 592	16.2	141	189
7629	Electrical and electronic repair shops, n.e.c.	234	142	95 388	43 416	119.7	33 539	13 884	141.6	1 563	749
763	Watch, clock, and jewelry repair	25	29	2 423	2 189	10.7	499	515	-3.1	47	48
764	Reupholstery and furniture repair	125	117	20 029	15 632	28.1	6 659	5 219	27.6	445	422
769	Miscellaneous repair and related services	621	593	213 105	145 750	46.2	59 814	48 687	22.9	2 832	2 686
7692	Welding repair	63	85	18 520	16 493	12.3	5 270	4 747	11.0	257	297
7694	Armature rewinding shops	30	30	23 023	16 005	43.8	6 543	4 732	38.3	219	215
7699	Repair shops and related services, n.e.c.	528	478	171 562	113 252	51.5	48 001	39 208	22.4	2 356	2 174
78, 79, 84	Amusement and recreation services, including motion pictures and museums	2 080	1 573	1 405 545	804 776	74.7	415 219	223 095	86.1	31 188	23 134
781, 2	Motion picture production, distribution, and services	171	114	128 988	93 878	37.4	20 964	11 413	83.7	900	549
783	Motion picture theaters	133	153	102 357	71 601	43.0	12 625	10 494	20.3	1 847	1 910
7832	Motion picture theaters, except drive-in	123	133	99 576	69 074	44.2	12 248	10 072	21.6	1 821	1 872
7833	Drive-in motion picture theaters	10	20	2 781	2 527	10.1	377	422	-10.7	26	38
784	Video tape rental	302	246	71 353	37 682	89.4	13 488	8 446	59.7	1 624	1 325
792	Theatrical producers (except motion picture), bands, orchestras, and entertainers	96	71	58 226	20 144	189.0	9 434	6 129	53.9	595	395
7922	Theatrical producers (except motion picture) and miscellaneous theatrical services	48	35	18 135	12 414	46.1	4 827	3 163	52.6	354	278
7929	Bands, orchestras, actors, and other entertainers and entertainment groups	48	36	40 091	7 730	418.6	4 607	2 966	55.3	241	117
793	Bowling centers	99	108	45 598	48 282	-5.6	13 490	13 353	1.0	1 709	1 876
79 ex. 792, 3, 4, 84	Commercial sports and other amusement and recreation services, including museums	1 279	881	999 023	533 189	87.4	345 218	173 260	99.2	24 513	17 079
794	Commercial sports	70	40	113 681	73 135	55.4	79 460	34 905	127.6	1 301	878
7941	Professional sports clubs, managers, promoters	25	10	52 927	34 795	52.1	64 801	26 583	143.8	436	188
7948	Racing, including track operation	45	30	60 754	38 340	58.5	14 659	8 322	76.1	865	690
79 ex. 792, 3, 4, 84	Other amusement and recreation services, including museums	1 209	841	885 342	460 054	92.4	265 758	138 355	92.1	23 212	16 201
791	Dance studios, schools, and halls	68	38	7 935	3 934	101.7	2 067	746	177.1	352	146
7991	Physical fitness facilities	188	153	99 374	52 229	90.3	28 823	15 727	83.3	4 305	2 570
7992	Public golf courses	35	23	18 601	6 345	193.2	5 270	1 752	200.8	418	122
7993	Coin-operated amusement devices	83	65	28 623	16 625	72.2	6 232	3 283	89.8	327	258
7996	Amusement parks	14	11	24 515	18 033	35.9	8 272	5 863	41.1	1 018	302
7997	Membership sports and recreation clubs	108	125	100 571	70 958	41.7	31 774	23 823	33.4	2 163	2 042
7999, 84	Amusement and recreation services, including museums, n.e.c.	713	426	605 723	291 930	107.5	183 320	87 161	110.3	14 629	10 761

Table 3a. Comparative Statistics for Firms Subject to Federal Income Tax for the State: 1992 and 1987 — Con.

[Includes only establishments with payroll. For meaning of abbreviations and symbols, see introductory text. For explanation of terms and comparability of 1987 and 1992 censuses, see appendix A]

SIC code	Kind of business or operation	Establishments		Receipts			Annual payroll			Paid employees for pay period including March 12	
		1992 (number)	1987 (number)	1992 (\$1,000)	1987 (\$1,000)	Percent change 1987 to 1992	1992 (\$1,000)	1987 (\$1,000)	Percent change 1987 to 1992	1992 (number)	1987 (number)
80	Health services	7 012	6 424	3 736 606	2 430 710	53.7	1 641 351	1 023 354	60.4	55 276	47 664
801	Offices and clinics of doctors of medicine ..	2 698	2 739	1 823 874	1 164 875	56.6	913 577	553 758	65.0	17 938	15 379
8011 pt.	Offices of doctors of medicine	2 623	2 658	1 716 611	1 088 483	57.7	874 907	519 621	68.4	16 728	14 406
8011 pt.	General medical clinics	75	81	107 263	76 392	40.4	38 670	34 137	13.3	1 210	973
802	Offices and clinics of dentists	1 911	1 825	555 652	377 310	47.3	204 114	139 025	46.8	8 913	7 689
803	Offices and clinics of doctors of osteopathy	207	169	68 206	38 294	78.1	28 553	15 103	89.1	982	694
804	Offices and clinics of other health practitioners	1 449	1 073	301 230	177 368	69.8	103 300	56 641	82.4	4 972	3 179
8041	Offices and clinics of chiropractors	589	451	100 648	77 014	30.7	27 504	21 783	26.3	1 529	1 224
8042	Offices and clinics of optometrists	257	248	73 235	46 315	58.1	22 381	12 539	78.5	1 134	820
8043	Offices and clinics of podiatrists	88	98	18 980	12 997	46.0	6 355	4 253	49.4	295	219
8049	Offices and clinics of health practitioners, n.e.c.	515	276	108 367	41 042	164.0	47 060	18 066	160.5	2 014	916
805	Nursing and personal care facilities	175	151	406 438	235 973	72.2	178 744	108 100	65.4	12 410	11 209
8051	Skilled nursing care facilities	130	125	383 621	217 791	76.1	167 185	99 335	68.3	11 742	10 251
8052	Intermediate care facilities	27	14	14 363	11 117	29.2	6 945	5 393	28.8	558	615
8059	Nursing and personal care facilities, n.e.c.	18	12	8 454	7 065	19.7	4 614	3 372	36.8	110	343
806	Hospitals	13	14	223 987	276 645	-19.0	74 762	86 386	-13.5	2 850	4 226
807, 8, 9	Other health services	559	453	357 219	160 245	122.9	138 301	64 341	115.0	7 211	5 288
807	Medical and dental laboratories	241	241	135 826	63 777	113.0	46 172	23 649	95.2	1 866	1 458
8071	Medical laboratories	98	105	105 691	41 520	154.6	33 457	14 350	133.1	1 248	896
8072	Dental laboratories	143	136	30 135	22 257	35.4	12 715	9 299	36.7	618	562
808	Home health care services	109	82	90 071	29 883	201.4	40 273	15 009	168.3	3 148	2 435
809	Miscellaneous health and allied services, n.e.c.	209	130	131 322	66 585	97.2	51 856	25 683	101.9	2 197	1 395
8092	Kidney dialysis centers	12	6	22 910	10 007	128.9	9 175	3 922	133.9	275	175
8093	Specialty outpatient facilities, n.e.c.	135	83	83 017	38 466	115.8	32 191	14 724	118.6	1 516	637
8099	Health and allied services, n.e.c.	62	41	25 395	20 697	22.7	10 490	8 762	19.7	406	631
81	Legal services	2 644	2 371	1 320 726	972 857	35.8	581 067	404 604	43.6	13 833	12 510
823, 4, 9	Selected educational services	371	208	225 341	128 494	75.4	74 977	37 963	97.5	3 507	2 417
823	Libraries	5	2	(D)	(D)	(D)	(D)	(D)	(D)	BB	AA
824	Vocational schools	125	82	99 032	67 816	46.0	41 207	25 404	62.2	1 750	1 612
829	Schools and educational services, n.e.c.	241	124	(D)	(D)	(D)	(D)	(D)	(D)	GG	FF
83	Social services	922	759	229 706	121 378	89.2	95 511	51 342	86.0	8 560	6 097
835	Child day care services	502	460	101 344	67 244	50.7	44 898	29 382	52.8	5 207	4 268
832, 3, 6, 9	Other social services	420	299	128 362	54 134	137.1	50 613	21 960	130.5	3 353	1 829
87 ex. 8733	Engineering, accounting, research, management, and related services (except noncommercial research organizations) ..	5 357	4 507	3 571 784	2 101 303	70.0	1 509 169	880 124	71.5	43 162	32 220
871	Engineering, architectural, and surveying services	1 662	1 526	1 651 340	939 495	75.8	705 639	412 873	70.9	16 996	13 497
8711	Engineering services	1 071	939	1 357 102	755 725	79.6	595 700	338 486	76.0	13 621	10 317
8712	Architectural services	419	398	247 443	149 111	65.9	89 453	57 025	56.9	2 537	2 259
8713	Surveying services	172	189	46 795	34 659	35.0	20 486	17 362	18.0	838	921
872	Accounting, auditing, and bookkeeping services	1 750	1 511	547 920	368 577	48.7	244 306	153 696	59.0	9 083	6 884
873 ex. 8733	Research, development, and testing services (except noncommercial research organizations)	339	278	413 507	253 632	63.0	185 920	112 090	65.9	5 597	4 015
8731	Commercial physical and biological research	117	102	214 388	134 752	59.1	108 017	62 960	71.6	2 245	1 842
8732	Commercial economic, sociological, and educational research	124	101	104 434	74 824	39.6	37 177	30 097	23.5	1 800	1 367
8734	Testing laboratories	98	75	94 685	44 056	114.9	40 726	19 033	114.0	1 552	806
874	Management and public relations services ..	1 606	1 192	959 017	441 834	117.1	373 304	174 829	113.5	11 486	7 132
8741	Management services	386	349	334 482	182 336	83.4	141 742	76 304	85.8	4 623	3 425
8742	Management consulting services	774	572	327 002	180 717	80.9	130 997	69 338	88.9	3 466	2 534
8743	Public relations services	86	91	34 570	18 968	82.3	9 184	6 861	33.9	372	254
8744	Facilities support management services ..	10	8	185 529	116 624	1 016.0	64 732	7 904	719.0	2 082	1 402
8748	Business consulting services, n.e.c.	350	172	77 434	55 562	39.4	26 649	20 283	31.4	943	779
89	Services, n.e.c.	401	456	195 687	69 598	181.2	77 130	28 531	170.3	2 030	1 152

Table 3b. Comparative Statistics for Firms Exempt From Federal Income Tax for the State: 1992 and 1987

[Includes only establishments with payroll. For meaning of abbreviations and symbols, see introductory text. For explanation of terms and comparability of 1987 and 1992 censuses, see appendix A]

SIC code	Kind of business or operation	Establishments		Expenses			Annual payroll			Paid employees for pay period including March 12	
		1992 (number)	1987 (number)	1992 (\$1,000)	1987 (\$1,000)	Percent change 1987 to 1992	1992 (\$1,000)	1987 (\$1,000)	Percent change 1987 to 1992	1992 (number)	1987 (number)
	Total -----	3 331	2 780	5 891 112	3 307 858	78.1	2 401 154	1 490 017	61.1	104 379	81 202
7032, 704	Camps and membership lodging -----	70	71	25 865	22 982	12.5	7 356	6 678	10.2	627	695
792, 7991 pt., 7997, 7999 pt., 84	Selected amusement, recreation, and related services -----	248	170	162 042	92 474	75.2	54 331	34 283	58.5	3 392	2 745
792	Theatrical producers (except motion picture), bands, orchestras, and entertainers -----	62	35	57 068	(D)	(D)	18 416	(D)	(D)	1 060	GG
7991 pt., 7997	Gymnasiums, athletic clubs, and membership sports and recreation clubs -----	113	88	71 742	45 790	56.7	26 800	17 338	54.6	1 694	1 355
7999 pt. 84	Fairs -----	5	2	1 861	(D)	(D)	214	(D)	(D)	13	AA
	Museums, art galleries, and botanical and zoological gardens -----	68	45	31 371	(D)	(D)	8 901	(D)	(D)	625	EE
8011 pt.; 8021 pt.; 805, 6, 8, 9	Selected health services -----	388	342	4 041 417	2 278 745	77.4	1 797 178	1 123 650	59.9	69 012	54 324
8011 pt., 8021 pt. 805	Clinics of doctors of medicine and dentists -----	63	37	334 102	(D)	(D)	71 732	(D)	(D)	2 691	GG
806	Nursing and personal care facilities -----	41	56	113 432	(D)	(D)	54 181	(D)	(D)	3 987	HH
	Hospitals -----	87	90	3 456 699	1 977 653	74.8	1 600 044	1 013 910	57.8	58 174	45 992
808, 9	Other health services -----	197	159	137 184	84 231	62.9	71 221	42 194	68.8	4 160	3 019
808	Home health care services -----	41	25	47 349	13 317	255.6	27 275	8 395	224.9	1 794	802
809	Miscellaneous health and allied services, n.e.c. -----	156	134	89 835	70 914	26.7	43 946	33 799	30.0	2 366	2 217
8111 pt.	Legal aid societies and similar legal services -----	34	26	16 406	11 235	46.0	7 227	5 083	42.2	243	199
823, 4, 9	Selected educational services -----	106	81	42 085	19 636	114.3	13 072	6 945	88.2	762	599
83	Social services -----	1 126	819	565 337	301 366	87.6	221 375	129 334	71.2	17 258	11 827
835	Child day care services -----	197	162	38 230	16 293	134.6	22 071	9 760	126.1	2 412	1 426
832, 3, 6, 9	Other social services -----	929	657	527 107	285 073	84.9	199 304	119 574	66.7	14 846	10 401
861, 2, 4, 9	Selected membership organizations -----	1 252	1 184	705 365	410 068	72.0	192 953	123 436	56.3	10 488	8 494
861	Business associations -----	285	232	218 937	96 541	126.8	54 747	33 796	62.0	1 894	1 484
864	Civic, social, and fraternal associations -----	638	658	174 032	113 320	53.6	53 629	35 182	52.4	4 975	4 065
862, 9	Other membership organizations -----	329	294	312 396	200 207	56.0	84 577	54 458	55.3	3 619	2 945
873, 4 ex. 8744	Research, testing, and consulting services, except facilities support management services -----	107	87	332 595	171 352	94.1	107 662	60 608	77.6	2 597	2 319
873	Research, development, and testing services -----	77	68	312 940	159 746	95.9	99 929	56 231	77.7	2 396	2 157
8731	Commercial physical and biological research -----	5	14	(D)	(D)	(D)	(D)	(D)	(D)	GG	GG
8732	Commercial economic, sociological, and educational research -----	15	7	(D)	(D)	(D)	(D)	(D)	(D)	CC	BB
8733	Noncommercial research organizations -----	55	45	(D)	(D)	(D)	(D)	(D)	(D)	EE	EE
8734	Testing laboratories -----	2	2	(D)	(D)	(D)	(D)	(D)	(D)	AA	AA
874 ex. 8744	Management and public relations services, except facilities support management services -----	30	19	19 655	11 606	69.4	7 733	4 377	76.7	201	162

Table 4. Summary Statistics for Firms Subject to Federal Income Tax for Counties and for

[Includes only establishments with payroll. For meaning of abbreviations and symbols, see introductory text. For explanation of terms and comparability of 1987 and 1992 censuses, see

Geographic area	Establishments (number)	Receipts (\$1,000)	Annual payroll (\$1,000)	First-quarter payroll (\$1,000)	Paid employees for pay period including March 12 (number)	Selected kind-of-business or operation groups							
						Hotels, rooming houses, camps, and other lodging places (except membership lodging) (SIC 70 ex. 704)		Personal services (SIC 72)		Business services (SIC 73)		Automotive repair, services, and parking (SIC 75)	
						Number	Receipts (\$1,000)	Number	Receipts (\$1,000)	Number	Receipts (\$1,000)	Number	Receipts (\$1,000)
1 Jefferson County -----	4 085	1 858 441	725 224	163 215	30 759	46	42 191	456	67 206	768	488 987	311	94 599
2 Arvada (part) ▲ -----	554	201 849	83 913	18 935	3 665	—	—	73	(D)	96	(D)	54	18 646
3 Broomfield (part) ▲ -----	16	5 175	2 498	472	182	—	—	2	(D)	5	2 428	2	(D)
4 Edgewater -----	20	8 316	2 694	550	161	—	—	4	(D)	3	(D)	2	(D)
5 Golden -----	293	211 183	84 688	17 266	2 573	11	3 877	21	2 900	53	47 945	22	6 245
6 Lakewood -----	1 510	728 277	298 333	68 488	12 403	17	18 895	163	21 862	271	195 442	133	37 857
7 Littleton (part) ▲ -----	54	9 518	3 575	962	138	—	—	6	1 115	17	2 964	1	(D)
8 Westminster (part) ▲ -----	64	22 095	8 538	1 912	728	—	—	17	2 679	11	5 034	3	1 252
9 Wheat Ridge -----	505	242 004	94 453	21 161	3 844	7	6 028	49	10 642	67	56 296	39	13 306
10 Balance of county -----	1 069	430 024	146 532	33 469	7 065	11	13 391	121	(D)	245	148 056	55	15 908
11 Kiowa County -----	6	658	128	20	10	1	(D)	1	(D)	—	—	1	(D)
12 Kit Carson County -----	46	9 994	2 469	571	199	6	4 092	5	315	1	(D)	8	1 197
13 Burlington -----	33	7 899	2 027	471	149	5	(D)	4	(D)	1	(D)	6	(D)
14 Balance of county -----	13	2 095	442	100	50	1	(D)	1	(D)	1	(D)	2	(D)
15 Lake County -----	43	7 808	2 300	664	266	9	1 785	7	750	2	(D)	3	371
16 Leadville -----	34	5 890	1 775	418	177	7	(D)	5	(D)	2	(D)	3	371
17 Balance of county -----	9	1 918	525	246	89	2	(D)	2	(D)	—	—	—	—
18 La Plata County -----	437	149 000	51 082	11 618	3 767	64	53 386	32	4 133	60	13 210	23	7 896
19 Durango -----	374	123 955	43 195	10 084	3 070	47	36 688	30	(D)	54	12 587	16	6 264
20 Balance of county -----	63	25 045	7 887	1 534	697	17	16 698	2	(D)	6	623	7	1 632
21 Larimer County -----	1 826	653 937	251 533	51 643	13 128	101	41 295	171	26 103	292	116 207	150	52 037
22 Berthoud -----	10	2 777	1 132	233	81	—	—	1	(D)	3	(D)	1	(D)
23 Estes Park -----	149	35 575	9 297	1 687	740	52	18 780	13	1 505	10	2 436	10	1 559
24 Fort Collins -----	1 068	433 895	173 178	35 394	8 161	14	11 124	102	17 239	166	71 615	80	34 918
25 Loveland -----	390	126 528	51 894	11 074	3 094	10	1 662	50	7 124	61	30 511	35	7 066
26 Balance of county -----	209	55 162	16 032	3 255	1 052	25	9 729	5	(D)	52	(D)	24	(D)
27 Las Animas County -----	78	14 937	3 966	882	359	7	4 011	9	1 158	7	539	8	1 460
28 Trinidad -----	70	13 853	3 710	818	327	6	(D)	9	1 158	5	(D)	7	(D)
29 Balance of county -----	8	1 084	256	64	32	1	(D)	—	—	2	(D)	1	(D)
30 Lincoln County -----	21	3 558	729	174	110	8	1 734	1	(D)	1	(D)	6	997
31 Logan County -----	122	37 324	12 261	2 843	737	6	3 154	15	1 852	9	1 887	14	3 987
32 Sterling -----	108	32 557	11 220	2 600	653	5	(D)	15	1 852	9	1 887	10	1 939
33 Balance of county -----	14	4 767	1 041	243	84	1	(D)	—	—	—	—	4	2 048
34 Mesa County -----	789	373 652	144 328	29 580	6 558	28	25 424	86	12 967	121	51 582	72	23 550
35 Fruita -----	19	3 873	973	208	61	1	(D)	5	322	3	837	1	(D)
36 Grand Junction -----	632	341 292	134 203	27 134	5 848	20	22 788	60	10 991	94	45 993	61	22 008
37 Balance of county -----	138	28 487	9 152	2 238	649	7	(D)	21	1 654	24	4 752	10	(D)
38 Mineral County -----	13	2 191	495	61	21	9	1 840	1	(D)	—	—	1	(D)
39 Moffat County -----	82	16 987	5 334	1 186	433	10	2 759	7	754	5	(D)	11	1 738
40 Craig -----	81	(D)	(D)	(D)	EE	—	2 759	7	754	5	(D)	10	(D)
41 Balance of county -----	1	(D)	(D)	(D)	AA	—	—	—	—	—	—	1	(D)
42 Montezuma County -----	143	42 334	11 789	2 075	703	25	12 228	12	2 938	10	1 562	20	5 531
43 Cortez -----	102	27 270	8 410	1 717	566	15	8 163	10	(D)	8	(D)	9	2 442
44 Balance of county -----	41	15 064	3 379	358	137	10	4 065	2	(D)	2	(D)	11	3 089
45 Montrose County -----	214	50 168	15 418	3 285	1 026	17	4 352	22	2 493	24	4 837	20	5 247
46 Montrose -----	178	44 729	14 000	2 979	883	15	(D)	16	2 110	18	(D)	17	4 726
47 Balance of county -----	36	5 439	1 418	306	143	2	(D)	6	383	6	(D)	3	521
48 Morgan County -----	136	60 882	19 924	4 659	1 392	10	3 108	16	1 808	17	7 379	19	3 759
49 Brush -----	31	18 653	5 724	1 416	352	2	(D)	6	720	3	(D)	4	(D)
50 Fort Morgan -----	96	40 335	13 797	3 146	1 013	8	(D)	10	1 088	13	6 642	13	2 507
51 Balance of county -----	9	1 894	403	97	27	—	—	—	—	1	(D)	2	(D)
52 Otero County -----	116	20 975	6 349	1 404	436	8	1 457	15	1 780	11	1 007	11	2 190
53 La Junta -----	70	14 057	4 300	960	268	6	(D)	9	1 341	5	693	5	1 270
54 Rocky Ford -----	22	3 205	821	151	57	1	(D)	5	(D)	1	(D)	2	(D)
55 Balance of county -----	24	3 713	1 228	293	111	1	(D)	1	(D)	5	(D)	4	(D)
56 Ouray County -----	38	7 093	1 898	293	104	22	5 039	—	—	3	163	1	(D)
57 Park County -----	34	5 232	1 086	182	63	6	2 249	4	148	2	(D)	5	727
58 Phillips County -----	21	2 202	761	191	77	2	(D)	4	252	1	(D)	2	(D)
59 Pitkin County -----	388	260 580	86 127	25 208	5 204	52	(D)	22	5 201	75	23 859	12	5 677
60 Aspen -----	310	197 836	66 413	18 832	3 815	38	49 709	19	(D)	57	17 307	11	(D)
61 Balance of county -----	78	62 744	19 714	6 376	1 389	14	(D)	3	(D)	18	6 552	1	(D)
62 Prowers County -----	98	22 913	6 938	1 542	522	10	3 091	18	1 961	10	1 163	17	5 590
63 Lamar -----	87	19 433	5 924	1 294	435	9	(D)	16	(D)	8	(D)	15	(D)
64 Balance of county -----	11	3 480	1 014	248	87	1	(D)	2	(D)	2	(D)	2	(D)
65 Pueblo County -----	823	331 720	119 309	28 133	7 558	22	11 474	86	17 655	94	57 055	92	18 147
66 Pueblo -----	760	316 942	115 460	27 253	7 251	18	(D)	83	17 403	86	56 148	76	15 157
67 Balance of county -----	63	14 778	3 849	880	307	4	(D)	3	252	8	907	16	2 990
68 Rio Blanco County -----	26	4 242	1 399	303	97	6	737	—	—	3	628	4	732
69 Rio Grande County -----	96	16 095	4 411	996	370	14	3 363	13	1 558	5	(D)	10	1 348
70 Monte Vista -----	64	10 570	3 203	767	264	3	(D)	10	(D)	4	270	7	1 115
71 Balance of county -----	32	5 525	1 208	229	106	11	(D)	3	(D)	1	(D)	3	233
72 Routt County -----	216	103 995	27 666	8 663	2 555	29	54 829	12	2 534	30	5 860	16	4 469
73 Steamboat Springs -----	185	95 819	25 535	8 167	2 385	21	52 708	10	(D)	28	(D)	12	2 842
74 Balance of county -----	31	8 176	2 131	496	170	8	2 121	2	(D)	2	(D)	4	1 627
75 Saguache County -----	9	2 090	436	85	38	—	—	1	(D)	1	(D)	—	—
76 San Juan County -----	7	(D)	(D)	(D)	AA	5	(D)	—	—	—	—	—	—
77 San Miguel County -----	70	29 943	9 505	1 727	413	13	4 325	3	500	9	6 898	4	720
78 Sedgwick County -----	18	2 047	526	130	59	3	(D)	3	386	—	—	2	(D)
79 Summit County -----	295	257 821	78 109	26 616	8 051	26	163 669	22	6 971	49	8 125	18	4 821
80 Teller County -----	115	71 001	20 736	3 196	1 072	7	2 751	7	522	16	2 229	9	2 284
81 Woodland Park -----	61	11 015	3 688	688	219	1	(D)	6	(D)	10	1 740	7	(D)
82 Balance of county -----	54	59 986	17 048	2 508	853	6	(D)	1	(D)	6	489	2	(D)

Places With 2,500 Inhabitants or More: 1992 —Con.

appendix A. For information on geographic areas followed by ▲, see appendix F]

Selected kind-of-business or operation groups —Con.														
Miscellaneous repair services (SIC 76)		Amusement and recreation services, including motion pictures and museums (SIC 78, 79, 84)		Health services (SIC 80)		Legal services (SIC 81)		Selected educational services (SIC 823, 4, 9)		Social services (SIC 83)		Engineering, accounting, research, management, and related services (except noncommercial research organizations) (SIC 87 ex. 8733)		
Number	Receipts (\$1,000)	Number	Receipts (\$1,000)	Number	Receipts (\$1,000)	Number	Receipts (\$1,000)	Number	Receipts (\$1,000)	Number	Receipts (\$1,000)	Number	Receipts (\$1,000)	
136	31 281	198	119 612	870	418 201	192	57 791	59	28 071	156	36 097	799	414 103	1
20	3 597	26	10 347	138	(D)	23	(D)	2	(D)	29	(D)	87	(D)	2
1	(D)	1	(D)	1	(D)	1	(D)	—	—	—	—	3	555	3
2	(D)	3	1 693	2	(D)	—	—	—	—	3	992	—	—	4
6	909	16	(D)	38	14 634	15	7 654	3	(D)	8	1 446	85	84 767	5
51	9 250	61	33 695	322	166 024	84	29 280	18	12 387	59	15 873	298	163 893	6
1	(D)	1	(D)	6	(D)	2	(D)	—	—	4	(D)	14	1 734	7
1	(D)	7	(D)	8	1 581	—	—	2	(D)	3	(D)	10	2 285	8
18	7 359	22	5 060	185	101 613	33	6 960	7	3 562	11	2 127	62	27 734	9
36	9 338	61	32 743	170	76 204	34	7 420	27	9 731	39	9 165	240	73 (D)	10
—	—	—	—	1	(D)	1	(D)	—	—	—	—	1	(D)	11
2	(D)	5	308	10	2 224	6	1 088	—	—	—	—	3	(D)	12
1	(D)	2	(D)	8	(D)	5	(D)	—	—	—	—	2	(D)	13
1	(D)	3	(D)	2	(D)	1	(D)	—	—	—	—	1	(D)	14
2	(D)	6	1 811	6	1 934	4	211	—	—	—	—	4	293	15
2	(D)	3	(D)	6	1 934	4	211	—	—	—	—	2	(D)	16
—	—	3	(D)	—	—	—	—	—	—	—	—	2	(D)	17
12	2 879	37	7 875	90	34 162	30	7 750	2	(D)	17	1 275	64	15 621	18
9	1 884	28	6 910	85	33 332	29	(D)	2	(D)	14	(D)	56	13 146	19
3	995	9	965	5	830	1	(D)	—	—	3	(D)	8	2 475	20
59	12 019	122	43 464	444	207 280	84	23 923	24	2 737	70	16 500	281	104 006	21
—	—	1	(D)	1	(D)	1	(D)	—	—	—	—	2	(D)	22
3	(D)	16	2 937	13	2 786	7	(D)	—	—	3	(D)	21	3 987	23
28	5 608	60	22 410	296	150 533	58	19 826	18	2 323	49	13 193	182	80 195	24
13	2 181	24	11 967	119	49 510	17	3 109	3	(D)	14	2 388	39	8 608	25
15	(D)	21	(D)	15	(D)	1	(D)	3	(D)	4	(D)	37	(D)	26
4	(D)	7	620	25	5 437	6	578	—	—	—	—	5	(D)	27
3	(D)	6	(D)	23	(D)	6	578	—	—	—	—	5	(D)	28
1	(D)	1	(D)	2	(D)	—	—	—	—	—	—	—	(D)	29
1	(D)	—	—	1	(D)	1	(D)	—	—	1	(D)	1	(D)	30
5	(D)	11	1 432	35	15 090	9	(D)	—	—	1	(D)	16	3 830	31
3	(D)	8	(D)	34	(D)	9	(D)	—	—	1	(D)	13	3 705	32
2	(D)	3	(D)	1	(D)	—	—	—	—	3	(D)	3	125	33
43	10 990	43	11 621	204	95 305	45	23 383	5	792	25	5 198	108	111 289	34
—	—	2	(D)	4	1 368	—	—	—	—	—	—	2	(D)	35
28	8 559	29	(D)	179	85 796	41	22 840	5	792	20	4 185	88	106 575	36
15	2 431	12	(D)	21	8 141	4	543	—	—	5	1 013	18	(D)	37
—	—	2	(D)	—	—	—	—	—	—	—	—	—	—	38
4	519	5	422	22	6 904	6	600	—	—	2	(D)	10	2 366	39
4	519	5	422	22	6 904	6	600	—	—	2	(D)	10	2 366	40
—	—	—	—	—	—	—	—	—	—	—	—	—	—	41
8	1 438	9	4 764	27	7 119	7	1 192	3	801	4	(D)	16	2 782	42
6	(D)	8	(D)	21	5 552	7	1 192	1	(D)	3	(D)	14	(D)	43
2	(D)	1	(D)	6	1 567	—	—	2	(D)	1	(D)	2	(D)	44
3	(D)	13	2 118	64	20 420	15	2 764	—	—	9	712	25	5 766	45
3	(D)	8	1 865	59	18 590	15	2 764	—	—	4	248	22	5 583	46
—	—	5	253	5	1 830	—	—	—	—	5	464	3	183	47
6	(D)	12	2 153	32	26 318	12	1 795	1	(D)	2	(D)	9	3 142	48
—	—	3	(D)	5	3 356	5	692	—	—	2	(D)	1	(D)	49
4	(D)	8	(D)	27	22 962	7	1 103	1	(D)	—	—	5	923	50
2	(D)	1	(D)	—	—	—	—	—	—	—	—	3	(D)	51
5	914	6	677	38	9 514	7	1 127	—	—	4	402	11	1 907	52
4	(D)	4	(D)	24	5 598	5	(D)	—	—	2	(D)	6	1 383	53
1	(D)	1	(D)	7	1 698	1	(D)	—	—	—	—	3	(D)	54
—	—	1	(D)	7	2 218	1	(D)	—	—	2	(D)	2	(D)	55
—	—	4	596	1	(D)	2	(D)	—	—	1	(D)	3	346	56
1	(D)	5	806	3	(D)	1	(D)	—	—	2	(D)	5	290	57
—	—	1	(D)	6	1 099	1	(D)	—	—	1	(D)	3	209	58
12	1 380	50	78 718	40	15 272	38	14 319	4	(D)	6	(D)	74	34 053	59
9	930	35	64 398	33	13 336	35	13 877	4	(D)	5	289	63	26 753	60
3	450	15	14 320	7	1 936	3	442	—	—	1	(D)	11	7 300	61
1	(D)	7	(D)	17	5 947	7	1 928	—	—	2	(D)	9	1 961	62
1	(D)	5	(D)	15	(D)	7	1 928	—	—	2	(D)	9	1 961	63
2	—	2	(D)	2	(D)	—	—	—	—	—	—	—	—	64
41	16 747	60	27 755	271	145 036	62	14 296	7	(D)	21	5 058	65	13 754	65
35	12 441	49	25 889	264	143 232	62	14 296	7	(D)	19	(D)	60	12 861	66
6	4 306	11	1 866	7	1 804	—	—	—	—	2	(D)	5	893	67
1	(D)	2	(D)	4	755	3	(D)	—	—	—	—	3	582	68
9	821	9	843	15	4 550	11	1 202	—	—	1	(D)	8	1 824	69
8	(D)	7	(D)	10	3 573	8	1 055	—	—	1	(D)	5	(D)	70
1	(D)	2	(D)	5	977	3	147	—	—	—	—	3	(D)	71
8	(D)	33	7 096	26	9 794	20	5 034	1	(D)	7	871	32	12 366	72
2	666	28	6 277	22	9 188	19	(D)	1	(D)	7	871	29	11 883	73
6	(D)	5	819	4	606	1	(D)	—	—	—	—	3	483	74
2	(D)	—	—	1	(D)	1	(D)	—	—	—	—	3	(D)	75
—	—	2	(D)	—	—	—	—	—	—	—	—	—	—	76
—	—	14	4 690	5	940	3	(D)	—	—	1	(D)	16	9 754	77
2	(D)	2	(D)	3	401	1	(D)	—	—	1	(D)	1	(D)	78
14	2 813	72	46 643	27	6 905	12	3 200	—	—	3	(D)	49	12 279	79
3	288	37	55 431	12	2 592	2	(D)	—	—	5	577	15	3 187	80
1	(D)	7	1 399	12	2 592	2	(D)	—	—	4	(D)	11	2 425	81
2	(D)	30	54 032	—	—	—	—	—	—	1	(D)	4	762	82

Table 4. Summary Statistics for Firms Subject to Federal Income Tax for Counties and for

[Includes only establishments with payroll. For meaning of abbreviations and symbols, see introductory text. For explanation of terms and comparability of 1987 and 1992 censuses, see

	Geographic area	Estab-lish-ments (number)	Receipts (\$1,000)	Annual payroll (\$1,000)	First-quarter payroll (\$1,000)	Paid employees for pay period including March 12 (number)	Selected kind-of-business or operation groups							
							Hotels, rooming houses, camps, and other lodging places (except membership lodging) (SIC 70 ex. 704)		Personal services (SIC 72)		Business services (SIC 73)		Automotive repair, services, and parking (SIC 75)	
							Number	Receipts (\$1,000)	Number	Receipts (\$1,000)	Number	Receipts (\$1,000)	Number	Receipts (\$1,000)
1	Washington County -----	13	1 190	273	64	22	1	(D)	3	320	1	(D)	4	402
2	Weld County -----	779	270 753	91 337	20 277	5 587	13	7 162	91	15 572	113	58 450	99	25 304
3	Brighton (part) ▲-----	3	(D)	(D)	(D)	BB	--	--	--	--	--	--	1	(D)
4	Broomfield (part) ▲-----	--	--	--	--	--	--	--	--	--	--	--	--	--
5	Evans -----	19	4 961	1 206	258	112	3	2 309	4	108	3	(D)	2	(D)
6	Fort Lupton -----	37	5 674	1 609	346	107	--	--	3	(D)	3	317	6	1 157
7	Greeley -----	541	213 901	73 420	16 087	4 375	5	(D)	67	12 894	80	52 327	50	14 592
8	Longmont (part) ▲-----	14	2 397	776	182	85	2	(D)	1	(D)	4	320	4	1 092
9	Northglenn (part) ▲-----	--	--	--	--	--	--	--	--	--	--	--	--	--
10	Thornton (part) ▲-----	--	--	--	--	--	--	--	--	--	--	--	--	--
11	Windsor -----	29	5 564	2 203	452	157	--	--	3	(D)	7	1 417	1	(D)
12	Balance of county -----	136	(D)	(D)	(D)	FF	3	(D)	13	1 627	16	(D)	35	7 324
13	Yuma County -----	66	13 089	3 771	916	326	4	411	9	986	2	(D)	10	2 657
14	Yuma -----	28	5 684	1 325	303	128	2	(D)	3	81	--	--	7	1 967
15	Balance of county -----	38	7 405	2 446	613	198	2	(D)	6	905	2	(D)	3	690

Places With 2,500 Inhabitants or More: 1992 —Con.

appendix A. For information on geographic areas followed by ▲, see appendix F]

Selected kind-of-business or operation groups —Con.													
Miscellaneous repair services (SIC 76)		Amusement and recreation services, including motion pictures and museums (SIC 78, 79, 84)		Health services (SIC 80)		Legal services (SIC 81)		Selected educational services (SIC 823, 4, 9)		Social services (SIC 83)		Engineering, accounting, research, management, and related services (except noncommercial research organizations) (SIC 87 ex. 8733)	
Number	Receipts (\$1,000)	Number	Receipts (\$1,000)	Number	Receipts (\$1,000)	Number	Receipts (\$1,000)	Number	Receipts (\$1,000)	Number	Receipts (\$1,000)	Number	Receipts (\$1,000)
—	—	—	—	1	(D)	1	(D)	—	—	—	—	2	(D) 1
43	12 764	54	17 917	178	95 871	58	8 980	4	2 234	23	5 977	98	20 014
1	(D)	1	(D)	—	—	—	—	—	—	—	—	—	2
—	—	—	—	—	—	—	—	—	—	—	—	—	3
1	(D)	—	—	1	(D)	—	—	—	—	1	(D)	4	704
4	(D)	3	475	11	2 345	2	(D)	—	—	—	—	4	438
24	(D)	32	11 105	137	83 130	55	8 734	3	(D)	18	5 395	66	14 182
—	—	—	—	—	—	—	—	—	—	—	—	—	—
1	(D)	—	—	—	—	—	—	—	—	—	—	2	(D) 8
—	—	—	—	—	—	—	—	—	—	—	—	—	—
—	—	—	—	—	—	—	—	—	—	—	—	—	—
1	(D)	5	277	7	1 881	—	—	—	—	—	—	5	635
11	1 628	13	(D)	22	(D)	1	(D)	1	(D)	4	(D)	17	(D) 12
—	—	—	—	—	—	—	—	—	—	—	—	—	—
10	1 723	6	744	12	4 964	4	350	—	—	1	(D)	8	955
5	501	3	543	6	2 278	1	(D)	—	—	—	—	1	(D)
5	1 222	3	201	6	2 686	3	(D)	—	—	1	(D)	7	(D) 15

Table 5. Summary Statistics for Firms Subject to Federal Income Tax for Places With 350 Establishments or More: 1992

[Includes only establishments with payroll. For meaning of abbreviations and symbols, see introductory text. For explanation of terms and comparability of 1987 and 1992 censuses, see appendix A. For information on geographic areas followed by ▲, see appendix F]

SIC code	Geographic area and kind of business or operation	Establishments (number)	Receipts (\$1,000)	Annual payroll (\$1,000)	First-quarter payroll (\$1,000)	Paid employees for pay period including March 12 (number)
	ARVADA ▲					
	Total	569	208 043	86 063	19 356	3 764
70 ex. 704	Hotels, rooming houses, camps, and other lodging places (except membership lodging)					
	Hotels and motels	—	—	—	—	—
7011	Hotels	—	—	—	—	—
7011 pt.	Motels, motor hotels, and tourist courts	—	—	—	—	—
702, 3	Other lodging places	—	—	—	—	—
72	Personal services	74	11 500	4 056	940	370
721	Laundry, cleaning, and garment services	23	4 054	1 182	280	111
7211	Power laundries, family and commercial*	—	—	—	—	—
7213	Linen supply*	—	—	—	—	—
7215	Coin-operated laundries and drycleaning	1	(D)	(D)	(D)	AA
7216	Drycleaning plants, except rug cleaning*	15	3 163	980	231	89
7217	Carpet and upholstery cleaning	5	675	163	36	13
7218	Industrial laundriers*	—	—	—	—	—
7212, 9	Other laundry, cleaning, and garment services*	2	(D)	(D)	(D)	AA
722	Photographic studios, portrait	1	(D)	(D)	(D)	AA
723, 4	Beauty and barber shops	36	4 642	2 221	531	191
723	Beauty shops	34	(D)	(D)	(D)	CC
724	Barber shops	2	(D)	(D)	(D)	AA
725	Shoe repair shops and shoeshine parlors	—	—	—	—	—
726	Funeral service and crematories	2	(D)	(D)	(D)	AA
729	Miscellaneous personal services	12	2 352	592	115	62
73	Business services	99	28 000	15 614	3 545	691
731	Advertising	2	(D)	(D)	(D)	AA
732	Consumer credit reporting agencies, mercantile reporting agencies, and adjustment and collection agencies	6	2 540	1 236	250	65
733	Mailing, reproduction, commercial art and photography, and stenographic services	7	519	119	33	21
734	Services to dwellings and other buildings	29	3 077	1 400	373	183
735	Miscellaneous equipment rental and leasing	7	(D)	(D)	(D)	BB
736	Personnel supply services	5	(D)	(D)	(D)	CC
737	Computer programming, data processing, and other computer related services	14	2 145	653	136	27
7371, 2, 3	Computer programming, prepackaged software, and integrated systems	11	1 683	510	100	22
7374, 5, 6	Data processing services	1	(D)	(D)	(D)	AA
7377, 8, 9	Computer rental and leasing, maintenance, and related services, n.e.c.	2	(D)	(D)	(D)	AA
738	Miscellaneous business services	29	(D)	(D)	(D)	CC
75	Automotive repair, services, and parking	58	19 607	5 692	1 267	282
751	Automotive rental and leasing, without drivers	1	(D)	(D)	(D)	AA
752	Automobile parking	—	—	—	—	—
753	Automotive repair shops	49	16 944	4 941	1 104	212
7532	Top, body, and upholstery repair shops and paint shops	13	4 663	1 490	331	65
7538	General automotive repair shops	18	5 417	1 507	345	74
7533, 4, 6, 7, 9	Other automotive repair shops	18	6 864	1 944	428	73
754	Automotive services, except repair	8	(D)	(D)	(D)	BB
76	Miscellaneous repair services	20	3 597	762	163	47
762	Electrical repair shops	6	883	133	31	8
7622	Radio and television repair shops	3	(D)	(D)	(D)	AA
7623, 9	Other electrical and electronic repair shops	3	(D)	(D)	(D)	AA
763	Watch, clock, and jewelry repair	1	(D)	(D)	(D)	AA
764	Reupholstery and furniture repair	4	371	92	29	12
769	Miscellaneous repair and related services	9	(D)	(D)	(D)	BB
78, 79, 84	Amusement and recreation services, including motion pictures and museums	26	10 347	2 501	598	324
781, 2	Motion picture production, distribution, and services	3	261	85	22	3
783	Motion picture theaters	2	(D)	(D)	(D)	BB
784	Video tape rental	7	2 224	355	106	52
792	Theatrical producers (except motion picture), bands, orchestras, and entertainers	1	(D)	(D)	(D)	AA
793	Bowling centers	3	(D)	(D)	(D)	BB
79 ex. 792, 3, 84	Commercial sports and other amusement and recreation services, including museums	10	2 924	1 059	200	158
80	Health services	140	56 154	25 515	5 524	972
801	Offices and clinics of doctors of medicine	35	20 527	10 700	2 191	248
802	Offices and clinics of dentists	56	19 069	7 389	1 573	296
803	Offices and clinics of doctors of osteopathy	7	2 623	1 432	313	39
804	Offices and clinics of other health practitioners	33	8 017	2 827	624	112
805	Nursing and personal care facilities	2	(D)	(D)	(D)	BB
806	Hospitals	—	—	—	—	—
807, 8, 9	Other health services	7	(D)	(D)	(D)	CC
81	Legal services	24	6 197	2 326	651	73
823, 4, 9	Selected educational services	2	(D)	(D)	(D)	AA

Table 5. Summary Statistics for Firms Subject to Federal Income Tax for Places With 350 Establishments or More: 1992 — Con.

[Includes only establishments with payroll. For meaning of abbreviations and symbols, see introductory text. For explanation of terms and comparability of 1987 and 1992 censuses, see appendix A. For information on geographic areas followed by ▲, see appendix F]

SIC code	Geographic area and kind of business or operation	Establishments (number)	Receipts (\$1,000)	Annual payroll (\$1,000)	First-quarter payroll (\$1,000)	Paid employees for pay period including March 12 (number)
ARVADA ▲—Con.						
83	Social services	30	5 261	1 860	388	232
835	Child day care services	19	3 635	1 521	323	174
832, 3, 6, 9	Other social services	11	1 626	339	65	58
87 ex. 8733	Engineering, accounting, research, management, and related services (except noncommercial research organizations)	90	65 427	27 259	6 186	762
871	Engineering, architectural, and surveying services	29	33 013	13 494	3 026	276
872	Accounting, auditing, and bookkeeping services	25	(D)	(D)	(D)	BB
873 ex. 8733	Research, development, and testing services (except noncommercial research organizations)	7	(D)	(D)	(D)	EE
874	Management and public relations services	29	8 271	4 247	787	158
89	Services, n.e.c.	6	(D)	(D)	(D)	AA
AURORA ▲						
	Total	1 621	814 599	292 025	65 987	14 103
70 ex. 704	Hotels, rooming houses, camps, and other lodging places (except membership lodging)	18	18 867	5 079	1 139	472
7011	Hotels and motels	17	(D)	(D)	(D)	EE
7011 pt.	Hotels	5	(D)	(D)	(D)	EE
7011 pt.	Motels, motor hotels, and tourist courts	12	(D)	(D)	(D)	BB
702, 3	Other lodging places	1	(D)	(D)	(D)	AA
72	Personal services	203	29 356	9 682	2 400	1 113
721	Laundry, cleaning, and garment services	77	9 284	2 799	695	275
7211	Power laundries, family and commercial*	2	(D)	(D)	(D)	AA
7213	Linen supply*	1	(D)	(D)	(D)	AA
7215	Coin-operated laundries and drycleaning	9	1 130	259	47	30
7216	Drycleaning plants, except rug cleaning*	39	5 084	1 433	365	147
7217	Carpet and upholstery cleaning	21	2 107	717	161	66
7218	Industrial laundriers*	2	(D)	(D)	(D)	AA
7212, 9	Other laundry, cleaning, and garment services*	3	182	46	12	7
722	Photographic studios, portrait	15	3 759	1 060	172	83
723, 4	Beauty and barber shops	80	9 890	3 945	906	377
723	Beauty shops	74	9 280	3 646	831	360
724	Barber shops	6	610	299	75	17
725	Shoe repair shops and shoeshine parlors	4	256	35	4	5
726	Funeral service and crematories	—	—	—	—	—
729	Miscellaneous personal services	27	6 167	1 843	623	373
73	Business services	336	192 646	64 258	14 324	3 690
731	Advertising	11	2 949	812	171	34
732	Consumer credit reporting agencies, mercantile reporting agencies, and adjustment and collection agencies	15	16 573	4 554	1 070	188
733	Mailing, reproduction, commercial art and photography, and stenographic services	30	31 036	5 253	1 246	222
734	Services to dwellings and other buildings	70	8 392	2 812	615	355
735	Miscellaneous equipment rental and leasing	25	20 042	4 325	972	184
736	Personnel supply services	29	19 150	12 579	2 757	1 200
737	Computer programming, data processing, and other computer related services	76	65 239	22 084	4 861	660
7371, 2, 3	Computer programming, prepackaged software, and integrated systems	43	41 653	14 789	3 273	339
7374, 5, 6	Data processing services	9	(D)	(D)	(D)	CC
7377, 8, 9	Computer rental and leasing, maintenance, and related services, n.e.c.	24	(D)	(D)	(D)	BB
738	Miscellaneous business services	80	29 265	11 839	2 632	847
75	Automotive repair, services, and parking	148	56 694	15 562	3 794	824
751	Automotive rental and leasing, without drivers	7	5 621	801	188	47
752	Automobile parking	—	—	—	—	—
753	Automotive repair shops	119	43 730	12 802	3 070	589
7532	Top, body, and upholstery repair shops and paint shops	29	18 146	5 921	1 473	240
7538	General automotive repair shops	64	14 765	3 957	879	209
7533, 4, 6, 7, 9	Other automotive repair shops	26	10 819	2 924	718	140
754	Automotive services, except repair	22	7 343	1 959	536	188
76	Miscellaneous repair services	61	11 649	3 404	833	190
762	Electrical repair shops	25	5 613	1 886	474	106
7622	Radio and television repair shops	13	2 111	877	238	50
7623, 9	Other electrical and electronic repair shops	12	3 502	1 009	236	56
763	Watch, clock, and jewelry repair	3	(D)	(D)	(D)	AA
764	Reupholstery and furniture repair	8	713	232	42	16
769	Miscellaneous repair and related services	25	(D)	(D)	(D)	BB

Table 5. Summary Statistics for Firms Subject to Federal Income Tax for Places With 350 Establishments or More: 1992 — Con.

[Includes only establishments with payroll. For meaning of abbreviations and symbols, see introductory text. For explanation of terms and comparability of 1987 and 1992 censuses, see appendix A. For information on geographic areas followed by ▲, see appendix F]

SIC code	Geographic area and kind of business or operation	Establishments (number)	Receipts (\$1,000)	Annual payroll (\$1,000)	First-quarter payroll (\$1,000)	Paid employees for pay period including March 12 (number)
	AURORA ▲—Con.					
78, 79, 84	Amusement and recreation services, including motion pictures and museums	92	69 176	12 806	2 917	1 311
781, 2	Motion picture production, distribution, and services	5	(D)	(D)	(D)	BB
783	Motion picture theaters	9	10 436	1 343	365	172
784	Video tape rental	16	6 465	1 041	258	103
792	Theatrical producers (except motion picture), bands, orchestras, and entertainers	5	394	118	5	14
793	Bowling centers	6	(D)	(D)	(D)	CC
79 ex. 792, 3; 84	Commercial sports and other amusement and recreation services, including museums	51	29 627	7 831	1 607	826
80	Health services	414	297 201	117 749	25 949	3 865
801	Offices and clinics of doctors of medicine	159	101 799	50 274	10 144	921
802	Offices and clinics of dentists	129	41 278	16 328	3 646	603
803	Offices and clinics of doctors of osteopathy	15	7 247	3 185	660	64
804	Offices and clinics of other health practitioners	72	17 818	6 336	1 414	286
805	Nursing and personal care facilities	7	22 514	11 002	2 551	714
806	Hospitals	2	(D)	(D)	(D)	FF
807, 8, 9	Other health services	30	(D)	(D)	(D)	EE
81	Legal services	56	15 920	7 198	1 309	189
823, 4, 9	Selected educational services	16	4 840	1 363	215	39
83	Social services	63	18 998	7 819	1 788	689
835	Child day care services	48	10 782	4 484	1 053	532
832, 3, 6, 9	Other social services	15	8 216	3 335	735	157
87 ex. 8733	Engineering, accounting, research, management, and related services (except noncommercial research organizations)	204	97 924	46 679	11 251	1 701
871	Engineering, architectural, and surveying services	48	54 848	28 595	6 912	650
872	Accounting, auditing, and bookkeeping services	73	16 504	6 969	1 649	222
873 ex. 8733	Research, development, and testing services (except noncommercial research organizations)	20	9 214	3 060	802	214
874	Management and public relations services	63	17 358	8 055	1 888	615
89	Services, n.e.c.	10	1 328	426	68	20
	BOULDER					
	Total	1 584	1 072 855	414 062	94 043	15 327
70 ex. 704	Hotels, rooming houses, camps, and other lodging places (except membership lodging)	19	23 505	5 968	1 372	570
7011	Hotels and motels	18	(D)	(D)	(D)	FF
7011 pt.	Hotels	8	(D)	(D)	(D)	EE
7011 pt.	Motels, motor hotels, and tourist courts	10	(D)	(D)	(D)	CC
702, 3	Other lodging places	1	(D)	(D)	(D)	AA
72	Personal services	118	20 562	7 488	1 905	732
721	Laundry, cleaning, and garment services	33	5 718	1 510	371	154
7211	Power laundries, family and commercial*	1	(D)	(D)	(D)	AA
7213	Linen supply*	—	—	—	—	—
7215	Coin-operated laundries and drycleaning	10	1 176	268	58	41
7216	Drycleaning plants, except rug cleaning*	19	4 125	1 134	288	104
7217	Carpet and upholstery cleaning	—	—	—	—	—
7218	Industrial laundriers*	1	(D)	(D)	(D)	AA
7212, 9	Other laundry, cleaning, and garment services*	2	(D)	(D)	(D)	AA
722	Photographic studios, portrait	7	935	150	34	18
723, 4	Beauty and barber shops	59	10 221	4 640	1 142	361
723	Beauty shops	57	(D)	(D)	(D)	EE
724	Barber shops	2	(D)	(D)	(D)	AA
725	Shoe repair shops and shoeshine parlors	5	(D)	(D)	(D)	AA
726	Funeral service and crematories	—	—	—	—	—
729	Miscellaneous personal services	14	(D)	(D)	(D)	CC
73	Business services	373	438 760	157 776	36 623	6 309
731	Advertising	11	4 768	1 955	367	49
732	Consumer credit reporting agencies, mercantile reporting agencies, and adjustment and collection agencies	5	1 840	585	138	34
733	Mailing, reproduction, commercial art and photography, and stenographic services	67	18 203	5 648	1 271	304
734	Services to dwellings and other buildings	31	4 757	2 569	529	289
735	Miscellaneous equipment rental and leasing	8	4 574	1 429	309	62
736	Personnel supply services	37	37 013	25 321	5 185	1 575
737	Computer programming, data processing, and other computer related services	140	292 441	85 128	20 790	1 928
7371, 2, 3	Computer programming, prepackaged software, and integrated systems	110	147 132	56 594	14 199	1 261
7374, 5, 6	Data processing services	9	(D)	(D)	(D)	EE
7377, 8, 9	Computer rental and leasing, maintenance, and related services, n.e.c.	21	(D)	(D)	(D)	EE
738	Miscellaneous business services	74	75 164	35 141	8 034	2 068

Table 5. Summary Statistics for Firms Subject to Federal Income Tax for Places With 350 Establishments or More: 1992 — Con.

[Includes only establishments with payroll. For meaning of abbreviations and symbols, see introductory text. For explanation of terms and comparability of 1987 and 1992 censuses, see appendix A. For information on geographic areas followed by ▲, see appendix F]

SIC code	Geographic area and kind of business or operation	Establishments (number)	Receipts (\$1,000)	Annual payroll (\$1,000)	First-quarter payroll (\$1,000)	Paid employees for pay period including March 12 (number)
BOULDER—Con.						
75	Automotive repair, services, and parking -----	95	32 421	9 156	2 092	459
751	Automotive rental and leasing, without drivers -----	5	(D)	(D)	(D)	AA
752	Automobile parking -----	—	—	—	—	—
753	Automotive repair shops -----	70	25 545	7 633	1 761	322
7532	Top, body, and upholstery repair shops and paint shops -----	10	5 605	1 817	429	61
7538	General automotive repair shops -----	46	15 014	4 563	1 042	204
7533, 4, 6, 7, 9	Other automotive repair shops -----	14	4 926	1 253	290	57
754	Automotive services, except repair -----	20	(D)	(D)	(D)	CC
76	Miscellaneous repair services -----	25	5 951	1 718	389	88
762	Electrical repair shops -----	9	1 528	501	127	29
7622	Radio and television repair shops -----	6	571	161	38	11
7623, 9	Other electrical and electronic repair shops -----	3	957	340	89	18
763	Watch, clock, and jewelry repair -----	1	(D)	(D)	(D)	AA
764	Reupholstery and furniture repair -----	4	396	121	20	7
769	Miscellaneous repair and related services -----	11	(D)	(D)	(D)	BB
78, 79, 84	Amusement and recreation services, including motion pictures and museums -----	76	34 752	8 767	1 391	779
781, 2	Motion picture production, distribution, and services -----	12	3 107	774	149	32
783	Motion picture theaters -----	5	(D)	(D)	(D)	CC
784	Video tape rental -----	5	3 079	648	175	57
792	Theatrical producers (except motion picture), bands, orchestras, and entertainers -----	6	(D)	(D)	(D)	AA
793	Bowling centers -----	1	(D)	(D)	(D)	AA
79 ex. 792, 3, 84	Commercial sports and other amusement and recreation services, including museums -----	47	21 139	6 400	868	561
80	Health services -----	309	130 686	63 702	13 322	2 050
801	Offices and clinics of doctors of medicine -----	93	62 894	38 127	7 662	732
802	Offices and clinics of dentists -----	90	25 826	9 380	2 099	391
803	Offices and clinics of doctors of osteopathy -----	3	(D)	(D)	(D)	AA
804	Offices and clinics of other health practitioners -----	105	19 034	5 745	1 276	270
805	Nursing and personal care facilities -----	3	15 092	6 685	1 545	432
806	Hospitals -----	—	—	—	—	—
807, 8, 9	Other health services -----	15	(D)	(D)	(D)	CC
81	Legal services -----	147	59 714	23 291	5 075	615
823, 4, 9	Selected educational services -----	24	59 957	11 604	2 872	436
83	Social services -----	32	7 211	3 534	802	372
835	Child day care services -----	20	3 860	1 881	429	250
832, 3, 6, 9	Other social services -----	12	3 351	1 653	373	122
87 ex. 8733	Engineering, accounting, research, management, and related services (except noncommercial research organizations) -----	336	242 194	114 154	26 917	2 738
871	Engineering, architectural, and surveying services -----	123	75 982	32 016	7 081	848
872	Accounting, auditing, and bookkeeping services -----	83	14 919	6 595	1 610	313
873 ex. 8733	Research, development, and testing services (except noncommercial research organizations) -----	42	102 169	53 688	12 356	1 091
874	Management and public relations services -----	88	49 124	21 855	5 870	486
89	Services, n.e.c. -----	30	17 142	6 904	1 283	179
COLORADO SPRINGS						
	Total -----	3 128	1 723 348	708 742	160 347	31 772
70 ex. 704	Hotels, rooming houses, camps, and other lodging places (except membership lodging) -----	75	(D)	(D)	(D)	HH
7011	Hotels and motels -----	70	140 502	43 576	9 485	3 618
7011 pt.	Hotels -----	25	121 514	39 271	8 578	3 239
7011 pt.	Hotels, 25 guestrooms or more -----	21	(D)	(D)	(D)	HH
7011 pt.	Hotels, less than 25 guestrooms -----	4	(D)	(D)	(D)	AA
7011 pt.	Motels, motor hotels, and tourist courts -----	45	18 988	4 305	907	379
7011 pt.	Motels, tourist courts -----	36	9 702	1 913	388	189
7011 pt.	Motor hotels -----	9	9 286	2 392	519	190
702, 3	Other lodging places -----	5	(D)	(D)	(D)	AA
702	Rooming and boarding houses -----	2	(D)	(D)	(D)	AA
703	Camps and recreational vehicle parks -----	3	441	55	3	4

Table 5. Summary Statistics for Firms Subject to Federal Income Tax for Places With 350 Establishments or More: 1992 — Con.

[Includes only establishments with payroll. For meaning of abbreviations and symbols, see introductory text. For explanation of terms and comparability of 1987 and 1992 censuses, see appendix A. For information on geographic areas followed by ▲, see appendix F]

SIC code	Geographic area and kind of business or operation	Establishments (number)	Receipts (\$1,000)	Annual payroll (\$1,000)	First-quarter payroll (\$1,000)	Paid employees for pay period including March 12 (number)
COLORADO SPRINGS—Con.						
72	Personal services	295	58 271	21 166	4 813	2 051
721	Laundry, cleaning, and garment services	99	23 482	9 089	1 936	750
7211	Power laundries, family and commercial*	8	2 932	1 201	275	111
7213	Linen supply*	2	(D)	(D)	(D)	CC
7215	Coin-operated laundries and drycleaning	18	(D)	(D)	(D)	BB
7216	Drycleaning plants, except rug cleaning*	43	8 926	2 891	631	264
7217	Carpet and upholstery cleaning	21	(D)	(D)	(D)	BB
7218	Industrial launderers*	—	—	—	—	—
7212, 9	Other laundry, cleaning, and garment services*	7	797	365	91	36
7212	Garment pressing, and agents for laundries and drycleaners	—	—	—	—	—
7219	Laundry and garment services, n.e.c.*	7	797	365	91	36
722	Photographic studios, portrait	16	(D)	(D)	(D)	BB
723, 4	Beauty and barber shops	126	15 786	7 532	1 646	750
723	Beauty shops	118	(D)	(D)	(D)	FF
724	Barber shops	8	(D)	(D)	(D)	BB
725	Shoe repair shops and shoeshine parlors	4	308	64	18	7
726	Funeral service and crematories	5	(D)	(D)	(D)	BB
729	Miscellaneous personal services	45	(D)	(D)	(D)	EE
7291	Tax return preparation services	8	(D)	(D)	(D)	CC
7299	Miscellaneous personal services, n.e.c.	37	(D)	(D)	(D)	CC
73	Business services	525	456 624	208 625	48 355	9 731
731	Advertising	24	(D)	(D)	(D)	CC
7311	Advertising agencies	17	7 890	3 963	706	167
7312	Outdoor advertising services	1	(D)	(D)	(D)	AA
7313	Radio, television, publishers' advertising representatives	1	(D)	(D)	(D)	AA
7319	Advertising, n.e.c.	5	(D)	(D)	(D)	BB
732	Consumer credit reporting agencies, mercantile reporting agencies, and adjustment and collection agencies	19	5 909	2 213	523	137
7322	Adjustment and collection services	15	4 883	1 785	405	103
7323	Credit reporting services	4	1 026	428	118	34
733	Mailing, reproduction, commercial art and photography, and stenographic services	45	(D)	(D)	(D)	CC
7331	Direct mail advertising services	7	(D)	(D)	(D)	BB
7334	Photocopying and duplicating services	8	4 186	1 215	312	79
7335, 6	Commercial photography, art, and graphics	19	1 922	518	106	38
7335	Commercial photography	7	919	215	46	17
7336	Commercial art and graphic design	12	1 003	303	60	21
7338	Secretarial and court reporting services	11	(D)	(D)	(D)	BB
734	Services to dwellings and other buildings	112	20 958	9 820	2 226	1 510
7342	Disinfecting and pest control services	5	1 650	539	83	26
7349	Building cleaning and maintenance services, n.e.c.	107	19 308	9 281	2 143	1 484
735	Miscellaneous equipment rental and leasing	42	25 652	6 870	1 555	310
7352	Medical equipment rental and leasing	6	6 149	1 029	222	41
7353	Heavy construction equipment rental and leasing	4	(D)	(D)	(D)	BB
7359	Equipment rental and leasing, n.e.c.	32	(D)	(D)	(D)	CC
736	Personnel supply services	51	(D)	(D)	(D)	GG
7361	Employment agencies	18	(D)	(D)	(D)	CC
7363	Help supply services	33	46 183	34 170	7 711	2 392
7363 pt.	Temporary help supply	31	(D)	(D)	(D)	GG
7363 pt.	Help supply, except temporary	2	(D)	(D)	(D)	BB
737	Computer programming, data processing, and other computer related services	121	266 369	117 371	27 885	2 682
7371, 2, 3	Computer programming, prepackaged software, and integrated systems	86	245 211	106 589	25 450	2 376
7371	Computer programming services	59	(D)	(D)	(D)	GG
7372	Prepackaged software	14	(D)	(D)	(D)	CC
7373	Computer integrated systems	13	(D)	(D)	(D)	CC
7374, 5, 6	Data processing services	15	14 949	8 361	1 844	234
7374, 5	Computer processing, information retrieval	14	(D)	(D)	(D)	CC
7376	Computer facilities management services	1	(D)	(D)	(D)	CC
7377, 8, 9	Computer rental and leasing, maintenance, and related services, n.e.c.	20	6 209	2 421	591	72
7377	Computer rental and leasing	1	(D)	(D)	(D)	AA
7378	Computer maintenance and repair	9	(D)	(D)	(D)	BB
7379	Computer related services, n.e.c.	10	(D)	(D)	(D)	BB
738	Miscellaneous business services	111	(D)	(D)	(D)	GG
7381, 2	Detective agencies and protective services	21	(D)	(D)	(D)	FF
7381	Detective, guard, and armored car services	20	(D)	(D)	(D)	FF
7382	Security systems services	1	(D)	(D)	(D)	BB
7383	News syndicates	1	(D)	(D)	(D)	AA
7384	Photofinishing laboratories*	9	2 308	604	125	45
7389	Business services, n.e.c.	80	46 058	17 120	3 767	1 280
7389 pt.	Sign painting shops	3	(D)	(D)	(D)	AA
7389 pt.	Interior designing	10	(D)	(D)	(D)	BB
7389 pt.	Telephone answering services	4	1 065	413	102	44
7389 pt.	Other business services	63	39 933	15 970	3 463	1 182

Table 5. Summary Statistics for Firms Subject to Federal Income Tax for Places With 350 Establishments or More: 1992 — Con.

[Includes only establishments with payroll. For meaning of abbreviations and symbols, see introductory text. For explanation of terms and comparability of 1987 and 1992 censuses, see appendix A. For information on geographic areas followed by ▲, see appendix F]

SIC code	Geographic area and kind of business or operation	Establishments (number)	Receipts (\$1,000)	Annual payroll (\$1,000)	First-quarter payroll (\$1,000)	Paid employees for pay period including March 12 (number)
COLORADO SPRINGS—Con.						
75	Automotive repair, services, and parking -----	257	(D)	(D)	(D)	GG
751	Automotive rental and leasing, without drivers -----	15	(D)	(D)	(D)	BB
7513	Truck rental and leasing, without drivers -----	4	(D)	(D)	(D)	AA
7514, 5	Passenger car rental and leasing -----	11	9 605	1 320	262	70
7514	Passenger car rental -----	11	9 605	1 320	262	70
7515	Passenger car leasing -----	—	—	—	—	—
7519	Utility trailer and recreational vehicle rental -----	—	—	—	—	—
752	Automobile parking -----	4	(D)	(D)	(D)	BB
753	Automotive repair shops -----	191	63 527	17 460	3 981	889
7532	Top, body, and upholstery repair shops and paint shops -----	63	(D)	(D)	(D)	EE
7532 pt.	Top and body repair shops -----	61	(D)	(D)	(D)	EE
7532 pt.	Paint shops -----	2	(D)	(D)	(D)	AA
7538	General automotive repair shops -----	87	22 753	6 422	1 504	364
7538 pt.	General automotive repair shops, except diesel -----	83	(D)	(D)	(D)	EE
7538 pt.	Diesel repair shops -----	4	(D)	(D)	(D)	BB
7533, 4, 6, 7, 9	Other automotive repair shops -----	41	(D)	(D)	(D)	CC
7533	Automotive exhaust system repair shops -----	6	1 797	432	96	25
7534	Tire retreading and repair shops -----	4	(D)	(D)	(D)	BB
7536	Automotive glass replacement shops -----	7	3 916	815	203	34
7537	Automotive transmission repair shops -----	6	(D)	(D)	(D)	BB
7539	Automotive repair shops, n.e.c. -----	18	(D)	(D)	(D)	CC
7539 pt.	Radiator repair -----	3	(D)	(D)	(D)	AA
7539 pt.	Brake, front end, and wheel alignment -----	11	7 360	2 091	522	95
7539 pt.	Automotive electrical and fuel system services -----	3	254	58	21	9
7539 pt.	Other automotive repair shops, n.e.c. -----	1	(D)	(D)	(D)	AA
754	Automotive services, except repair -----	47	12 564	3 617	867	361
7542	Carwashes -----	21	(D)	(D)	(D)	CC
7549	Automotive services, except repair and carwashes -----	26	(D)	(D)	(D)	CC
76	Miscellaneous repair services -----	101	32 766	10 557	2 463	529
762	Electrical repair shops -----	40	16 431	5 799	1 309	274
7622	Radio and television repair shops -----	10	2 580	500	125	37
7623, 9	Other electrical and electronic repair shops -----	30	13 851	5 299	1 184	237
7623	Refrigeration and air-conditioning service and repair shops -----	5	(D)	(D)	(D)	AA
7629	Electrical and electronic repair shops, n.e.c. -----	25	(D)	(D)	(D)	CC
763	Watch, clock, and jewelry repair -----	4	257	61	13	6
764	Reupholstery and furniture repair -----	10	1 472	313	71	34
769	Miscellaneous repair and related services -----	47	14 606	4 384	1 070	215
7692	Welding repair -----	3	523	134	25	8
7694	Armature rewinding shops -----	2	(D)	(D)	(D)	AA
7699	Repair shops and related services, n.e.c. -----	42	(D)	(D)	(D)	CC
78, 79, 84	Amusement and recreation services, including motion pictures and museums -----	161	82 421	20 504	4 549	1 882
781, 2	Motion picture production, distribution, and services -----	8	(D)	(D)	(D)	BB
783	Motion picture theaters -----	15	12 541	1 511	354	208
7832	Motion picture theaters, except drive-in -----	15	12 541	1 511	354	208
7833	Drive-in motion picture theaters -----	—	—	—	—	—
784	Video tape rental -----	28	6 381	923	216	120
792	Theatrical producers (except motion picture), bands, orchestras, and entertainers -----	9	(D)	(D)	(D)	CC
7922	Theatrical producers (except motion picture) and miscellaneous theatrical services -----	7	(D)	(D)	(D)	BB
7929	Bands, orchestras, actors, and other entertainers and entertainment groups -----	2	(D)	(D)	(D)	BB
793	Bowling centers -----	9	(D)	(D)	(D)	CC
79 ex. 792, 3; 84	Commercial sports and other amusement and recreation services, including museums -----	92	51 638	14 542	2 812	1 233
794	Commercial sports -----	6	(D)	(D)	(D)	BB
7941	Professional sports clubs, managers, promoters -----	4	(D)	(D)	(D)	BB
7948	Racing, including track operation -----	2	(D)	(D)	(D)	BB
79 ex. 792, 3, 4; 84	Other amusement and recreation services, including museums -----	86	(D)	(D)	(D)	GG
791	Dance studios, schools, and halls -----	7	1 314	330	59	40
7991	Physical fitness facilities -----	16	(D)	(D)	(D)	EE
7992	Public golf courses -----	1	(D)	(D)	(D)	AA
7993	Coin-operated amusement devices -----	7	(D)	(D)	(D)	BB
7996	Amusement parks -----	2	(D)	(D)	(D)	BB
7997	Membership sports and recreation clubs -----	10	17 529	6 636	1 219	429
7999, 84	Amusement and recreation services, including museums, n.e.c. -----	43	(D)	(D)	(D)	EE
7999 pt.	Concession operators of amusement devices and rides -----	1	(D)	(D)	(D)	AA
7999 pt.	Carnivals, circuses, and fairs -----	—	—	—	—	—
7999 pt., 84	Other recreation and amusements, including museums -----	42	(D)	(D)	(D)	EE

Table 5. Summary Statistics for Firms Subject to Federal Income Tax for Places With 350 Establishments or More: 1992 — Con.

[Includes only establishments with payroll. For meaning of abbreviations and symbols, see introductory text. For explanation of terms and comparability of 1987 and 1992 censuses, see appendix A. For information on geographic areas followed by ▲, see appendix F]

SIC code	Geographic area and kind of business or operation	Establishments (number)	Receipts (\$1,000)	Annual payroll (\$1,000)	First-quarter payroll (\$1,000)	Paid employees for pay period including March 12 (number)
COLORADO SPRINGS—Con.						
80	Health services	835	431 148	195 846	41 381	6 400
801	Offices and clinics of doctors of medicine	314	202 596	109 190	21 742	2 092
8011 pt.	Offices of doctors of medicine	302	188 328	103 473	20 584	1 901
8011 pt.	General medical clinics	12	14 268	5 717	1 158	191
802	Offices and clinics of dentists	211	71 761	25 392	5 733	1 185
803	Offices and clinics of doctors of osteopathy	36	(D)	(D)	(D)	CC
804	Offices and clinics of other health practitioners	182	41 474	15 910	3 621	770
8041	Offices and clinics of chiropractors	82	13 731	4 369	1 061	248
8042	Offices and clinics of optometrists	17	6 557	2 322	526	106
8043	Offices and clinics of podiatrists	14	3 730	1 445	270	56
8049	Offices and clinics of health practitioners, n.e.c.	69	17 456	7 774	1 764	360
805	Nursing and personal care facilities	17	29 324	12 282	2 961	937
8051	Skilled nursing care facilities	9	28 007	11 719	2 801	873
8052	Intermediate care facilities	8	1 317	563	160	64
8059	Nursing and personal care facilities, n.e.c.	—	—	—	—	—
806	Hospitals	3	(D)	(D)	(D)	EE
8062	General medical and surgical hospitals	—	—	—	—	—
8063, 9	Specialty hospitals	3	(D)	(D)	(D)	EE
807, 8, 9	Other health services	72	(D)	(D)	(D)	FF
807	Medical and dental laboratories	27	(D)	(D)	(D)	CC
8071	Medical laboratories	15	(D)	(D)	(D)	BB
8072	Dental laboratories	12	3 334	2 060	473	75
808	Home health care services	12	13 870	6 219	1 437	468
809	Miscellaneous health and allied services, n.e.c.	33	(D)	(D)	(D)	CC
8092	Kidney dialysis centers	2	(D)	(D)	(D)	BB
8093	Specialty outpatient facilities, n.e.c.	20	7 176	2 633	583	97
8099	Health and allied services, n.e.c.	11	(D)	(D)	(D)	BB
81	Legal services	300	96 744	34 531	7 862	1 064
823, 4, 9	Selected educational services	40	18 799	6 679	1 576	338
823	Libraries	—	—	—	—	—
824	Vocational schools	13	(D)	(D)	(D)	CC
829	Schools and educational services, n.e.c.	27	(D)	(D)	(D)	CC
83	Social services	117	28 232	11 151	2 624	1 045
835	Child day care services	56	11 738	5 342	1 239	650
832, 3, 6, 9	Other social services	61	16 494	5 809	1 385	395
87 ex. 8733	Engineering, accounting, research, management, and related services (except noncommercial research organizations)	407	283 238	129 740	31 318	3 662
871	Engineering, architectural, and surveying services	134	105 061	49 396	11 332	1 225
8711	Engineering services	86	(D)	(D)	(D)	FF
8712	Architectural services	36	16 937	6 817	1 441	169
8713	Surveying services	12	(D)	(D)	(D)	CC
872	Accounting, auditing, and bookkeeping services	144	28 329	11 428	2 506	495
873 ex. 8733	Research, development, and testing services (except noncommercial research organizations)	31	74 303	35 893	9 339	795
8731	Commercial physical and biological research	13	(D)	(D)	(D)	FF
8732	Commercial economic, sociological, and educational research	12	(D)	(D)	(D)	BB
8734	Testing laboratories	6	6 691	4 270	970	114
874	Management and public relations services	98	75 545	33 023	8 141	1 147
8741	Management services	25	9 524	5 040	1 185	234
8742	Management consulting services	50	19 406	9 425	1 978	328
8743	Public relations services	3	(D)	(D)	(D)	BB
8744	Facilities support management services	4	(D)	(D)	(D)	EE
8748	Business consulting services, n.e.c.	16	(D)	(D)	(D)	BB
89	Services, n.e.c.	15	(D)	(D)	(D)	BB
DENVER (Coextensive with Denver County, CO; see table 6.)						
DURANGO						
Total		374	123 955	43 195	10 084	3 070
70 ex. 704	Hotels, rooming houses, camps, and other lodging places (except membership lodging)	47	36 688	10 383	3 271	1 290
7011	Hotels and motels	41	34 991	9 984	3 223	1 283
7011 pt.	Hotels	9	(D)	(D)	(D)	GG
7011 pt.	Motels, motor hotels, and tourist courts	32	(D)	(D)	(D)	CC
702, 3	Other lodging places	6	1 697	399	48	7

Table 5. Summary Statistics for Firms Subject to Federal Income Tax for Places With 350 Establishments or More: 1992 — Con.

[Includes only establishments with payroll. For meaning of abbreviations and symbols, see introductory text. For explanation of terms and comparability of 1987 and 1992 censuses, see appendix A. For information on geographic areas followed by ▲, see appendix F.]

SIC code	Geographic area and kind of business or operation	Establishments (number)	Receipts (\$1,000)	Annual payroll (\$1,000)	First-quarter payroll (\$1,000)	Paid employees for pay period including March 12 (number)
DURANGO—Con.						
72	Personal services -----	30	(D)	(D)	(D)	CC
721	Laundry, cleaning, and garment services -----	9	(D)	(D)	(D)	BB
7211	Power laundries, family and commercial* -----	1	(D)	(D)	(D)	AA
7213	Linen supply* -----	—	—	—	—	—
7215	Coin-operated laundries and drycleaning -----	1	(D)	(D)	(D)	AA
7216	Drycleaning plants, except rug cleaning* -----	3	(D)	(D)	(D)	BB
7217	Carpet and upholstery cleaning -----	2	(D)	(D)	(D)	AA
7218	Industrial laundriers* -----	—	—	—	—	—
7212, 9	Other laundry, cleaning, and garment services* -----	2	(D)	(D)	(D)	AA
722	Photographic studios, portrait -----	4	549	89	10	9
723, 4	Beauty and barber shops -----	12	1 126	433	103	39
723	Beauty shops -----	12	1 126	433	103	39
724	Barber shops -----	—	—	—	—	—
725	Shoe repair shops and shoeshine parlors -----	—	—	—	—	—
726	Funeral service and crematories -----	1	(D)	(D)	(D)	AA
729	Miscellaneous personal services -----	4	(D)	(D)	(D)	AA
73	Business services -----	54	12 587	4 609	1 117	461
731	Advertising -----	4	355	53	16	5
732	Consumer credit reporting agencies, mercantile reporting agencies, and adjustment and collection agencies -----	2	(D)	(D)	(D)	AA
733	Mailing, reproduction, commercial art and photography, and stenographic services -----	1	(D)	(D)	(D)	AA
734	Services to dwellings and other buildings -----	19	1 872	667	149	65
735	Miscellaneous equipment rental and leasing -----	4	(D)	(D)	(D)	BB
736	Personnel supply services -----	4	1 721	1 118	262	261
737	Computer programming, data processing, and other computer related services -----	10	3 168	1 471	437	46
7371, 2, 3	Computer programming, prepackaged software, and integrated systems -----	8	(D)	(D)	(D)	BB
7374, 5, 6	Data processing services -----	1	(D)	(D)	(D)	AA
7377, 8, 9	Computer rental and leasing, maintenance, and related services, n.e.c. -----	1	(D)	(D)	(D)	AA
738	Miscellaneous business services -----	10	(D)	(D)	(D)	BB
75	Automotive repair, services, and parking -----	16	6 264	1 025	232	72
751	Automotive rental and leasing, without drivers -----	5	(D)	(D)	(D)	BB
752	Automobile parking -----	1	(D)	(D)	(D)	AA
753	Automotive repair shops -----	9	3 499	747	176	41
7532	Top, body, and upholstery repair shops and paint shops -----	1	(D)	(D)	(D)	AA
7538	General automotive repair shops -----	7	(D)	(D)	(D)	BB
7533, 4, 6, 7, 9	Other automotive repair shops -----	1	(D)	(D)	(D)	AA
754	Automotive services, except repair -----	1	(D)	(D)	(D)	AA
76	Miscellaneous repair services -----	9	1 884	480	83	21
762	Electrical repair shops -----	4	601	100	18	4
7622	Radio and television repair shops -----	2	(D)	(D)	(D)	AA
7623, 9	Other electrical and electronic repair shops -----	2	(D)	(D)	(D)	AA
763	Watch, clock, and jewelry repair -----	—	—	—	—	—
764	Reupholstery and furniture repair -----	1	(D)	(D)	(D)	AA
769	Miscellaneous repair and related services -----	4	(D)	(D)	(D)	AA
78, 79, 84	Amusement and recreation services, including motion pictures and museums -----	28	6 910	1 614	480	270
781, 2	Motion picture production, distribution, and services -----	1	(D)	(D)	(D)	AA
783	Motion picture theaters -----	2	(D)	(D)	(D)	AA
784	Video tape rental -----	4	(D)	(D)	(D)	BB
792	Theatrical producers (except motion picture), bands, orchestras, and entertainers -----	—	—	—	—	—
793	Bowling centers -----	1	(D)	(D)	(D)	BB
79 ex. 792, 3, 84	Commercial sports and other amusement and recreation services, including museums -----	20	4 383	1 035	340	195
80	Health services -----	85	33 332	14 540	2 863	492
801	Offices and clinics of doctors of medicine -----	37	(D)	(D)	(D)	CC
802	Offices and clinics of dentists -----	21	(D)	(D)	(D)	BB
803	Offices and clinics of doctors of osteopathy -----	1	(D)	(D)	(D)	AA
804	Offices and clinics of other health practitioners -----	17	(D)	(D)	(D)	BB
805	Nursing and personal care facilities -----	1	(D)	(D)	(D)	CC
806	Hospitals -----	—	—	—	—	—
807, 8, 9	Other health services -----	8	(D)	(D)	(D)	BB
81	Legal services -----	29	(D)	(D)	(D)	BB
823, 4, 9	Selected educational services -----	2	(D)	(D)	(D)	AA
83	Social services -----	14	(D)	(D)	(D)	BB
835	Child day care services -----	9	604	241	59	30
832, 3, 6, 9	Other social services -----	5	(D)	(D)	(D)	AA

Table 5. Summary Statistics for Firms Subject to Federal Income Tax for Places With 350 Establishments or More: 1992 — Con.

[Includes only establishments with payroll. For meaning of abbreviations and symbols, see introductory text. For explanation of terms and comparability of 1987 and 1992 censuses, see appendix A. For information on geographic areas followed by ▲, see appendix F]

SIC code	Geographic area and kind of business or operation	Establishments (number)	Receipts (\$1,000)	Annual payroll (\$1,000)	First-quarter payroll (\$1,000)	Paid employees for pay period including March 12 (number)
	DURANGO—Con.					
87 ex. 8733	Engineering, accounting, research, management, and related services (except noncommercial research organizations) -----	56	13 146	5 746	1 082	225
871	Engineering, architectural, and surveying services -----	22	(D)	(D)	(D)	BB
872	Accounting, auditing, and bookkeeping services -----	24	(D)	(D)	(D)	CC
873 ex. 8733	Research, development, and testing services (except noncommercial research organizations) -----	—	—	—	—	—
874	Management and public relations services -----	10	(D)	(D)	(D)	BB
89	Services, n.e.c. -----	4	561	32	9	2
	ENGLEWOOD					
	Total -----	1 006	907 334	377 026	89 756	12 225
70 ex. 704	Hotels, rooming houses, camps, and other lodging places (except membership lodging) -----	5	28 100	8 657	1 968	564
7011	Hotels and motels -----	5	28 100	8 657	1 968	564
7011 pt.	Hotels -----	3	(D)	(D)	(D)	FF
7011 pt.	Motels, motor hotels, and tourist courts -----	2	(D)	(D)	(D)	AA
702, 3	Other lodging places -----	—	—	—	—	—
72	Personal services -----	64	19 358	6 039	1 397	483
721	Laundry, cleaning, and garment services -----	23	12 915	4 161	958	314
7211	Power laundries, family and commercial* -----	—	—	—	—	—
7213	Linen supply* -----	—	—	—	—	—
7215	Coin-operated laundries and drycleaning -----	3	(D)	(D)	(D)	AA
7216	Drycleaning plants, except rug cleaning* -----	9	(D)	(D)	(D)	BB
7217	Carpet and upholstery cleaning -----	10	7 247	2 509	533	192
7218	Industrial laundries* -----	1	(D)	(D)	(D)	BB
7212, 9	Other laundry, cleaning, and garment services* -----	—	—	—	—	—
722	Photographic studios, portrait -----	5	574	94	23	15
723, 4	Beauty and barber shops -----	23	2 441	856	211	103
723	Beauty shops -----	23	2 441	856	211	103
724	Barber shops -----	—	—	—	—	—
725	Shoe repair shops and shoeshine parlors -----	1	(D)	(D)	(D)	AA
726	Funeral service and crematories -----	5	1 603	400	81	15
729	Miscellaneous personal services -----	7	(D)	(D)	(D)	BB
73	Business services -----	202	223 835	99 351	26 130	4 096
731	Advertising -----	10	12 939	6 240	1 497	148
732	Consumer credit reporting agencies, mercantile reporting agencies, and adjustment and collection agencies -----	6	5 129	1 814	535	108
733	Mailing, reproduction, commercial art and photography, and stenographic services -----	19	6 604	1 385	379	99
734	Services to dwellings and other buildings -----	27	10 020	4 435	1 224	473
735	Miscellaneous equipment rental and leasing -----	15	14 820	4 676	1 017	168
736	Personnel supply services -----	32	29 798	22 064	6 122	1 461
737	Computer programming, data processing, and other computer related services -----	62	126 547	52 735	13 824	1 239
7371, 2, 3	Computer programming, prepackaged software, and integrated systems -----	34	79 206	35 912	10 067	714
7374, 5, 6	Data processing services -----	17	27 759	10 473	2 313	339
7377, 8, 9	Computer rental and leasing, maintenance, and related services, n.e.c. -----	11	19 582	6 350	1 444	186
738	Miscellaneous business services -----	31	17 978	6 002	1 532	400
75	Automotive repair, services, and parking -----	128	60 004	15 958	3 726	762
751	Automotive rental and leasing, without drivers -----	2	(D)	(D)	(D)	CC
752	Automobile parking -----	—	—	—	—	—
753	Automotive repair shops -----	114	35 999	10 668	2 569	514
7532	Top, body, and upholstery repair shops and paint shops -----	46	14 780	5 181	1 305	244
7538	General automotive repair shops -----	53	15 128	3 897	882	186
7533, 4, 6, 7, 9	Other automotive repair shops -----	15	6 091	1 590	382	84
754	Automotive services, except repair -----	12	(D)	(D)	(D)	BB
76	Miscellaneous repair services -----	44	26 546	8 722	2 046	332
762	Electrical repair shops -----	13	13 722	4 754	1 133	161
7622	Radio and television repair shops -----	4	249	44	10	6
7623, 9	Other electrical and electronic repair shops -----	9	13 473	4 710	1 123	155
763	Watch, clock, and jewelry repair -----	1	(D)	(D)	(D)	AA
764	Reupholstery and furniture repair -----	4	581	214	57	13
769	Miscellaneous repair and related services -----	26	(D)	(D)	(D)	CC
78, 79, 84	Amusement and recreation services, including motion pictures and museums -----	35	48 236	6 380	1 466	576
781, 2	Motion picture production, distribution, and services -----	9	(D)	(D)	(D)	BB
783	Motion picture theaters -----	—	—	—	—	—
784	Video tape rental -----	1	(D)	(D)	(D)	AA
792	Theatrical producers (except motion picture), bands, orchestras, and entertainers -----	4	(D)	(D)	(D)	BB
793	Bowling centers -----	2	(D)	(D)	(D)	BB
79 ex. 792, 3, 84	Commercial sports and other amusement and recreation services, including museums -----	19	11 975	2 819	669	354

Table 5. Summary Statistics for Firms Subject to Federal Income Tax for Places With 350 Establishments or More: 1992 — Con.

[Includes only establishments with payroll. For meaning of abbreviations and symbols, see introductory text. For explanation of terms and comparability of 1987 and 1992 censuses, see appendix A. For information on geographic areas followed by ▲, see appendix F]

SIC code	Geographic area and kind of business or operation	Establishments (number)	Receipts (\$1,000)	Annual payroll (\$1,000)	First-quarter payroll (\$1,000)	Paid employees for pay period including March 12 (number)
ENGLEWOOD—Con.						
80	Health services	210	141 926	74 579	15 292	1 629
801	Offices and clinics of doctors of medicine	111	89 156	54 772	10 790	670
802	Offices and clinics of dentists	39	11 124	4 229	847	179
803	Offices and clinics of doctors of osteopathy	7	(D)	(D)	(D)	BB
804	Offices and clinics of other health practitioners	28	6 326	2 667	661	129
805	Nursing and personal care facilities	5	16 576	6 451	1 480	428
806	Hospitals	—	—	—	—	—
807, 8, 9	Other health services	20	(D)	(D)	(D)	CC
81	Legal services	94	49 015	23 429	4 787	535
823, 4, 9	Selected educational services	8	4 876	2 779	464	67
83	Social services	14	2 817	1 260	294	99
835	Child day care services	7	1 712	803	189	74
832, 3, 6, 9	Other social services	7	1 105	457	105	25
87 ex. 8733	Engineering, accounting, research, management, and related services (except noncommercial research organizations)	192	299 083	128 319	31 820	3 030
871	Engineering, architectural, and surveying services	57	185 281	77 380	20 559	1 573
872	Accounting, auditing, and bookkeeping services	59	52 181	29 208	5 976	962
873 ex. 8733	Research, development, and testing services (except noncommercial research organizations)	8	5 230	2 966	829	72
874	Management and public relations services	68	56 391	18 765	4 456	423
89	Services, n.e.c.	10	3 538	1 553	366	52
FORT COLLINS						
	Total	1 068	433 895	173 178	35 394	8 161
70 ex. 704	Hotels, rooming houses, camps, and other lodging places (except membership lodging)	14	11 124	2 600	594	266
7011	Hotels and motels	13	(D)	(D)	(D)	EE
7011 pt. 7011 pt.	Hotels	5	6 866	2 002	491	173
	Motels, motor hotels, and tourist courts	8	(D)	(D)	(D)	BB
702, 3	Other lodging places	1	(D)	(D)	(D)	AA
72	Personal services	102	17 239	5 231	1 232	527
721	Laundry, cleaning, and garment services	32	5 598	1 498	337	154
7211	Power laundries, family and commercial*	1	(D)	(D)	(D)	AA
7213	Linen supply*	2	(D)	(D)	(D)	AA
7215	Coin-operated laundries and drycleaning	4	475	107	31	22
7216	Drycleaning plants, except rug cleaning*	13	2 252	671	134	79
7217	Carpet and upholstery cleaning	8	777	205	50	23
7218	Industrial launderers*	1	(D)	(D)	(D)	AA
7212, 9	Other laundry, cleaning, and garment services*	3	(D)	(D)	(D)	AA
722	Photographic studios, portrait	5	(D)	(D)	(D)	BB
723, 4	Beauty and barber shops	41	6 008	2 348	536	236
723	Beauty shops	40	(D)	(D)	(D)	CC
724	Barber shops	1	(D)	(D)	(D)	AA
725	Shoe repair shops and shoeshine parlors	1	(D)	(D)	(D)	AA
726	Funeral service and crematories	5	(D)	(D)	(D)	BB
729	Miscellaneous personal services	18	2 648	783	219	88
73	Business services	166	71 615	29 009	6 252	1 802
731	Advertising	9	2 549	743	155	25
732	Consumer credit reporting agencies, mercantile reporting agencies, and adjustment and collection agencies	4	(D)	(D)	(D)	BB
733	Mailing, reproduction, commercial art and photography, and stenographic services	29	11 800	2 891	667	183
734	Services to dwellings and other buildings	30	4 329	1 827	417	196
735	Miscellaneous equipment rental and leasing	13	8 984	2 608	455	120
736	Personnel supply services	19	8 306	6 057	1 224	589
737	Computer programming, data processing, and other computer related services	33	20 217	8 361	1 982	224
7371, 2, 3	Computer programming, prepackaged software, and integrated systems	24	16 456	7 552	1 806	198
7374, 5, 6 7377, 8, 9	Data processing services	3	(D)	(D)	(D)	AA
	Computer rental and leasing, maintenance, and related services, n.e.c.	6	(D)	(D)	(D)	AA
738	Miscellaneous business services	29	(D)	(D)	(D)	EE
75	Automotive repair, services, and parking	80	34 918	7 625	1 700	432
751	Automotive rental and leasing, without drivers	10	(D)	(D)	(D)	BB
752	Automobile parking	—	—	—	—	—
753	Automotive repair shops	60	23 469	6 094	1 280	266
7532	Top, body, and upholstery repair shops and paint shops	9	7 076	1 688	345	69
7538	General automotive repair shops	32	9 357	2 555	544	121
7533, 4, 6, 7, 9	Other automotive repair shops	19	7 036	1 851	391	76
754	Automotive services, except repair	10	(D)	(D)	(D)	BB

Table 5. Summary Statistics for Firms Subject to Federal Income Tax for Places With 350 Establishments or More: 1992 — Con.

[Includes only establishments with payroll. For meaning of abbreviations and symbols, see introductory text. For explanation of terms and comparability of 1987 and 1992 censuses, see appendix A. For information on geographic areas followed by ▲, see appendix F]

SIC code	Geographic area and kind of business or operation	Establishments (number)	Receipts (\$1,000)	Annual payroll (\$1,000)	First-quarter payroll (\$1,000)	Paid employees for pay period including March 12 (number)
FORT COLLINS — Con.						
76	Miscellaneous repair services -----	28	5 608	1 562	401	126
762	Electrical repair shops -----	13	(D)	(D)	(D)	BB
7622	Radio and television repair shops -----	4	(D)	(D)	(D)	AA
7623, 9	Other electrical and electronic repair shops -----	9	(D)	(D)	(D)	BB
763	Watch, clock, and jewelry repair -----	1	(D)	(D)	(D)	AA
764	Reupholstery and furniture repair -----	4	(D)	(D)	(D)	AA
769	Miscellaneous repair and related services -----	10	1 303	315	65	27
78, 79, 84	Amusement and recreation services, including motion pictures and museums -----	60	22 410	6 080	1 323	740
781, 2	Motion picture production, distribution, and services -----	4	(D)	(D)	(D)	AA
783	Motion picture theaters -----	9	(D)	(D)	(D)	BB
784	Video tape rental -----	10	3 362	656	164	78
792	Theatrical producers (except motion picture), bands, orchestras, and entertainers -----	2	—	—	—	—
793	Bowling centers -----	—	(D)	(D)	(D)	BB
79 ex. 792, 3, 84	Commercial sports and other amusement and recreation services, including museums -----	35	12 700	4 303	883	534
80	Health services -----	296	150 533	71 551	12 583	2 256
801	Offices and clinics of doctors of medicine -----	111	81 059	44 403	8 439	996
802	Offices and clinics of dentists -----	81	19 471	6 419	1 424	343
803	Offices and clinics of doctors of osteopathy -----	1	(D)	(D)	(D)	AA
804	Offices and clinics of other health practitioners -----	76	14 456	4 359	939	238
805	Nursing and personal care facilities -----	9	(D)	(D)	(D)	FF
806	Hospitals -----	—	—	—	—	—
807, 8, 9	Other health services -----	18	(D)	(D)	(D)	BB
81	Legal services -----	58	19 826	9 245	2 260	280
823, 4, 9	Selected educational services -----	18	2 323	830	169	79
83	Social services -----	49	13 193	4 951	1 173	438
835	Child day care services -----	27	4 327	1 792	397	224
832, 3, 6, 9	Other social services -----	22	8 866	3 159	776	214
87 ex. 8733	Engineering, accounting, research, management, and related services (except noncommercial research organizations) -----	182	80 195	32 609	7 305	1 148
871	Engineering, architectural, and surveying services -----	58	47 393	20 384	4 496	571
872	Accounting, auditing, and bookkeeping services -----	60	10 067	4 014	1 006	223
873 ex. 8733	Research, development, and testing services (except noncommercial research organizations) -----	15	8 382	4 524	1 047	176
874	Management and public relations services -----	49	14 353	3 687	756	178
89	Services, n.e.c. -----	15	4 911	1 885	402	67
GRAND JUNCTION						
	Total -----	632	341 292	134 203	27 134	5 848
70 ex. 704	Hotels, rooming houses, camps, and other lodging places (except membership lodging) -----	20	22 788	6 415	1 427	588
7011	Hotels and motels -----	19	(D)	(D)	(D)	FF
7011 pt.	Hotels -----	6	(D)	(D)	(D)	EE
7011 pt.	Motels, motor hotels, and tourist courts -----	13	(D)	(D)	(D)	EE
702, 3	Other lodging places -----	1	(D)	(D)	(D)	AA
72	Personal services -----	60	10 991	3 732	909	341
721	Laundry, cleaning, and garment services -----	13	4 126	1 274	318	98
7211	Power laundries, family and commercial* -----	—	—	—	—	—
7213	Linen supply* -----	2	(D)	(D)	(D)	BB
7215	Coin-operated laundries and drycleaning -----	6	(D)	(D)	(D)	AA
7216	Drycleaning plants, except rug cleaning* -----	2	(D)	(D)	(D)	AA
7217	Carpet and upholstery cleaning -----	1	(D)	(D)	(D)	AA
7218	Industrial launderers* -----	1	(D)	(D)	(D)	AA
7212, 9	Other laundry, cleaning, and garment services* -----	1	(D)	(D)	(D)	AA
722	Photographic studios, portrait -----	8	(D)	(D)	(D)	BB
723, 4	Beauty and barber shops -----	31	3 360	1 292	299	128
723	Beauty shops -----	31	3 360	1 292	299	128
724	Barber shops -----	—	—	—	—	—
725	Shoe repair shops and shoeshine parlors -----	2	(D)	(D)	(D)	AA
726	Funeral service and crematories -----	1	(D)	(D)	(D)	AA
729	Miscellaneous personal services -----	5	877	430	159	82

Table 5. Summary Statistics for Firms Subject to Federal Income Tax for Places With 350 Establishments or More: 1992 — Con.

[Includes only establishments with payroll. For meaning of abbreviations and symbols, see introductory text. For explanation of terms and comparability of 1987 and 1992 censuses, see appendix A. For information on geographic areas followed by ▲, see appendix F]

SIC code	Geographic area and kind of business or operation	Establishments (number)	Receipts (\$1,000)	Annual payroll (\$1,000)	First-quarter payroll (\$1,000)	Paid employees for pay period including March 12 (number)
GRAND JUNCTION — Con.						
73	Business services	94	45 993	18 556	3 449	1 144
731	Advertising	7	(D)	(D)	(D)	BB
732	Consumer credit reporting agencies, mercantile reporting agencies, and adjustment and collection agencies	6	(D)	(D)	(D)	BB
733	Mailing, reproduction, commercial art and photography, and stenographic services	8	854	295	78	32
734	Services to dwellings and other buildings	14	3 119	1 387	307	116
735	Miscellaneous equipment rental and leasing	12	17 854	5 296	1 070	129
736	Personnel supply services	9	11 363	7 823	1 105	525
737	Computer programming, data processing, and other computer related services	6	(D)	(D)	(D)	BB
7371, 2, 3	Computer programming, prepackaged software, and integrated systems	4	(D)	(D)	(D)	AA
7374, 5, 6	Data processing services	1	(D)	(D)	(D)	AA
7377, 8, 9	Computer rental and leasing, maintenance, and related services, n.e.c.	1	(D)	(D)	(D)	AA
738	Miscellaneous business services	32	7 329	1 913	478	230
75	Automotive repair, services, and parking	61	22 008	5 560	1 274	335
751	Automotive rental and leasing, without drivers	5	3 288	439	91	29
752	Automobile parking	1	(D)	(D)	(D)	AA
753	Automotive repair shops	47	(D)	(D)	(D)	CC
7532	Top, body, and upholstery repair shops and paint shops	9	(D)	(D)	(D)	BB
7538	General automotive repair shops	24	9 587	2 458	585	118
7533, 4, 6, 7, 9	Other automotive repair shops	14	(D)	(D)	(D)	BB
754	Automotive services, except repair	8	1 823	441	91	53
76	Miscellaneous repair services	28	8 559	2 199	573	138
762	Electrical repair shops	9	(D)	(D)	(D)	BB
7622	Radio and television repair shops	3	373	57	15	6
7623, 9	Other electrical and electronic repair shops	6	(D)	(D)	(D)	BB
763	Watch, clock, and jewelry repair	—	—	—	—	—
764	Reupholstery and furniture repair	6	(D)	(D)	(D)	BB
769	Miscellaneous repair and related services	13	(D)	(D)	(D)	BB
78, 79, 84	Amusement and recreation services, including motion pictures and museums	29	(D)	(D)	(D)	EE
781, 2	Motion picture production, distribution, and services	2	(D)	(D)	(D)	AA
783	Motion picture theaters	5	(D)	(D)	(D)	BB
784	Video tape rental	3	(D)	(D)	(D)	AA
792	Theatrical producers (except motion picture), bands, orchestras, and entertainers	1	(D)	(D)	(D)	AA
793	Bowling centers	2	(D)	(D)	(D)	BB
79 ex. 792, 3; 84	Commercial sports and other amusement and recreation services, including museums	16	(D)	(D)	(D)	CC
80	Health services	179	85 796	41 139	7 486	1 306
801	Offices and clinics of doctors of medicine	66	41 923	24 981	4 074	447
802	Offices and clinics of dentists	43	14 875	5 691	1 200	244
803	Offices and clinics of doctors of osteopathy	18	(D)	(D)	(D)	BB
804	Offices and clinics of other health practitioners	36	(D)	(D)	(D)	CC
805	Nursing and personal care facilities	4	(D)	(D)	(D)	EE
806	Hospitals	—	—	—	—	—
807, 8, 9	Other health services	12	(D)	(D)	(D)	BB
81	Legal services	41	22 840	11 069	2 362	287
823, 4, 9	Selected educational services	5	792	187	27	19
83	Social services	20	4 185	1 730	411	129
835	Child day care services	5	226	83	33	19
832, 3, 6, 9	Other social services	15	3 959	1 647	378	110
87 ex. 8733	Engineering, accounting, research, management, and related services (except noncommercial research organizations)	88	106 575	41 636	8 747	1 230
871	Engineering, architectural, and surveying services	26	(D)	(D)	(D)	CC
872	Accounting, auditing, and bookkeeping services	49	(D)	(D)	(D)	CC
873 ex. 8733	Research, development, and testing services (except noncommercial research organizations)	4	(D)	(D)	(D)	BB
874	Management and public relations services	9	(D)	(D)	(D)	FF
89	Services, n.e.c.	7	(D)	(D)	(D)	AA

Table 5. Summary Statistics for Firms Subject to Federal Income Tax for Places With 350 Establishments or More: 1992 — Con.

[Includes only establishments with payroll. For meaning of abbreviations and symbols, see introductory text. For explanation of terms and comparability of 1987 and 1992 censuses, see appendix A. For information on geographic areas followed by ▲, see appendix F]

SIC code	Geographic area and kind of business or operation	Establishments (number)	Receipts (\$1,000)	Annual payroll (\$1,000)	First-quarter payroll (\$1,000)	Paid employees for pay period including March 12 (number)
GREELEY						
	Total	541	213 901	73 420	16 087	4 375
70 ex. 704	Hotels, rooming houses, camps, and other lodging places (except membership lodging)	5	(D)	(D)	(D)	CC
7011	Hotels and motels	3	(D)	(D)	(D)	CC
7011 pt.	Hotels	2	(D)	(D)	(D)	CC
7011 pt.	Motels, motor hotels, and tourist courts	1	(D)	(D)	(D)	AA
702, 3	Other lodging places	2	(D)	(D)	(D)	AA
72	Personal services	67	12 894	4 218	1 087	412
721	Laundry, cleaning, and garment services	20	4 917	1 577	397	142
7211	Power laundries, family and commercial*	1	(D)	(D)	(D)	AA
7213	Linen supply*	1	(D)	(D)	(D)	AA
7215	Coin-operated laundries and drycleaning	6	(D)	(D)	(D)	AA
7216	Drycleaning plants, except rug cleaning*	4	(D)	(D)	(D)	BB
7217	Carpet and upholstery cleaning	4	(D)	(D)	(D)	AA
7218	Industrial launderers*	1	(D)	(D)	(D)	BB
7212, 9	Other laundry, cleaning, and garment services*	3	(D)	(D)	(D)	AA
722	Photographic studios, portrait	5	(D)	(D)	(D)	BB
723, 4	Beauty and barber shops	27	3 527	1 358	366	146
723	Beauty shops	27	3 527	1 358	366	146
724	Barber shops	—	—	—	—	—
725	Shoe repair shops and shoeshine parlors	1	(D)	(D)	(D)	AA
726	Funeral service and crematories	4	(D)	(D)	(D)	BB
729	Miscellaneous personal services	10	1 632	453	141	74
73	Business services	80	52 327	17 136	3 522	1 245
731	Advertising	3	(D)	(D)	(D)	BB
732	Consumer credit reporting agencies, mercantile reporting agencies, and adjustment and collection agencies	5	(D)	(D)	(D)	BB
733	Mailing, reproduction, commercial art and photography, and stenographic services	2	(D)	(D)	(D)	AA
734	Services to dwellings and other buildings	19	1 308	505	107	88
735	Miscellaneous equipment rental and leasing	12	6 011	1 231	297	63
736	Personnel supply services	11	(D)	(D)	(D)	FF
737	Computer programming, data processing, and other computer related services	8	(D)	(D)	(D)	CC
7371, 2, 3	Computer programming, prepackaged software, and integrated systems	6	24 633	4 638	955	181
7374, 5, 6	Data processing services	—	—	—	—	—
7377, 8, 9	Computer rental and leasing, maintenance, and related services, n.e.c.	2	(D)	(D)	(D)	AA
738	Miscellaneous business services	20	4 305	1 410	323	159
75	Automotive repair, services, and parking	50	14 592	3 692	844	229
751	Automotive rental and leasing, without drivers	3	829	384	103	24
752	Automobile parking	—	—	—	—	—
753	Automotive repair shops	39	12 260	2 859	633	162
7532	Top, body, and upholstery repair shops and paint shops	8	2 684	868	187	52
7538	General automotive repair shops	19	5 110	1 038	216	59
7533, 4, 6, 7, 9	Other automotive repair shops	12	4 466	953	230	51
754	Automotive services, except repair	8	1 503	449	108	43
76	Miscellaneous repair services	24	(D)	(D)	(D)	BB
762	Electrical repair shops	11	(D)	(D)	(D)	BB
7622	Radio and television repair shops	4	562	218	58	13
7623, 9	Other electrical and electronic repair shops	7	(D)	(D)	(D)	BB
763	Watch, clock, and jewelry repair	—	—	—	—	—
764	Reupholstery and furniture repair	3	(D)	(D)	(D)	AA
769	Miscellaneous repair and related services	10	1 825	414	105	31
78, 79, 84	Amusement and recreation services, including motion pictures and museums	32	11 105	2 591	690	418
781, 2	Motion picture production, distribution, and services	2	(D)	(D)	(D)	AA
783	Motion picture theaters	6	(D)	(D)	(D)	BB
784	Video tape rental	8	(D)	(D)	(D)	BB
792	Theatrical producers (except motion picture), bands, orchestras, and entertainers	—	—	—	—	—
793	Bowling centers	3	749	199	72	39
79 ex. 792, 3, 84	Commercial sports and other amusement and recreation services, including museums	13	4 163	1 392	365	247
80	Health services	137	83 130	31 364	6 738	1 191
801	Offices and clinics of doctors of medicine	51	46 863	18 715	3 882	449
802	Offices and clinics of dentists	40	11 741	3 929	887	191
803	Offices and clinics of doctors of osteopathy	2	(D)	(D)	(D)	AA
804	Offices and clinics of other health practitioners	30	5 542	1 904	429	96
805	Nursing and personal care facilities	5	(D)	(D)	(D)	EE
806	Hospitals	—	—	—	—	—
807, 8, 9	Other health services	9	4 054	1 206	286	60
81	Legal services	55	8 734	2 770	587	126
823, 4, 9	Selected educational services	3	(D)	(D)	(D)	BB

Table 5. Summary Statistics for Firms Subject to Federal Income Tax for Places With 350 Establishments or More: 1992 — Con.

[Includes only establishments with payroll. For meaning of abbreviations and symbols, see introductory text. For explanation of terms and comparability of 1987 and 1992 censuses, see appendix A. For information on geographic areas followed by ▲, see appendix F]

SIC code	Geographic area and kind of business or operation	Establishments (number)	Receipts (\$1,000)	Annual payroll (\$1,000)	First-quarter payroll (\$1,000)	Paid employees for pay period including March 12 (number)
GREELEY—Con.						
83	Social services	18	5 395	2 244	475	262
835	Child day care services	8	(D)	(D)	(D)	CC
832, 3, 6, 9	Other social services	10	(D)	(D)	(D)	BB
87 ex. 8733	Engineering, accounting, research, management, and related services (except noncommercial research organizations)	66	14 182	5 923	1 415	241
871	Engineering, architectural, and surveying services	19	3 763	1 701	394	63
872	Accounting, auditing, and bookkeeping services	32	6 694	3 069	726	135
873 ex. 8733	Research, development, and testing services (except noncommercial research organizations)	2	(D)	(D)	(D)	AA
874	Management and public relations services	13	(D)	(D)	(D)	BB
89	Services, n.e.c.	4	(D)	(D)	(D)	AA
LAKEWOOD						
	Total	1 510	728 277	298 333	68 488	12 403
70 ex. 704	Hotels, rooming houses, camps, and other lodging places (except membership lodging)	17	18 895	5 743	1 348	503
7011	Hotels and motels	17	18 895	5 743	1 348	503
7011 pt.	Hotels	7	12 113	3 374	832	268
7011 pt.	Motels, motor hotels, and tourist courts	10	6 782	2 369	516	235
702, 3	Other lodging places	—	—	—	—	—
72	Personal services	163	21 862	8 308	2 075	997
721	Laundry, cleaning, and garment services	58	6 203	1 974	460	223
7211	Power laundries, family and commercial*	2	(D)	(D)	(D)	AA
7213	Linen supply*	—	—	—	—	—
7215	Coin-operated laundries and drycleaning	9	1 077	355	95	40
7216	Drycleaning plants, except rug cleaning*	27	3 880	1 146	268	136
7217	Carpet and upholstery cleaning	13	831	285	38	18
7218	Industrial laundriers*	—	—	—	—	—
7212, 9	Other laundry, cleaning, and garment services*	7	(D)	(D)	(D)	BB
722	Photographic studios, portrait	11	1 852	617	119	69
723, 4	Beauty and barber shops	67	8 431	3 643	875	332
723	Beauty shops	62	8 066	3 539	848	324
724	Barber shops	5	365	104	27	8
725	Shoe repair shops and shoeshine parlors	1	(D)	(D)	(D)	BB
726	Funeral service and crematories	—	—	—	—	—
729	Miscellaneous personal services	26	(D)	(D)	(D)	EE
73	Business services	271	195 442	77 621	20 312	3 477
731	Advertising	13	5 100	2 922	656	83
732	Consumer credit reporting agencies, mercantile reporting agencies, and adjustment and collection agencies	12	8 022	3 044	679	127
733	Mailing, reproduction, commercial art and photography, and stenographic services	33	11 654	4 643	1 179	228
734	Services to dwellings and other buildings	58	13 949	5 997	1 485	663
735	Miscellaneous equipment rental and leasing	10	6 616	1 651	354	69
736	Personnel supply services	23	16 462	11 191	2 826	546
737	Computer programming, data processing, and other computer related services	71	122 707	42 648	11 799	1 334
7371, 2, 3	Computer programming, prepackaged software, and integrated systems	41	54 068	20 880	6 159	480
7374, 5, 6	Data processing services	20	(D)	(D)	(D)	FF
7377, 8, 9	Computer rental and leasing, maintenance, and related services, n.e.c.	10	(D)	(D)	(D)	CC
738	Miscellaneous business services	51	10 932	5 525	1 334	427
75	Automotive repair, services, and parking	133	37 857	11 746	2 952	603
751	Automotive rental and leasing, without drivers	8	(D)	(D)	(D)	BB
752	Automobile parking	2	(D)	(D)	(D)	AA
753	Automotive repair shops	92	27 477	8 176	2 221	360
7532	Top, body, and upholstery repair shops and paint shops	13	6 128	2 403	859	86
7538	General automotive repair shops	48	11 385	3 244	758	156
7533, 4, 6, 7, 9	Other automotive repair shops	31	9 964	2 529	604	118
754	Automotive services, except repair	31	7 252	2 849	603	213
76	Miscellaneous repair services	51	9 250	2 998	574	149
762	Electrical repair shops	19	3 249	1 094	240	62
7622	Radio and television repair shops	4	367	125	31	9
7623, 9	Other electrical and electronic repair shops	15	2 882	969	209	53
763	Watch, clock, and jewelry repair	2	(D)	(D)	(D)	AA
764	Reupholstery and furniture repair	10	923	312	74	26
769	Miscellaneous repair and related services	20	(D)	(D)	(D)	BB

Table 5. Summary Statistics for Firms Subject to Federal Income Tax for Places With 350 Establishments or More: 1992 — Con.

[Includes only establishments with payroll. For meaning of abbreviations and symbols, see introductory text. For explanation of terms and comparability of 1987 and 1992 censuses, see appendix A. For information on geographic areas followed by ▲, see appendix F]

SIC code	Geographic area and kind of business or operation	Establishments (number)	Receipts (\$1,000)	Annual payroll (\$1,000)	First-quarter payroll (\$1,000)	Paid employees for pay period including March 12 (number)
LAKEWOOD—Con.						
78, 79, 84	Amusement and recreation services, including motion pictures and museums	61	33 695	7 803	1 946	721
781, 2	Motion picture production, distribution, and services	4	(D)	(D)	(D)	BB
783	Motion picture theaters	3	(D)	(D)	(D)	BB
784	Video tape rental	13	3 619	776	179	96
792	Theatrical producers (except motion picture), bands, orchestras, and entertainers	2	(D)	(D)	(D)	AA
793	Bowling centers	5	4 358	1 351	363	155
79 ex. 792, 3; 84	Commercial sports and other amusement and recreation services, including museums	34	12 527	3 592	900	364
80	Health services	322	166 024	76 766	15 765	2 488
801	Offices and clinics of doctors of medicine	82	61 721	32 703	6 425	586
802	Offices and clinics of dentists	111	35 456	14 766	3 314	561
803	Offices and clinics of doctors of osteopathy	4	(D)	(D)	(D)	AA
804	Offices and clinics of other health practitioners	80	13 961	4 237	1 177	210
805	Nursing and personal care facilities	14	32 790	13 646	3 078	849
806	Hospitals	1	(D)	(D)	(D)	BB
807, 8, 9	Other health services	30	17 090	8 932	1 158	217
81	Legal services	84	29 280	9 414	1 874	288
823, 4, 9	Selected educational services	18	12 387	5 763	1 211	244
83	Social services	59	15 873	7 223	1 757	619
835	Child day care services	36	7 817	3 379	797	396
832, 3, 6, 9	Other social services	23	8 056	3 844	960	223
87 ex. 8733	Engineering, accounting, research, management, and related services (except noncommercial research organizations)	298	163 893	74 687	16 407	2 042
871	Engineering, architectural, and surveying services	101	93 673	44 081	9 580	1 074
872	Accounting, auditing, and bookkeeping services	94	13 852	5 820	1 351	274
873 ex. 8733	Research, development, and testing services (except noncommercial research organizations)	16	9 877	4 128	874	194
874	Management and public relations services	87	46 491	20 658	4 602	500
89	Services, n.e.c.	33	23 819	10 261	2 267	272
LITTLETON ▲						
	Total	573	215 681	83 779	19 062	4 317
70 ex. 704	Hotels, rooming houses, camps, and other lodging places (except membership lodging)	5	976	161	39	18
7011	Hotels and motels	2	(D)	(D)	(D)	AA
7011 pt.	Hotels	—	—	—	—	—
7011 pt.	Motels, motor hotels, and tourist courts	2	(D)	(D)	(D)	AA
702, 3	Other lodging places	3	(D)	(D)	(D)	AA
72	Personal services	72	12 880	4 760	1 075	334
721	Laundry, cleaning, and garment services	29	4 625	1 146	230	97
7211	Power laundries, family and commercial*	2	(D)	(D)	(D)	AA
7213	Linen supply*	—	—	—	—	—
7215	Coin-operated laundries and drycleaning	2	(D)	(D)	(D)	AA
7216	Drycleaning plants, except rug cleaning*	16	2 078	561	106	53
7217	Carpet and upholstery cleaning	8	1 198	252	62	20
7218	Industrial launderers*	—	—	—	—	—
7212, 9	Other laundry, cleaning, and garment services*	1	(D)	(D)	(D)	AA
722	Photographic studios, portrait	3	(D)	(D)	(D)	AA
723, 4	Beauty and barber shops	35	4 236	2 044	491	165
723	Beauty shops	33	(D)	(D)	(D)	CC
724	Barber shops	2	(D)	(D)	(D)	AA
725	Shoe repair shops and shoeshine parlors	—	—	—	—	—
726	Funeral service and crematories	1	(D)	(D)	(D)	AA
729	Miscellaneous personal services	4	1 332	517	156	44
73	Business services	103	47 993	17 371	4 197	1 372
731	Advertising	6	707	210	41	7
732	Consumer credit reporting agencies, mercantile reporting agencies, and adjustment and collection agencies	2	(D)	(D)	(D)	AA
733	Mailing, reproduction, commercial art and photography, and stenographic services	8	751	162	40	12
734	Services to dwellings and other buildings	14	5 861	3 701	474	434
735	Miscellaneous equipment rental and leasing	12	16 470	3 286	882	176
736	Personnel supply services	9	4 246	3 179	1 197	518
737	Computer programming, data processing, and other computer related services	28	13 550	4 975	1 154	142
7371, 2, 3	Computer programming, prepackaged software, and integrated systems	21	11 954	4 467	1 056	126
7374, 5, 6	Data processing services	2	(D)	(D)	(D)	AA
7377, 8, 9	Computer rental and leasing, maintenance, and related services, n.e.c.	5	(D)	(D)	(D)	AA
738	Miscellaneous business services	24	(D)	(D)	(D)	BB

Table 5. Summary Statistics for Firms Subject to Federal Income Tax for Places With 350 Establishments or More: 1992 — Con.

[Includes only establishments with payroll. For meaning of abbreviations and symbols, see introductory text. For explanation of terms and comparability of 1987 and 1992 censuses, see appendix A. For information on geographic areas followed by ▲, see appendix F]

SIC code	Geographic area and kind of business or operation	Establishments (number)	Receipts (\$1,000)	Annual payroll (\$1,000)	First-quarter payroll (\$1,000)	Paid employees for pay period including March 12 (number)
LITTLETON ▲—Con.						
75	Automotive repair, services, and parking	46	16 840	4 297	1 065	258
751	Automotive rental and leasing, without drivers	2	(D)	(D)	(D)	AA
752	Automobile parking	1	(D)	(D)	(D)	AA
753	Automotive repair shops	32	11 318	3 253	820	158
7532	Top, body, and upholstery repair shops and paint shops	7	4 013	1 288	315	63
7538	General automotive repair shops	17	5 174	1 396	338	60
7533, 4, 6, 7, 9	Other automotive repair shops	8	2 131	569	167	35
754	Automotive services, except repair	11	2 828	798	185	85
76	Miscellaneous repair services	11	6 968	2 446	563	77
762	Electrical repair shops	6	2 921	1 077	227	37
7622	Radio and television repair shops	2	(D)	(D)	(D)	AA
7623, 9	Other electrical and electronic repair shops	4	(D)	(D)	(D)	BB
763	Watch, clock, and jewelry repair	—	—	—	—	—
764	Reupholstery and furniture repair	2	(D)	(D)	(D)	BB
769	Miscellaneous repair and related services	3	(D)	(D)	(D)	AA
78, 79, 84	Amusement and recreation services, including motion pictures and museums	26	11 882	2 085	616	340
781, 2	Motion picture production, distribution, and services	1	(D)	(D)	(D)	AA
783	Motion picture theaters	3	4 272	505	146	82
784	Video tape rental	5	1 077	173	43	25
792	Theatrical producers (except motion picture), bands, orchestras, and entertainers	1	(D)	(D)	(D)	AA
793	Bowling centers	1	(D)	(D)	(D)	BB
79 ex. 792, 3; 84	Commercial sports and other amusement and recreation services, including museums	15	5 203	1 139	358	204
80	Health services	126	63 725	27 677	6 257	979
801	Offices and clinics of doctors of medicine	38	25 706	12 355	2 886	291
802	Offices and clinics of dentists	48	14 831	5 894	1 206	200
803	Offices and clinics of doctors of osteopathy	3	(D)	(D)	(D)	AA
804	Offices and clinics of other health practitioners	29	5 236	1 967	416	89
805	Nursing and personal care facilities	2	(D)	(D)	(D)	CC
806	Hospitals	1	(D)	(D)	(D)	CC
807, 8, 9	Other health services	5	(D)	(D)	(D)	BB
81	Legal services	36	8 803	3 317	660	120
823, 4, 9	Selected educational services	6	2 074	955	170	52
83	Social services	17	4 701	2 278	521	181
835	Child day care services	9	2 853	1 357	318	136
832, 3, 6, 9	Other social services	8	1 848	921	203	45
87 ex. 8733	Engineering, accounting, research, management, and related services (except noncommercial research organizations)	113	35 195	17 311	3 627	540
871	Engineering, architectural, and surveying services	29	13 775	7 405	1 547	182
872	Accounting, auditing, and bookkeeping services	35	4 769	2 253	533	126
873 ex. 8733	Research, development, and testing services (except noncommercial research organizations)	7	2 622	1 434	291	76
874	Management and public relations services	42	14 029	6 219	1 256	156
89	Services, n.e.c.	12	3 644	1 121	272	46
LONGMONT ▲						
	Total	460	230 822	83 307	19 085	3 813
70 ex. 704	Hotels, rooming houses, camps, and other lodging places (except membership lodging)	8	5 721	1 390	316	120
7011	Hotels and motels	7	(D)	(D)	(D)	CC
7011 pt.	Hotels	2	(D)	(D)	(D)	BB
7011 pt.	Motels, motor hotels, and tourist courts	5	(D)	(D)	(D)	BB
702, 3	Other lodging places	1	(D)	(D)	(D)	AA
72	Personal services	57	8 978	3 262	785	350
721	Laundry, cleaning, and garment services	14	3 079	1 236	283	117
7211	Power laundries, family and commercial*	1	(D)	(D)	(D)	AA
7213	Linen supply*	—	—	—	—	—
7215	Coin-operated laundries and drycleaning	3	(D)	(D)	(D)	BB
7216	Drycleaning plants, except rug cleaning*	6	789	286	70	31
7217	Carpet and upholstery cleaning	2	(D)	(D)	(D)	AA
7218	Industrial launderers*	—	—	—	—	—
7212, 9	Other laundry, cleaning, and garment services*	2	(D)	(D)	(D)	BB
722	Photographic studios, portrait	7	827	103	23	10
723, 4	Beauty and barber shops	24	2 824	1 323	334	136
723	Beauty shops	24	2 824	1 323	334	136
724	Barber shops	—	—	—	—	—
725	Shoe repair shops and shoeshine parlors	2	(D)	(D)	(D)	AA
726	Funeral service and crematories	3	(D)	(D)	(D)	BB
729	Miscellaneous personal services	7	(D)	(D)	(D)	BB

Table 5. Summary Statistics for Firms Subject to Federal Income Tax for Places With 350 Establishments or More: 1992 — Con.

[Includes only establishments with payroll. For meaning of abbreviations and symbols, see introductory text. For explanation of terms and comparability of 1987 and 1992 censuses, see appendix A. For information on geographic areas followed by ▲, see appendix F]

SIC code	Geographic area and kind of business or operation	Establishments (number)	Receipts (\$1,000)	Annual payroll (\$1,000)	First-quarter payroll (\$1,000)	Paid employees for pay period including March 12 (number)
	LONGMONT ▲—Con.					
73	Business services	74	103 904	36 033	8 146	1 330
731	Advertising	4	(D)	(D)	(D)	AA
732	Consumer credit reporting agencies, mercantile reporting agencies, and adjustment and collection agencies	2	(D)	(D)	(D)	BB
733	Mailing, reproduction, commercial art and photography, and stenographic services	1	(D)	(D)	(D)	AA
734	Services to dwellings and other buildings	8	1 506	836	196	94
735	Miscellaneous equipment rental and leasing	10	4 357	906	190	40
736	Personnel supply services	9	10 162	7 450	1 309	500
737	Computer programming, data processing, and other computer related services	22	81 419	24 691	6 055	576
7371, 2, 3	Computer programming, prepackaged software, and integrated systems	11	(D)	(D)	(D)	EE
7374, 5, 6	Data processing services	4	(D)	(D)	(D)	CC
7377, 8, 9	Computer rental and leasing, maintenance, and related services, n.e.c.	7	3 342	1 217	248	40
738	Miscellaneous business services	18	2 181	777	183	71
75	Automotive repair, services, and parking	53	13 463	3 700	813	221
751	Automotive rental and leasing, without drivers	1	(D)	(D)	(D)	AA
752	Automobile parking	—	—	—	—	—
753	Automotive repair shops	43	11 261	3 096	677	165
7532	Top, body, and upholstery repair shops and paint shops	8	2 581	862	204	51
7538	General automotive repair shops	22	5 266	1 317	280	63
7533, 4, 6, 7, 9	Other automotive repair shops	13	3 414	917	193	51
754	Automotive services, except repair	9	(D)	(D)	(D)	BB
76	Miscellaneous repair services	21	2 647	659	136	41
762	Electrical repair shops	6	1 026	259	37	13
7622	Radio and television repair shops	—	—	—	—	—
7623, 9	Other electrical and electronic repair shops	6	1 026	259	37	13
763	Watch, clock, and jewelry repair	—	—	—	—	—
764	Reupholstery and furniture repair	1	(D)	(D)	(D)	AA
769	Miscellaneous repair and related services	14	(D)	(D)	(D)	BB
78, 79, 84	Amusement and recreation services, including motion pictures and museums	25	6 647	1 362	324	259
781, 2	Motion picture production, distribution, and services	1	(D)	(D)	(D)	AA
783	Motion picture theaters	2	(D)	(D)	(D)	BB
784	Video tape rental	4	1 402	177	45	41
792	Theatrical producers (except motion picture), bands, orchestras, and entertainers	—	—	—	—	—
793	Bowling centers	2	(D)	(D)	(D)	BB
79 ex. 792, 3; 84	Commercial sports and other amusement and recreation services, including museums	16	2 779	678	142	140
80	Health services	135	63 248	25 684	6 146	1 061
801	Offices and clinics of doctors of medicine	42	28 738	13 117	3 313	372
802	Offices and clinics of dentists	44	11 335	3 943	936	166
803	Offices and clinics of doctors of osteopathy	5	1 444	715	130	24
804	Offices and clinics of other health practitioners	34	8 107	2 840	645	125
805	Nursing and personal care facilities	5	13 055	4 894	1 082	364
806	Hospitals	—	—	—	—	—
807, 8, 9	Other health services	5	569	175	40	10
81	Legal services	25	7 239	2 738	648	109
823, 4, 9	Selected educational services	5	2 100	1 244	317	32
83	Social services	6	(D)	(D)	(D)	BB
835	Child day care services	4	(D)	(D)	(D)	BB
832, 3, 6, 9	Other social services	2	(D)	(D)	(D)	BB
87 ex. 8733	Engineering, accounting, research, management, and related services (except noncommercial research organizations)	50	14 685	6 610	1 268	201
871	Engineering, architectural, and surveying services	15	9 189	4 106	640	75
872	Accounting, auditing, and bookkeeping services	27	3 585	1 519	396	82
873 ex. 8733	Research, development, and testing services (except noncommercial research organizations)	3	(D)	(D)	(D)	BB
874	Management and public relations services	5	(D)	(D)	(D)	AA
89	Services, n.e.c.	1	(D)	(D)	(D)	AA

Table 5. Summary Statistics for Firms Subject to Federal Income Tax for Places With 350 Establishments or More: 1992 — Con.

[Includes only establishments with payroll. For meaning of abbreviations and symbols, see introductory text. For explanation of terms and comparability of 1987 and 1992 censuses, see appendix A. For information on geographic areas followed by ▲, see appendix F]

SIC code	Geographic area and kind of business or operation	Establishments (number)	Receipts (\$1,000)	Annual payroll (\$1,000)	First-quarter payroll (\$1,000)	Paid employees for pay period including March 12 (number)
LOVELAND						
	Total	390	126 528	51 894	11 074	3 094
70 ex. 704	Hotels, rooming houses, camps, and other lodging places (except membership lodging)	10	1 662	215	47	37
7011	Hotels and motels	8	(D)	(D)	(D)	BB
7011 pt.	Hotels	2	(D)	(D)	(D)	AA
7011 pt.	Motels, motor hotels, and tourist courts	6	(D)	(D)	(D)	AA
702, 3	Other lodging places	2	(D)	(D)	(D)	AA
72	Personal services	50	7 124	2 576	611	262
721	Laundry, cleaning, and garment services	10	2 222	996	212	89
7211	Power laundries, family and commercial*	1	(D)	(D)	(D)	BB
7213	Linen supply*	—	—	—	—	—
7215	Coin-operated laundries and drycleaning	2	(D)	(D)	(D)	AA
7216	Drycleaning plants, except rug cleaning*	3	(D)	(D)	(D)	AA
7217	Carpet and upholstery cleaning	3	(D)	(D)	(D)	AA
7218	Industrial laundriers*	—	—	—	—	—
7212, 9	Other laundry, cleaning, and garment services*	1	(D)	(D)	(D)	AA
722	Photographic studios, portrait	2	(D)	(D)	(D)	AA
723, 4	Beauty and barber shops	27	2 004	767	190	93
723	Beauty shops	27	2 004	767	190	93
724	Barber shops	—	—	—	—	—
725	Shoe repair shops and shoeshine parlors	1	(D)	(D)	(D)	AA
726	Funeral service and crematories	2	(D)	(D)	(D)	AA
729	Miscellaneous personal services	8	1 538	458	125	59
73	Business services	61	30 511	15 959	3 344	1 136
731	Advertising	2	(D)	(D)	(D)	BB
732	Consumer credit reporting agencies, mercantile reporting agencies, and adjustment and collection agencies	2	(D)	(D)	(D)	BB
733	Mailing, reproduction, commercial art and photography, and stenographic services	7	3 178	902	170	51
734	Services to dwellings and other buildings	17	6 102	3 703	803	325
735	Miscellaneous equipment rental and leasing	7	2 138	369	69	22
736	Personnel supply services	7	(D)	(D)	(D)	EE
737	Computer programming, data processing, and other computer related services	10	4 774	2 250	542	87
7371, 2, 3	Computer programming, prepackaged software, and integrated systems	5	(D)	(D)	(D)	BB
7374, 5, 6	Data processing services	2	(D)	(D)	(D)	BB
7377, 8, 9	Computer rental and leasing, maintenance, and related services, n.e.c.	3	(D)	(D)	(D)	AA
738	Miscellaneous business services	9	2 946	1 723	447	164
75	Automotive repair, services, and parking	35	7 066	1 987	477	100
751	Automotive rental and leasing, without drivers	1	(D)	(D)	(D)	AA
752	Automobile parking	—	—	—	—	—
753	Automotive repair shops	30	6 284	1 818	427	87
7532	Top, body, and upholstery repair shops and paint shops	6	1 859	620	138	24
7538	General automotive repair shops	18	3 691	975	235	50
7533, 4, 6, 7, 9	Other automotive repair shops	6	734	223	54	13
754	Automotive services, except repair	4	(D)	(D)	(D)	AA
76	Miscellaneous repair services	13	2 181	608	129	34
762	Electrical repair shops	4	517	125	32	10
7622	Radio and television repair shops	1	(D)	(D)	(D)	AA
7623, 9	Other electrical and electronic repair shops	3	(D)	(D)	(D)	AA
763	Watch, clock, and jewelry repair	—	—	—	—	—
764	Reupholstery and furniture repair	—	—	—	—	—
769	Miscellaneous repair and related services	9	1 664	483	97	24
78, 79, 84	Amusement and recreation services, including motion pictures and museums	24	11 967	2 161	573	344
781, 2	Motion picture production, distribution, and services	—	—	—	—	—
783	Motion picture theaters	1	(D)	(D)	(D)	AA
784	Video tape rental	10	(D)	(D)	(D)	BB
792	Theatrical producers (except motion picture), bands, orchestras, and entertainers	2	—	—	—	—
793	Bowling centers	2	(D)	(D)	(D)	AA
79 ex. 792, 3, 84	Commercial sports and other amusement and recreation services, including museums	11	9 043	1 644	448	271
80	Health services	119	49 510	21 568	4 529	815
801	Offices and clinics of doctors of medicine	46	28 420	13 562	2 710	309
802	Offices and clinics of dentists	28	6 531	2 357	523	102
803	Offices and clinics of doctors of osteopathy	2	(D)	(D)	(D)	AA
804	Offices and clinics of other health practitioners	30	4 639	1 588	378	90
805	Nursing and personal care facilities	2	(D)	(D)	(D)	CC
806	Hospitals	—	—	—	—	—
807, 8, 9	Other health services	11	(D)	(D)	(D)	CC
81	Legal services	17	3 109	1 263	224	51
823, 4, 9	Selected educational services	3	(D)	(D)	(D)	AA

Table 5. Summary Statistics for Firms Subject to Federal Income Tax for Places With 350 Establishments or More: 1992 — Con.

[Includes only establishments with payroll. For meaning of abbreviations and symbols, see introductory text. For explanation of terms and comparability of 1987 and 1992 censuses, see appendix A. For information on geographic areas followed by ▲, see appendix F]

SIC code	Geographic area and kind of business or operation	Establishments (number)	Receipts (\$1,000)	Annual payroll (\$1,000)	First-quarter payroll (\$1,000)	Paid employees for pay period including March 12 (number)
LOVELAND—Con.						
83	Social services	14	2 388	1 114	219	109
835	Child day care services	7	1 277	610	119	69
832, 3, 6, 9	Other social services	7	1 111	504	100	40
87 ex. 8733	Engineering, accounting, research, management, and related services (except noncommercial research organizations)	39	8 608	3 578	806	178
871	Engineering, architectural, and surveying services	16	5 514	2 392	522	103
872	Accounting, auditing, and bookkeeping services	18	2 576	941	240	65
873 ex. 8733	Research, development, and testing services (except noncommercial research organizations)	1	(D)	(D)	(D)	AA
874	Management and public relations services	4	(D)	(D)	(D)	AA
89	Services, n.e.c.	5	(D)	(D)	(D)	BB
PUEBLO						
	Total	760	316 942	115 460	27 253	7 251
70 ex. 704	Hotels, rooming houses, camps, and other lodging places (except membership lodging)	18	(D)	(D)	(D)	EE
7011	Hotels and motels	15	(D)	(D)	(D)	EE
7011 pt.	Hotels	3	(D)	(D)	(D)	CC
7011 pt.	Motels, motor hotels, and tourist courts	12	(D)	(D)	(D)	CC
702, 3	Other lodging places	3	(D)	(D)	(D)	AA
72	Personal services	83	17 403	4 516	1 010	415
721	Laundry, cleaning, and garment services	17	(D)	(D)	(D)	BB
7211	Power laundries, family and commercial*	—	—	—	—	—
7213	Linen supply*	—	—	—	—	—
7215	Coin-operated laundries and drycleaning	7	(D)	(D)	(D)	AA
7216	Drycleaning plants, except rug cleaning*	8	1 531	521	125	52
7217	Carpet and upholstery cleaning	1	(D)	(D)	(D)	AA
7218	Industrial laundriers*	—	—	—	—	—
7212, 9	Other laundry, cleaning, and garment services*	1	(D)	(D)	(D)	AA
722	Photographic studios, portrait	7	886	167	42	24
723, 4	Beauty and barber shops	37	(D)	(D)	(D)	CC
723	Beauty shops	36	(D)	(D)	(D)	CC
724	Barber shops	1	(D)	(D)	(D)	AA
725	Shoe repair shops and shoeshine parlors	—	—	—	—	—
726	Funeral service and crematories	6	7 772	1 416	315	93
729	Miscellaneous personal services	16	2 683	683	112	67
73	Business services	86	56 148	20 719	5 276	2 157
731	Advertising	4	(D)	(D)	(D)	AA
732	Consumer credit reporting agencies, mercantile reporting agencies, and adjustment and collection agencies	5	1 719	671	152	46
733	Mailing, reproduction, commercial art and photography, and stenographic services	10	(D)	(D)	(D)	AA
734	Services to dwellings and other buildings	19	2 646	1 031	200	138
735	Miscellaneous equipment rental and leasing	12	6 573	1 879	420	116
736	Personnel supply services	9	10 463	7 196	1 812	834
737	Computer programming, data processing, and other computer related services	6	(D)	(D)	(D)	AA
7371, 2, 3	Computer programming, prepackaged software, and integrated systems	2	(D)	(D)	(D)	AA
7374, 5, 6	Data processing services	2	(D)	(D)	(D)	AA
7377, 8, 9	Computer rental and leasing, maintenance, and related services, n.e.c.	2	(D)	(D)	(D)	AA
738	Miscellaneous business services	21	(D)	(D)	(D)	FF
75	Automotive repair, services, and parking	76	15 157	3 528	828	268
751	Automotive rental and leasing, without drivers	3	(D)	(D)	(D)	AA
752	Automobile parking	—	—	—	—	—
753	Automotive repair shops	55	(D)	(D)	(D)	CC
7532	Top, body, and upholstery repair shops and paint shops	15	(D)	(D)	(D)	BB
7538	General automotive repair shops	31	5 564	1 260	281	90
7533, 4, 6, 7, 9	Other automotive repair shops	9	(D)	(D)	(D)	BB
754	Automotive services, except repair	18	(D)	(D)	(D)	BB
76	Miscellaneous repair services	35	12 441	3 240	771	159
762	Electrical repair shops	12	1 674	505	137	41
7622	Radio and television repair shops	2	(D)	(D)	(D)	AA
7623, 9	Other electrical and electronic repair shops	10	(D)	(D)	(D)	BB
763	Watch, clock, and jewelry repair	1	(D)	(D)	(D)	AA
764	Reupholstery and furniture repair	2	(D)	(D)	(D)	AA
769	Miscellaneous repair and related services	20	(D)	(D)	(D)	CC

Table 5. Summary Statistics for Firms Subject to Federal Income Tax for Places With 350 Establishments or More: 1992 — Con.

[Includes only establishments with payroll. For meaning of abbreviations and symbols, see introductory text. For explanation of terms and comparability of 1987 and 1992 censuses, see appendix A. For information on geographic areas followed by ▲, see appendix F]

SIC code	Geographic area and kind of business or operation	Establishments (number)	Receipts (\$1,000)	Annual payroll (\$1,000)	First-quarter payroll (\$1,000)	Paid employees for pay period including March 12 (number)
	PUEBLO—Con.					
78, 79, 84	Amusement and recreation services, including motion pictures and museums	49	25 889	4 305	1 184	577
781, 2	Motion picture production, distribution, and services	2	(D)	(D)	(D)	AA
783	Motion picture theaters	3	(D)	(D)	(D)	BB
784	Video tape rental	15	(D)	(D)	(D)	BB
792	Theatrical producers (except motion picture), bands, orchestras, and entertainers	—	—	—	—	—
793	Bowling centers	4	(D)	(D)	(D)	BB
79 ex. 792, 3; 84	Commercial sports and other amusement and recreation services, including museums	25	(D)	(D)	(D)	EE
80	Health services	264	143 232	62 784	14 428	2 657
801	Offices and clinics of doctors of medicine	110	(D)	(D)	(D)	FF
802	Offices and clinics of dentists	71	(D)	(D)	(D)	EE
803	Offices and clinics of doctors of osteopathy	3	(D)	(D)	(D)	AA
804	Offices and clinics of other health practitioners	44	(D)	(D)	(D)	CC
805	Nursing and personal care facilities	10	24 815	9 751	2 280	828
806	Hospitals	—	—	—	—	—
807, 8, 9	Other health services	26	(D)	(D)	(D)	EE
81	Legal services	62	14 296	5 076	1 111	205
823, 4, 9	Selected educational services	7	(D)	(D)	(D)	BB
83	Social services	19	(D)	(D)	(D)	CC
835	Child day care services	2	(D)	(D)	(D)	BB
832, 3, 6, 9	Other social services	17	4 447	1 689	445	159
87 ex. 8733	Engineering, accounting, research, management, and related services (except noncommercial research organizations)	60	12 861	5 685	1 247	268
871	Engineering, architectural, and surveying services	16	(D)	(D)	(D)	BB
872	Accounting, auditing, and bookkeeping services	32	(D)	(D)	(D)	CC
873 ex. 8733	Research, development, and testing services (except noncommercial research organizations)	1	(D)	(D)	(D)	AA
874	Management and public relations services	11	(D)	(D)	(D)	BB
89	Services, n.e.c.	1	(D)	(D)	(D)	AA
	WESTMINSTER ▲					
	Total	356	140 588	61 588	13 708	3 261
70 ex. 704	Hotels, rooming houses, camps, and other lodging places (except membership lodging)	3	5 339	1 293	296	109
7011	Hotels and motels	3	5 339	1 293	296	109
7011 pt.	Hotels	—	—	—	—	—
7011 pt.	Motels, motor hotels, and tourist courts	3	5 339	1 293	296	109
702, 3	Other lodging places	—	—	—	—	—
72	Personal services	41	7 473	2 926	776	445
721	Laundry, cleaning, and garment services	4	818	212	51	22
7211	Power laundries, family and commercial*	—	—	—	—	—
7213	Linen supply*	—	—	—	—	—
7215	Coin-operated laundries and drycleaning	1	(D)	(D)	(D)	AA
7216	Drycleaning plants, except rug cleaning*	2	(D)	(D)	(D)	BB
7217	Carpet and upholstery cleaning	1	(D)	(D)	(D)	AA
7218	Industrial laundriers*	—	—	—	—	—
7212, 9	Other laundry, cleaning, and garment services*	—	—	—	—	—
722	Photographic studios, portrait	5	991	228	59	40
723, 4	Beauty and barber shops	20	2 950	1 111	275	127
723	Beauty shops	18	(D)	(D)	(D)	CC
724	Barber shops	2	(D)	(D)	(D)	AA
725	Shoe repair shops and shoeshine parlors	—	—	—	—	—
726	Funeral service and crematories	—	—	—	—	—
729	Miscellaneous personal services	12	2 714	1 375	391	256
73	Business services	68	34 219	20 437	4 309	688
731	Advertising	1	(D)	(D)	(D)	AA
732	Consumer credit reporting agencies, mercantile reporting agencies, and adjustment and collection agencies	—	—	—	—	—
733	Mailing, reproduction, commercial art and photography, and stenographic services	8	1 690	1 124	271	29
734	Services to dwellings and other buildings	9	1 019	436	111	31
735	Miscellaneous equipment rental and leasing	5	1 708	522	101	30
736	Personnel supply services	6	5 644	4 433	896	351
737	Computer programming, data processing, and other computer related services	21	17 258	11 705	2 437	119
7371, 2, 3	Computer programming, prepackaged software, and integrated systems	15	15 628	11 254	2 351	104
7374, 5, 6	Data processing services	1	(D)	(D)	(D)	AA
7377, 8, 9	Computer rental and leasing, maintenance, and related services, n.e.c.	5	(D)	(D)	(D)	AA
738	Miscellaneous business services	18	(D)	(D)	(D)	CC

Table 5. Summary Statistics for Firms Subject to Federal Income Tax for Places With 350 Establishments or More: 1992 — Con.

[Includes only establishments with payroll. For meaning of abbreviations and symbols, see introductory text. For explanation of terms and comparability of 1987 and 1992 censuses, see appendix A. For information on geographic areas followed by ▲, see appendix F]

SIC code	Geographic area and kind of business or operation	Establishments (number)	Receipts (\$1,000)	Annual payroll (\$1,000)	First-quarter payroll (\$1,000)	Paid employees for pay period including March 12 (number)
	WESTMINSTER ▲—Con.					
75	Automotive repair, services, and parking	26	12 708	3 362	846	287
751	Automotive rental and leasing, without drivers	1	(D)	(D)	(D)	AA
752	Automobile parking	—	—	—	—	—
753	Automotive repair shops	17	9 749	2 457	638	139
7532	Top, body, and upholstery repair shops and paint shops	6	3 704	982	246	53
7538	General automotive repair shops	5	1 584	415	102	30
7533, 4, 6, 7, 9	Other automotive repair shops	6	4 461	1 060	290	56
754	Automotive services, except repair	8	(D)	(D)	(D)	CC
76	Miscellaneous repair services	7	2 131	769	173	28
762	Electrical repair shops	3	1 673	642	143	17
7622	Radio and television repair shops	1	(D)	(D)	(D)	AA
7623, 9	Other electrical and electronic repair shops	2	(D)	(D)	(D)	AA
763	Watch, clock, and jewelry repair	1	(D)	(D)	(D)	AA
764	Reupholstery and furniture repair	—	—	—	—	—
769	Miscellaneous repair and related services	3	(D)	(D)	(D)	AA
78, 79, 84	Amusement and recreation services, including motion pictures and museums	14	8 724	1 580	392	165
781, 2	Motion picture production, distribution, and services	1	(D)	(D)	(D)	AA
783	Motion picture theaters	2	(D)	(D)	(D)	BB
784	Video tape rental	4	(D)	(D)	(D)	BB
792	Theatrical producers (except motion picture), bands, orchestras, and entertainers	2	(D)	(D)	(D)	AA
793	Bowling centers	3	(D)	(D)	(D)	BB
79 ex. 792, 3; 84	Commercial sports and other amusement and recreation services, including museums	2	(D)	(D)	(D)	AA
80	Health services	94	40 395	18 503	4 017	882
801	Offices and clinics of doctors of medicine	28	17 483	8 726	1 831	161
802	Offices and clinics of dentists	35	10 746	4 234	915	183
803	Offices and clinics of doctors of osteopathy	2	(D)	(D)	(D)	AA
804	Offices and clinics of other health practitioners	19	4 420	1 624	393	72
805	Nursing and personal care facilities	5	5 918	3 086	739	437
806	Hospitals	—	—	—	—	—
807, 8, 9	Other health services	5	(D)	(D)	(D)	BB
81	Legal services	22	5 164	1 924	331	54
823, 4, 9	Selected educational services	10	1 248	524	157	33
83	Social services	10	5 179	1 965	458	179
835	Child day care services	5	1 441	650	156	77
832, 3, 6, 9	Other social services	5	3 738	1 315	302	102
87 ex. 8733	Engineering, accounting, research, management, and related services (except noncommercial research organizations)	55	14 080	6 671	1 573	349
871	Engineering, architectural, and surveying services	12	6 130	3 473	796	111
872	Accounting, auditing, and bookkeeping services	21	2 331	764	189	40
873 ex. 8733	Research, development, and testing services (except noncommercial research organizations)	4	888	320	69	76
874	Management and public relations services	18	4 731	2 114	519	122
89	Services, n.e.c.	6	3 928	1 634	380	42
	WHEAT RIDGE					
	Total	505	242 004	94 453	21 161	3 844
70 ex. 704	Hotels, rooming houses, camps, and other lodging places (except membership lodging)	7	6 028	1 371	276	153
7011	Hotels and motels	7	6 028	1 371	276	153
7011 pt.	Hotels	1	(D)	(D)	(D)	BB
7011 pt.	Motels, motor hotels, and tourist courts	6	(D)	(D)	(D)	CC
702, 3	Other lodging places	—	—	—	—	—
72	Personal services	49	10 642	3 299	729	268
721	Laundry, cleaning, and garment services	15	3 691	1 448	298	106
7211	Power laundries, family and commercial*	2	(D)	(D)	(D)	BB
7213	Linen supply*	—	—	—	—	—
7215	Coin-operated laundries and drycleaning	4	332	65	15	7
7216	Drycleaning plants, except rug cleaning*	4	681	289	64	21
7217	Carpet and upholstery cleaning	2	(D)	(D)	(D)	AA
7218	Industrial launderers*	—	—	—	—	—
7212, 9	Other laundry, cleaning, and garment services*	3	395	153	8	2
722	Photographic studios, portrait	3	(D)	(D)	(D)	AA
723, 4	Beauty and barber shops	23	1 786	776	179	86
723	Beauty shops	21	(D)	(D)	(D)	BB
724	Barber shops	2	(D)	(D)	(D)	AA
725	Shoe repair shops and shoeshine parlors	1	(D)	(D)	(D)	AA
726	Funeral service and crematories	4	3 863	710	174	49
729	Miscellaneous personal services	3	(D)	(D)	(D)	AA

Table 5. Summary Statistics for Firms Subject to Federal Income Tax for Places With 350 Establishments or More: 1992 — Con.

[Includes only establishments with payroll. For meaning of abbreviations and symbols, see introductory text. For explanation of terms and comparability of 1987 and 1992 censuses, see appendix A. For information on geographic areas followed by ▲, see appendix F]

SIC code	Geographic area and kind of business or operation	Establishments (number)	Receipts (\$1,000)	Annual payroll (\$1,000)	First-quarter payroll (\$1,000)	Paid employees for pay period including March 12 (number)
	WHEAT RIDGE — Con.					
73	Business services	67	56 296	14 703	3 939	751
731	Advertising	—	—	—	—	—
732	Consumer credit reporting agencies, mercantile reporting agencies, and adjustment and collection agencies	2	(D)	(D)	(D)	AA
733	Mailing, reproduction, commercial art and photography, and stenographic services	6	2 270	430	140	28
734	Services to dwellings and other buildings	13	2 581	846	184	64
735	Miscellaneous equipment rental and leasing	8	6 268	1 652	350	55
736	Personnel supply services	5	792	472	112	30
737	Computer programming, data processing, and other computer related services	11	(D)	(D)	(D)	CC
7371, 2, 3	Computer programming, prepackaged software, and integrated systems	2	(D)	(D)	(D)	AA
7374, 5, 6	Data processing services	4	(D)	(D)	(D)	CC
7377, 8, 9	Computer rental and leasing, maintenance, and related services, n.e.c.	5	879	304	57	8
738	Miscellaneous business services	22	(D)	(D)	(D)	EE
75	Automotive repair, services, and parking	39	13 306	4 075	979	257
751	Automotive rental and leasing, without drivers	2	(D)	(D)	(D)	AA
752	Automobile parking	—	—	—	—	—
753	Automotive repair shops	30	10 461	2 962	712	138
7532	Top, body, and upholstery repair shops and paint shops	7	5 374	1 720	406	59
7538	General automotive repair shops	17	4 304	1 074	245	65
7533, 4, 6, 7, 9	Other automotive repair shops	6	783	168	61	14
754	Automotive services, except repair	7	(D)	(D)	(D)	CC
76	Miscellaneous repair services	18	7 359	2 175	520	91
762	Electrical repair shops	7	851	228	36	11
7622	Radio and television repair shops	2	(D)	(D)	(D)	AA
7623, 9	Other electrical and electronic repair shops	5	(D)	(D)	(D)	AA
763	Watch, clock, and jewelry repair	—	—	—	—	—
764	Reupholstery and furniture repair	2	(D)	(D)	(D)	AA
769	Miscellaneous repair and related services	9	(D)	(D)	(D)	BB
78, 79, 84	Amusement and recreation services, including motion pictures and museums	22	5 060	1 675	383	160
781, 2	Motion picture production, distribution, and services	—	—	—	—	—
783	Motion picture theaters	—	—	—	—	—
784	Video tape rental	6	(D)	(D)	(D)	BB
792	Theatrical producers (except motion picture), bands, orchestras, and entertainers	2	(D)	(D)	(D)	BB
793	Bowling centers	3	1 505	556	152	57
79 ex. 792, 3; 84	Commercial sports and other amusement and recreation services, including museums	11	1 791	495	90	48
80	Health services	185	101 613	48 765	10 459	1 437
801	Offices and clinics of doctors of medicine	109	59 988	30 920	6 350	593
802	Offices and clinics of dentists	38	10 300	4 664	998	155
803	Offices and clinics of doctors of osteopathy	—	—	—	—	—
804	Offices and clinics of other health practitioners	21	4 109	2 048	430	79
805	Nursing and personal care facilities	4	9 531	4 505	1 067	296
806	Hospitals	2	(D)	(D)	(D)	CC
807, 8, 9	Other health services	11	(D)	(D)	(D)	CC
81	Legal services	33	6 960	2 745	567	74
823, 4, 9	Selected educational services	7	3 562	1 261	224	65
83	Social services	11	2 127	868	200	104
835	Child day care services	6	1 096	496	105	75
832, 3, 6, 9	Other social services	5	1 031	372	95	29
87 ex. 8733	Engineering, accounting, research, management, and related services (except noncommercial research organizations)	62	27 734	12 867	2 757	465
871	Engineering, architectural, and surveying services	15	14 522	6 290	1 384	180
872	Accounting, auditing, and bookkeeping services	24	3 836	1 841	331	84
873 ex. 8733	Research, development, and testing services (except noncommercial research organizations)	7	3 838	1 832	386	58
874	Management and public relations services	16	5 538	2 904	656	143
89	Services, n.e.c.	5	1 317	649	128	19

Table 6. Summary Statistics for Firms Subject to Federal Income Tax for Counties With 350 Establishments or More: 1992

[Includes only establishments with payroll. For meaning of abbreviations and symbols, see introductory text. For explanation of terms and comparability of 1987 and 1992 censuses, see appendix A. For information on geographic areas followed by ▲, see appendix F]

SIC code	Geographic area and kind of business or operation	Establishments (number)	Receipts (\$1,000)	Annual payroll (\$1,000)	First-quarter payroll (\$1,000)	Paid employees for pay period including March 12 (number)
ADAMS COUNTY						
	Total	1 641	984 863	336 151	75 665	17 960
70 ex. 704	Hotels, rooming houses, camps, and other lodging places (except membership lodging)	23	(D)	(D)	(D)	FF
7011	Hotels and motels	22	(D)	(D)	(D)	FF
7011 pt.	Hotels	4	(D)	(D)	(D)	EE
7011 pt.	Motels, motor hotels, and tourist courts	18	(D)	(D)	(D)	EE
702, 3	Other lodging places	1	(D)	(D)	(D)	AA
72	Personal services	184	38 878	12 919	3 196	1 291
721	Laundry, cleaning, and garment services	54	18 439	5 653	1 258	410
7211	Power laundries, family and commercial*	2	(D)	(D)	(D)	AA
7213	Linen supply*	1	(D)	(D)	(D)	CC
7215	Coin-operated laundries and drycleaning	8	3 601	569	152	42
7216	Drycleaning plants, except rug cleaning*	20	2 694	689	158	72
7217	Carpet and upholstery cleaning	15	6 107	2 519	492	120
7218	Industrial laundriers*	3	(D)	(D)	(D)	AA
7212, 9	Other laundry, cleaning, and garment services*	5	(D)	(D)	(D)	AA
722	Photographic studios, portrait	11	(D)	(D)	(D)	BB
723, 4	Beauty and barber shops	85	10 411	4 233	1 021	440
723	Beauty shops	79	10 000	4 068	980	427
724	Barber shops	6	411	165	41	13
725	Shoe repair shops and shoeshine parlors	3	(D)	(D)	(D)	AA
726	Funeral service and crematories	1	(D)	(D)	(D)	AA
729	Miscellaneous personal services	30	(D)	(D)	(D)	EE
73	Business services	320	351 608	108 678	24 769	6 237
731	Advertising	5	1 239	150	24	9
732	Consumer credit reporting agencies, mercantile reporting agencies, and adjustment and collection agencies	4	(D)	(D)	(D)	BB
733	Mailing, reproduction, commercial art and photography, and stenographic services	22	25 473	4 031	961	141
734	Services to dwellings and other buildings	68	9 776	4 084	960	489
735	Miscellaneous equipment rental and leasing	41	110 996	12 713	3 110	528
736	Personnel supply services	31	28 415	19 629	3 600	2 522
737	Computer programming, data processing, and other computer related services	67	116 042	47 446	11 596	1 236
7371, 2, 3	Computer programming, prepackaged software, and integrated systems	41	92 233	38 975	9 542	865
7374, 5, 6	Data processing services	8	14 594	4 620	1 055	246
7377, 8, 9	Computer rental and leasing, maintenance, and related services, n.e.c.	18	9 215	3 851	999	125
738	Miscellaneous business services	82	(D)	(D)	(D)	GG
75	Automotive repair, services, and parking	267	101 973	24 851	5 774	1 408
751	Automotive rental and leasing, without drivers	14	18 032	1 515	379	67
752	Automobile parking	-	-	-	-	-
753	Automotive repair shops	214	72 183	20 505	4 684	1 024
7532	Top, body, and upholstery repair shops and paint shops	51	18 689	5 613	1 353	279
7538	General automotive repair shops	98	29 291	8 986	1 916	421
7533, 4, 6, 7, 9	Other automotive repair shops	65	24 203	5 906	1 415	324
754	Automotive services, except repair	39	11 758	2 831	711	317
76	Miscellaneous repair services	96	41 522	15 330	3 373	759
762	Electrical repair shops	27	12 682	6 524	1 472	338
7622	Radio and television repair shops	8	(D)	(D)	(D)	BB
7623, 9	Other electrical and electronic repair shops	19	(D)	(D)	(D)	EE
763	Watch, clock, and jewelry repair	1	(D)	(D)	(D)	AA
764	Reupholstery and furniture repair	5	1 136	285	51	17
769	Miscellaneous repair and related services	63	(D)	(D)	(D)	EE
78, 79, 84	Amusement and recreation services, including motion pictures and museums	99	57 861	12 943	2 785	1 090
781, 2	Motion picture production, distribution, and services	3	(D)	(D)	(D)	AA
783	Motion picture theaters	7	5 097	603	138	79
784	Video tape rental	21	(D)	(D)	(D)	CC
792	Theatrical producers (except motion picture), bands, orchestras, and entertainers	5	(D)	(D)	(D)	AA
793	Bowling centers	12	6 184	1 577	420	209
79 ex. 792, 3; 84	Commercial sports and other amusement and recreation services, including museums	51	39 122	9 273	1 898	677
80	Health services	327	238 435	103 132	22 749	4 180
801	Offices and clinics of doctors of medicine	100	66 973	32 751	6 750	639
802	Offices and clinics of dentists	93	31 963	12 233	2 696	516
803	Offices and clinics of doctors of osteopathy	21	7 406	2 983	626	95
804	Offices and clinics of other health practitioners	67	20 711	6 467	1 545	324
805	Nursing and personal care facilities	16	34 316	17 025	3 811	1 273
806	Hospitals	2	(D)	(D)	(D)	FF
807, 8, 9	Other health services	28	(D)	(D)	(D)	EE
81	Legal services	47	10 432	3 576	689	128
823, 4, 9	Selected educational services	18	13 878	4 677	1 103	352

Table 6. Summary Statistics for Firms Subject to Federal Income Tax for Counties With 350 Establishments or More: 1992 — Con.

[Includes only establishments with payroll. For meaning of abbreviations and symbols, see introductory text. For explanation of terms and comparability of 1987 and 1992 censuses, see appendix A. For information on geographic areas followed by ▲, see appendix F]

SIC code	Geographic area and kind of business or operation	Establishments (number)	Receipts (\$1,000)	Annual payroll (\$1,000)	First-quarter payroll (\$1,000)	Paid employees for pay period including March 12 (number)
ADAMS COUNTY — Con.						
83	Social services	52	15 002	5 933	1 394	577
835	Child day care services	31	6 376	3 074	720	332
832, 3, 6, 9	Other social services	21	8 626	2 859	674	245
87 ex. 8733	Engineering, accounting, research, management, and related services (except noncommercial research organizations)	196	89 550	36 251	7 645	1 318
871	Engineering, architectural, and surveying services	50	36 687	15 712	3 219	498
872	Accounting, auditing, and bookkeeping services	73	17 314	5 587	1 028	280
873 ex. 8733	Research, development, and testing services (except noncommercial research organizations)	13	11 207	4 810	1 021	158
874	Management and public relations services	60	24 342	10 142	2 377	382
89	Services, n.e.c.	12	(D)	(D)	(D)	CC
ARAPAHOE COUNTY						
	Total	4 423	3 092 618	1 239 998	286 640	47 195
70 ex. 704	Hotels, rooming houses, camps, and other lodging places (except membership lodging)	43	73 466	20 717	4 855	1 797
7011	Hotels and motels	36	72 112	20 481	4 820	1 782
7011 pt.	Hotels	14	60 008	17 337	4 092	1 403
7011 pt.	Hotels, 25 guestrooms or more	14	60 008	17 337	4 092	1 403
7011 pt.	Hotels, less than 25 guestrooms	—	—	—	—	—
7011 pt.	Motels, motor hotels, and tourist courts	22	12 104	3 144	728	379
7011 pt.	Motels, tourist courts	16	6 053	1 675	377	237
7011 pt.	Motor hotels	6	6 051	1 469	351	142
702, 3	Other lodging places	7	1 354	236	35	15
702	Rooming and boarding houses	—	—	—	—	—
703	Camps and recreational vehicle parks	7	1 354	236	35	15
72	Personal services	427	80 477	27 398	6 509	2 591
721	Laundry, cleaning, and garment services	147	32 662	10 097	2 379	942
7211	Power laundries, family and commercial*	6	(D)	(D)	(D)	BB
7213	Linen supply*	1	(D)	(D)	(D)	AA
7215	Coin-operated laundries and drycleaning	16	(D)	(D)	(D)	BB
7216	Drycleaning plants, except rug cleaning*	77	12 003	3 605	854	431
7217	Carpet and upholstery cleaning	37	10 379	3 383	739	271
7218	Industrial launderers*	3	(D)	(D)	(D)	BB
7212, 9	Other laundry, cleaning, and garment services*	7	(D)	(D)	(D)	AA
7212	Garment pressing, and agents for laundries and drycleaners	3	(D)	(D)	(D)	AA
7219	Laundry and garment services, n.e.c.*	4	242	53	13	8
722	Photographic studios, portrait	30	6 763	1 799	315	139
723, 4	Beauty and barber shops	181	25 423	11 038	2 568	982
723	Beauty shops	171	24 448	10 576	2 455	953
724	Barber shops	10	975	462	113	29
725	Shoe repair shops and shoeshine parlors	7	711	175	33	15
726	Funeral service and crematories	7	(D)	(D)	(D)	BB
729	Miscellaneous personal services	55	(D)	(D)	(D)	EE
7291	Tax return preparation services	10	2 027	899	362	250
7299	Miscellaneous personal services, n.e.c.	45	(D)	(D)	(D)	CC
73	Business services	955	784 034	327 954	81 353	15 732
731	Advertising	48	25 719	11 153	2 732	307
7311	Advertising agencies	37	16 488	7 818	1 798	198
7312	Outdoor advertising services	2	(D)	(D)	(D)	AA
7313	Radio, television, publishers' advertising representatives	4	(D)	(D)	(D)	BB
7319	Advertising, n.e.c.	5	(D)	(D)	(D)	BB
732	Consumer credit reporting agencies, mercantile reporting agencies, and adjustment and collection agencies	30	30 420	10 480	2 436	468
7322	Adjustment and collection services	25	(D)	(D)	(D)	EE
7323	Credit reporting services	5	(D)	(D)	(D)	CC
733	Mailing, reproduction, commercial art and photography, and stenographic services	89	31 278	9 688	2 173	481
7331	Direct mail advertising services	16	9 716	2 765	659	143
7334	Photocopying and duplicating services	14	8 456	2 316	516	142
7335, 6	Commercial photography, art, and graphics	38	10 186	3 452	784	142
7335	Commercial photography	13	1 399	440	87	19
7336	Commercial art and graphic design	25	8 787	3 012	697	123
7338	Secretarial and court reporting services	21	2 920	1 155	214	54
734	Services to dwellings and other buildings	120	22 523	9 830	2 530	1 149
7342	Disinfecting and pest control services	6	1 710	835	187	41
7349	Building cleaning and maintenance services, n.e.c.	114	20 813	8 995	2 343	1 108
735	Miscellaneous equipment rental and leasing	57	46 816	10 646	2 567	469
7352	Medical equipment rental and leasing	8	19 670	4 385	1 084	191
7353	Heavy construction equipment rental and leasing	4	2 020	967	211	30
7359	Equipment rental and leasing, n.e.c.	45	25 126	5 294	1 272	248
736	Personnel supply services	114	114 552	80 171	19 914	6 347
7361	Employment agencies	39	10 665	4 435	1 004	249
7363	Help supply services	75	103 887	75 736	18 910	6 098
7363 pt.	Temporary help supply	64	72 508	51 572	13 147	4 544
7363 pt.	Help supply, except temporary	11	31 379	24 164	5 763	1 554

Table 6. Summary Statistics for Firms Subject to Federal Income Tax for Counties With 350 Establishments or More: 1992 — Con.

[Includes only establishments with payroll. For meaning of abbreviations and symbols, see introductory text. For explanation of terms and comparability of 1987 and 1992 censuses, see appendix A. For information on geographic areas followed by ▲, see appendix F]

SIC code	Geographic area and kind of business or operation	Establishments (number)	Receipts (\$1,000)	Annual payroll (\$1,000)	First-quarter payroll (\$1,000)	Paid employees for pay period including March 12 (number)
ARAPAHOE COUNTY—Con.						
73	Business services—Con.					
737	Computer programming, data processing, and other computer related services -----	302	380 566	154 909	39 079	3 585
7371, 2, 3	Computer programming, prepackaged software, and integrated systems -----	183	266 837	112 138	28 300	2 218
7371	Computer programming services -----	103	126 034	61 567	16 836	1 229
7372	Prepackaged software -----	40	62 345	22 098	5 618	447
7373	Computer integrated systems -----	40	78 458	28 473	5 846	542
7374, 5, 6	Data processing services -----	43	57 657	24 442	6 267	794
7374, 5	Computer processing, information retrieval -----	41	(D)	(D)	(D)	FF
7376	Computer facilities management services -----	2	(D)	(D)	(D)	BB
7377, 8, 9	Computer rental and leasing, maintenance, and related services, n.e.c. -----	76	56 072	18 329	4 512	573
7377	Computer rental and leasing -----	7	2 118	560	133	11
7378	Computer maintenance and repair -----	28	34 458	8 117	2 020	250
7379	Computer related services, n.e.c. -----	41	19 496	9 652	2 359	312
738	Miscellaneous business services -----	195	132 160	41 077	9 922	2 926
7381, 2	Detective agencies and protective services -----	44	35 865	13 924	3 246	1 182
7381	Detective, guard, and armored car services -----	32	12 111	7 964	1 847	916
7382	Security systems services -----	12	23 754	5 960	1 399	266
7383	News syndicates -----	—	—	—	—	—
7384	Photofinishing laboratories* -----	16	7 410	1 402	301	95
7389	Business services, n.e.c. -----	135	88 885	25 751	6 375	1 649
7389 pt.	Sign painting shops -----	6	733	142	32	14
7389 pt.	Interior designing -----	14	4 898	1 301	296	45
7389 pt.	Telephone answering services -----	5	5 157	2 825	723	284
7389 pt.	Other business services -----	110	78 097	21 483	5 324	1 306
75	Automotive repair, services, and parking -----	318	133 360	36 444	8 588	1 829
751	Automotive rental and leasing, without drivers -----	17	26 098	4 839	1 038	225
7513	Truck rental and leasing, without drivers -----	3	(D)	(D)	(D)	BB
7514, 5	Passenger car rental and leasing -----	13	(D)	(D)	(D)	CC
7514	Passenger car rental -----	8	(D)	(D)	(D)	CC
7515	Passenger car leasing -----	5	(D)	(D)	(D)	AA
7519	Utility trailer and recreational vehicle rental -----	1	(D)	(D)	(D)	AA
752	Automobile parking -----	1	(D)	(D)	(D)	AA
753	Automotive repair shops -----	254	91 610	27 395	6 525	1 252
7532	Top, body, and upholstery repair shops and paint shops -----	83	33 822	11 485	2 861	509
7532 pt.	Top and body repair shops -----	75	32 762	11 197	2 789	492
7532 pt.	Paint shops -----	8	1 060	288	72	17
7538	General automotive repair shops -----	120	37 406	10 489	2 338	491
7538 pt.	General automotive repair shops, except diesel -----	117	35 975	10 142	2 250	476
7538 pt.	Diesel repair shops -----	3	1 431	347	88	15
7533, 4, 6, 7, 9	Other automotive repair shops -----	51	20 382	5 421	1 326	252
7533	Automotive exhaust system repair shops -----	7	(D)	(D)	(D)	BB
7534	Tire retreading and repair shops -----	—	—	—	—	—
7536	Automotive glass replacement shops -----	15	7 387	1 447	389	81
7537	Automotive transmission repair shops -----	14	3 442	963	233	51
7539	Automotive repair shops, n.e.c. -----	15	(D)	(D)	(D)	BB
7539 pt.	Radiator repair -----	3	(D)	(D)	(D)	AA
7539 pt.	Brake, front end, and wheel alignment -----	4	3 370	1 291	296	53
7539 pt.	Automotive electrical and fuel system services -----	4	864	296	72	14
7539 pt.	Other automotive repair shops, n.e.c. -----	4	(D)	(D)	(D)	AA
754	Automotive services, except repair -----	46	(D)	(D)	(D)	EE
7542	Carwashes -----	19	(D)	(D)	(D)	CC
7549	Automotive services, except repair and carwashes -----	27	9 884	2 990	726	188
76	Miscellaneous repair services -----	140	55 943	17 844	4 025	743
762	Electrical repair shops -----	61	32 173	11 099	2 447	426
7622	Radio and television repair shops -----	23	3 301	1 210	318	71
7623, 9	Other electrical and electronic repair shops -----	38	28 872	9 889	2 129	355
7623	Refrigeration and air-conditioning service and repair shops -----	2	(D)	(D)	(D)	BB
7629	Electrical and electronic repair shops, n.e.c. -----	36	(D)	(D)	(D)	EE
763	Watch, clock, and jewelry repair -----	5	477	89	24	10
764	Reupholstery and furniture repair -----	15	2 543	935	215	52
769	Miscellaneous repair and related services -----	59	20 750	5 721	1 339	255
7692	Welding repair -----	3	(D)	(D)	(D)	AA
7694	Armature rewinding shops -----	1	(D)	(D)	(D)	AA
7699	Repair shops and related services, n.e.c. -----	55	20 353	5 644	1 324	248
78, 79, 84	Amusement and recreation services, including motion pictures and museums -----	222	215 816	80 428	12 041	3 686
781, 2	Motion picture production, distribution, and services -----	34	33 730	5 607	1 208	240
783	Motion picture theaters -----	17	21 013	2 611	712	352
7832	Motion picture theaters, except drive-in -----	15	(D)	(D)	(D)	EE
7833	Drive-in motion picture theaters -----	2	(D)	(D)	(D)	AA
784	Video tape rental -----	26	10 924	1 788	433	209
792	Theatrical producers (except motion picture), bands, orchestras, and entertainers -----	15	33 414	3 593	695	196
7922	Theatrical producers (except motion picture) and miscellaneous theatrical services -----	6	(D)	(D)	(D)	CC
7929	Bands, orchestras, actors, and other entertainers and entertainment groups -----	9	(D)	(D)	(D)	BB
793	Bowling centers -----	10	10 767	3 610	934	424

Table 6. Summary Statistics for Firms Subject to Federal Income Tax for Counties With 350 Establishments or More: 1992 — Con.

[Includes only establishments with payroll. For meaning of abbreviations and symbols, see introductory text. For explanation of terms and comparability of 1987 and 1992 censuses, see appendix A. For information on geographic areas followed by ▲, see appendix F]

SIC code	Geographic area and kind of business or operation	Establishments (number)	Receipts (\$1,000)	Annual payroll (\$1,000)	First-quarter payroll (\$1,000)	Paid employees for pay period including March 12 (number)
ARAPAHOE COUNTY—Con.						
78, 79, 84	Amusement and recreation services, including motion pictures and museums—Con.					
79 ex. 792, 3; 84	Commercial sports and other amusement and recreation services, including museums -----	120	105 968	63 219	8 059	2 265
794	Commercial sports -----	7	(D)	(D)	(D)	CC
7941	Professional sports clubs, managers, promoters -----	4	(D)	(D)	(D)	BB
7948	Racing, including track operation -----	3	(D)	(D)	(D)	BB
79 ex. 792, 3, 4; 84	Other amusement and recreation services, including museums ----	113	(D)	(D)	(D)	GG
791	Dance studios, schools, and halls -----	15	1 228	398	115	90
7991	Physical fitness facilities -----	23	24 589	6 083	1 447	929
7992	Public golf courses -----	3	(D)	(D)	(D)	CC
7993	Coin-operated amusement devices -----	9	1 623	323	69	26
7996	Amusement parks -----	3	(D)	(D)	(D)	CC
7997	Membership sports and recreation clubs -----	7	33 047	7 428	2 065	496
7999, 84	Amusement and recreation services, including museums, n.e.c. -	53	17 249	3 470	830	388
7999 pt.	Concession operators of amusement devices and rides -----	3	180	57	1	4
7999 pt.	Carnivals, circuses, and fairs -----	—	—	—	—	—
7999 pt., 84	Other recreation and amusements, including museums -----	50	17 069	3 413	829	384
80	Health services -----	967	594 202	262 122	55 960	7 610
801	Offices and clinics of doctors of medicine -----	393	263 009	141 846	28 288	2 317
8011 pt.	Offices of doctors of medicine -----	384	254 867	136 964	27 220	2 259
8011 pt.	General medical clinics -----	9	8 142	4 882	1 068	58
802	Offices and clinics of dentists -----	284	85 225	31 832	6 910	1 269
803	Offices and clinics of doctors of osteopathy -----	27	(D)	(D)	(D)	CC
804	Offices and clinics of other health practitioners -----	168	37 657	14 328	3 247	635
8041	Offices and clinics of chiropractors -----	65	12 578	3 667	907	179
8042	Offices and clinics of optometrists -----	31	8 460	3 295	762	145
8043	Offices and clinics of podiatrists -----	14	3 404	857	190	44
8049	Offices and clinics of health practitioners, n.e.c. -----	58	13 215	6 509	1 388	267
805	Nursing and personal care facilities -----	14	50 493	21 822	5 020	1 441
8051	Skilled nursing care facilities -----	10	(D)	(D)	(D)	GG
8052	Intermediate care facilities -----	3	(D)	(D)	(D)	CC
8059	Nursing and personal care facilities, n.e.c. -----	1	(D)	(D)	(D)	AA
806	Hospitals -----	2	(D)	(D)	(D)	FF
8062	General medical and surgical hospitals -----	1	(D)	(D)	(D)	FF
8063, 9	Specialty hospitals -----	1	(D)	(D)	(D)	CC
807, 8, 9	Other health services -----	79	(D)	(D)	(D)	FF
807	Medical and dental laboratories -----	37	20 736	9 558	2 284	372
8071	Medical laboratories -----	15	15 877	7 580	1 815	285
8072	Dental laboratories -----	22	4 859	1 978	469	87
808	Home health care services -----	16	20 370	6 358	1 570	220
809	Miscellaneous health and allied services, n.e.c. -----	26	(D)	(D)	(D)	EE
8092	Kidney dialysis centers -----	1	(D)	(D)	(D)	AA
8093	Specialty outpatient facilities, n.e.c. -----	16	17 535	4 511	1 117	204
8099	Health and allied services, n.e.c. -----	9	(D)	(D)	(D)	BB
81	Legal services -----	267	109 017	48 844	9 856	1 231
823, 4, 9	Selected educational services -----	61	27 139	10 376	2 311	358
823	Libraries -----	1	(D)	(D)	(D)	AA
824	Vocational schools -----	22	17 298	7 159	1 647	181
829	Schools and educational services, n.e.c. -----	38	(D)	(D)	(D)	CC
83	Social services -----	122	36 683	16 121	3 731	1 423
835	Child day care services -----	84	23 429	10 416	2 422	1 143
832, 3, 6, 9	Other social services -----	38	13 254	5 705	1 309	280
87 ex. 8733	Engineering, accounting, research, management, and related services (except noncommercial research organizations) -----	849	959 664	383 288	95 516	9 950
871	Engineering, architectural, and surveying services -----	234	583 123	243 169	62 543	4 941
8711	Engineering services -----	175	564 217	235 019	60 820	4 655
8712	Architectural services -----	44	12 124	5 106	1 093	155
8713	Surveying services -----	15	6 782	3 044	630	131
872	Accounting, auditing, and bookkeeping services -----	266	95 233	48 768	10 515	1 664
873 ex. 8733	Research, development, and testing services (except noncommercial research organizations) -----	51	46 733	16 747	4 331	746
8731	Commercial physical and biological research -----	12	(D)	(D)	(D)	BB
8732	Commercial economic, sociological, and educational research ----	27	34 071	10 932	2 888	583
8734	Testing laboratories -----	12	(D)	(D)	(D)	BB
874	Management and public relations services -----	298	234 575	74 604	18 127	2 599
8741	Management services -----	70	80 462	24 771	5 415	917
8742	Management consulting services -----	147	64 483	25 435	6 293	627
8743	Public relations services -----	1	(D)	(D)	(D)	BB
8744	Facilities support management services -----	1	(D)	(D)	(D)	FF
8748	Business consulting services, n.e.c. -----	65	(D)	(D)	(D)	CC
89	Services, n.e.c. -----	52	22 817	8 462	1 895	245
BOULDER COUNTY (Coextensive with Boulder-Longmont, CO PMSA; see table 7a.)						

Table 6. Summary Statistics for Firms Subject to Federal Income Tax for Counties With 350 Establishments or More: 1992 — Con.

[Includes only establishments with payroll. For meaning of abbreviations and symbols, see introductory text. For explanation of terms and comparability of 1987 and 1992 censuses, see appendix A. For information on geographic areas followed by ▲, see appendix F]

SIC code	Geographic area and kind of business or operation	Establishments (number)	Receipts (\$1,000)	Annual payroll (\$1,000)	First-quarter payroll (\$1,000)	Paid employees for pay period including March 12 (number)
DENVER COUNTY						
	Total	6 867	5 307 485	2 122 891	475 233	80 031
70 ex. 704	Hotels, rooming houses, camps, and other lodging places (except membership lodging)	91	264 543	78 911	18 479	6 225
7011	Hotels and motels	86	263 417	78 554	18 403	6 198
7011 pt.	Hotels	51	239 497	73 280	17 331	5 671
7011 pt.	Hotels, 25 guestrooms or more	45	238 685	73 028	17 277	5 640
7011 pt.	Hotels, less than 25 guestrooms	6	812	252	54	31
7011 pt.	Motels, motor hotels, and tourist courts	35	23 920	5 274	1 072	527
7011 pt.	Motels, tourist courts	28	15 774	3 336	625	319
7011 pt.	Motor hotels	7	8 146	1 938	447	208
702, 3	Other lodging places	5	1 126	357	76	27
702	Rooming and boarding houses	3	(D)	(D)	(D)	BB
703	Camps and recreational vehicle parks	2	(D)	(D)	(D)	AA
72	Personal services	484	173 522	53 863	12 652	3 911
721	Laundry, cleaning, and garment services	165	105 562	28 416	6 735	1 863
7211	Power laundries, family and commercial*	4	(D)	(D)	(D)	CC
7213	Linen supply*	6	(D)	(D)	(D)	EE
7215	Coin-operated laundries and drycleaning	24	(D)	(D)	(D)	CC
7216	Drycleaning plants, except rug cleaning*	83	21 790	8 375	1 940	672
7217	Carpet and upholstery cleaning	17	4 309	1 401	262	84
7218	Industrial laundries*	4	(D)	(D)	(D)	EE
7212, 9	Other laundry, cleaning, and garment services*	27	(D)	(D)	(D)	CC
7212	Garment pressing, and agents for laundries and drycleaners	11	(D)	(D)	(D)	BB
7219	Laundry and garment services, n.e.c.*	16	(D)	(D)	(D)	BB
722	Photographic studios, portrait	28	6 940	1 575	327	98
723, 4	Beauty and barber shops	188	28 733	12 787	3 018	1 049
723	Beauty shops	173	27 097	11 930	2 836	996
724	Barber shops	15	1 636	857	182	53
725	Shoe repair shops and shoeshine parlors	10	1 730	638	132	45
726	Funeral service and crematories	17	14 061	4 039	882	197
729	Miscellaneous personal services	76	16 496	6 408	1 558	659
7291	Tax return preparation services	12	2 148	1 184	354	238
7299	Miscellaneous personal services, n.e.c.	64	14 348	5 224	1 204	421
73	Business services	1 324	1 241 619	550 421	128 414	27 003
731	Advertising	102	80 650	21 473	4 959	732
7311	Advertising agencies	73	49 353	16 369	3 936	576
7312	Outdoor advertising services	7	15 970	2 718	605	81
7313	Radio, television, publishers' advertising representatives	7	1 930	568	154	19
7319	Advertising, n.e.c.	15	13 397	1 818	264	56
732	Consumer credit reporting agencies, mercantile reporting agencies, and adjustment and collection agencies	43	31 661	13 640	2 806	574
7322	Adjustment and collection services	29	21 354	10 923	2 118	428
7323	Credit reporting services	14	10 307	2 717	688	146
733	Mailing, reproduction, commercial art and photography, and stenographic services	216	95 224	33 322	7 638	1 516
7331	Direct mail advertising services	24	16 684	6 970	1 576	424
7334	Photocopying and duplicating services	25	32 078	10 230	2 388	480
7335, 6	Commercial photography, art, and graphics	124	33 640	9 273	2 051	370
7335	Commercial photography	23	6 676	1 995	467	89
7336	Commercial art and graphic design	101	26 964	7 278	1 584	281
7338	Secretarial and court reporting services	43	12 822	6 849	1 623	242
734	Services to dwellings and other buildings	152	78 051	46 932	11 230	5 446
7342	Disinfecting and pest control services	13	5 516	2 453	525	105
7349	Building cleaning and maintenance services, n.e.c.	139	72 535	44 479	10 705	5 341
735	Miscellaneous equipment rental and leasing	76	68 204	20 870	4 461	778
7352	Medical equipment rental and leasing	6	9 947	2 108	502	107
7353	Heavy construction equipment rental and leasing	7	4 224	927	188	38
7359	Equipment rental and leasing, n.e.c.	63	54 033	17 835	3 771	633
736	Personnel supply services	137	129 419	90 169	20 769	6 714
7361	Employment agencies	44	17 824	9 469	1 798	328
7363	Help supply services	93	111 595	80 700	18 971	6 386
7363 pt.	Temporary help supply	89	110 872	80 332	18 884	6 361
7363 pt.	Help supply, except temporary	4	723	368	87	25
737	Computer programming, data processing, and other computer related services	284	505 742	221 424	52 249	5 136
7371, 2, 3	Computer programming, prepackaged software, and integrated systems	152	385 999	175 460	40 863	3 419
7371	Computer programming services	89	111 744	70 627	15 640	1 467
7372	Prepackaged software	38	201 442	80 323	19 884	1 344
7373	Computer integrated systems	25	72 813	24 510	5 339	608
7374, 5, 6	Data processing services	58	84 922	33 231	8 478	1 320
7374, 5	Computer processing, information retrieval	56	(D)	(D)	(D)	GG
7376	Computer facilities management services	2	(D)	(D)	(D)	BB
7377, 8, 9	Computer rental and leasing, maintenance, and related services, n.e.c.	74	34 821	12 733	2 908	397
7377	Computer rental and leasing	6	5 943	1 226	298	45
7378	Computer maintenance and repair	30	15 540	5 711	1 420	205
7379	Computer related services, n.e.c.	38	13 338	5 796	1 190	147

Table 6. Summary Statistics for Firms Subject to Federal Income Tax for Counties With 350 Establishments or More: 1992 — Con.

[Includes only establishments with payroll. For meaning of abbreviations and symbols, see introductory text. For explanation of terms and comparability of 1987 and 1992 censuses, see appendix A. For information on geographic areas followed by ▲, see appendix F]

SIC code	Geographic area and kind of business or operation	Establishments (number)	Receipts (\$1,000)	Annual payroll (\$1,000)	First-quarter payroll (\$1,000)	Paid employees for pay period including March 12 (number)
DENVER COUNTY—Con.						
73	Business services—Con.					
738	Miscellaneous business services	314	252 668	102 591	24 302	6 107
7381, 2	Detective agencies and protective services	56	75 526	43 701	10 490	3 028
7381	Detective, guard, and armored car services	44	53 286	33 936	8 357	2 700
7382	Security systems services	12	22 240	9 765	2 133	328
7383	News syndicates	10	(D)	(D)	(D)	BB
7384	Photofinishing laboratories*	28	39 524	12 715	2 913	524
7389	Business services, n.e.c.	220	(D)	(D)	(D)	GG
7389 pt.	Sign painting shops	7	(D)	(D)	(D)	BB
7389 pt.	Interior designing	33	11 822	2 138	473	92
7389 pt.	Telephone answering services	15	4 710	2 230	510	180
7389 pt.	Other business services	165	110 005	38 973	9 237	2 197
75	Automotive repair, services, and parking	602	432 400	71 340	16 706	4 029
751	Automotive rental and leasing, without drivers	43	252 913	28 217	6 680	1 584
7513	Truck rental and leasing, without drivers	17	65 364	7 051	1 620	280
7514, 5	Passenger car rental and leasing	26	187 549	21 166	5 060	1 304
7514	Passenger car rental	23	(D)	(D)	(D)	GG
7515	Passenger car leasing	3	(D)	(D)	(D)	AA
7519	Utility trailer and recreational vehicle rental	—	—	—	—	—
752	Automobile parking	202	(D)	(D)	(D)	EE
753	Automotive repair shops	296	110 754	33 195	7 658	1 486
7532	Top, body, and upholstery repair shops and paint shops	74	29 839	10 003	2 409	441
7532 pt.	Top and body repair shops	69	28 505	9 561	2 324	423
7532 pt.	Paint shops	5	1 334	442	85	18
7538	General automotive repair shops	149	42 827	11 933	2 706	546
7538 pt.	General automotive repair shops, except diesel	138	39 158	10 757	2 432	495
7538 pt.	Diesel repair shops	11	3 669	1 176	274	51
7533, 4, 6, 7, 9	Other automotive repair shops	73	38 088	11 259	2 543	499
7533	Automotive exhaust system repair shops	8	3 670	1 224	280	43
7534	Tire retreading and repair shops	6	3 980	873	186	47
7536	Automotive glass replacement shops	17	13 190	4 241	936	178
7537	Automotive transmission repair shops	14	4 516	1 198	271	61
7539	Automotive repair shops, n.e.c.	28	12 732	3 723	870	170
7539 pt.	Radiator repair	10	(D)	(D)	(D)	BB
7539 pt.	Brake, front end, and wheel alignment	10	5 823	1 737	373	70
7539 pt.	Automotive electrical and fuel system services	6	4 388	1 395	328	63
7539 pt.	Other automotive repair shops, n.e.c.	2	(D)	(D)	(D)	AA
754	Automotive services, except repair	61	(D)	(D)	(D)	EE
7542	Carwashes	31	8 893	2 992	689	342
7549	Automotive services, except repair and carwashes	30	(D)	(D)	(D)	CC
76	Miscellaneous repair services	194	94 872	30 618	7 175	1 279
762	Electrical repair shops	60	36 728	12 631	3 144	519
7622	Radio and television repair shops	11	8 449	4 277	1 094	171
7623, 9	Other electrical and electronic repair shops	49	28 279	8 354	2 050	348
7623	Refrigeration and air-conditioning service and repair shops	7	4 224	1 275	266	32
7629	Electrical and electronic repair shops, n.e.c.	42	24 055	7 079	1 784	316
763	Watch, clock, and jewelry repair	5	431	86	21	7
764	Reupholstery and furniture repair	25	6 055	2 383	531	127
769	Miscellaneous repair and related services	104	51 658	15 518	3 479	626
7692	Welding repair	5	1 721	613	135	43
7694	Armature rewinding shops	6	(D)	(D)	(D)	BB
7699	Repair shops and related services, n.e.c.	93	(D)	(D)	(D)	EE
78, 79, 84	Amusement and recreation services, including motion pictures and museums	263	185 208	53 501	11 935	3 272
781, 2	Motion picture production, distribution, and services	58	64 030	8 171	1 911	370
783	Motion picture theaters	15	20 370	2 727	703	342
7832	Motion picture theaters, except drive-in	15	20 370	2 727	703	342
7833	Drive-in motion picture theaters	—	—	—	—	—
784	Video tape rental	31	(D)	(D)	(D)	CC
792	Theatrical producers (except motion picture), bands, orchestras, and entertainers	27	11 091	2 705	493	135
7922	Theatrical producers (except motion picture) and miscellaneous theatrical services	19	(D)	(D)	(D)	CC
7929	Bands, orchestras, actors, and other entertainers and entertainment groups	8	(D)	(D)	(D)	BB
793	Bowling centers	4	(D)	(D)	(D)	BB
79 ex. 792, 3, 84	Commercial sports and other amusement and recreation services, including museums	128	78 654	37 475	8 210	2 177
794	Commercial sports	10	(D)	(D)	(D)	EE
7941	Professional sports clubs, managers, promoters	7	(D)	(D)	(D)	EE
7948	Racing, including track operation	3	1 853	524	184	14
79 ex. 792, 3, 4, 84	Other amusement and recreation services, including museums	118	(D)	(D)	(D)	GG
791	Dance studios, schools, and halls	7	1 118	376	83	25
7991	Physical fitness facilities	35	19 709	5 181	1 450	807
7992	Public golf courses	2	(D)	(D)	(D)	AA
7993	Coin-operated amusement devices	10	3 984	738	173	69
7996	Amusement parks	2	(D)	(D)	(D)	FF
7997	Membership sports and recreation clubs	19	13 013	4 898	1 089	347
7999, 84	Amusement and recreation services, including museums, n.e.c.	43	(D)	(D)	(D)	CC
7999 pt.	Concession operators of amusement devices and rides	1	(D)	(D)	(D)	AA
7999 pt.	Carnivals, circuses, and fairs	—	—	—	—	—
7999 pt., 84	Other recreation and amusements, including museums	42	(D)	(D)	(D)	CC

Table 6. Summary Statistics for Firms Subject to Federal Income Tax for Counties With 350 Establishments or More: 1992 — Con.

[Includes only establishments with payroll. For meaning of abbreviations and symbols, see introductory text. For explanation of terms and comparability of 1987 and 1992 censuses, see appendix A. For information on geographic areas followed by ▲, see appendix F]

SIC code	Geographic area and kind of business or operation	Establishments (number)	Receipts (\$1,000)	Annual payroll (\$1,000)	First-quarter payroll (\$1,000)	Paid employees for pay period including March 12 (number)
DENVER COUNTY—Con.						
80	Health services	1 389	897 489	395 041	83 543	11 255
801	Offices and clinics of doctors of medicine	683	550 265	260 689	53 463	4 430
8011 pt.	Offices of doctors of medicine	664	524 902	250 768	51 252	4 105
8011 pt.	General medical clinics	19	25 363	9 921	2 211	325
802	Offices and clinics of dentists	302	93 207	36 949	8 058	1 384
803	Offices and clinics of doctors of osteopathy	27	8 725	3 589	842	118
804	Offices and clinics of other health practitioners	204	40 186	14 462	3 266	621
8041	Offices and clinics of chiropractors	67	12 831	3 340	815	171
8042	Offices and clinics of optometrists	26	6 094	2 005	492	97
8043	Offices and clinics of podiatrists	22	3 702	1 029	232	58
8049	Offices and clinics of health practitioners, n.e.c.	89	17 559	8 088	1 727	295
805	Nursing and personal care facilities	28	69 195	30 473	6 871	1 955
8051	Skilled nursing care facilities	20	64 346	27 822	6 601	1 853
8052	Intermediate care facilities	5	(D)	(D)	(D)	BB
8059	Nursing and personal care facilities, n.e.c.	3	(D)	(D)	(D)	BB
806	Hospitals	—	—	—	—	—
8062	General medical and surgical hospitals	—	—	—	—	—
8063, 9	Specialty hospitals	—	—	—	—	—
807, 8, 9	Other health services	145	135 911	48 879	11 043	2 747
807	Medical and dental laboratories	55	65 834	19 238	4 606	778
8071	Medical laboratories	30	59 332	16 454	3 953	645
8072	Dental laboratories	25	6 502	2 784	653	133
808	Home health care services	25	23 648	11 166	2 357	1 152
809	Miscellaneous health and allied services, n.e.c.	65	46 429	18 475	4 080	817
8092	Kidney dialysis centers	2	(D)	(D)	(D)	BB
8093	Specialty outpatient facilities, n.e.c.	48	33 318	13 277	3 001	650
8099	Health and allied services, n.e.c.	15	(D)	(D)	(D)	BB
81	Legal services	1 013	821 426	386 280	81 841	8 001
823, 4, 9	Selected educational services	83	48 491	17 424	4 434	967
823	Libraries	1	(D)	(D)	(D)	AA
824	Vocational schools	30	27 882	11 305	2 884	622
829	Schools and educational services, n.e.c.	52	(D)	(D)	(D)	EE
83	Social services	126	39 859	17 746	4 137	1 207
835	Child day care services	48	7 872	3 560	816	391
832, 3, 6, 9	Other social services	78	31 987	14 186	3 321	816
87 ex. 8733	Engineering, accounting, research, management, and related services (except noncommercial research organizations)	1 211	1 059 062	449 691	101 867	12 394
871	Engineering, architectural, and surveying services	347	456 410	187 063	40 578	4 636
8711	Engineering services	185	295 615	131 406	28 163	3 092
8712	Architectural services	150	157 033	53 978	12 070	1 468
8713	Surveying services	12	3 762	1 679	345	76
872	Accounting, auditing, and bookkeeping services	383	264 353	119 777	28 979	3 549
873 ex. 8733	Research, development, and testing services (except noncommercial research organizations)	63	59 018	23 096	5 549	853
8731	Commercial physical and biological research	16	10 425	4 348	862	129
8732	Commercial economic, sociological, and educational research	29	38 764	14 561	3 711	497
8734	Testing laboratories	18	9 829	4 187	976	227
874	Management and public relations services	418	279 281	119 755	26 761	3 356
8741	Management services	95	113 936	54 762	13 138	1 567
8742	Management consulting services	203	128 721	50 129	10 456	1 340
8743	Public relations services	43	(D)	(D)	(D)	CC
8744	Facilities support management services	1	(D)	(D)	(D)	BB
8748	Business consulting services, n.e.c.	76	(D)	(D)	(D)	CC
89	Services, n.e.c.	87	48 994	18 055	4 050	488
DOUGLAS COUNTY						
	Total	509	191 147	65 226	13 941	3 254
70 ex. 704	Hotels, rooming houses, camps, and other lodging places (except membership lodging)	4	(D)	(D)	(D)	BB
7011	Hotels and motels	2	(D)	(D)	(D)	AA
7011 pt.	Hotels	—	—	—	—	—
7011 pt.	Motels, motor hotels, and tourist courts	2	(D)	(D)	(D)	AA
702, 3	Other lodging places	2	(D)	(D)	(D)	BB

Table 6. Summary Statistics for Firms Subject to Federal Income Tax for Counties With 350 Establishments or More: 1992 — Con.

[Includes only establishments with payroll. For meaning of abbreviations and symbols, see introductory text. For explanation of terms and comparability of 1987 and 1992 censuses, see appendix A. For information on geographic areas followed by ▲, see appendix F]

SIC code	Geographic area and kind of business or operation	Establishments (number)	Receipts (\$1,000)	Annual payroll (\$1,000)	First-quarter payroll (\$1,000)	Paid employees for pay period including March 12 (number)
DOUGLAS COUNTY—Con.						
72	Personal services	48	6 907	2 310	522	202
721	Laundry, cleaning, and garment services	17	2 943	729	128	72
7211	Power laundries, family and commercial*	—	—	—	—	—
7213	Linen supply*	—	—	—	—	—
7215	Coin-operated laundries and drycleaning	—	—	—	—	—
7216	Drycleaning plants, except rug cleaning*	13	2 354	631	107	58
7217	Carpet and upholstery cleaning	3	(D)	(D)	(D)	AA
7218	Industrial laundries*	—	—	—	—	—
7212, 9	Other laundry, cleaning, and garment services*	1	(D)	(D)	(D)	AA
722	Photographic studios, portrait	2	(D)	(D)	(D)	AA
723, 4	Beauty and barber shops	20	2 305	989	248	79
723	Beauty shops	17	2 199	944	238	75
724	Barber shops	3	106	45	10	4
725	Shoe repair shops and shoeshine parlors	2	(D)	(D)	(D)	AA
726	Funeral service and crematories	1	(D)	(D)	(D)	AA
729	Miscellaneous personal services	6	1 026	435	111	43
73	Business services	105	69 701	20 300	4 372	934
731	Advertising	5	612	137	33	10
732	Consumer credit reporting agencies, mercantile reporting agencies, and adjustment and collection agencies	2	(D)	(D)	(D)	AA
733	Mailing, reproduction, commercial art and photography, and stenographic services	7	2 292	444	74	18
734	Services to dwellings and other buildings	22	6 913	3 988	538	465
735	Miscellaneous equipment rental and leasing	7	4 553	1 061	234	58
736	Personnel supply services	7	1 355	879	236	50
737	Computer programming, data processing, and other computer related services	39	51 610	13 282	3 125	279
7371, 2, 3	Computer programming, prepackaged software, and integrated systems	28	50 342	12 717	3 009	259
7374, 5, 6	Data processing services	4	379	227	63	13
7377, 8, 9	Computer rental and leasing, maintenance, and related services, n.e.c.	7	889	338	53	7
738	Miscellaneous business services	16	(D)	(D)	(D)	BB
75	Automotive repair, services, and parking	61	19 657	5 364	1 247	316
751	Automotive rental and leasing, without drivers	—	—	—	—	—
752	Automobile parking	—	—	—	—	—
753	Automotive repair shops	49	15 709	4 354	1 014	213
7532	Top, body, and upholstery repair shops and paint shops	15	4 624	1 322	330	78
7538	General automotive repair shops	26	9 368	2 706	606	115
7533, 4, 6, 7, 9	Other automotive repair shops	8	1 717	326	78	20
754	Automotive services, except repair	12	3 948	1 010	233	103
76	Miscellaneous repair services	13	4 246	1 368	293	40
762	Electrical repair shops	4	319	41	15	7
7622	Radio and television repair shops	2	(D)	(D)	(D)	AA
7623, 9	Other electrical and electronic repair shops	2	(D)	(D)	(D)	AA
763	Watch, clock, and jewelry repair	—	—	—	—	—
764	Reupholstery and furniture repair	—	—	—	—	—
769	Miscellaneous repair and related services	9	3 927	1 327	278	33
78, 79, 84	Amusement and recreation services, including motion pictures and museums	31	17 386	5 077	861	434
781, 2	Motion picture production, distribution, and services	—	—	—	—	—
783	Motion picture theaters	—	—	—	—	—
784	Video tape rental	6	(D)	(D)	(D)	AA
792	Theatrical producers (except motion picture), bands, orchestras, and entertainers	1	(D)	(D)	(D)	AA
793	Bowling centers	1	(D)	(D)	(D)	AA
79 ex. 792, 3, 84	Commercial sports and other amusement and recreation services, including museums	23	16 141	4 803	806	409
80	Health services	95	40 737	18 444	4 122	716
801	Offices and clinics of doctors of medicine	27	11 031	5 489	1 102	163
802	Offices and clinics of dentists	28	10 875	4 703	1 073	191
803	Offices and clinics of doctors of osteopathy	3	(D)	(D)	(D)	AA
804	Offices and clinics of other health practitioners	27	9 206	4 504	1 032	159
805	Nursing and personal care facilities	—	—	—	—	—
806	Hospitals	1	(D)	(D)	(D)	CC
807, 8, 9	Other health services	9	(D)	(D)	(D)	BB
81	Legal services	20	3 385	1 542	273	43
823, 4, 9	Selected educational services	7	1 730	764	147	64
83	Social services	18	4 548	1 908	454	209
835	Child day care services	18	4 548	1 908	454	209
832, 3, 6, 9	Other social services	—	—	—	—	—

Table 6. Summary Statistics for Firms Subject to Federal Income Tax for Counties With 350 Establishments or More: 1992 — Con.

[Includes only establishments with payroll. For meaning of abbreviations and symbols, see introductory text. For explanation of terms and comparability of 1987 and 1992 censuses, see appendix A. For information on geographic areas followed by ▲, see appendix F]

SIC code	Geographic area and kind of business or operation	Establishments (number)	Receipts (\$1,000)	Annual payroll (\$1,000)	First-quarter payroll (\$1,000)	Paid employees for pay period including March 12 (number)
DOUGLAS COUNTY—Con.						
87 ex. 8733	Engineering, accounting, research, management, and related services (except noncommercial research organizations) -----	95	17 490	6 699	1 314	223
871	Engineering, architectural, and surveying services -----	29	7 977	3 231	641	93
872	Accounting, auditing, and bookkeeping services -----	27	2 541	576	146	60
873 ex. 8733	Research, development, and testing services (except noncommercial research organizations) -----	4	751	236	28	7
874	Management and public relations services -----	35	6 221	2 656	499	63
89	Services, n.e.c. -----	12	(D)	(D)	(D)	BB
EAGLE COUNTY						
	Total -----	377	306 497	112 545	32 191	7 326
70 ex. 704	Hotels, rooming houses, camps, and other lodging places (except membership lodging) -----	43	101 560	30 326	9 338	2 831
7011	Hotels and motels -----	38	98 772	29 670	9 205	2 686
7011 pt. 7011 pt.	Hotels -----	27	90 872	27 685	8 671	2 535
	Motels, motor hotels, and tourist courts -----	11	7 900	1 985	534	151
702, 3	Other lodging places -----	5	2 788	656	133	145
72	Personal services -----	31	6 332	3 115	768	210
721	Laundry, cleaning, and garment services -----	12	3 959	1 895	454	120
7211	Power laundries, family and commercial* -----	2	(D)	(D)	(D)	BB
7213	Linen supply* -----	1	(D)	(D)	(D)	AA
7215	Coin-operated laundries and drycleaning -----	3	(D)	(D)	(D)	BB
7216	Drycleaning plants, except rug cleaning* -----	1	(D)	(D)	(D)	AA
7217	Carpet and upholstery cleaning -----	4	1 779	882	148	44
7218	Industrial launderers* -----	—	—	—	—	—
7212, 9	Other laundry, cleaning, and garment services* -----	1	(D)	(D)	(D)	AA
722	Photographic studios, portrait -----	1	(D)	(D)	(D)	AA
723, 4	Beauty and barber shops -----	15	2 082	1 162	301	83
723	Beauty shops -----	15	2 082	1 162	301	83
724	Barber shops -----	—	—	—	—	—
725	Shoe repair shops and shoeshine parlors -----	—	—	—	—	—
726	Funeral service and crematories -----	—	—	—	—	—
729	Miscellaneous personal services -----	3	(D)	(D)	(D)	AA
73	Business services -----	66	19 727	6 011	1 344	344
731	Advertising -----	5	1 146	543	95	15
732	Consumer credit reporting agencies, mercantile reporting agencies, and adjustment and collection agencies -----	—	—	—	—	—
733	Mailing, reproduction, commercial art and photography, and stenographic services -----	7	1 060	252	50	17
734	Services to dwellings and other buildings -----	21	2 419	969	244	92
735	Miscellaneous equipment rental and leasing -----	5	2 167	530	121	27
736	Personnel supply services -----	3	1 613	859	155	68
737	Computer programming, data processing, and other computer related services -----	9	4 572	1 798	456	59
7371, 2, 3	Computer programming, prepackaged software, and integrated systems -----	6	(D)	(D)	(D)	BB
7374, 5, 6	Data processing services -----	—	—	—	—	—
7377, 8, 9	Computer rental and leasing, maintenance, and related services, n.e.c. -----	3	(D)	(D)	(D)	AA
738	Miscellaneous business services -----	16	6 750	1 060	223	66
75	Automotive repair, services, and parking -----	12	4 967	1 421	342	56
751	Automotive rental and leasing, without drivers -----	—	—	—	—	—
752	Automobile parking -----	1	(D)	(D)	(D)	AA
753	Automotive repair shops -----	10	(D)	(D)	(D)	BB
7532	Top, body, and upholstery repair shops and paint shops -----	4	2 798	980	249	34
7538	General automotive repair shops -----	5	1 887	375	79	17
7533, 4, 6, 7, 9	Other automotive repair shops -----	1	(D)	(D)	(D)	AA
754	Automotive services, except repair -----	1	(D)	(D)	(D)	AA
76	Miscellaneous repair services -----	13	3 239	1 046	304	53
762	Electrical repair shops -----	3	1 568	595	145	19
7622	Radio and television repair shops -----	—	—	—	—	—
7623, 9	Other electrical and electronic repair shops -----	3	1 568	595	145	19
763	Watch, clock, and jewelry repair -----	—	—	—	—	—
764	Reupholstery and furniture repair -----	1	(D)	(D)	(D)	AA
769	Miscellaneous repair and related services -----	9	(D)	(D)	(D)	BB
78, 79, 84	Amusement and recreation services, including motion pictures and museums -----	65	115 438	45 852	15 082	3 178
781, 2	Motion picture production, distribution, and services -----	6	1 413	578	185	44
783	Motion picture theaters -----	3	1 788	228	54	43
784	Video tape rental -----	4	(D)	(D)	(D)	BB
792	Theatrical producers (except motion picture), bands, orchestras, and entertainers -----	1	(D)	(D)	(D)	BB
793	Bowling centers -----	—	—	—	—	—
79 ex. 792, 3; 84	Commercial sports and other amusement and recreation services, including museums -----	51	110 309	44 700	14 730	3 039

Table 6. Summary Statistics for Firms Subject to Federal Income Tax for Counties With 350 Establishments or More: 1992 — Con.

[Includes only establishments with payroll. For meaning of abbreviations and symbols, see introductory text. For explanation of terms and comparability of 1987 and 1992 censuses, see appendix A. For information on geographic areas followed by ▲, see appendix F]

SIC code	Geographic area and kind of business or operation	Establishments (number)	Receipts (\$1,000)	Annual payroll (\$1,000)	First-quarter payroll (\$1,000)	Paid employees for pay period including March 12 (number)
EAGLE COUNTY—Con.						
80	Health services -----	41	22 452	11 043	2 103	206
801	Offices and clinics of doctors of medicine -----	17	17 946	9 697	1 799	136
802	Offices and clinics of dentists -----	11	2 361	683	157	37
803	Offices and clinics of doctors of osteopathy -----	1	(D)	(D)	(D)	AA
804	Offices and clinics of other health practitioners -----	9	1 473	446	113	23
805	Nursing and personal care facilities -----	—	—	—	—	—
806	Hospitals -----	—	—	—	—	—
807, 8, 9	Other health services -----	3	(D)	(D)	(D)	AA
81	Legal services -----	18	4 897	1 722	396	45
823, 4, 9	Selected educational services -----	2	(D)	(D)	(D)	AA
83	Social services -----	11	1 496	654	147	54
835	Child day care services -----	9	(D)	(D)	(D)	BB
832, 3, 6, 9	Other social services -----	2	(D)	(D)	(D)	AA
87 ex. 8733	Engineering, accounting, research, management, and related services (except noncommercial research organizations) -----	72	25 580	11 249	2 343	345
871	Engineering, architectural, and surveying services -----	32	11 553	5 427	1 075	142
872	Accounting, auditing, and bookkeeping services -----	25	7 218	3 422	714	100
873 ex. 8733	Research, development, and testing services (except noncommercial research organizations) -----	—	—	—	—	—
874	Management and public relations services -----	15	6 809	2 400	554	103
89	Services, n.e.c. -----	3	(D)	(D)	(D)	AA
EL PASO COUNTY (Coextensive with Colorado Springs, CO MSA; see table 7a.)						
GARFIELD COUNTY						
Total -----		373	108 708	37 710	8 222	2 151
70 ex. 704	Hotels, rooming houses, camps, and other lodging places (except membership lodging) -----	43	22 620	5 208	1 087	500
7011	Hotels and motels -----	36	21 315	4 937	1 073	491
7011 pt.	Hotels -----	11	14 339	3 648	821	365
7011 pt.	Motels, motor hotels, and tourist courts -----	25	6 976	1 289	252	126
702, 3	Other lodging places -----	7	1 305	271	14	9
72	Personal services -----	44	6 639	1 893	459	194
721	Laundry, cleaning, and garment services -----	18	3 497	832	197	93
7211	Power laundries, family and commercial* -----	4	678	205	45	14
7213	Linen supply* -----	2	(D)	(D)	(D)	BB
7215	Coin-operated laundries and drycleaning -----	3	(D)	(D)	(D)	AA
7216	Drycleaning plants, except rug cleaning* -----	4	667	153	40	24
7217	Carpet and upholstery cleaning -----	4	516	129	31	15
7218	Industrial launderers* -----	—	—	—	—	—
7212, 9	Other laundry, cleaning, and garment services* -----	1	(D)	(D)	(D)	AA
722	Photographic studios, portrait -----	1	(D)	(D)	(D)	AA
723, 4	Beauty and barber shops -----	17	1 354	528	123	40
723	Beauty shops -----	17	1 354	528	123	40
724	Barber shops -----	—	—	—	—	—
725	Shoe repair shops and shoeshine parlors -----	1	(D)	(D)	(D)	AA
726	Funeral service and crematories -----	2	(D)	(D)	(D)	AA
729	Miscellaneous personal services -----	5	(D)	(D)	(D)	BB
73	Business services -----	42	9 827	3 410	632	191
731	Advertising -----	4	(D)	(D)	(D)	AA
732	Consumer credit reporting agencies, mercantile reporting agencies, and adjustment and collection agencies -----	1	(D)	(D)	(D)	AA
733	Mailing, reproduction, commercial art and photography, and stenographic services -----	5	770	475	101	36
734	Services to dwellings and other buildings -----	11	1 371	552	123	46
735	Miscellaneous equipment rental and leasing -----	7	2 421	519	81	20
736	Personnel supply services -----	1	(D)	(D)	(D)	BB
737	Computer programming, data processing, and other computer related services -----	4	(D)	(D)	(D)	BB
7371, 2, 3	Computer programming, prepackaged software, and integrated systems -----	2	(D)	(D)	(D)	AA
7374, 5, 6	Data processing services -----	1	(D)	(D)	(D)	AA
7377, 8, 9	Computer rental and leasing, maintenance, and related services, n.e.c. -----	1	(D)	(D)	(D)	AA
738	Miscellaneous business services -----	9	2 306	797	159	35

Table 6. Summary Statistics for Firms Subject to Federal Income Tax for Counties With 350 Establishments or More: 1992 — Con.

[Includes only establishments with payroll. For meaning of abbreviations and symbols, see introductory text. For explanation of terms and comparability of 1987 and 1992 censuses, see appendix A. For information on geographic areas followed by ▲, see appendix F]

SIC code	Geographic area and kind of business or operation	Establishments (number)	Receipts (\$1,000)	Annual payroll (\$1,000)	First-quarter payroll (\$1,000)	Paid employees for pay period including March 12 (number)
GARFIELD COUNTY — Con.						
75	Automotive repair, services, and parking -----	27	8 303	2 349	618	144
751	Automotive rental and leasing, without drivers -----	2	(D)	(D)	(D)	AA
752	Automobile parking -----	—	—	—	—	—
753	Automotive repair shops -----	24	7 450	2 243	576	129
7532	Top, body, and upholstery repair shops and paint shops -----	8	3 473	1 187	296	51
7538	General automotive repair shops -----	13	3 378	958	265	74
7533, 4, 6, 7, 9	Other automotive repair shops -----	3	599	98	15	4
754	Automotive services, except repair -----	1	(D)	(D)	(D)	AA
76	Miscellaneous repair services -----	19	3 132	579	132	39
762	Electrical repair shops -----	5	717	85	8	2
7622	Radio and television repair shops -----	1	(D)	(D)	(D)	AA
7623, 9	Other electrical and electronic repair shops -----	4	(D)	(D)	(D)	AA
763	Watch, clock, and jewelry repair -----	—	—	—	—	—
764	Reupholstery and furniture repair -----	1	(D)	(D)	(D)	AA
769	Miscellaneous repair and related services -----	13	(D)	(D)	(D)	BB
78, 79, 84	Amusement and recreation services, including motion pictures and museums -----	26	5 653	1 584	463	246
781, 2	Motion picture production, distribution, and services -----	—	—	—	—	—
783	Motion picture theaters -----	3	667	132	27	28
784	Video tape rental -----	5	894	235	81	35
792	Theatrical producers (except motion picture), bands, orchestras, and entertainers -----	—	—	—	—	—
793	Bowling centers -----	3	820	223	62	22
79 ex. 792, 3, 84	Commercial sports and other amusement and recreation services, including museums -----	15	3 272	994	293	161
80	Health services -----	65	27 689	11 235	2 484	434
801	Offices and clinics of doctors of medicine -----	28	15 374	6 931	1 477	179
802	Offices and clinics of dentists -----	20	5 679	1 773	404	94
803	Offices and clinics of doctors of osteopathy -----	—	—	—	—	—
804	Offices and clinics of other health practitioners -----	12	(D)	(D)	(D)	BB
805	Nursing and personal care facilities -----	2	(D)	(D)	(D)	CC
806	Hospitals -----	—	—	—	—	—
807, 8, 9	Other health services -----	3	299	66	18	4
81	Legal services -----	33	8 554	3 980	755	101
823, 4, 9	Selected educational services -----	2	(D)	(D)	(D)	AA
83	Social services -----	5	(D)	(D)	(D)	BB
835	Child day care services -----	3	(D)	(D)	(D)	AA
832, 3, 6, 9	Other social services -----	2	(D)	(D)	(D)	BB
87 ex. 8733	Engineering, accounting, research, management, and related services (except noncommercial research organizations) -----	67	14 639	6 655	1 401	261
871	Engineering, architectural, and surveying services -----	30	8 121	3 816	776	118
872	Accounting, auditing, and bookkeeping services -----	26	4 407	1 916	438	84
873 ex. 8733	Research, development, and testing services (except noncommercial research organizations) -----	2	(D)	(D)	(D)	AA
874	Management and public relations services -----	9	(D)	(D)	(D)	BB
89	Services, n.e.c. -----	—	—	—	—	—
JEFFERSON COUNTY						
	Total -----	4 085	1 858 441	725 224	163 215	30 759
70 ex. 704	Hotels, rooming houses, camps, and other lodging places (except membership lodging) -----	46	42 191	12 501	2 698	1 173
7011	Hotels and motels -----	39	(D)	(D)	(D)	GG
7011 pt.	Hotels -----	17	(D)	(D)	(D)	FF
7011 pt.	Hotels, 25 guestrooms or more -----	13	(D)	(D)	(D)	FF
7011 pt.	Hotels, less than 25 guestrooms -----	4	(D)	(D)	(D)	AA
7011 pt.	Motels, motor hotels, and tourist courts -----	22	(D)	(D)	(D)	EE
7011 pt.	Motels, tourist courts -----	18	9 060	2 646	550	277
7011 pt.	Motor hotels -----	4	(D)	(D)	(D)	BB
702, 3	Other lodging places -----	7	(D)	(D)	(D)	BB
702	Rooming and boarding houses -----	—	—	—	—	—
703	Camps and recreational vehicle parks -----	7	(D)	(D)	(D)	BB

Table 6. Summary Statistics for Firms Subject to Federal Income Tax for Counties With 350 Establishments or More: 1992 — Con.

[Includes only establishments with payroll. For meaning of abbreviations and symbols, see introductory text. For explanation of terms and comparability of 1987 and 1992 censuses, see appendix A. For information on geographic areas followed by ▲, see appendix F]

SIC code	Geographic area and kind of business or operation	Establishments (number)	Receipts (\$1,000)	Annual payroll (\$1,000)	First-quarter payroll (\$1,000)	Paid employees for pay period including March 12 (number)
JEFFERSON COUNTY—Con.						
72	Personal services	456	67 206	22 837	5 439	2 393
721	Laundry, cleaning, and garment services	143	21 153	6 488	1 419	627
7211	Power laundries, family and commercial*	8	3 128	1 238	265	101
7213	Linen supply*	—	—	—	—	—
7215	Coin-operated laundries and drycleaning	18	(D)	(D)	(D)	BB
7216	Drycleaning plants, except rug cleaning*	64	10 785	3 216	731	337
7217	Carpet and upholstery cleaning	32	(D)	(D)	(D)	BB
7218	Industrial launderers*	—	—	—	—	—
7212, 9	Other laundry, cleaning, and garment services*	21	(D)	(D)	(D)	BB
7212	Garment pressing, and agents for laundries and drycleaners	12	1 930	380	94	53
7219	Laundry and garment services, n.e.c.*	9	(D)	(D)	(D)	AA
722	Photographic studios, portrait	28	6 014	1 593	340	186
723, 4	Beauty and barber shops	199	22 929	10 062	2 400	937
723	Beauty shops	188	22 136	9 713	2 313	912
724	Barber shops	11	793	349	87	25
725	Shoe repair shops and shoeshine parlors	4	361	115	35	27
726	Funeral service and crematories	8	4 766	862	213	58
729	Miscellaneous personal services	74	11 983	3 717	1 032	558
7291	Tax return preparation services	18	3 500	1 604	489	297
7299	Miscellaneous personal services, n.e.c.	56	8 483	2 113	543	261
73	Business services	768	488 987	173 576	43 548	8 066
731	Advertising	25	7 738	4 035	844	111
7311	Advertising agencies	17	5 991	3 282	683	82
7312	Outdoor advertising services	—	—	—	—	—
7313	Radio, television, publishers' advertising representatives	2	(D)	(D)	(D)	AA
7319	Advertising, n.e.c.	6	(D)	(D)	(D)	BB
732	Consumer credit reporting agencies, mercantile reporting agencies, and adjustment and collection agencies	21	(D)	(D)	(D)	CC
7322	Adjustment and collection services	20	(D)	(D)	(D)	CC
7323	Credit reporting services	1	(D)	(D)	(D)	AA
733	Mailing, reproduction, commercial art and photography, and stenographic services	71	18 465	6 031	1 526	307
7331	Direct mail advertising services	11	(D)	(D)	(D)	BB
7334	Photocopying and duplicating services	9	(D)	(D)	(D)	BB
7335, 6	Commercial photography, art, and graphics	36	(D)	(D)	(D)	CC
7335	Commercial photography	8	(D)	(D)	(D)	CC
7336	Commercial art and graphic design	28	(D)	(D)	(D)	BB
7338	Secretarial and court reporting services	15	(D)	(D)	(D)	BB
734	Services to dwellings and other buildings	171	36 140	17 751	4 274	1 992
7342	Disinfecting and pest control services	8	1 770	673	145	40
7349	Building cleaning and maintenance services, n.e.c.	163	34 370	17 078	4 129	1 952
735	Miscellaneous equipment rental and leasing	44	82 508	8 421	1 894	322
7352	Medical equipment rental and leasing	5	7 261	2 392	501	74
7353	Heavy construction equipment rental and leasing	7	5 349	1 592	454	59
7359	Equipment rental and leasing, n.e.c.	32	69 898	4 437	939	189
736	Personnel supply services	52	36 363	27 203	6 541	1 353
7361	Employment agencies	25	3 758	2 082	619	65
7363	Help supply services	27	32 605	25 121	5 922	1 288
7363 pt.	Temporary help supply	24	(D)	(D)	(D)	GG
7363 pt.	Help supply, except temporary	3	(D)	(D)	(D)	BB
737	Computer programming, data processing, and other computer related services	216	252 163	87 867	23 270	2 486
7371, 2, 3	Computer programming, prepackaged software, and integrated systems	129	99 292	41 364	10 887	1 039
7371	Computer programming services	80	65 060	28 180	7 761	738
7372	Prepackaged software	35	27 406	11 069	2 575	227
7373	Computer integrated systems	14	6 826	2 115	551	74
7374, 5, 6	Data processing services	45	124 872	36 463	9 856	1 094
7374, 5	Computer processing, information retrieval	42	124 465	36 222	9 804	1 088
7376	Computer facilities management services	3	407	241	52	6
7377, 8, 9	Computer rental and leasing, maintenance, and related services, n.e.c.	42	27 999	10 040	2 527	353
7377	Computer rental and leasing	1	(D)	(D)	(D)	AA
7378	Computer maintenance and repair	12	6 546	2 611	502	112
7379	Computer related services, n.e.c.	29	(D)	(D)	(D)	CC
738	Miscellaneous business services	168	(D)	(D)	(D)	GG
7381, 2	Detective agencies and protective services	26	7 438	4 353	696	508
7381	Detective, guard, and armored car services	21	(D)	(D)	(D)	FF
7382	Security systems services	5	(D)	(D)	(D)	AA
7383	News syndicates	—	—	—	—	—
7384	Photofinishing laboratories*	16	(D)	(D)	(D)	BB
7389	Business services, n.e.c.	126	(D)	(D)	(D)	FF
7389 pt.	Sign painting shops	9	(D)	(D)	(D)	BB
7389 pt.	Interior designing	12	1 870	319	78	16
7389 pt.	Telephone answering services	10	2 176	1 067	250	83
7389 pt.	Other business services	95	(D)	(D)	(D)	FF

Table 6. Summary Statistics for Firms Subject to Federal Income Tax for Counties With 350 Establishments or More: 1992 — Con.

[Includes only establishments with payroll. For meaning of abbreviations and symbols, see introductory text. For explanation of terms and comparability of 1987 and 1992 censuses, see appendix A. For information on geographic areas followed by ▲, see appendix F]

SIC code	Geographic area and kind of business or operation	Establishments (number)	Receipts (\$1,000)	Annual payroll (\$1,000)	First-quarter payroll (\$1,000)	Paid employees for pay period including March 12 (number)
JEFFERSON COUNTY—Con.						
75	Automotive repair, services, and parking -----	311	94 599	27 880	6 690	1 487
751	Automotive rental and leasing, without drivers -----	13	4 098	839	158	40
7513	Truck rental and leasing, without drivers -----	5	(D)	(D)	(D)	AA
7514, 5	Passenger car rental and leasing -----	7	(D)	(D)	(D)	BB
7514	Passenger car rental -----	5	(D)	(D)	(D)	AA
7515	Passenger car leasing -----	2	(D)	(D)	(D)	AA
7519	Utility trailer and recreational vehicle rental -----	1	(D)	(D)	(D)	AA
752	Automobile parking -----	2	(D)	(D)	(D)	AA
753	Automotive repair shops -----	234	75 202	21 544	5 328	994
7532	Top, body, and upholstery repair shops and paint shops -----	51	22 383	7 507	2 068	319
7532 pt.	Top and body repair shops -----	46	21 111	7 085	1 954	298
7532 pt.	Paint shops -----	5	1 272	422	114	21
7538	General automotive repair shops -----	120	31 784	8 791	2 026	440
7538 pt.	General automotive repair shops, except diesel -----	119	(D)	(D)	(D)	EE
7538 pt.	Diesel repair shops -----	1	(D)	(D)	(D)	AA
7533, 4, 6, 7, 9	Other automotive repair shops -----	63	21 035	5 246	1 234	235
7533	Automotive exhaust system repair shops -----	7	2 954	767	183	32
7534	Tire retreading and repair shops -----	3	(D)	(D)	(D)	AA
7536	Automotive glass replacement shops -----	19	6 690	1 259	307	62
7537	Automotive transmission repair shops -----	22	6 161	1 731	419	78
7539	Automotive repair shops, n.e.c. -----	12	(D)	(D)	(D)	BB
7539 pt.	Radiator repair -----	4	782	208	36	10
7539 pt.	Brake, front end, and wheel alignment -----	4	2 052	729	157	25
7539 pt.	Automotive electrical and fuel system services -----	2	(D)	(D)	(D)	AA
7539 pt.	Other automotive repair shops, n.e.c. -----	2	(D)	(D)	(D)	AA
754	Automotive services, except repair -----	62	(D)	(D)	(D)	EE
7542	Carwashes -----	22	(D)	(D)	(D)	CC
7549	Automotive services, except repair and carwashes -----	40	11 275	3 950	862	280
76	Miscellaneous repair services -----	136	31 281	8 800	1 916	422
762	Electrical repair shops -----	48	8 366	2 684	581	131
7622	Radio and television repair shops -----	14	1 421	476	116	28
7623, 9	Other electrical and electronic repair shops -----	34	6 945	2 208	465	103
7623	Refrigeration and air-conditioning service and repair shops -----	6	1 215	327	73	12
7629	Electrical and electronic repair shops, n.e.c. -----	28	5 730	1 881	392	91
763	Watch, clock, and jewelry repair -----	5	(D)	(D)	(D)	AA
764	Reupholstery and furniture repair -----	19	2 033	627	157	53
769	Miscellaneous repair and related services -----	64	(D)	(D)	(D)	CC
7692	Welding repair -----	4	721	98	20	6
7694	Armature rewinding shops -----	1	(D)	(D)	(D)	AA
7699	Repair shops and related services, n.e.c. -----	59	(D)	(D)	(D)	CC
78, 79, 84	Amusement and recreation services, including motion pictures and museums -----	198	119 612	28 795	5 128	2 287
781, 2	Motion picture production, distribution, and services -----	10	(D)	(D)	(D)	BB
783	Motion picture theaters -----	7	12 990	1 230	307	159
7832	Motion picture theaters, except drive-in -----	7	12 990	1 230	307	159
7833	Drive-in motion picture theaters -----	—	—	—	—	—
784	Video tape rental -----	45	10 281	2 093	526	263
792	Theatrical producers (except motion picture), bands, orchestras, and entertainers -----	13	(D)	(D)	(D)	BB
7922	Theatrical producers (except motion picture) and miscellaneous theatrical services -----	4	(D)	(D)	(D)	AA
7929	Bands, orchestras, actors, and other entertainers and entertainment groups -----	9	2 645	557	115	38
793	Bowling centers -----	16	9 786	3 103	879	365
79 ex. 792, 3; 84	Commercial sports and other amusement and recreation services, including museums -----	107	74 385	19 814	2 830	1 395
794	Commercial sports -----	5	(D)	(D)	(D)	BB
7941	Professional sports clubs, managers, promoters -----	3	(D)	(D)	(D)	AA
7948	Racing, including track operation -----	2	(D)	(D)	(D)	AA
79 ex. 792, 3, 4; 84	Other amusement and recreation services, including museums -----	102	(D)	(D)	(D)	GG
791	Dance studios, schools, and halls -----	15	1 520	335	72	50
7991	Physical fitness facilities -----	22	16 363	3 820	914	557
7992	Public golf courses -----	2	(D)	(D)	(D)	BB
7993	Coin-operated amusement devices -----	6	1 136	153	38	23
7996	Amusement parks -----	3	(D)	(D)	(D)	CC
7997	Membership sports and recreation clubs -----	12	6 577	2 476	524	200
7999, 84	Amusement and recreation services, including museums, n.e.c. -----	42	39 783	10 383	754	322
7999 pt.	Concession operators of amusement devices and rides -----	4	(D)	(D)	(D)	AA
7999 pt.	Carnivals, circuses, and fairs -----	—	—	—	—	—
7999 pt., 84	Other recreation and amusements, including museums -----	38	(D)	(D)	(D)	EE

Table 6. Summary Statistics for Firms Subject to Federal Income Tax for Counties With 350 Establishments or More: 1992 — Con.

[Includes only establishments with payroll. For meaning of abbreviations and symbols, see introductory text. For explanation of terms and comparability of 1987 and 1992 censuses, see appendix A. For information on geographic areas followed by ▲, see appendix F]

SIC code	Geographic area and kind of business or operation	Establishments (number)	Receipts (\$1,000)	Annual payroll (\$1,000)	First-quarter payroll (\$1,000)	Paid employees for pay period including March 12 (number)
JEFFERSON COUNTY—Con.						
80	Health services	870	418 201	189 987	40 342	6 433
801	Offices and clinics of doctors of medicine	283	177 556	91 295	18 513	1 834
8011 pt.	Offices of doctors of medicine	275	164 631	85 363	17 489	1 724
8011 pt.	General medical clinics	8	12 925	5 932	1 024	110
802	Offices and clinics of dentists	284	85 397	34 012	7 524	1 316
803	Offices and clinics of doctors of osteopathy	14	(D)	(D)	(D)	BB
804	Offices and clinics of other health practitioners	194	38 998	13 812	3 290	628
8041	Offices and clinics of chiropractors	83	15 724	5 137	1 203	239
8042	Offices and clinics of optometrists	38	9 277	2 417	488	124
8043	Offices and clinics of podiatrists	10	2 053	982	209	36
8049	Offices and clinics of health practitioners, n.e.c.	63	11 944	5 276	1 390	229
805	Nursing and personal care facilities	24	52 830	22 914	5 224	1 482
8051	Skilled nursing care facilities	15	(D)	(D)	(D)	GG
8052	Intermediate care facilities	1	(D)	(D)	(D)	BB
8059	Nursing and personal care facilities, n.e.c.	8	(D)	(D)	(D)	BB
806	Hospitals	3	(D)	(D)	(D)	CC
8062	General medical and surgical hospitals	—	—	—	—	—
8063, 9	Specialty hospitals	3	(D)	(D)	(D)	CC
807, 8, 9	Other health services	68	(D)	(D)	(D)	FF
807	Medical and dental laboratories	36	14 136	4 666	1 218	222
8071	Medical laboratories	13	7 741	2 305	524	87
8072	Dental laboratories	23	6 395	2 361	694	135
808	Home health care services	12	(D)	(D)	(D)	EE
809	Miscellaneous health and allied services, n.e.c.	20	(D)	(D)	(D)	CC
8092	Kidney dialysis centers	2	(D)	(D)	(D)	BB
8093	Specialty outpatient facilities, n.e.c.	11	(D)	(D)	(D)	CC
8099	Health and allied services, n.e.c.	7	753	362	84	21
81	Legal services	192	57 791	21 978	4 641	627
823, 4, 9	Selected educational services	59	28 071	11 914	2 465	460
823	Libraries	1	(D)	(D)	(D)	AA
824	Vocational schools	17	15 621	6 877	1 421	256
829	Schools and educational services, n.e.c.	41	(D)	(D)	(D)	CC
83	Social services	156	36 097	15 624	3 542	1 496
835	Child day care services	97	22 789	9 896	2 187	1 131
832, 3, 6, 9	Other social services	59	13 308	5 728	1 355	365
87 ex. 8733	Engineering, accounting, research, management, and related services (except noncommercial research organizations)	799	414 103	185 149	41 068	5 316
871	Engineering, architectural, and surveying services	268	204 644	96 115	20 896	2 303
8711	Engineering services	214	192 998	91 583	20 003	2 144
8712	Architectural services	31	6 625	2 511	456	74
8713	Surveying services	23	5 021	2 021	437	85
872	Accounting, auditing, and bookkeeping services	210	27 247	11 384	2 577	542
873 ex. 8733	Research, development, and testing services (except noncommercial research organizations)	63	85 548	36 449	8 361	1 314
8731	Commercial physical and biological research	22	29 316	13 481	3 145	368
8732	Commercial economic, sociological, and educational research	16	10 324	2 496	545	209
8734	Testing laboratories	25	45 908	20 472	4 671	737
874	Management and public relations services	258	96 664	41 201	9 234	1 157
8741	Management services	60	43 257	18 629	4 271	584
8742	Management consulting services	140	44 949	19 759	4 318	452
8743	Public relations services	10	1 265	315	82	32
8744	Facilities support management services	—	—	—	—	—
8748	Business consulting services, n.e.c.	48	7 193	2 498	563	89
89	Services, n.e.c.	94	60 302	26 183	5 738	599
LA PLATA COUNTY						
	Total	437	149 000	51 082	11 618	3 767
70 ex. 704	Hotels, rooming houses, camps, and other lodging places (except membership lodging)	64	53 386	16 101	4 258	1 831
7011	Hotels and motels	50	50 159	15 334	4 156	1 811
7011 pt.	Hotels	11	38 297	12 681	3 702	1 499
7011 pt.	Motels, motor hotels, and tourist courts	39	11 862	2 653	454	312
702, 3	Other lodging places	14	3 227	767	102	20

Table 6. Summary Statistics for Firms Subject to Federal Income Tax for Counties With 350 Establishments or More: 1992 — Con.

[Includes only establishments with payroll. For meaning of abbreviations and symbols, see introductory text. For explanation of terms and comparability of 1987 and 1992 censuses, see appendix A. For information on geographic areas followed by ▲, see appendix F.]

SIC code	Geographic area and kind of business or operation	Establishments (number)	Receipts (\$1,000)	Annual payroll (\$1,000)	First-quarter payroll (\$1,000)	Paid employees for pay period including March 12 (number)
LA PLATA COUNTY — Con.						
72	Personal services	32	4 133	1 138	260	109
721	Laundry, cleaning, and garment services	10	1 324	316	74	39
7211	Power laundries, family and commercial*	1	(D)	(D)	(D)	AA
7213	Linen supply*	—	—	—	—	—
7215	Coin-operated laundries and drycleaning	2	(D)	(D)	(D)	AA
7216	Drycleaning plants, except rug cleaning*	3	(D)	(D)	(D)	BB
7217	Carpet and upholstery cleaning	2	(D)	(D)	(D)	AA
7218	Industrial laundriers*	—	—	—	—	—
7212, 9	Other laundry, cleaning, and garment services*	2	(D)	(D)	(D)	AA
722	Photographic studios, portrait	4	549	89	10	9
723, 4	Beauty and barber shops	12	1 126	433	103	39
723	Beauty shops	12	1 126	433	103	39
724	Barber shops	—	—	—	—	—
725	Shoe repair shops and shoeshine parlors	1	(D)	(D)	(D)	AA
726	Funeral service and crematories	1	(D)	(D)	(D)	AA
729	Miscellaneous personal services	4	(D)	(D)	(D)	AA
73	Business services	60	13 210	4 808	1 175	476
731	Advertising	4	355	53	16	5
732	Consumer credit reporting agencies, mercantile reporting agencies, and adjustment and collection agencies	2	(D)	(D)	(D)	AA
733	Mailing, reproduction, commercial art and photography, and stenographic services	2	(D)	(D)	(D)	AA
734	Services to dwellings and other buildings	19	1 872	667	149	65
735	Miscellaneous equipment rental and leasing	5	2 133	426	86	34
736	Personnel supply services	4	1 721	1 118	262	261
737	Computer programming, data processing, and other computer related services	13	3 631	1 651	491	55
7371, 2, 3	Computer programming, prepackaged software, and integrated systems	11	(D)	(D)	(D)	BB
7374, 5, 6	Data processing services	1	(D)	(D)	(D)	AA
7377, 8, 9	Computer rental and leasing, maintenance, and related services, n.e.c.	1	(D)	(D)	(D)	AA
738	Miscellaneous business services	11	(D)	(D)	(D)	BB
75	Automotive repair, services, and parking	23	7 896	1 290	294	102
751	Automotive rental and leasing, without drivers	7	(D)	(D)	(D)	BB
752	Automobile parking	1	(D)	(D)	(D)	AA
753	Automotive repair shops	13	4 207	870	209	56
7532	Top, body, and upholstery repair shops and paint shops	2	(D)	(D)	(D)	AA
7538	General automotive repair shops	9	(D)	(D)	(D)	BB
7533, 4, 6, 7, 9	Other automotive repair shops	2	(D)	(D)	(D)	AA
754	Automotive services, except repair	2	(D)	(D)	(D)	AA
76	Miscellaneous repair services	12	2 879	673	127	33
762	Electrical repair shops	4	601	100	18	4
7622	Radio and television repair shops	2	(D)	(D)	(D)	AA
7623, 9	Other electrical and electronic repair shops	2	(D)	(D)	(D)	AA
763	Watch, clock, and jewelry repair	—	—	—	—	—
764	Reupholstery and furniture repair	1	(D)	(D)	(D)	AA
769	Miscellaneous repair and related services	7	(D)	(D)	(D)	AA
78, 79, 84	Amusement and recreation services, including motion pictures and museums	37	7 875	1 783	516	300
781, 2	Motion picture production, distribution, and services	1	(D)	(D)	(D)	AA
783	Motion picture theaters	3	(D)	(D)	(D)	AA
784	Video tape rental	7	1 144	220	58	32
792	Theatrical producers (except motion picture), bands, orchestras, and entertainers	—	—	—	—	—
793	Bowling centers	1	(D)	(D)	(D)	BB
79 ex. 792, 3, 84	Commercial sports and other amusement and recreation services, including museums	25	4 809	1 134	359	217
80	Health services	90	34 162	14 810	2 929	502
801	Offices and clinics of doctors of medicine	38	18 175	8 888	1 689	211
802	Offices and clinics of dentists	22	5 967	1 856	415	99
803	Offices and clinics of doctors of osteopathy	1	(D)	(D)	(D)	AA
804	Offices and clinics of other health practitioners	20	4 323	1 551	284	58
805	Nursing and personal care facilities	1	(D)	(D)	(D)	CC
806	Hospitals	—	—	—	—	—
807, 8, 9	Other health services	8	(D)	(D)	(D)	BB
81	Legal services	30	7 750	3 289	608	95
823, 4, 9	Selected educational services	2	(D)	(D)	(D)	AA
83	Social services	17	1 275	454	109	54
835	Child day care services	9	604	241	59	30
832, 3, 6, 9	Other social services	8	671	213	50	24

Table 6. Summary Statistics for Firms Subject to Federal Income Tax for Counties With 350 Establishments or More: 1992 — Con.

[Includes only establishments with payroll. For meaning of abbreviations and symbols, see introductory text. For explanation of terms and comparability of 1987 and 1992 censuses, see appendix A. For information on geographic areas followed by ▲, see appendix F]

SIC code	Geographic area and kind of business or operation	Establishments (number)	Receipts (\$1,000)	Annual payroll (\$1,000)	First-quarter payroll (\$1,000)	Paid employees for pay period including March 12 (number)
LA PLATA COUNTY — Con.						
87 ex. 8733	Engineering, accounting, research, management, and related services (except noncommercial research organizations) -----	64	15 621	6 640	1 319	257
871	Engineering, architectural, and surveying services -----	25	5 860	2 273	462	88
872	Accounting, auditing, and bookkeeping services -----	27	7 281	3 052	653	132
873 ex. 8733	Research, development, and testing services (except noncommercial research organizations) -----	1	(D)	(D)	(D)	AA
874	Management and public relations services -----	11	(D)	(D)	(D)	BB
89	Services, n.e.c. -----	6	(D)	(D)	(D)	AA
LARIMER COUNTY (Coextensive with Fort Collins–Loveland, CO MSA; see table 7a.)						
MESA COUNTY						
Total -----		789	373 652	144 328	29 580	6 558
70 ex. 704	Hotels, rooming houses, camps, and other lodging places (except membership lodging) -----	28	25 424	7 363	1 911	759
7011	Hotels and motels -----	23	24 758	7 255	1 908	756
7011 pt.	Hotels -----	7	12 884	3 872	1 161	422
7011 pt.	Motels, motor hotels, and tourist courts -----	16	11 874	3 383	747	334
702, 3	Other lodging places -----	5	666	108	3	3
72	Personal services -----	86	12 967	4 427	1 088	405
721	Laundry, cleaning, and garment services -----	22	4 875	1 499	372	120
7211	Power laundries, family and commercial* -----	—	—	—	—	—
7213	Linen supply* -----	2	(D)	(D)	(D)	BB
7215	Coin-operated laundries and drycleaning -----	8	448	74	20	13
7216	Drycleaning plants, except rug cleaning* -----	4	456	147	36	14
7217	Carpet and upholstery cleaning -----	5	298	81	21	10
7218	Industrial laundries* -----	1	(D)	(D)	(D)	AA
7212, 9	Other laundry, cleaning, and garment services* -----	2	(D)	(D)	(D)	AA
722	Photographic studios, portrait -----	10	1 740	424	98	26
723, 4	Beauty and barber shops -----	44	4 094	1 580	369	156
723	Beauty shops -----	42	(D)	(D)	(D)	CC
724	Barber shops -----	2	(D)	(D)	(D)	AA
725	Shoe repair shops and shoeshine parlors -----	2	(D)	(D)	(D)	AA
726	Funeral service and crematories -----	2	(D)	(D)	(D)	AA
729	Miscellaneous personal services -----	6	(D)	(D)	(D)	BB
73	Business services -----	121	51 582	20 027	3 716	1 236
731	Advertising -----	8	1 626	385	88	30
732	Consumer credit reporting agencies, mercantile reporting agencies, and adjustment and collection agencies -----	8	2 394	877	208	67
733	Mailing, reproduction, commercial art and photography, and stenographic services -----	8	854	295	78	32
734	Services to dwellings and other buildings -----	24	3 778	1 666	364	138
735	Miscellaneous equipment rental and leasing -----	15	19 471	5 514	1 122	147
736	Personnel supply services -----	9	11 363	7 823	1 105	525
737	Computer programming, data processing, and other computer related services -----	8	1 992	758	156	24
7371, 2, 3	Computer programming, prepackaged software, and integrated systems -----	6	(D)	(D)	(D)	BB
7374, 5, 6	Data processing services -----	1	(D)	(D)	(D)	AA
7377, 8, 9	Computer rental and leasing, maintenance, and related services, n.e.c. -----	1	(D)	(D)	(D)	AA
738	Miscellaneous business services -----	41	10 104	2 709	595	273
75	Automotive repair, services, and parking -----	72	23 550	5 830	1 329	355
751	Automotive rental and leasing, without drivers -----	5	3 288	439	91	29
752	Automobile parking -----	1	(D)	(D)	(D)	AA
753	Automotive repair shops -----	56	17 873	4 789	1 110	256
7532	Top, body, and upholstery repair shops and paint shops -----	13	3 666	1 021	256	59
7538	General automotive repair shops -----	28	10 137	2 564	603	124
7533, 4, 6, 7, 9	Other automotive repair shops -----	15	4 070	1 204	251	73
754	Automotive services, except repair -----	10	(D)	(D)	(D)	BB
76	Miscellaneous repair services -----	43	10 990	2 785	723	179
762	Electrical repair shops -----	11	3 010	773	230	55
7622	Radio and television repair shops -----	3	373	57	15	6
7623, 9	Other electrical and electronic repair shops -----	8	2 637	716	215	49
763	Watch, clock, and jewelry repair -----	2	(D)	(D)	(D)	AA
764	Reupholstery and furniture repair -----	7	989	354	81	25
769	Miscellaneous repair and related services -----	23	(D)	(D)	(D)	BB

Table 6. Summary Statistics for Firms Subject to Federal Income Tax for Counties With 350 Establishments or More: 1992 — Con.

[Includes only establishments with payroll. For meaning of abbreviations and symbols, see introductory text. For explanation of terms and comparability of 1987 and 1992 censuses, see appendix A. For information on geographic areas followed by ▲, see appendix F]

SIC code	Geographic area and kind of business or operation	Establishments (number)	Receipts (\$1,000)	Annual payroll (\$1,000)	First-quarter payroll (\$1,000)	Paid employees for pay period including March 12 (number)
MESA COUNTY—Con.						
78, 79, 84	Amusement and recreation services, including motion pictures and museums	43	11 621	2 190	472	351
781, 2	Motion picture production, distribution, and services	2	(D)	(D)	(D)	AA
783	Motion picture theaters	5	(D)	(D)	(D)	BB
784	Video tape rental	5	636	110	26	23
792	Theatrical producers (except motion picture), bands, orchestras, and entertainers	1	(D)	(D)	(D)	AA
793	Bowling centers	2	(D)	(D)	(D)	BB
79 ex. 792, 3; 84	Commercial sports and other amusement and recreation services, including museums	28	6 007	1 351	263	209
80	Health services	204	95 305	44 279	8 184	1 453
801	Offices and clinics of doctors of medicine	73	45 682	25 963	4 243	472
802	Offices and clinics of dentists	49	15 996	5 922	1 259	264
803	Offices and clinics of doctors of osteopathy	26	8 669	3 943	807	113
804	Offices and clinics of other health practitioners	38	7 756	2 269	451	131
805	Nursing and personal care facilities	5	11 286	4 333	1 024	378
806	Hospitals	—	—	—	—	—
807, 8, 9	Other health services	13	5 916	1 849	400	95
81	Legal services	45	23 383	11 182	2 389	295
823, 4, 9	Selected educational services	5	792	187	27	19
83	Social services	25	5 198	2 035	480	191
835	Child day care services	5	226	83	33	19
832, 3, 6, 9	Other social services	20	4 972	1 952	447	172
87 ex. 8733	Engineering, accounting, research, management, and related services (except noncommercial research organizations)	108	111 289	43 571	9 176	1 299
871	Engineering, architectural, and surveying services	32	11 704	5 164	1 155	179
872	Accounting, auditing, and bookkeeping services	52	(D)	(D)	(D)	CC
873 ex. 87333	Research, development, and testing services (except noncommercial research organizations)	4	(D)	(D)	(D)	BB
874	Management and public relations services	20	(D)	(D)	(D)	FF
89	Services, n.e.c.	9	1 551	452	85	16
PITKIN COUNTY						
	Total	388	260 580	86 127	25 208	5 204
70 ex. 704	Hotels, rooming houses, camps, and other lodging places (except membership lodging)	52	(D)	(D)	(D)	GG
7011	Hotels and motels	50	80 081	26 577	7 867	1 837
7011 pt.	Hotels	38	73 986	24 846	7 403	1 723
7011 pt.	Motels, motor hotels, and tourist courts	12	6 095	1 731	464	114
702, 3	Other lodging places	2	(D)	(D)	(D)	AA
72	Personal services	22	5 201	2 461	615	118
721	Laundry, cleaning, and garment services	9	1 791	755	206	42
7211	Power laundries, family and commercial*	1	(D)	(D)	(D)	AA
7213	Linen supply*	1	(D)	(D)	(D)	AA
7215	Coin-operated laundries and drycleaning	—	—	—	—	—
7216	Drycleaning plants, except rug cleaning*	2	(D)	(D)	(D)	BB
7217	Carpet and upholstery cleaning	2	(D)	(D)	(D)	AA
7218	Industrial laundriers*	1	(D)	(D)	(D)	AA
7212, 9	Other laundry, cleaning, and garment services*	2	(D)	(D)	(D)	AA
722	Photographic studios, portrait	2	(D)	(D)	(D)	BB
723, 4	Beauty and barber shops	9	942	249	63	21
723	Beauty shops	9	942	249	63	21
724	Barber shops	—	—	—	—	—
725	Shoe repair shops and shoeshine parlors	—	—	—	—	—
726	Funeral service and crematories	—	—	—	—	—
729	Miscellaneous personal services	2	(D)	(D)	(D)	AA
73	Business services	75	23 859	6 740	1 435	301
731	Advertising	10	4 248	1 208	214	38
732	Consumer credit reporting agencies, mercantile reporting agencies, and adjustment and collection agencies	—	—	—	—	—
733	Mailing, reproduction, commercial art and photography, and stenographic services	14	4 530	562	117	21
734	Services to dwellings and other buildings	11	1 755	613	156	74
735	Miscellaneous equipment rental and leasing	1	(D)	(D)	(D)	AA
736	Personnel supply services	2	(D)	(D)	(D)	BB
737	Computer programming, data processing, and other computer related services	9	2 671	1 123	243	30
7371, 2, 3	Computer programming, prepackaged software, and integrated systems	3	(D)	(D)	(D)	BB
7374, 5, 6	Data processing services	3	229	150	32	6
7377, 8, 9	Computer rental and leasing, maintenance, and related services, n.e.c.	3	(D)	(D)	(D)	AA
738	Miscellaneous business services	28	(D)	(D)	(D)	CC

Table 6. Summary Statistics for Firms Subject to Federal Income Tax for Counties With 350 Establishments or More: 1992 — Con.

[Includes only establishments with payroll. For meaning of abbreviations and symbols, see introductory text. For explanation of terms and comparability of 1987 and 1992 censuses, see appendix A. For information on geographic areas followed by ▲, see appendix F]

SIC code	Geographic area and kind of business or operation	Establishments (number)	Receipts (\$1,000)	Annual payroll (\$1,000)	First-quarter payroll (\$1,000)	Paid employees for pay period including March 12 (number)
PITKIN COUNTY — Con.						
75	Automotive repair, services, and parking	12	5 677	952	238	58
751	Automotive rental and leasing, without drivers	5	3 928	342	120	37
752	Automobile parking	1	(D)	(D)	(D)	AA
753	Automotive repair shops	5	(D)	(D)	(D)	AA
7532	Top, body, and upholstery repair shops and paint shops	2	(D)	(D)	(D)	AA
7538	General automotive repair shops	3	(D)	(D)	(D)	AA
7533, 4, 6, 7, 9	Other automotive repair shops	—	—	—	—	—
754	Automotive services, except repair	1	(D)	(D)	(D)	AA
76	Miscellaneous repair services	12	1 380	411	113	32
762	Electrical repair shops	2	(D)	(D)	(D)	AA
7622	Radio and television repair shops	1	(D)	(D)	(D)	AA
7623, 9	Other electrical and electronic repair shops	1	(D)	(D)	(D)	AA
763	Watch, clock, and jewelry repair	—	—	—	—	—
764	Reupholstery and furniture repair	3	(D)	(D)	(D)	AA
769	Miscellaneous repair and related services	7	791	219	67	19
78, 79, 84	Amusement and recreation services, including motion pictures and museums	50	78 718	25 669	10 087	2 184
781, 2	Motion picture production, distribution, and services	8	8 441	1 444	288	41
783	Motion picture theaters	2	(D)	(D)	(D)	BB
784	Video tape rental	3	418	64	20	10
792	Theatrical producers (except motion picture), bands, orchestras, and entertainers	1	(D)	(D)	(D)	AA
793	Bowling centers	—	—	—	—	—
79 ex. 792, 3; 84	Commercial sports and other amusement and recreation services, including museums	36	68 736	23 829	9 734	2 109
80	Health services	40	15 272	4 948	963	139
801	Offices and clinics of doctors of medicine	16	9 279	3 101	562	64
802	Offices and clinics of dentists	13	3 197	958	239	47
803	Offices and clinics of doctors of osteopathy	—	—	—	—	—
804	Offices and clinics of other health practitioners	9	(D)	(D)	(D)	AA
805	Nursing and personal care facilities	—	—	—	—	—
806	Hospitals	—	—	—	—	—
807, 8, 9	Other health services	2	(D)	(D)	(D)	AA
81	Legal services	38	14 319	5 589	1 029	111
823, 4, 9	Selected educational services	4	(D)	(D)	(D)	AA
83	Social services	6	(D)	(D)	(D)	AA
835	Child day care services	4	283	123	14	5
832, 3, 6, 9	Other social services	2	(D)	(D)	(D)	AA
87 ex. 8733	Engineering, accounting, research, management, and related services (except noncommercial research organizations)	74	34 053	12 177	2 763	400
871	Engineering, architectural, and surveying services	25	13 355	5 345	1 201	154
872	Accounting, auditing, and bookkeeping services	25	(D)	(D)	(D)	CC
873 ex. 8733	Research, development, and testing services (except noncommercial research organizations)	1	(D)	(D)	(D)	AA
874	Management and public relations services	23	12 686	3 920	974	119
89	Services, n.e.c.	3	(D)	(D)	(D)	AA
PUEBLO COUNTY (Coextensive with Pueblo, CO MSA; see table 7a.)						
WELD COUNTY (Coextensive with Greeley, CO PMSA; see table 7a.)						

Table 7a. Summary Statistics for Firms Subject to Federal Income Tax for Metropolitan Areas: 1992

[Includes only establishments with payroll. For meaning of abbreviations and symbols, see introductory text. For explanation of terms and comparability of 1987 and 1992 censuses, see appendix A. For definitions of CMSA's, MSA's, and PMSA's, see appendix D]

SIC code	Geographic area and kind of business or operation	Establishments (number)	Receipts (\$1,000)	Annual payroll (\$1,000)	First-quarter payroll (\$1,000)	Paid employees for pay period including March 12 (number)
COLORADO SPRINGS, CO MSA						
	Total -----	3 487	1 803 215	735 581	166 219	33 271
70 ex. 704	Hotels, rooming houses, camps, and other lodging places (except membership lodging) -----	95	144 698	44 192	9 550	3 671
7011	Hotels and motels -----	88	143 385	43 989	9 525	3 652
7011 pt.	Hotels -----	29	122 106	39 311	8 584	3 243
7011 pt.	Hotels, 25 guestrooms or more -----	23	121 619	39 271	8 575	3 236
7011 pt.	Hotels, less than 25 guestrooms -----	6	487	40	9	7
7011 pt.	Motels, motor hotels, and tourist courts -----	59	21 279	4 678	941	409
7011 pt.	Motels, tourist courts -----	50	11 993	2 286	422	219
7011 pt.	Motor hotels -----	9	9 286	2 392	519	190
702, 3	Other lodging places -----	7	1 313	203	25	19
702	Rooming and boarding houses -----	2	(D)	(D)	(D)	AA
703	Camps and recreational vehicle parks -----	5	(D)	(D)	(D)	AA
72	Personal services -----	335	64 435	23 130	5 260	2 232
721	Laundry, cleaning, and garment services -----	113	26 559	9 739	2 094	797
7211	Power laundries, family and commercial* -----	8	2 932	1 201	275	111
7213	Linen supply* -----	2	(D)	(D)	(D)	CC
7215	Coin-operated laundries and drycleaning -----	22	2 776	568	140	76
7216	Drycleaning plants, except rug cleaning* -----	46	9 135	2 940	651	271
7217	Carpet and upholstery cleaning -----	27	3 107	855	155	57
7218	Industrial laundries* -----	1	(D)	(D)	(D)	AA
7212, 9	Other laundry, cleaning, and garment services* -----	7	797	365	91	36
7212	Garment pressing, and agents for laundries and drycleaners -----	—	—	—	—	—
7219	Laundry and garment services, n.e.c.* -----	7	797	365	91	36
722	Photographic studios, portrait -----	19	4 695	1 104	240	91
723, 4	Beauty and barber shops -----	144	17 871	8 548	1 873	856
723	Beauty shops -----	134	16 110	7 543	1 631	785
724	Barber shops -----	10	1 761	1 005	242	71
725	Shoe repair shops and shoeshine parlors -----	4	308	64	18	7
726	Funeral service and crematories -----	6	5 283	906	242	52
729	Miscellaneous personal services -----	49	9 719	2 769	793	429
7291	Tax return preparation services -----	10	2 568	1 061	422	228
7299	Miscellaneous personal services, n.e.c. -----	39	7 151	1 708	371	201
73	Business services -----	596	472 991	215 630	50 021	10 096
731	Advertising -----	25	12 844	5 950	1 186	225
7311	Advertising agencies -----	17	7 890	3 963	706	167
7312	Outdoor advertising services -----	1	(D)	(D)	(D)	AA
7313	Radio, television, publishers' advertising representatives -----	1	(D)	(D)	(D)	AA
7319	Advertising, n.e.c. -----	6	(D)	(D)	(D)	BB
732	Consumer credit reporting agencies, mercantile reporting agencies, and adjustment and collection agencies -----	19	5 909	2 213	523	137
7322	Adjustment and collection services -----	15	4 883	1 785	405	103
7323	Credit reporting services -----	4	1 026	428	118	34
733	Mailing, reproduction, commercial art and photography, and stenographic services -----	51	12 127	3 292	823	205
7331	Direct mail advertising services -----	8	3 619	574	159	48
7334	Photocopying and duplicating services -----	8	4 186	1 215	312	79
7335, 6	Commercial photography, art, and graphics -----	23	2 300	607	137	47
7335	Commercial photography -----	7	919	215	46	17
7336	Commercial art and graphic design -----	16	1 381	392	91	30
7338	Secretarial and court reporting services -----	12	2 022	896	281	31
734	Services to dwellings and other buildings -----	127	23 163	10 853	2 438	1 673
7342	Disinfecting and pest control services -----	5	1 650	539	83	26
7349	Building cleaning and maintenance services, n.e.c. -----	122	21 513	10 314	2 355	1 647
735	Miscellaneous equipment rental and leasing -----	50	27 557	7 260	1 648	338
7352	Medical equipment rental and leasing -----	6	6 149	1 029	222	41
7353	Heavy construction equipment rental and leasing -----	6	2 372	705	158	31
7359	Equipment rental and leasing, n.e.c. -----	38	19 036	5 526	1 268	266
736	Personnel supply services -----	57	52 854	37 667	8 568	2 521
7361	Employment agencies -----	21	6 290	3 220	805	117
7363	Help supply services -----	36	46 564	34 447	7 763	2 404
7363 pt.	Temporary help supply -----	33	(D)	(D)	(D)	GG
7363 pt.	Help supply, except temporary -----	3	(D)	(D)	(D)	BB
737	Computer programming, data processing, and other computer related services -----	142	272 799	120 306	28 532	2 753
7371, 2, 3	Computer programming, prepackaged software, and integrated systems -----	101	250 586	109 171	26 019	2 440
7371	Computer programming services -----	71	208 816	94 409	23 095	2 110
7372	Prepackaged software -----	16	11 267	3 686	906	118
7373	Computer integrated systems -----	14	30 503	11 076	2 018	212
7374, 5, 6	Data processing services -----	15	14 949	8 361	1 844	234
7374, 5	Computer processing, information retrieval -----	14	(D)	(D)	(D)	CC
7376	Computer facilities management services -----	1	(D)	(D)	(D)	CC
7377, 8, 9	Computer rental and leasing, maintenance, and related services, n.e.c. -----	26	7 264	2 774	669	79
7377	Computer rental and leasing -----	1	(D)	(D)	(D)	AA
7378	Computer maintenance and repair -----	10	(D)	(D)	(D)	BB
7379	Computer related services, n.e.c. -----	15	(D)	(D)	(D)	BB

Table 7a. Summary Statistics for Firms Subject to Federal Income Tax for Metropolitan Areas: 1992—Con.

[Includes only establishments with payroll. For meaning of abbreviations and symbols, see introductory text. For explanation of terms and comparability of 1987 and 1992 censuses, see appendix A. For definitions of CMSA's, MSA's, and PMSA's, see appendix D]

SIC code	Geographic area and kind of business or operation	Establishments (number)	Receipts (\$1,000)	Annual payroll (\$1,000)	First-quarter payroll (\$1,000)	Paid employees for pay period including March 12 (number)
COLORADO SPRINGS, CO MSA—Con.						
73	Business services—Con.					
738	Miscellaneous business services	125	65 738	28 089	6 303	2 244
7381, 2	Detective agencies and protective services	24	15 321	9 822	2 294	891
7381	Detective, guard, and armored car services	23	(D)	(D)	(D)	FF
7382	Security systems services	1	(D)	(D)	(D)	BB
7383	News syndicates	1	(D)	(D)	(D)	AA
7384	Photofinishing laboratories*	12	2 654	700	152	56
7389	Business services, n.e.c.	88	(D)	(D)	(D)	GG
7389 pt.	Sign painting shops	4	(D)	(D)	(D)	AA
7389 pt.	Interior designing	11	4 358	456	93	35
7389 pt.	Telephone answering services	4	1 065	413	102	44
7389 pt.	Other business services	69	41 459	16 389	3 549	1 198
75	Automotive repair, services, and parking	301	95 287	24 706	5 645	1 489
751	Automotive rental and leasing, without drivers	16	(D)	(D)	(D)	BB
7513	Truck rental and leasing, without drivers	5	(D)	(D)	(D)	AA
7514, 5	Passenger car rental and leasing	11	9 605	1 320	262	70
7514	Passenger car rental	11	9 605	1 320	262	70
7515	Passenger car leasing	—	—	—	—	—
7519	Utility trailer and recreational vehicle rental	—	—	—	—	—
752	Automobile parking	4	(D)	(D)	(D)	BB
753	Automotive repair shops	224	69 722	19 135	4 358	986
7532	Top, body, and upholstery repair shops and paint shops	68	23 177	6 542	1 373	310
7532 pt.	Top and body repair shops	66	(D)	(D)	(D)	EE
7532 pt.	Paint shops	2	(D)	(D)	(D)	AA
7538	General automotive repair shops	113	27 901	7 800	1 820	441
7538 pt.	General automotive repair shops, except diesel	108	24 760	6 485	1 502	367
7538 pt.	Diesel repair shops	5	3 141	1 315	318	74
7533, 4, 6, 7, 9	Other automotive repair shops	43	18 644	4 793	1 165	235
7533	Automotive exhaust system repair shops	6	1 797	432	96	25
7534	Tire retreading and repair shops	4	(D)	(D)	(D)	BB
7536	Automotive glass replacement shops	7	3 916	815	203	34
7537	Automotive transmission repair shops	7	1 835	531	129	28
7539	Automotive repair shops, n.e.c.	19	(D)	(D)	(D)	CC
7539 pt.	Radiator repair	3	(D)	(D)	(D)	AA
7539 pt.	Brake, front end, and wheel alignment	11	7 360	2 091	522	95
7539 pt.	Automotive electrical and fuel system services	3	254	58	21	9
7539 pt.	Other automotive repair shops, n.e.c.	2	(D)	(D)	(D)	AA
754	Automotive services, except repair	57	13 545	3 907	943	388
7542	Carwashes	23	3 942	1 408	379	215
7549	Automotive services, except repair and carwashes	34	9 603	2 499	564	173
76	Miscellaneous repair services	119	35 815	11 657	2 723	615
762	Electrical repair shops	44	16 715	5 878	1 332	282
7622	Radio and television repair shops	10	2 580	500	125	37
7623, 9	Other electrical and electronic repair shops	34	14 135	5 378	1 207	245
7623	Refrigeration and air-conditioning service and repair shops	6	1 135	307	72	19
7629	Electrical and electronic repair shops, n.e.c.	28	13 000	5 071	1 135	226
763	Watch, clock, and jewelry repair	4	257	61	13	6
764	Reupholstery and furniture repair	16	2 996	921	231	76
769	Miscellaneous repair and related services	55	15 847	4 797	1 147	251
7692	Welding repair	3	523	134	25	8
7694	Armature rewinding shops	2	(D)	(D)	(D)	AA
7699	Repair shops and related services, n.e.c.	50	(D)	(D)	(D)	CC
78, 79, 84	Amusement and recreation services, including motion pictures and museums	194	98 869	24 473	5 215	2 168
781, 2	Motion picture production, distribution, and services	9	4 322	1 243	285	43
783	Motion picture theaters	15	12 541	1 511	354	208
7832	Motion picture theaters, except drive-in	15	12 541	1 511	354	208
7833	Drive-in motion picture theaters	—	—	—	—	—
784	Video tape rental	39	7 642	1 255	302	156
792	Theatrical producers (except motion picture), bands, orchestras, and entertainers	11	5 539	1 315	621	140
7922	Theatrical producers (except motion picture) and miscellaneous theatrical services	8	(D)	(D)	(D)	CC
7929	Bands, orchestras, actors, and other entertainers and entertainment groups	3	(D)	(D)	(D)	BB
793	Bowling centers	10	3 516	1 141	299	164
79 ex. 792, 3, 84	Commercial sports and other amusement and recreation services, including museums	110	65 309	18 008	3 354	1 457
794	Commercial sports	7	8 450	2 342	304	87
7941	Professional sports clubs, managers, promoters	4	(D)	(D)	(D)	BB
7948	Racing, including track operation	3	(D)	(D)	(D)	BB
79 ex. 792, 3, 4, 84	Other amusement and recreation services, including museums	103	56 859	15 666	3 050	1 370
791	Dance studios, schools, and halls	7	1 314	330	59	40
7991	Physical fitness facilities	17	9 314	2 345	656	343
7992	Public golf courses	2	(D)	(D)	(D)	BB
7993	Coin-operated amusement devices	8	3 004	460	95	34
7996	Amusement parks	3	4 744	1 332	153	105
7997	Membership sports and recreation clubs	13	19 291	7 357	1 349	458
7999, 84	Amusement and recreation services, including museums, n.e.c.	53	(D)	(D)	(D)	EE
7999 pt.	Concession operators of amusement devices and rides	2	(D)	(D)	(D)	AA
7999 pt.	Carnivals, circuses, and fairs	—	—	—	—	—
7999 pt., 84	Other recreation and amusements, including museums	51	17 234	3 311	622	341

Table 7a. Summary Statistics for Firms Subject to Federal Income Tax for Metropolitan Areas: 1992 — Con.

[Includes only establishments with payroll. For meaning of abbreviations and symbols, see introductory text. For explanation of terms and comparability of 1987 and 1992 censuses, see appendix A. For definitions of CMSA's, MSA's, and PMSA's, see appendix D]

SIC code	Geographic area and kind of business or operation	Establishments (number)	Receipts (\$1,000)	Annual payroll (\$1,000)	First-quarter payroll (\$1,000)	Paid employees for pay period including March 12 (number)
COLORADO SPRINGS, CO MSA — Con.						
80	Health services -----	888	444 198	201 346	42 546	6 607
801	Offices and clinics of doctors of medicine -----	330	206 540	111 365	22 182	2 138
8011 pt.	Offices of doctors of medicine -----	318	192 272	105 648	21 024	1 947
8011 pt.	General medical clinics -----	12	14 268	5 717	1 158	191
802	Offices and clinics of dentists -----	228	76 646	26 949	6 074	1 278
803	Offices and clinics of doctors of osteopathy -----	40	15 182	6 842	1 269	257
804	Offices and clinics of other health practitioners -----	197	43 915	16 647	3 806	814
8041	Offices and clinics of chiropractors -----	87	14 128	4 453	1 081	261
8042	Offices and clinics of optometrists -----	21	7 152	2 491	566	114
8043	Offices and clinics of podiatrists -----	14	3 730	1 445	270	56
8049	Offices and clinics of health practitioners, n.e.c. -----	75	18 905	8 258	1 889	383
805	Nursing and personal care facilities -----	17	29 324	12 282	2 961	937
8051	Skilled nursing care facilities -----	9	28 007	11 719	2 801	873
8052	Intermediate care facilities -----	8	1 317	563	160	64
8059	Nursing and personal care facilities, n.e.c. -----	-	-	-	-	-
806	Hospitals -----	3	(D)	(D)	(D)	EE
8062	General medical and surgical hospitals -----	-	-	-	-	-
8063, 9	Specialty hospitals -----	3	(D)	(D)	(D)	EE
807, 8, 9	Other health services -----	73	(D)	(D)	(D)	FF
807	Medical and dental laboratories -----	28	13 132	5 022	1 133	168
8071	Medical laboratories -----	16	9 798	2 962	660	93
8072	Dental laboratories -----	12	3 334	2 060	473	75
808	Home health care services -----	12	13 870	6 219	1 437	468
809	Miscellaneous health and allied services, n.e.c. -----	33	(D)	(D)	(D)	CC
8092	Kidney dialysis centers -----	2	(D)	(D)	(D)	BB
8093	Specialty outpatient facilities, n.e.c. -----	20	7 176	2 633	583	97
8099	Health and allied services, n.e.c. -----	11	(D)	(D)	(D)	BB
81	Legal services -----	305	97 657	34 818	7 936	1 079
823, 4, 9	Selected educational services -----	44	19 301	6 882	1 606	346
823	Libraries -----	-	-	-	-	-
824	Vocational schools -----	15	11 839	4 444	1 085	228
829	Schools and educational services, n.e.c. -----	29	7 462	2 438	521	118
83	Social services -----	134	29 536	11 600	2 717	1 092
835	Child day care services -----	64	12 081	5 487	1 270	670
832, 3, 6, 9	Other social services -----	70	17 455	6 113	1 447	422
87 ex. 8733	Engineering, accounting, research, management, and related services (except noncommercial research organizations) -----	458	294 088	133 562	32 278	3 799
871	Engineering, architectural, and surveying services -----	145	108 860	51 000	11 713	1 274
8711	Engineering services -----	95	80 151	39 414	9 291	960
8712	Architectural services -----	36	16 937	6 817	1 441	169
8713	Surveying services -----	14	11 772	4 769	981	145
872	Accounting, auditing, and bookkeeping services -----	157	29 040	11 600	2 553	521
873 ex. 8733	Research, development, and testing services (except noncommercial research organizations) -----	34	74 924	36 121	9 392	805
8731	Commercial physical and biological research -----	15	65 792	30 603	8 119	642
8732	Commercial economic, sociological, and educational research -----	13	2 441	1 248	303	49
8734	Testing laboratories -----	6	6 691	4 270	970	114
874	Management and public relations services -----	122	81 264	34 841	8 620	1 199
8741	Management services -----	32	11 907	5 831	1 376	252
8742	Management consulting services -----	60	21 564	9 907	2 105	342
8743	Public relations services -----	4	(D)	(D)	(D)	BB
8744	Facilities support management services -----	4	(D)	(D)	(D)	EE
8748	Business consulting services, n.e.c. -----	22	(D)	(D)	(D)	CC
89	Services, n.e.c. -----	18	6 340	3 585	722	77
DENVER-BOULDER-GREELEY, CO CMSA						
	Total -----	21 063	13 564 408	5 270 331	1 191 150	210 468
70 ex. 704	Hotels, rooming houses, camps, and other lodging places (except membership lodging) -----	256	447 450	128 530	29 928	10 787
7011	Hotels and motels -----	226	437 451	125 933	29 629	10 602
7011 pt.	Hotels -----	102	366 724	109 029	26 048	8 769
7011 pt.	Hotels, 25 guestrooms or more -----	88	364 786	108 554	25 940	8 704
7011 pt.	Hotels, less than 25 guestrooms -----	14	1 938	475	108	65
7011 pt.	Motels, motor hotels, and tourist courts -----	124	70 727	16 904	3 581	1 833
7011 pt.	Motels, tourist courts -----	97	(D)	(D)	(D)	GG
7011 pt.	Motor hotels -----	27	(D)	(D)	(D)	FF
702, 3	Other lodging places -----	30	9 999	2 597	299	185
702	Rooming and boarding houses -----	5	(D)	(D)	(D)	BB
703	Camps and recreational vehicle parks -----	25	(D)	(D)	(D)	CC
7032	Sporting and recreational camps -----	10	(D)	(D)	(D)	CC
7033	Recreational vehicle parks and campsites -----	15	(D)	(D)	(D)	BB

CO-68 COLORADO

SERVICE INDUSTRIES—GEOGRAPHIC AREA SERIES

Table 7a. Summary Statistics for Firms Subject to Federal Income Tax for Metropolitan Areas: 1992—Con.

[Includes only establishments with payroll. For meaning of abbreviations and symbols, see introductory text. For explanation of terms and comparability of 1987 and 1992 censuses, see appendix A. For definitions of CMSA's, MSA's, and PMSA's, see appendix D]

SIC code	Geographic area and kind of business or operation	Establishments (number)	Receipts (\$1,000)	Annual payroll (\$1,000)	First-quarter payroll (\$1,000)	Paid employees for pay period including March 12 (number)
DENVER—BOULDER—GREELEY, CO CMSA—Con.						
72	Personal services -----	1 923	420 441	137 540	32 797	12 198
721	Laundry, cleaning, and garment services -----	619	197 738	56 593	13 183	4 420
7211	Power laundries, family and commercial* -----	24	13 388	5 093	1 200	386
7213	Linen supply* -----	9	(D)	(D)	(D)	EE
7215	Coin-operated laundries and drycleaning -----	88	46 319	6 214	1 564	474
7215 pt.	Coin-operated laundries and drycleaning stores -----	83	(D)	(D)	(D)	EE
7215 pt.	Coin-operated laundry routes -----	5	(D)	(D)	(D)	CC
7216	Drycleaning plants, except rug cleaning* -----	294	56 777	18 620	4 311	1 781
7217	Carpet and upholstery cleaning -----	118	26 323	8 855	1 812	590
7218	Industrial launderers* -----	14	(D)	(D)	(D)	EE
7212, 9	Other laundry, cleaning, and garment services* -----	72	(D)	(D)	(D)	EE
7212	Garment pressing, and agents for laundries and drycleaners -----	33	(D)	(D)	(D)	CC
7219	Laundry and garment services, n.e.c.* -----	39	(D)	(D)	(D)	CC
722	Photographic studios, portrait -----	123	25 348	6 188	1 233	548
723, 4	Beauty and barber shops -----	818	110 315	47 939	11 406	4 274
723	Beauty shops -----	771	(D)	(D)	(D)	HH
724	Barber shops -----	47	(D)	(D)	(D)	CC
725	Shoe repair shops and shoeshine parlors -----	34	(D)	(D)	(D)	CC
726	Funeral service and crematories -----	43	29 371	7 555	1 699	391
729	Miscellaneous personal services -----	286	(D)	(D)	(D)	GG
7291	Tax return preparation services -----	61	(D)	(D)	(D)	GG
7299	Miscellaneous personal services, n.e.c. -----	225	(D)	(D)	(D)	GG
7299 pt.	Massage parlors, tanning salons, and saunas -----	69	5 634	1 600	377	235
7299 pt.	Other personal services -----	156	(D)	(D)	(D)	GG
7299 pt.	Diet and weight reducing services -----	33	(D)	(D)	(D)	CC
7299 pt.	Formal wear rental -----	24	(D)	(D)	(D)	CC
7299 pt.	Other personal services, n.e.c. -----	99	(D)	(D)	(D)	FF
73	Business services -----	4 214	3 888 023	1 511 470	357 476	70 082
731	Advertising -----	209	124 976	39 860	9 184	1 265
7311	Advertising agencies -----	155	(D)	(D)	(D)	FF
7312	Outdoor advertising services -----	10	17 109	2 869	643	86
7313	Radio, television, publishers' advertising representatives -----	15	(D)	(D)	(D)	CC
7313 pt.	Radio, television advertising representatives -----	10	(D)	(D)	(D)	BB
7313 pt.	Publishers' advertising representatives -----	5	1 695	371	83	15
7319	Advertising, n.e.c. -----	29	(D)	(D)	(D)	CC
732	Consumer credit reporting agencies, mercantile reporting agencies, and adjustment and collection agencies -----	115	83 096	32 225	6 977	1 424
7322	Adjustment and collection services -----	90	(D)	(D)	(D)	GG
7323	Credit reporting services -----	25	(D)	(D)	(D)	EE
733	Mailing, reproduction, commercial art and photography, and stenographic services -----	488	(D)	(D)	(D)	HH
7331	Direct mail advertising services -----	64	55 186	14 021	3 219	706
7331 pt.	Mailing list compilers, brokers, and managers -----	21	(D)	(D)	(D)	CC
7331 pt.	Direct mail advertising services, except mailing list services -----	43	(D)	(D)	(D)	EE
7334	Photocopying and duplicating services -----	62	(D)	(D)	(D)	FF
7334 pt.	Blueprinting and photocopying services -----	60	(D)	(D)	(D)	FF
7334 pt.	Duplicating services, except printing and photocopying -----	2	(D)	(D)	(D)	AA
7335, 6	Commercial photography, art, and graphics -----	253	66 199	20 713	4 758	882
7335	Commercial photography -----	61	16 782	6 245	1 520	315
7336	Commercial art and graphic design -----	192	49 417	14 468	3 238	567
7336 pt.	Commercial art -----	32	5 623	2 093	495	85
7336 pt.	Graphic arts and related design -----	160	43 794	12 375	2 743	482
7338	Secretarial and court reporting services -----	109	(D)	(D)	(D)	EE
734	Services to dwellings and other buildings -----	634	166 757	88 646	20 829	10 251
7342	Disinfecting and pest control services -----	38	(D)	(D)	(D)	EE
7349	Building cleaning and maintenance services, n.e.c. -----	596	(D)	(D)	(D)	II
735	Miscellaneous equipment rental and leasing -----	271	332 726	58 274	13 270	2 360
7352	Medical equipment rental and leasing -----	31	52 533	12 803	2 935	513
7353	Heavy construction equipment rental and leasing -----	31	25 308	4 976	1 174	201
7353 pt.	Rental and leasing of heavy construction equipment without operators -----	22	(D)	(D)	(D)	CC
7353 pt.	Rental and leasing of heavy construction equipment with operators -----	9	(D)	(D)	(D)	BB
7359	Equipment rental and leasing, n.e.c. -----	209	254 885	40 495	9 161	1 646
7359 pt.	Equipment rental -----	185	184 751	37 361	8 384	1 511
7359 pt.	Rent-to-own -----	38	16 782	3 443	761	177
7359 pt.	Equipment rental, except rent-to-own -----	147	167 969	33 918	7 623	1 334
7359 pt.	Equipment leasing, except finance leasing -----	24	10 134	3 134	777	135
736	Personnel supply services -----	415	375 277	263 056	59 983	20 117
7361	Employment agencies -----	141	37 146	18 456	3 924	749
7363	Help supply services -----	274	338 131	244 600	56 059	19 368
7363 pt.	Temporary help supply -----	249	(D)	(D)	(D)	JJ
7363 pt.	Help supply, except temporary -----	25	(D)	(D)	(D)	GG
7363 pt.	Employee leasing -----	23	(D)	(D)	(D)	GG
7363 pt.	Other help supply services -----	2	(D)	(D)	(D)	BB
737	Computer programming, data processing, and other computer related services -----	1 156	1 975 183	706 275	170 972	16 856
7371, 2, 3	Computer programming, prepackaged software, and integrated systems -----	717	(D)	(D)	(D)	JJ
7371	Computer programming services -----	431	(D)	(D)	(D)	II
7372	Prepackaged software -----	168	(D)	(D)	(D)	HH
7373	Computer integrated systems -----	118	(D)	(D)	(D)	HH
7374, 5, 6	Data processing services -----	176	330 744	120 329	30 681	4 058
7374, 5	Computer processing, information retrieval -----	166	(D)	(D)	(D)	HH
7374	Computer processing and data preparation and processing services -----	140	250 017	101 086	26 028	3 474
7375	Information retrieval services -----	26	(D)	(D)	(D)	EE
7376	Computer facilities management services -----	10	(D)	(D)	(D)	CC

Table 7a. Summary Statistics for Firms Subject to Federal Income Tax for Metropolitan Areas: 1992 — Con.

[Includes only establishments with payroll. For meaning of abbreviations and symbols, see introductory text. For explanation of terms and comparability of 1987 and 1992 censuses, see appendix A. For definitions of CMSA's, MSA's, and PMSA's, see appendix D]

SIC code	Geographic area and kind of business or operation	Establishments (number)	Receipts (\$1,000)	Annual payroll (\$1,000)	First-quarter payroll (\$1,000)	Paid employees for pay period including March 12 (number)
DENVER—BOULDER—GREELEY, CO CMSA— Con.						
73	Business services — Con.					
737	Computer programming, data processing, and other computer related services — Con.					
7377, 8, 9	Computer rental and leasing, maintenance, and related services, n.e.c. -----	263	(D)	(D)	(D)	GG
7377	Computer rental and leasing -----	18	(D)	(D)	(D)	CC
7378	Computer maintenance and repair -----	94	(D)	(D)	(D)	FF
7379	Computer related services, n.e.c. -----	151	(D)	(D)	(D)	FF
7379 pt.	Computer consultants -----	121	(D)	(D)	(D)	FF
7379 pt.	Miscellaneous computer services, n.e.c. -----	30	(D)	(D)	(D)	EE
738	Miscellaneous business services -----	926	(D)	(D)	(D)	JJ
7381, 2	Detective agencies and protective services -----	166	187 279	107 715	25 739	5 886
7381	Detective, guard, and armored car services -----	130	(D)	(D)	(D)	II
7381 pt.	Detective agencies and guard services -----	124	(D)	(D)	(D)	HH
7381 pt.	Armored car services -----	6	(D)	(D)	(D)	CC
7382	Security systems services -----	36	(D)	(D)	(D)	FF
7383	News syndicates -----	10	(D)	(D)	(D)	BB
7384	Photofinishing laboratories* -----	83	57 734	17 331	3 940	816
7384 pt.	Photofinishing laboratories, except "one-hour" (mini) labs* -----	44	48 752	15 286	3 472	642
7384 pt.	One-hour (mini) photofinishing* -----	39	8 982	2 045	468	174
7389	Business services, n.e.c. -----	667	(D)	(D)	(D)	II
7389 pt.	Sign painting shops -----	26	(D)	(D)	(D)	BB
7389 pt.	Interior designing -----	75	(D)	(D)	(D)	CC
7389 pt.	Telephone answering services -----	46	(D)	(D)	(D)	GG
7389 pt.	Other business services -----	520	(D)	(D)	(D)	II
7389 pt.	Water softening and conditioning services -----	13	(D)	(D)	(D)	BB
7389 pt.	Packaging and labeling services -----	30	(D)	(D)	(D)	CC
7389 pt.	Trading stamp services -----	—	(D)	(D)	(D)	—
7389 pt.	Miscellaneous business services -----	477	(D)	(D)	(D)	II
7389 pt.	Convention and trade show services -----	29	(D)	(D)	(D)	FF
7389 pt.	Private mail centers -----	48	(D)	(D)	(D)	GG
7389 pt.	Miscellaneous business services, n.e.c. -----	400	(D)	(D)	(D)	HH
75	Automotive repair, services, and parking -----	1 862	870 878	189 619	44 520	10 375
751	Automotive rental and leasing, without drivers -----	104	305 661	36 654	8 575	1 993
7513	Truck rental and leasing, without drivers -----	45	(D)	(D)	(D)	EE
7513 pt.	Truck rental, without drivers -----	27	(D)	(D)	(D)	EE
7513 pt.	Truck leasing, except finance leasing -----	18	(D)	(D)	(D)	CC
7514, 5	Passenger car rental and leasing -----	54	213 204	26 297	6 166	1 540
7514	Passenger car rental -----	43	(D)	(D)	(D)	GG
7515	Passenger car leasing -----	11	(D)	(D)	(D)	BB
7519	Utility trailer and recreational vehicle rental -----	5	(D)	(D)	(D)	BB
752	Automobile parking -----	205	55 006	5 247	1 291	489
7521 pt.	Parking lots -----	123	(D)	(D)	(D)	EE
7521 pt.	Parking structures -----	82	(D)	(D)	(D)	CC
753	Automotive repair shops -----	1 283	436 900	126 348	29 706	5 921
7532	Top, body, and upholstery repair shops and paint shops -----	321	126 672	41 360	10 342	1 885
7532 pt.	Top and body repair shops -----	290	119 035	38 814	9 764	1 756
7532 pt.	Paint shops -----	31	7 637	2 546	578	129
7538	General automotive repair shops -----	654	189 779	53 339	11 969	2 524
7538 pt.	General automotive repair shops, except diesel -----	606	170 181	47 542	10 613	2 288
7538 pt.	Diesel repair shops -----	48	19 598	5 797	1 356	236
7533, 4, 6, 7, 9	Other automotive repair shops -----	308	120 449	31 649	7 395	1 512
7533	Automotive exhaust system repair shops -----	38	(D)	(D)	(D)	CC
7534	Tire retreading and repair shops -----	19	(D)	(D)	(D)	CC
7536	Automotive glass replacement shops -----	82	(D)	(D)	(D)	EE
7537	Automotive transmission repair shops -----	70	19 249	5 298	1 247	263
7539	Automotive repair shops, n.e.c. -----	99	(D)	(D)	(D)	EE
7539 pt.	Radiator repair -----	31	(D)	(D)	(D)	BB
7539 pt.	Brake, front end, and wheel alignment -----	32	(D)	(D)	(D)	CC
7539 pt.	Automotive electrical and fuel system services -----	20	(D)	(D)	(D)	CC
7539 pt.	Carburetor repair shops -----	8	1 770	542	130	29
7539 pt.	Automotive electrical repair shops -----	12	(D)	(D)	(D)	CC
7539 pt.	Other automotive repair shops, n.e.c. -----	16	(D)	(D)	(D)	BB
754	Automotive services, except repair -----	270	73 311	21 370	4 948	1 972
7542	Carwashes -----	117	27 157	8 596	2 023	1 085
7549	Automotive services, except repair and carwashes -----	153	46 154	12 774	2 925	887
7549 pt.	Lubrication shops -----	75	27 934	7 366	1 713	592
7549 pt.	Other automotive services -----	78	18 220	5 408	1 212	295
7549 pt.	Towing services -----	51	(D)	(D)	(D)	CC
7549 pt.	Other automotive services, n.e.c. -----	27	(D)	(D)	(D)	BB
76	Miscellaneous repair services -----	693	256 108	81 888	18 402	3 660
762	Electrical repair shops -----	236	97 410	35 037	8 112	1 533
7622	Radio and television repair shops -----	68	15 604	6 709	1 713	329
7623, 9	Other electrical and electronic repair shops -----	168	81 806	28 328	6 399	1 204
7623	Refrigeration and air-conditioning service and repair shops -----	23	(D)	(D)	(D)	BB
7629	Electrical and electronic repair shops, n.e.c. -----	145	(D)	(D)	(D)	GG
763	Watch, clock, and jewelry repair -----	17	(D)	(D)	(D)	BB
764	Reupholstery and furniture repair -----	75	12 784	4 467	999	269
769	Miscellaneous repair and related services -----	365	(D)	(D)	(D)	GG
7692	Welding repair -----	24	(D)	(D)	(D)	CC
7694	Armature rewinding shops -----	14	(D)	(D)	(D)	CC
7699	Repair shops and related services, n.e.c. -----	327	(D)	(D)	(D)	GG
7699 pt.	Farm machinery and equipment repair -----	3	(D)	(D)	(D)	AA
7699 pt.	Lawnmower and other small gasoline engine repair -----	24	3 654	935	174	87
7699 pt.	Sewer and septic tank cleaning services -----	29	13 160	4 961	1 165	192
7699 pt.	Other repair and related services, n.e.c. -----	271	100 644	28 355	6 348	1 289

CO-70 COLORADO

SERVICE INDUSTRIES—GEOGRAPHIC AREA SERIES

Table 7a. Summary Statistics for Firms Subject to Federal Income Tax for Metropolitan Areas: 1992—Con.

[Includes only establishments with payroll. For meaning of abbreviations and symbols, see introductory text. For explanation of terms and comparability of 1987 and 1992 censuses, see appendix A. For definitions of CMSA's, MSA's, and PMSA's, see appendix D]

SIC code	Geographic area and kind of business or operation	Establishments (number)	Receipts (\$1,000)	Annual payroll (\$1,000)	First-quarter payroll (\$1,000)	Paid employees for pay period including March 12 (number)
DENVER—BOULDER—GREELEY, CO CMSA—Con.						
78, 79, 84	Amusement and recreation services, including motion pictures and museums	1 013	670 122	198 941	36 473	12 901
781, 2	Motion picture production, distribution, and services	127	(D)	(D)	(D)	FF
7812 pt.	Motion picture production, except for television	50	(D)	(D)	(D)	CC
7812 pt.	Motion picture and tape production for television	21	16 277	3 763	724	148
7819	Services allied to motion picture production	31	22 257	6 358	1 543	243
7822 pt.	Motion picture film and tape distributors	22	(D)	(D)	(D)	CC
7822 pt.	Motion picture film exchanges	13	(D)	(D)	(D)	BB
7822 pt.	Video tape wholesalers	9	(D)	(D)	(D)	CC
7822 pt.	Film and tape distribution for television	1	(D)	(D)	(D)	AA
7829	Services allied to motion picture distribution	2	(D)	(D)	(D)	AA
783	Motion picture theaters	59	70 200	8 435	2 163	1 133
7832	Motion picture theaters, except drive-in	54	68 025	8 124	2 131	1 109
7833	Drive-in motion picture theaters	5	2 175	311	32	24
784	Video tape rental	155	45 932	8 668	2 143	996
792	Theatrical producers (except motion picture), bands, orchestras, and entertainers	70	(D)	(D)	(D)	EE
7922	Theatrical producers (except motion picture) and miscellaneous theatrical services	37	(D)	(D)	(D)	CC
7922 pt.	Producers of live theatrical productions	10	(D)	(D)	(D)	CC
7922 pt.	Producers of radio and television shows, except tape producers	2	(D)	(D)	(D)	AA
7922 pt.	Artists' and entertainers' managers or agents, concert bureaus, booking agents	15	(D)	(D)	(D)	BB
7922 pt.	Other theatrical services	10	(D)	(D)	(D)	BB
7929	Bands, orchestras, actors, and other entertainers and entertainment groups	33	(D)	(D)	(D)	CC
7929 pt.	Dance groups and artists	—	—	—	—	—
7929 pt.	Symphony orchestras, opera companies, and chamber music organizations	—	—	—	—	—
7929 pt.	Other music and entertainment presentations	33	(D)	(D)	(D)	CC
7929 pt.	Other music groups and artists	9	(D)	(D)	(D)	BB
7929 pt.	Other entertainers and entertainment groups	24	(D)	(D)	(D)	CC
793	Bowling centers	50	31 074	9 531	2 598	1 144
79 ex. 792, 3, 84	Commercial sports and other amusement and recreation services, including museums	552	362 167	148 054	24 396	8 488
794	Commercial sports	44	82 748	71 776	9 480	772
7941	Professional sports clubs, managers, promoters	17	(D)	(D)	(D)	EE
7941 pt.	Baseball clubs	1	(D)	(D)	(D)	BB
7941 pt.	Football clubs	1	(D)	(D)	(D)	BB
7941 pt.	Other professional sports clubs	2	(D)	(D)	(D)	CC
7941 pt.	Managers and promoters	13	(D)	(D)	(D)	BB
7948	Racing, including track operation	27	(D)	(D)	(D)	EE
7948 pt.	Auto racetrack operation	5	5 843	907	193	18
7948 pt.	Horse racetrack operation	1	(D)	(D)	(D)	BB
7948 pt.	Dog racetrack operation	3	(D)	(D)	(D)	EE
7948 pt.	Racing stables and racing, n.e.c.	18	(D)	(D)	(D)	BB
79 ex. 792, 3, 4, 84	Other amusement and recreation services, including museums	508	279 419	76 278	14 916	7 716
791	Dance studios, schools, and halls	50	(D)	(D)	(D)	EE
7991	Physical fitness facilities	119	73 023	19 414	4 842	3 049
7991 pt.	Physical fitness centers, except gymnasiums and athletic clubs	75	34 703	8 455	2 093	1 224
7991 pt.	Gymnasiums and athletic clubs	44	38 320	10 959	2 749	1 825
7992	Public golf courses	14	(D)	(D)	(D)	EE
7993	Coin-operated amusement devices	45	(D)	(D)	(D)	CC
7996	Amusement parks	9	(D)	(D)	(D)	FF
7997	Membership sports and recreation clubs	58	(D)	(D)	(D)	GG
7999, 84	Amusement and recreation services, including museums, n.e.c.	213	(D)	(D)	(D)	GG
7999 pt.	Concession operators of amusement devices and rides	10	(D)	(D)	(D)	BB
7999 pt.	Carnivals, circuses, and fairs	2	(D)	(D)	(D)	CC
7999 pt.	Carnivals and circuses	—	—	—	—	—
7999 pt.	Fairs	2	(D)	(D)	(D)	CC
7999 pt., 84	Other recreation and amusements, including museums	201	(D)	(D)	(D)	GG
84	Museums, art galleries, and botanical and zoological gardens	5	(D)	(D)	(D)	AA
841	Museums and art galleries	4	(D)	(D)	(D)	AA
842	Arboreta and botanical or zoological gardens	1	(D)	(D)	(D)	AA
7999 pt.	Roller skating rinks	14	(D)	(D)	(D)	CC
7999 pt.	Ice skating rinks	2	(D)	(D)	(D)	AA
7999 pt.	Other amusement and recreation services, n.e.c.	180	(D)	(D)	(D)	GG
80	Health services	4 372	2 543 389	1 119 583	239 797	35 705
801	Offices and clinics of doctors of medicine	1 712	1 238 231	616 965	126 280	11 315
8011 pt.	Offices of doctors of medicine	1 665	(D)	(D)	(D)	JJ
8011 pt.	General medical clinics	47	(D)	(D)	(D)	FF
802	Offices and clinics of dentists	1 213	368 208	141 428	31 183	5 618
8021 pt.	Offices of dentists	1 206	(D)	(D)	(D)	II
8021 pt.	Dental clinics	7	(D)	(D)	(D)	BB
803	Offices and clinics of doctors of osteopathy	106	36 772	15 177	3 302	488
8031 pt.	Offices of osteopathic physicians	101	(D)	(D)	(D)	EE
8031 pt.	Osteopathic clinics	5	(D)	(D)	(D)	AA
804	Offices and clinics of other health practitioners	862	185 263	65 799	15 132	2 952
8041	Offices and clinics of chiropractors	341	63 279	17 836	4 280	914
8042	Offices and clinics of optometrists	147	43 132	14 187	3 294	680
8043	Offices and clinics of podiatrists	62	(D)	(D)	(D)	CC
8049	Offices and clinics of health practitioners, n.e.c.	312	(D)	(D)	(D)	GG

Table 7a. Summary Statistics for Firms Subject to Federal Income Tax for Metropolitan Areas: 1992 — Con.

[Includes only establishments with payroll. For meaning of abbreviations and symbols, see introductory text. For explanation of terms and comparability of 1987 and 1992 censuses, see appendix A. For definitions of CMSA's, MSA's, and PMSA's, see appendix D]

SIC code	Geographic area and kind of business or operation	Establishments (number)	Receipts (\$1,000)	Annual payroll (\$1,000)	First-quarter payroll (\$1,000)	Paid employees for pay period including March 12 (number)
DENVER—BOULDER—GREELEY, CO CMSA— Con.						
80	Health services —Con.					
805	Nursing and personal care facilities	97	253 692	111 441	25 371	7 522
8051	Skilled nursing care facilities	68	(D)	(D)	(D)	II
8052	Intermediate care facilities	14	(D)	(D)	(D)	EE
8059	Nursing and personal care facilities, n.e.c.	15	(D)	(D)	(D)	CC
806	Hospitals	9	(D)	(D)	(D)	GG
8062	General medical and surgical hospitals	2	(D)	(D)	(D)	GG
8063, 9	Specialty hospitals	7	(D)	(D)	(D)	GG
8063	Psychiatric hospitals	5	(D)	(D)	(D)	FF
8069	Specialty hospitals, except psychiatric	2	(D)	(D)	(D)	FF
807, 8, 9	Other health services	373	(D)	(D)	(D)	II
807	Medical and dental laboratories	162	109 834	36 981	8 950	1 511
8071	Medical laboratories	69	88 476	28 187	6 725	1 082
8072	Dental laboratories	93	21 358	8 794	2 225	429
808	Home health care services	72	(D)	(D)	(D)	GG
809	Miscellaneous health and allied services, n.e.c.	139	(D)	(D)	(D)	GG
8092	Kidney dialysis centers	8	(D)	(D)	(D)	CC
8093	Specialty outpatient facilities, n.e.c.	93	69 848	27 338	6 219	1 254
8099	Health and allied services, n.e.c.	38	(D)	(D)	(D)	CC
81	Legal services	1 804	1 084 510	493 384	104 083	10 974
823, 4, 9	Selected educational services	273	194 308	64 442	15 303	2 925
823	Libraries	5	(D)	(D)	(D)	BB
824	Vocational schools	93	(D)	(D)	(D)	GG
8243	Data processing schools	39	12 867	4 110	858	122
8244	Business and secretarial schools	15	16 402	7 729	1 772	375
8249	Vocational schools, n.e.c.	39	(D)	(D)	(D)	FF
829	Schools and educational services, n.e.c.	175	111 841	28 967	6 748	1 477
83	Social services	560	153 671	66 516	15 333	5 929
835	Child day care services	331	78 106	34 701	7 883	3 945
832, 3, 6, 9	Other social services	229	75 565	31 815	7 450	1 984
832	Individual and family social services	99	18 045	7 836	1 701	450
833	Job training and vocational rehabilitation services	43	(D)	(D)	(D)	EE
836	Residential care	68	33 968	12 123	2 986	1 011
839	Social services, n.e.c.	19	(D)	(D)	(D)	CC
87 ex. 8733	Engineering, accounting, research, management, and related services (except noncommercial research organizations)	3 785	2 865 992	1 211 591	282 306	33 199
871	Engineering, architectural, and surveying services	1 139	1 401 828	594 711	138 563	13 765
8711	Engineering services	776	1 183 922	515 619	121 264	11 411
8712	Architectural services	283	195 306	69 148	15 288	1 945
8713	Surveying services	80	22 600	9 944	2 011	409
872	Accounting, auditing, and bookkeeping services	1 147	437 516	199 338	46 478	6 749
873 ex. 8733	Research, development, and testing services (except noncommercial research organizations)	260	(D)	(D)	(D)	HH
8731	Commercial physical and biological research	88	(D)	(D)	(D)	GG
8731 pt.	Commercial physical research	58	(D)	(D)	(D)	FF
8731 pt.	Commercial medical and biological research	30	91 308	49 863	11 497	863
8732	Commercial economic, sociological, and educational research	100	97 829	34 241	8 435	1 675
8734	Testing laboratories	72	(D)	(D)	(D)	GG
874	Management and public relations services	1 239	(D)	(D)	(D)	II
8741	Management services	283	(D)	(D)	(D)	HH
8742	Management consulting services	620	(D)	(D)	(D)	HH
8743	Public relations services	76	(D)	(D)	(D)	EE
8744	Facilities support management services	4	(D)	(D)	(D)	FF
8748	Business consulting services, n.e.c.	256	(D)	(D)	(D)	FF
89	Services, n.e.c.	308	169 516	66 827	14 732	1 733
8999 pt.	Scientific and related consulting services, except environmental	105	42 211	18 286	3 746	367
8999 pt.	Other services	203	127 305	48 541	10 986	1 366
8999 pt.	Environmental consulting	113	113 400	44 416	9 876	1 158
8999 pt.	Authors, composers, and other arts-related services	34	7 213	2 022	647	88
8999 pt.	Other services, n.e.c.	56	6 692	2 103	463	120
Boulder—Longmont, CO PMSA						
Total		2 759	1 859 101	689 504	156 179	25 682
70 ex. 704	Hotels, rooming houses, camps, and other lodging places (except membership lodging)	36	39 045	9 308	2 029	799
7011	Hotels and motels	31	36 073	8 650	1 950	748
7011 pt.	Hotels	13	27 794	6 660	1 560	515
7011 pt.	Hotels, 25 guestrooms or more	10	27 129	6 471	1 513	488
7011 pt.	Hotels, less than 25 guestrooms	3	665	189	47	27
7011 pt.	Motels, motor hotels, and tourist courts	18	8 279	1 990	390	233
7011 pt.	Motels, tourist courts	16	(D)	(D)	(D)	CC
7011 pt.	Motor hotels	2	(D)	(D)	(D)	BB
702, 3	Other lodging places	5	2 972	658	79	51
702	Rooming and boarding houses	1	(D)	(D)	(D)	AA
703	Camps and recreational vehicle parks	4	(D)	(D)	(D)	BB

CO-72 COLORADO

SERVICE INDUSTRIES—GEOGRAPHIC AREA SERIES

Table 7a. Summary Statistics for Firms Subject to Federal Income Tax for Metropolitan Areas: 1992—Con.

[Includes only establishments with payroll. For meaning of abbreviations and symbols, see introductory text. For explanation of terms and comparability of 1987 and 1992 censuses, see appendix A. For definitions of CMSA's, MSA's, and PMSA's, see appendix D]

SIC code	Geographic area and kind of business or operation	Establishments (number)	Receipts (\$1,000)	Annual payroll (\$1,000)	First-quarter payroll (\$1,000)	Paid employees for pay period including March 12 (number)
DENVER—BOULDER—GREELEY, CO CMSA—Con.						
Boulder—Longmont, CO PMSA—Con.						
72	Personal services	233	37 879	13 171	3 192	1 299
721	Laundry, cleaning, and garment services	67	11 202	3 349	793	330
7211	Power laundries, family and commercial*	3	(D)	(D)	(D)	BB
7213	Linen supply*	—	—	—	—	—
7215	Coin-operated laundries and drycleaning	14	1 838	375	81	70
7216	Drycleaning plants, except rug cleaning	32	5 964	1 732	431	166
7217	Carpet and upholstery cleaning	9	1 055	343	85	32
7218	Industrial launderers*	2	(D)	(D)	(D)	AA
7212, 9	Other laundry, cleaning, and garment services*	7	(D)	(D)	(D)	BB
7212	Garment pressing, and agents for laundries and drycleaners	4	301	35	—	—
7219	Laundry and garment services, n.e.c.*	3	(D)	(D)	(D)	BB
722	Photographic studios, portrait	17	2 019	301	68	32
723, 4	Beauty and barber shops	109	16 676	7 363	1 749	624
723	Beauty shops	107	(D)	(D)	(D)	FF
724	Barber shops	2	(D)	(D)	(D)	AA
725	Shoe repair shops and shoeshine parlors	7	832	266	62	16
726	Funeral service and crematories	4	2 297	442	97	50
729	Miscellaneous personal services	29	4 853	1 450	423	247
7291	Tax return preparation services	5	1 156	554	203	127
7299	Miscellaneous personal services, n.e.c.	24	3 697	896	220	120
73	Business services	629	893 624	310 832	70 715	10 724
731	Advertising	19	7 581	2 493	475	71
7311	Advertising agencies	18	(D)	(D)	(D)	BB
7312	Outdoor advertising services	—	—	—	—	—
7313	Radio, television, publishers' advertising representatives	—	—	—	—	—
7319	Advertising, n.e.c.	1	(D)	(D)	(D)	AA
732	Consumer credit reporting agencies, mercantile reporting agencies, and adjustment and collection agencies	9	4 646	1 942	373	96
7322	Adjustment and collection services	8	(D)	(D)	(D)	BB
7323	Credit reporting services	1	(D)	(D)	(D)	AA
733	Mailing, reproduction, commercial art and photography, and stenographic services	81	19 720	5 976	1 344	349
7331	Direct mail advertising services	7	1 477	295	49	13
7334	Photocopying and duplicating services	12	6 736	1 920	427	150
7335, 6	Commercial photography, art, and graphics	46	10 230	3 352	749	151
7335	Commercial photography	16	1 948	394	74	50
7336	Commercial art and graphic design	30	8 282	2 958	675	101
7338	Secretarial and court reporting services	16	1 277	409	119	35
734	Services to dwellings and other buildings	73	11 641	5 447	1 164	599
7342	Disinfecting and pest control services	5	1 792	790	171	54
7349	Building cleaning and maintenance services, n.e.c.	68	9 849	4 657	993	545
735	Miscellaneous equipment rental and leasing	27	12 295	3 130	660	133
7352	Medical equipment rental and leasing	3	(D)	(D)	(D)	AA
7353	Heavy construction equipment rental and leasing	2	(D)	(D)	(D)	AA
7359	Equipment rental and leasing, n.e.c.	22	9 685	2 701	553	112
736	Personnel supply services	58	53 226	36 784	7 342	2 409
7361	Employment agencies	17	1 965	1 052	241	53
7363	Help supply services	41	51 261	35 732	7 101	2 356
7363 pt.	Temporary help supply	39	(D)	(D)	(D)	GG
7363 pt.	Help supply, except temporary	2	(D)	(D)	(D)	BB
737	Computer programming, data processing, and other computer related services	239	644 104	176 593	40 689	3 952
7371, 2, 3	Computer programming, prepackaged software, and integrated systems	177	463 247	133 191	30 634	2 863
7371	Computer programming services	109	304 218	73 238	16 712	1 662
7372	Prepackaged software	43	79 196	33 106	7 828	618
7373	Computer integrated systems	25	79 833	26 847	6 094	583
7374, 5, 6	Data processing services	18	48 320	21 346	4 962	591
7374, 5	Computer processing, information retrieval	16	(D)	(D)	(D)	FF
7376	Computer facilities management services	2	(D)	(D)	(D)	BB
7377, 8, 9	Computer rental and leasing, maintenance, and related services, n.e.c.	44	132 537	22 056	5 093	498
7377	Computer rental and leasing	2	(D)	(D)	(D)	CC
7378	Computer maintenance and repair	14	44 292	9 976	2 287	239
7379	Computer related services, n.e.c.	28	(D)	(D)	(D)	CC
738	Miscellaneous business services	123	140 411	78 467	18 668	3 115
7381, 2	Detective agencies and protective services	13	(D)	(D)	(D)	FF
7381	Detective, guard, and armored car services	10	(D)	(D)	(D)	FF
7382	Security systems services	3	(D)	(D)	(D)	BB
7383	News syndicates	—	—	—	—	—
7384	Photofinishing laboratories*	14	4 540	1 418	325	81
7389	Business services, n.e.c.	96	(D)	(D)	(D)	GG
7389 pt.	Sign painting shops	1	(D)	(D)	(D)	AA
7389 pt.	Interior designing	10	2 426	366	70	14
7389 pt.	Telephone answering services	7	(D)	(D)	(D)	EE
7389 pt.	Other business services	78	70 376	34 243	7 819	2 023

Table 7a. Summary Statistics for Firms Subject to Federal Income Tax for Metropolitan Areas: 1992—Con.

[Includes only establishments with payroll. For meaning of abbreviations and symbols, see introductory text. For explanation of terms and comparability of 1987 and 1992 censuses, see appendix A. For definitions of CMSA's, MSA's, and PMSA's, see appendix D]

SIC code	Geographic area and kind of business or operation	Establishments (number)	Receipts (\$1,000)	Annual payroll (\$1,000)	First-quarter payroll (\$1,000)	Paid employees for pay period including March 12 (number)
	DENVER—BOULDER—GREELEY, CO CMSA—Con.					
	Boulder—Longmont, CO PMSA—Con.					
75	Automotive repair, services, and parking -----	204	63 585	17 690	4 070	886
751	Automotive rental and leasing, without drivers -----	9	2 731	703	166	32
7513	Truck rental and leasing, without drivers -----	4	(D)	(D)	(D)	BB
7514, 5	Passenger car rental and leasing -----	3	(D)	(D)	(D)	AA
7514	Passenger car rental -----	3	(D)	(D)	(D)	AA
7515	Passenger car leasing -----	—	—	—	—	—
7519	Utility trailer and recreational vehicle rental -----	2	(D)	(D)	(D)	AA
752	Automobile parking -----	—	—	—	—	—
753	Automotive repair shops -----	162	51 857	14 964	3 479	686
7532	Top, body, and upholstery repair shops and paint shops -----	32	13 162	4 214	1 040	188
7532 pt.	Top and body repair shops -----	29	(D)	(D)	(D)	CC
7532 pt.	Paint shops -----	3	(D)	(D)	(D)	BB
7538	General automotive repair shops -----	99	29 834	8 508	1 943	389
7538 pt.	General automotive repair shops, except diesel -----	94	28 447	8 003	1 820	370
7538 pt.	Diesel repair shops -----	5	1 387	505	123	19
7533, 4, 6, 7, 9	Other automotive repair shops -----	31	8 861	2 242	496	109
7533	Automotive exhaust system repair shops -----	5	1 696	440	90	20
7534	Tire retreading and repair shops -----	2	(D)	(D)	(D)	AA
7536	Automotive glass replacement shops -----	7	2 590	478	114	23
7537	Automotive transmission repair shops -----	3	512	129	30	7
7539	Automotive repair shops, n.e.c. -----	14	(D)	(D)	(D)	BB
7539 pt.	Radiator repair -----	4	750	176	34	8
7539 pt.	Brake, front end, and wheel alignment -----	7	2 140	590	137	29
7539 pt.	Automotive electrical and fuel system services -----	3	(D)	(D)	(D)	AA
7539 pt.	Other automotive repair shops, n.e.c. -----	—	—	—	—	—
754	Automotive services, except repair -----	33	8 997	2 023	425	168
7542	Carwashes -----	16	2 395	567	133	81
7549	Automotive services, except repair and carwashes -----	17	6 602	1 456	292	87
76	Miscellaneous repair services -----	71	15 480	4 095	906	228
762	Electrical repair shops -----	22	4 030	1 198	252	59
7622	Radio and television repair shops -----	6	571	161	38	11
7623, 9	Other electrical and electronic repair shops -----	16	3 459	1 037	214	48
7623	Refrigeration and air-conditioning service and repair shops -----	—	—	—	—	—
7629	Electrical and electronic repair shops, n.e.c. -----	16	3 459	1 037	214	48
763	Watch, clock, and jewelry repair -----	1	(D)	(D)	(D)	AA
764	Reupholstery and furniture repair -----	7	598	168	28	13
769	Miscellaneous repair and related services -----	41	(D)	(D)	(D)	CC
7692	Welding repair -----	3	329	91	19	3
7694	Armature rewinding shops -----	1	(D)	(D)	(D)	AA
7699	Repair shops and related services, n.e.c. -----	37	(D)	(D)	(D)	CC
78, 79, 84	Amusement and recreation services, including motion pictures and museums -----	146	56 322	14 535	2 841	1 625
781, 2	Motion picture production, distribution, and services -----	19	3 792	922	182	46
783	Motion picture theaters -----	7	(D)	(D)	(D)	CC
7832	Motion picture theaters, except drive-in -----	7	(D)	(D)	(D)	CC
7833	Drive-in motion picture theaters -----	—	—	—	—	—
784	Video tape rental -----	14	4 996	1 005	264	113
792	Theatrical producers (except motion picture), bands, orchestras, and entertainers -----	8	(D)	(D)	(D)	AA
7922	Theatrical producers (except motion picture) and miscellaneous theatrical services -----	4	(D)	(D)	(D)	AA
7929	Bands, orchestras, actors, and other entertainers and entertainment groups -----	4	(D)	(D)	(D)	AA
793	Bowling centers -----	4	1 642	459	116	50
79 ex. 792, 3, 84	Commercial sports and other amusement and recreation services, including museums -----	94	37 497	11 110	2 061	1 257
794	Commercial sports -----	4	(D)	(D)	(D)	AA
7941	Professional sports clubs, managers, promoters -----	2	(D)	(D)	(D)	AA
7948	Racing, including track operation -----	2	(D)	(D)	(D)	AA
79 ex. 792, 3, 4, 84	Other amusement and recreation services, including museums -----	90	(D)	(D)	(D)	GG
791	Dance studios, schools, and halls -----	6	1 639	382	46	88
7991	Physical fitness facilities -----	24	8 607	2 885	649	495
7992	Public golf courses -----	4	(D)	(D)	(D)	BB
7993	Coin-operated amusement devices -----	8	1 040	222	41	16
7996	Amusement parks -----	1	(D)	(D)	(D)	AA
7997	Membership sports and recreation clubs -----	7	5 263	1 604	321	165
7999, 84	Amusement and recreation services, including museums, n.e.c. -----	40	(D)	(D)	(D)	EE
7999 pt.	Concession operators of amusement devices and rides -----	2	(D)	(D)	(D)	AA
7999 pt.	Carnivals, circuses, and fairs -----	1	(D)	(D)	(D)	AA
7999 pt., 84	Other recreation and amusements, including museums -----	37	15 711	4 988	855	426

CO-74 COLORADO

SERVICE INDUSTRIES—GEOGRAPHIC AREA SERIES

Table 7a. Summary Statistics for Firms Subject to Federal Income Tax for Metropolitan Areas: 1992 — Con.

[Includes only establishments with payroll. For meaning of abbreviations and symbols, see introductory text. For explanation of terms and comparability of 1987 and 1992 censuses, see appendix A. For definitions of CMSA's, MSA's, and PMSA's, see appendix D]

SIC code	Geographic area and kind of business or operation	Establishments (number)	Receipts (\$1,000)	Annual payroll (\$1,000)	First-quarter payroll (\$1,000)	Paid employees for pay period including March 12 (number)
DENVER—BOULDER—GREELEY, CO CMSA— Con.						
Boulder—Longmont, CO PMSA —Con.						
80	Health services -----	546	258 454	114 456	25 119	3 990
801	Offices and clinics of doctors of medicine -----	164	118 976	64 628	13 940	1 423
8011 pt.	Offices of doctors of medicine -----	161	116 860	63 823	13 758	1 378
8011 pt.	General medical clinics -----	3	2 116	805	182	45
802	Offices and clinics of dentists -----	169	47 332	16 963	3 870	713
803	Offices and clinics of doctors of osteopathy -----	9	2 338	950	198	35
804	Offices and clinics of other health practitioners -----	163	31 766	10 090	2 271	474
8041	Offices and clinics of chiropractors -----	63	11 297	3 113	678	157
8042	Offices and clinics of optometrists -----	22	6 756	1 584	392	98
8043	Offices and clinics of podiatrists -----	9	1 537	553	110	25
8049	Offices and clinics of health practitioners, n.e.c. -----	69	12 176	4 840	1 091	194
805	Nursing and personal care facilities -----	8	28 147	11 579	2 627	796
8051	Skilled nursing care facilities -----	8	28 147	11 579	2 627	796
8052	Intermediate care facilities -----	-	-	-	-	-
8059	Nursing and personal care facilities, n.e.c. -----	-	-	-	-	-
806	Hospitals -----	1	(D)	(D)	(D)	CC
8062	General medical and surgical hospitals -----	-	-	-	-	-
8063, 9	Specialty hospitals -----	1	(D)	(D)	(D)	CC
807, 8, 9	Other health services -----	32	(D)	(D)	(D)	EE
807	Medical and dental laboratories -----	15	4 588	2 093	529	75
8071	Medical laboratories -----	3	(D)	(D)	(D)	BB
8072	Dental laboratories -----	12	(D)	(D)	(D)	BB
808	Home health care services -----	6	(D)	(D)	(D)	EE
809	Miscellaneous health and allied services, n.e.c. -----	11	(D)	(D)	(D)	BB
8092	Kidney dialysis centers -----	1	(D)	(D)	(D)	AA
8093	Specialty outpatient facilities, n.e.c. -----	8	(D)	(D)	(D)	BB
8099	Health and allied services, n.e.c. -----	2	(D)	(D)	(D)	AA
81	Legal services -----	207	73 479	28 341	6 185	809
823, 4, 9	Selected educational services -----	41	72 765	18 287	4 658	687
823	Libraries -----	1	(D)	(D)	(D)	AA
824	Vocational schools -----	15	11 354	6 523	1 732	203
829	Schools and educational services, n.e.c. -----	25	(D)	(D)	(D)	EE
83	Social services -----	63	15 505	6 744	1 565	737
835	Child day care services -----	42	10 159	4 509	1 009	563
832, 3, 6, 9	Other social services -----	21	5 346	2 235	556	174
87 ex. 8733	Engineering, accounting, research, management, and related services (except noncommercial research organizations) -----	537	306 109	142 075	32 929	3 640
871	Engineering, architectural, and surveying services -----	183	106 592	46 402	10 010	1 181
8711	Engineering services -----	123	87 763	38 923	8 406	936
8712	Architectural services -----	45	16 289	6 456	1 409	202
8713	Surveying services -----	15	2 540	1 023	195	43
872	Accounting, auditing, and bookkeeping services -----	139	22 973	9 773	2 392	484
873 ex. 8733	Research, development, and testing services (except noncommercial research organizations) -----	63	113 328	58 500	13 440	1 309
8731	Commercial physical and biological research -----	30	90 573	49 169	11 389	833
8732	Commercial economic, sociological, and educational research -----	22	12 403	5 609	1 140	321
8734	Testing laboratories -----	11	10 352	3 722	911	155
874	Management and public relations services -----	152	63 216	27 400	7 087	666
8741	Management services -----	25	17 431	8 659	2 609	179
8742	Management consulting services -----	80	(D)	(D)	(D)	EE
8743	Public relations services -----	6	2 126	540	133	21
8744	Facilities support management services -----	2	(D)	(D)	(D)	BB
8748	Business consulting services, n.e.c. -----	39	(D)	(D)	(D)	BB
89	Services, n.e.c. -----	46	26 854	9 970	1 970	258
Denver, CO PMSA						
Total -----		17 525	11 434 554	4 489 490	1 014 694	179 199
70 ex. 704	Hotels, rooming houses, camps, and other lodging places (except membership lodging) -----	207	401 243	117 347	27 495	9 751
7011	Hotels and motels -----	185	394 436	115 489	27 288	9 624
7011 pt.	Hotels -----	86	333 956	100 943	24 173	8 087
7011 pt.	Hotels, 25 guestrooms or more -----	75	332 683	100 657	24 112	8 049
7011 pt.	Hotels, less than 25 guestrooms -----	11	1 273	286	61	38
7011 pt.	Motels, motor hotels, and tourist courts -----	99	60 480	14 546	3 115	1 537
7011 pt.	Motels, tourist courts -----	74	35 586	8 596	1 757	945
7011 pt.	Motor hotels -----	25	24 894	5 950	1 358	592
702, 3	Other lodging places -----	22	6 807	1 858	207	127
702	Rooming and boarding houses -----	3	(D)	(D)	(D)	BB
703	Camps and recreational vehicle parks -----	19	(D)	(D)	(D)	CC
7032	Sporting and recreational camps -----	5	(D)	(D)	(D)	BB
7033	Recreational vehicle parks and campsites -----	14	2 978	418	60	32

Table 7a. Summary Statistics for Firms Subject to Federal Income Tax for Metropolitan Areas: 1992 — Con.

[Includes only establishments with payroll. For meaning of abbreviations and symbols, see introductory text. For explanation of terms and comparability of 1987 and 1992 censuses, see appendix A. For definitions of CMSA's, MSA's, and PMSA's, see appendix D]

SIC code	Geographic area and kind of business or operation	Establishments (number)	Receipts (\$1,000)	Annual payroll (\$1,000)	First-quarter payroll (\$1,000)	Paid employees for pay period including March 12 (number)
DENVER—BOULDER—GREELEY, CO CMSA— Con.						
Denver, CO PMSA —Con.						
72	Personal services -----	1 599	366 990	119 327	28 318	10 388
721	Laundry, cleaning, and garment services -----	526	180 759	51 383	11 919	3 914
7211	Power laundries, family and commercial* -----	20	(D)	(D)	(D)	EE
7213	Linen supply* -----	8	(D)	(D)	(D)	EE
7215	Coin-operated laundries and drycleaning -----	66	43 986	5 720	1 458	383
7215 pt.	Coin-operated laundries and drycleaning stores -----	61	(D)	(D)	(D)	CC
7215 pt.	Coin-operated laundry routes -----	5	(D)	(D)	(D)	CC
7216	Drycleaning plants, except rug cleaning* -----	257	49 626	16 516	3 790	1 570
7217	Carpet and upholstery cleaning -----	104	23 942	8 258	1 669	541
7218	Industrial launderers* -----	10	21 812	7 040	1 700	356
7212, 9	Other laundry, cleaning, and garment services* -----	61	8 133	2 134	484	215
7212	Garment pressing, and agents for laundries and drycleaners -----	28	4 317	892	215	113
7219	Laundry and garment services, n.e.c.* -----	33	3 816	1 242	269	102
722	Photographic studios, portrait -----	99	21 621	5 452	1 092	472
723, 4	Beauty and barber shops -----	673	89 801	39 109	9 255	3 487
723	Beauty shops -----	628	85 880	37 231	8 822	3 363
724	Barber shops -----	45	3 921	1 878	433	124
725	Shoe repair shops and shoeshine parlors -----	26	3 060	985	208	93
726	Funeral service and crematories -----	34	24 992	6 450	1 454	315
729	Miscellaneous personal services -----	241	46 757	15 948	4 390	2 107
7291	Tax return preparation services -----	49	9 387	4 568	1 563	1 016
7299	Miscellaneous personal services, n.e.c. -----	192	37 370	11 380	2 827	1 091
7299 pt.	Massage parlors, tanning salons, and saunas -----	56	4 594	1 379	325	191
7299 pt.	Other personal services -----	136	32 776	10 001	2 502	900
7299 pt.	Diet and weight reducing services -----	28	9 392	1 651	483	159
7299 pt.	Formal wear rental -----	21	5 803	1 394	338	130
7299 pt.	Other personal services, n.e.c. -----	87	17 581	6 956	1 681	611
73	Business services -----	3 472	2 935 949	1 180 929	282 456	57 972
731	Advertising -----	185	115 958	36 948	8 592	1 169
7311	Advertising agencies -----	134	72 701	27 679	6 455	867
7312	Outdoor advertising services -----	10	17 109	2 869	643	86
7313	Radio, television, publishers' advertising representatives -----	14	9 230	3 625	992	92
7313 pt.	Radio, television advertising representatives -----	9	7 535	3 254	909	77
7313 pt.	Publishers' advertising representatives -----	5	1 695	371	83	15
7319	Advertising, n.e.c. -----	27	16 918	2 775	502	124
732	Consumer credit reporting agencies, mercantile reporting agencies, and adjustment and collection agencies -----	100	75 808	29 444	6 450	1 299
7322	Adjustment and collection services -----	79	50 793	23 949	4 978	1 026
7323	Credit reporting services -----	21	25 015	5 495	1 472	273
733	Mailing, reproduction, commercial art and photography, and stenographic services -----	405	172 732	53 516	12 372	2 463
7331	Direct mail advertising services -----	57	53 709	13 726	3 170	693
7331 pt.	Mailing list compilers, brokers, and managers -----	18	8 950	3 575	926	203
7331 pt.	Direct mail advertising services, except mailing list services -----	39	44 759	10 151	2 244	490
7334	Photocopying and duplicating services -----	49	44 547	13 411	3 124	672
7334 pt.	Blueprinting and photocopying services -----	47	(D)	(D)	(D)	FF
7334 pt.	Duplicating services, except printing and photocopying -----	2	(D)	(D)	(D)	AA
7335, 6	Commercial photography, art, and graphics -----	207	55 969	17 361	4 009	731
7335	Commercial photography -----	45	14 834	5 851	1 446	265
7336	Commercial art and graphic design -----	162	41 135	11 510	2 563	466
7336 pt.	Commercial art -----	28	5 291	2 004	472	81
7336 pt.	Graphic arts and related design -----	134	35 844	9 506	2 091	385
7338	Secretarial and court reporting services -----	92	18 507	9 018	2 069	367
734	Services to dwellings and other buildings -----	533	153 403	82 585	19 532	9 541
7342	Disinfecting and pest control services -----	31	9 338	4 085	878	201
7349	Building cleaning and maintenance services, n.e.c. -----	502	144 065	78 500	18 654	9 340
735	Miscellaneous equipment rental and leasing -----	225	313 077	53 711	12 266	2 155
7352	Medical equipment rental and leasing -----	25	48 080	11 907	2 716	479
7353	Heavy construction equipment rental and leasing -----	25	23 515	4 717	1 128	188
7353 pt.	Rental and leasing of heavy construction equipment without operators -----	17	19 426	3 384	724	129
7353 pt.	Rental and leasing of heavy construction equipment with operators -----	8	4 089	1 333	404	59
7359	Equipment rental and leasing, n.e.c. -----	175	241 482	37 087	8 422	1 488
7359 pt.	Equipment rental -----	151	171 348	33 953	7 645	1 353
7359 pt.	Rent-to-own -----	32	14 987	3 098	678	158
7359 pt.	Equipment rental, except rent-to-own -----	119	156 361	30 855	6 967	1 195
7359 pt.	Equipment leasing, except finance leasing -----	24	70 134	3 134	777	135
736	Personnel supply services -----	341	310 104	218 051	51 060	16 986
7361	Employment agencies -----	119	34 466	17 086	3 665	691
7363	Help supply services -----	222	275 638	200 965	47 395	16 295
7363 pt.	Temporary help supply -----	200	235 926	170 304	40 965	14 468
7363 pt.	Help supply, except temporary -----	22	39 712	30 661	6 430	1 827
7363 pt.	Employee leasing -----	21	(D)	(D)	(D)	GG
7363 pt.	Other help supply services -----	1	(D)	(D)	(D)	AA

Table 7a. Summary Statistics for Firms Subject to Federal Income Tax for Metropolitan Areas: 1992—Con.

[Includes only establishments with payroll. For meaning of abbreviations and symbols, see introductory text. For explanation of terms and comparability of 1987 and 1992 censuses, see appendix A. For definitions of CMSA's, MSA's, and PMSA's, see appendix D]

SIC code	Geographic area and kind of business or operation	Establishments (number)	Receipts (\$1,000)	Annual payroll (\$1,000)	First-quarter payroll (\$1,000)	Paid employees for pay period including March 12 (number)
DENVER—BOULDER—GREELEY, CO CMSA—Con.						
Denver, CO PMSA —Con.						
73	Business services—Con.					
737	Computer programming, data processing, and other computer related services -----	908	1 306 123	524 928	129 319	12 722
7371, 2, 3	Computer programming, prepackaged software, and integrated systems -----	533	894 703	380 654	92 601	7 800
7371	Computer programming services -----	318	366 669	185 919	46 056	3 838
7372	Prepackaged software -----	124	298 497	116 188	28 699	2 090
7373	Computer integrated systems -----	91	229 537	78 547	17 846	1 872
7374, 5, 6	Data processing services -----	158	282 424	98 983	25 719	3 467
7374, 5	Computer processing, information retrieval -----	150	276 499	95 577	24 930	3 334
7374	Computer processing and data preparation and processing services -----	125	(D)	(D)	(D)	HH
7375	Information retrieval services -----	25	(D)	(D)	(D)	EE
7376	Computer facilities management services -----	8	5 925	3 406	789	133
7377, 8, 9	Computer rental and leasing, maintenance, and related services, n.e.c. -----	217	128 996	45 291	10 999	1 455
7377	Computer rental and leasing -----	16	(D)	(D)	(D)	BB
7378	Computer maintenance and repair -----	79	59 632	17 367	4 143	600
7379	Computer related services, n.e.c. -----	122	(D)	(D)	(D)	FF
7379 pt.	Computer consultants -----	100	44 020	19 251	4 544	512
7379 pt.	Miscellaneous computer services, n.e.c. -----	22	(D)	(D)	(D)	EE
738	Miscellaneous business services -----	775	488 744	181 746	42 865	11 637
7381, 2	Detective agencies and protective services -----	145	129 268	67 472	15 635	5 115
7381	Detective, guard, and armored car services -----	114	80 494	50 947	11 954	4 493
7381 pt.	Detective agencies and guard services -----	109	71 049	45 962	10 672	4 273
7381 pt.	Armored car services -----	5	9 445	4 985	1 282	220
7382	Security systems services -----	31	48 774	16 525	3 681	622
7383	News syndicates -----	10	(D)	(D)	(D)	BB
7384	Photofinishing laboratories* -----	65	52 290	15 688	3 558	709
7384 pt.	Photofinishing laboratories, except "one-hour" (mini) labs* -----	37	45 726	14 159	3 211	586
7384 pt.	One-hour (mini) photofinishing -----	28	6 564	1 529	347	123
7389	Business services, n.e.c. -----	555	(D)	(D)	(D)	II
7389 pt.	Sign painting shops -----	24	(D)	(D)	(D)	BB
7389 pt.	Interior designing -----	64	19 512	3 943	892	167
7389 pt.	Telephone answering services -----	38	14 408	7 223	1 719	649
7389 pt.	Other business services -----	429	(D)	(D)	(D)	HH
7389 pt.	Water softening and conditioning services -----	12	(D)	(D)	(D)	BB
7389 pt.	Packaging and labeling services -----	26	8 848	2 255	554	181
7389 pt.	Trading stamp services -----	—	—	—	—	—
7389 pt.	Miscellaneous business services -----	391	243 106	79 227	19 154	4 571
7389 pt.	Convention and trade show services -----	26	25 151	10 492	2 314	732
7389 pt.	Private mail centers -----	35	11 443	1 331	287	94
7389 pt.	Miscellaneous business services, n.e.c. -----	330	206 512	67 404	16 553	3 745
75	Automotive repair, services, and parking -----	1 559	781 989	165 879	39 005	9 069
751	Automotive rental and leasing, without drivers -----	87	301 141	35 410	8 255	1 916
7513	Truck rental and leasing, without drivers -----	35	(D)	(D)	(D)	EE
7513 pt.	Truck rental, without drivers -----	21	60 148	6 265	1 404	272
7513 pt.	Truck leasing, except finance leasing -----	14	(D)	(D)	(D)	BB
7514, 5	Passenger car rental and leasing -----	49	212 555	26 162	6 132	1 528
7514	Passenger car rental -----	38	(D)	(D)	(D)	GG
7515	Passenger car leasing -----	11	(D)	(D)	(D)	BB
7519	Utility trailer and recreational vehicle rental -----	3	(D)	(D)	(D)	BB
752	Automobile parking -----	205	55 006	5 247	1 291	489
7521 pt.	Parking lots -----	123	(D)	(D)	(D)	EE
7521 pt.	Parking structures -----	82	(D)	(D)	(D)	CC
753	Automotive repair shops -----	1 047	365 458	106 993	25 209	4 969
7532	Top, body, and upholstery repair shops and paint shops -----	274	109 357	35 930	9 021	1 626
7532 pt.	Top and body repair shops -----	249	103 099	33 910	8 569	1 531
7532 pt.	Paint shops -----	25	6 258	2 020	452	95
7538	General automotive repair shops -----	513	150 676	42 905	9 592	2 013
7538 pt.	General automotive repair shops, except diesel -----	477	135 644	38 321	8 515	1 826
7538 pt.	Diesel repair shops -----	36	15 032	4 584	1 077	187
7533, 4, 6, 7, 9	Other automotive repair shops -----	260	105 425	28 158	6 596	1 330
7533	Automotive exhaust system repair shops -----	31	13 948	3 822	870	140
7534	Tire retreading and repair shops -----	15	6 584	1 467	312	87
7536	Automotive glass replacement shops -----	72	37 424	9 299	2 230	450
7537	Automotive transmission repair shops -----	62	17 381	4 869	1 148	236
7539	Automotive repair shops, n.e.c. -----	80	30 088	8 701	2 036	417
7539 pt.	Radiator repair -----	26	6 021	1 366	322	77
7539 pt.	Brake, front end, and wheel alignment -----	22	12 362	4 093	916	164
7539 pt.	Automotive electrical and fuel system services -----	17	8 579	2 467	589	127
7539 pt.	Carburetor repair shops -----	8	1 770	542	130	29
7539 pt.	Automotive electrical repair shops -----	9	6 809	1 925	459	98
7539 pt.	Other automotive repair shops, n.e.c. -----	15	3 126	775	209	49
754	Automotive services, except repair -----	220	60 384	18 229	4 250	1 695
7542	Carwashes -----	91	22 646	7 430	1 742	942
7549	Automotive services, except repair and carwashes -----	129	37 738	10 799	2 508	753
7549 pt.	Lubrication shops -----	64	22 457	6 200	1 493	506
7549 pt.	Other automotive services -----	65	15 281	4 599	1 015	247
7549 pt.	Towing services -----	40	11 017	3 462	780	176
7549 pt.	Other automotive services, n.e.c. -----	25	4 264	1 137	235	71

Table 7a. Summary Statistics for Firms Subject to Federal Income Tax for Metropolitan Areas: 1992—Con.

[Includes only establishments with payroll. For meaning of abbreviations and symbols, see introductory text. For explanation of terms and comparability of 1987 and 1992 censuses, see appendix A. For definitions of CMSA's, MSA's, and PMSA's, see appendix D.]

SIC code	Geographic area and kind of business or operation	Establishments (number)	Receipts (\$1,000)	Annual payroll (\$1,000)	First-quarter payroll (\$1,000)	Paid employees for pay period including March 12 (number)
DENVER—BOULDER—GREELEY, CO CMSA—Con.						
Denver, CO PMSA—Con.						
76	Miscellaneous repair services	579	227 864	73 960	16 782	3 243
762	Electrical repair shops	200	90 268	32 979	7 659	1 421
7622	Radio and television repair shops	58	14 471	6 330	1 617	305
7623, 9	Other electrical and electronic repair shops	142	75 797	26 649	6 042	1 116
7623	Refrigeration and air-conditioning service and repair shops	22	11 742	3 084	665	88
7629	Electrical and electronic repair shops, n.e.c.	120	64 055	23 565	5 377	1 028
763	Watch, clock, and jewelry repair	16	1 439	226	58	27
764	Reupholstery and furniture repair	64	11 767	4 230	954	249
769	Miscellaneous repair and related services	299	124 390	36 525	8 111	1 546
7692	Welding repair	15	3 241	891	202	66
7694	Armature rewinding shops	12	17 102	4 603	962	117
7699	Repair shops and related services, n.e.c.	272	104 047	31 031	6 947	1 363
7699 pt.	Farm machinery and equipment repair	2	(D)	(D)	(D)	AA
7699 pt.	Lawnmower and other small gasoline engine repair	19	2 926	676	112	61
7699 pt.	Sewer and septic tank cleaning services	23	11 416	4 370	1 022	166
7699 pt.	Other repair and related services, n.e.c.	228	(D)	(D)	(D)	GG
78, 79, 84	Amusement and recreation services, including motion pictures and museums	813	595 883	180 744	32 750	10 769
781, 2	Motion picture production, distribution, and services	105	107 898	15 992	3 612	678
7812 pt.	Motion picture production, except for television	37	(D)	(D)	(D)	CC
7812 pt.	Motion picture and tape production for television	21	16 277	3 763	724	148
7819	Services allied to motion picture production	26	20 063	6 078	1 478	226
7822 pt.	Motion picture film and tape distributors	19	60 198	3 563	866	190
7822 pt.	Motion picture film exchanges	10	(D)	(D)	(D)	BB
7822 pt.	Video tape wholesalers	9	(D)	(D)	(D)	CC
7822 pt.	Film and tape distribution for television	1	(D)	(D)	(D)	AA
7829	Services allied to motion picture distribution	1	(D)	(D)	(D)	AA
783	Motion picture theaters	46	59 470	7 171	1 860	932
7832	Motion picture theaters, except drive-in	41	57 295	6 860	1 828	908
7833	Drive-in motion picture theaters	5	2 175	311	32	24
784	Video tape rental	129	37 466	7 033	1 715	791
792	Theatrical producers (except motion picture), bands, orchestras, and entertainers	61	48 096	7 091	1 350	390
7922	Theatrical producers (except motion picture) and miscellaneous theatrical services	33	12 662	3 585	720	231
7922 pt.	Producers of live theatrical productions	10	(D)	(D)	(D)	CC
7922 pt.	Producers of radio and television shows, except tape producers	2	(D)	(D)	(D)	AA
7922 pt.	Artists' and entertainers' managers or agents, concert bureaus, booking agents	14	(D)	(D)	(D)	BB
7922 pt.	Other theatrical services	7	(D)	(D)	(D)	BB
7929	Bands, orchestras, actors, and other entertainers and entertainment groups	28	35 434	3 506	630	159
7929 pt.	Dance groups and artists	—	—	—	—	—
7929 pt.	Symphony orchestras, opera companies, and chamber music organizations	—	—	—	—	—
7929 pt.	Other music and entertainment presentations	28	35 434	3 506	630	159
7929 pt.	Other music groups and artists	6	(D)	(D)	(D)	BB
7929 pt.	Other entertainers and entertainment groups	22	(D)	(D)	(D)	CC
793	Bowling centers	43	28 683	8 873	2 410	1 055
79 ex. 792, 3, 84	Commercial sports and other amusement and recreation services, including museums	429	314 270	134 584	21 803	6 923
794	Commercial sports	34	76 571	70 832	9 343	735
7941	Professional sports clubs, managers, promoters	15	(D)	(D)	(D)	EE
7941 pt.	Baseball clubs	1	(D)	(D)	(D)	BB
7941 pt.	Football clubs	1	(D)	(D)	(D)	BB
7941 pt.	Other professional sports clubs	2	(D)	(D)	(D)	CC
7941 pt.	Managers and promoters	11	(D)	(D)	(D)	BB
7948	Racing, including track operation	19	(D)	(D)	(D)	EE
7948 pt.	Auto racetrack operation	3	(D)	(D)	(D)	AA
7948 pt.	Horse racetrack operation	1	(D)	(D)	(D)	BB
7948 pt.	Dog racetrack operation	3	(D)	(D)	(D)	EE
7948 pt.	Racing stables and racing, n.e.c.	12	(D)	(D)	(D)	BB
79 ex. 792, 3, 4, 84	Other amusement and recreation services, including museums	395	237 699	63 752	12 460	6 188
791	Dance studios, schools, and halls	43	4 185	1 164	286	183
7991	Physical fitness facilities	88	61 853	15 511	3 922	2 373
7991 pt.	Physical fitness centers, except gymnasiums and athletic clubs	54	29 636	6 574	1 650	881
7991 pt.	Gymnasiums and athletic clubs	34	32 217	8 937	2 272	1 492
7992	Public golf courses	10	9 381	2 786	460	213
7993	Coin-operated amusement devices	34	10 114	1 909	433	160
7996	Amusement parks	8	18 974	6 757	860	851
7997	Membership sports and recreation clubs	49	59 983	17 298	4 158	1 243
7999, 84	Amusement and recreation services, including museums, n.e.c.	163	73 209	18 327	2 341	1 165
7999 pt.	Concession operators of amusement devices and rides	8	(D)	(D)	(D)	BB
7999 pt.	Carnivals, circuses, and fairs	1	(D)	(D)	(D)	CC
7999 pt.	Carnivals and circuses	—	—	—	—	—
7999 pt., 84	Fairs	1	(D)	(D)	(D)	CC
84	Other recreation and amusements, including museums	154	70 105	17 659	2 290	1 020
841	Museums, art galleries, and botanical and zoological gardens	5	(D)	(D)	(D)	AA
842	Museums and art galleries	4	(D)	(D)	(D)	AA
842	Arboreta and botanical or zoological gardens	1	(D)	(D)	(D)	AA
7999 pt.	Roller skating rinks	12	2 617	714	201	200
7999 pt.	Ice skating rinks	1	(D)	(D)	(D)	AA
7999 pt.	Other amusement and recreation services, n.e.c.	136	66 493	16 743	2 067	814

Table 7a. Summary Statistics for Firms Subject to Federal Income Tax for Metropolitan Areas: 1992—Con.

[Includes only establishments with payroll. For meaning of abbreviations and symbols, see introductory text. For explanation of terms and comparability of 1987 and 1992 censuses, see appendix A. For definitions of CMSA's, MSA's, and PMSA's, see appendix D]

SIC code	Geographic area and kind of business or operation	Establishments (number)	Receipts (\$1,000)	Annual payroll (\$1,000)	First-quarter payroll (\$1,000)	Paid employees for pay period including March 12 (number)
DENVER—BOULDER—GREELEY, CO CMSA—Con.						
Denver, CO PMSA—Con.						
80	Health services	3 648	2 189 064	968 726	206 716	30 194
801	Offices and clinics of doctors of medicine	1 486	1 068 834	532 070	108 116	9 383
8011 pt.	Offices of doctors of medicine	1 444	1 018 532	510 245	103 549	8 837
8011 pt.	General medical clinics	42	50 302	21 825	4 567	546
802	Offices and clinics of dentists	991	306 667	119 729	26 261	4 676
8021 pt.	Offices of dentists	984	(D)	(D)	(D)	HH
8021 pt.	Dental clinics	7	(D)	(D)	(D)	BB
803	Offices and clinics of doctors of osteopathy	92	33 203	14 026	3 055	430
8031 pt.	Offices of osteopathic physicians	87	(D)	(D)	(D)	EE
8031 pt.	Osteopathic clinics	5	(D)	(D)	(D)	AA
804	Offices and clinics of other health practitioners	660	146 758	53 573	12 380	2 367
8041	Offices and clinics of chiropractors	260	49 056	13 893	3 413	713
8042	Offices and clinics of optometrists	115	34 370	12 139	2 788	550
8043	Offices and clinics of podiatrists	50	9 962	3 080	681	147
8049	Offices and clinics of health practitioners, n.e.c.	235	53 370	24 461	5 498	957
805	Nursing and personal care facilities	82	206 834	92 234	20 926	6 151
8051	Skilled nursing care facilities	54	187 937	82 498	19 462	5 690
8052	Intermediate care facilities	13	(D)	(D)	(D)	EE
8059	Nursing and personal care facilities, n.e.c.	15	(D)	(D)	(D)	CC
806	Hospitals	8	163 713	55 993	13 611	2 165
8062	General medical and surgical hospitals	2	(D)	(D)	(D)	GG
8063, 9	Specialty hospitals	6	(D)	(D)	(D)	FF
8063	Psychiatric hospitals	4	(D)	(D)	(D)	EE
8069	Specialty hospitals, except psychiatric	2	(D)	(D)	(D)	FF
807, 8, 9	Other health services	329	263 055	101 101	22 367	5 022
807	Medical and dental laboratories	141	102 718	34 178	8 253	1 402
8071	Medical laboratories	63	83 826	26 524	6 305	1 020
8072	Dental laboratories	78	18 892	7 654	1 948	382
808	Home health care services	65	61 056	26 895	5 693	1 989
809	Miscellaneous health and allied services, n.e.c.	123	99 281	40 028	8 421	1 631
8092	Kidney dialysis centers	6	14 807	6 681	993	183
8093	Specialty outpatient facilities, n.e.c.	82	67 882	26 391	6 028	1 216
8099	Health and allied services, n.e.c.	35	16 592	6 956	1 400	232
81	Legal services	1 539	1 002 051	462 220	97 300	10 030
823, 4, 9	Selected educational services	228	119 309	45 155	10 460	2 201
823	Libraries	4	(D)	(D)	(D)	AA
824	Vocational schools	77	70 082	28 398	6 681	1 213
8243	Data processing schools	33	11 257	3 249	668	104
8244	Business and secretarial schools	15	16 402	7 729	1 772	375
8249	Vocational schools, n.e.c.	29	42 423	17 420	4 241	734
829	Schools and educational services, n.e.c.	147	(D)	(D)	(D)	FF
83	Social services	474	132 189	57 332	13 258	4 912
835	Child day care services	278	65 014	28 854	6 599	3 206
832, 3, 6, 9	Other social services	196	67 175	28 478	6 659	1 706
832	Individual and family social services	86	15 764	7 022	1 558	404
833	Job training and vocational rehabilitation services	38	16 892	8 536	1 981	359
836	Residential care	57	29 359	10 310	2 492	818
839	Social services, n.e.c.	15	5 160	2 610	628	125
87 ex. 8733	Engineering, accounting, research, management, and related services (except noncommercial research organizations)	3 150	2 539 869	1 061 078	247 410	29 201
871	Engineering, architectural, and surveying services	928	1 288 841	545 290	127 877	12 471
8711	Engineering services	638	1 092 772	475 027	112 497	10 421
8712	Architectural services	231	176 904	61 747	13 651	1 705
8713	Surveying services	59	19 165	8 516	1 729	345
872	Accounting, auditing, and bookkeeping services	959	406 688	186 092	43 245	6 095
873 ex. 8733	Research, development, and testing services (except noncommercial research organizations)	194	203 257	81 338	19 290	3 078
8731	Commercial physical and biological research	56	51 633	24 462	5 374	652
8731 pt.	Commercial physical research	36	39 776	18 423	4 098	482
8731 pt.	Commercial medical and biological research	20	11 857	6 039	1 276	170
8732	Commercial economic, sociological, and educational research	78	85 426	28 632	7 295	1 354
8734	Testing laboratories	60	66 198	28 244	6 621	1 072
874	Management and public relations services	1 069	641 083	248 358	56 998	7 557
8741	Management services	254	254 256	105 830	24 381	3 300
8742	Management consulting services	533	246 240	98 387	21 759	2 519
8743	Public relations services	70	(D)	(D)	(D)	EE
8744	Facilities support management services	2	(D)	(D)	(D)	FF
8748	Business consulting services, n.e.c.	210	49 534	16 768	3 664	565
89	Services, n.e.c.	257	142 154	56 793	12 744	1 469
8999 pt.	Scientific and related consulting services, except environmental	91	34 371	15 728	3 249	305
8999 pt.	Other services	166	107 783	41 065	9 495	1 164
8999 pt.	Environmental consulting	94	96 776	37 777	8 539	1 003
8999 pt.	Authors, composers, and other arts-related services	22	4 923	1 402	541	46
8999 pt.	Other services, n.e.c.	50	6 084	1 886	415	115

Table 7a. Summary Statistics for Firms Subject to Federal Income Tax for Metropolitan Areas: 1992—Con.

[Includes only establishments with payroll. For meaning of abbreviations and symbols, see introductory text. For explanation of terms and comparability of 1987 and 1992 censuses, see appendix A. For definitions of CMSA's, MSA's, and PMSA's, see appendix D]

SIC code	Geographic area and kind of business or operation	Establishments (number)	Receipts (\$1,000)	Annual payroll (\$1,000)	First-quarter payroll (\$1,000)	Paid employees for pay period including March 12 (number)
DENVER—BOULDER—GREELEY, CO CMSA—Con.						
Greeley, CO PMSA						
	Total	779	270 753	91 337	20 277	5 587
70 ex. 704	Hotels, rooming houses, camps, and other lodging places (except membership lodging)	13	7 162	1 875	404	237
7011	Hotels and motels	10	6 942	1 794	391	230
7011 pt.	Hotels	3	4 974	1 426	315	167
7011 pt.	Motels, motor hotels, and tourist courts	7	1 968	368	76	63
702, 3	Other lodging places	3	220	81	13	7
72	Personal services	91	15 572	5 042	1 287	511
721	Laundry, cleaning, and garment services	26	5 777	1 861	471	176
7211	Power laundries, family and commercial*	1	(D)	(D)	(D)	AA
7213	Linen supply*	1	(D)	(D)	(D)	AA
7215	Coin-operated laundries and drycleaning	8	495	119	25	21
7216	Drycleaning plants, except rug cleaning*	5	1 187	372	90	45
7217	Carpet and upholstery cleaning	5	1 326	254	58	17
7218	Industrial laundries*	2	(D)	(D)	(D)	BB
7212, 9	Other laundry, cleaning, and garment services*	4	(D)	(D)	(D)	BB
722	Photographic studios, portrait	7	1 708	435	73	44
723, 4	Beauty and barber shops	36	3 838	1 467	402	163
723	Beauty shops	36	3 838	1 467	402	163
724	Barber shops	—	—	—	—	—
725	Shoe repair shops and shoeshine parlors	1	(D)	(D)	(D)	AA
726	Funeral service and crematories	5	2 082	663	148	26
729	Miscellaneous personal services	16	(D)	(D)	(D)	CC
73	Business services	113	58 450	19 709	4 305	1 386
731	Advertising	5	1 437	419	117	25
732	Consumer credit reporting agencies, mercantile reporting agencies, and adjustment and collection agencies	6	2 642	839	154	29
733	Mailing, reproduction, commercial art and photography, and stenographic services	2	(D)	(D)	(D)	AA
734	Services to dwellings and other buildings	28	1 713	614	133	111
735	Miscellaneous equipment rental and leasing	19	7 354	1 433	344	72
736	Personnel supply services	16	11 947	8 221	1 581	722
737	Computer programming, data processing, and other computer related services	9	24 956	4 754	964	182
7371, 2, 3	Computer programming, prepackaged software, and integrated systems	7	(D)	(D)	(D)	CC
7374, 5, 6	Data processing services	—	—	—	—	—
7377, 8, 9	Computer rental and leasing, maintenance, and related services, n.e.c.	2	(D)	(D)	(D)	AA
738	Miscellaneous business services	28	(D)	(D)	(D)	CC
75	Automotive repair, services, and parking	99	25 304	6 050	1 445	420
751	Automotive rental and leasing, without drivers	8	1 789	541	154	45
752	Automobile parking	—	—	—	—	—
753	Automotive repair shops	74	19 585	4 391	1 018	266
7532	Top, body, and upholstery repair shops and paint shops	15	4 153	1 216	281	71
7538	General automotive repair shops	42	9 269	1 926	434	122
7533, 4, 6, 7, 9	Other automotive repair shops	17	6 163	1 249	303	73
754	Automotive services, except repair	17	3 930	1 118	273	109
76	Miscellaneous repair services	43	12 764	3 833	714	189
762	Electrical repair shops	14	3 112	860	201	53
7622	Radio and television repair shops	4	562	218	58	13
7623, 9	Other electrical and electronic repair shops	10	2 550	642	143	40
763	Watch, clock, and jewelry repair	—	—	—	—	—
764	Reupholstery and furniture repair	4	419	69	17	7
769	Miscellaneous repair and related services	25	9 233	2 904	496	129
78, 79, 84	Amusement and recreation services, including motion pictures and museums	54	17 917	3 662	882	507
781, 2	Motion picture production, distribution, and services	3	(D)	(D)	(D)	AA
783	Motion picture theaters	6	(D)	(D)	(D)	BB
784	Video tape rental	12	3 470	630	164	92
792	Theatrical producers (except motion picture), bands, orchestras, and entertainers	1	(D)	(D)	(D)	AA
793	Bowling centers	3	749	199	72	39
79 ex. 792, 3, 84	Commercial sports and other amusement and recreation services, including museums	29	10 400	2 360	532	308
80	Health services	178	95 871	36 401	7 962	1 521
801	Offices and clinics of doctors of medicine	62	50 421	20 267	4 224	509
802	Offices and clinics of dentists	53	14 209	4 736	1 052	229
803	Offices and clinics of doctors of osteopathy	5	1 231	201	49	23
804	Offices and clinics of other health practitioners	39	6 739	2 136	481	111
805	Nursing and personal care facilities	7	18 711	7 628	1 818	575
806	Hospitals	—	—	—	—	—
807, 8, 9	Other health services	12	4 560	1 433	338	74
81	Legal services	58	8 980	2 823	598	135

CO—80 COLORADO

SERVICE INDUSTRIES—GEOGRAPHIC AREA SERIES

Table 7a. Summary Statistics for Firms Subject to Federal Income Tax for Metropolitan Areas: 1992—Con.

[Includes only establishments with payroll. For meaning of abbreviations and symbols, see introductory text. For explanation of terms and comparability of 1987 and 1992 censuses, see appendix A. For definitions of CMSA's, MSA's, and PMSA's, see appendix D]

SIC code	Geographic area and kind of business or operation	Establishments (number)	Receipts (\$1,000)	Annual payroll (\$1,000)	First-quarter payroll (\$1,000)	Paid employees for pay period including March 12 (number)
DENVER—BOULDER—GREELEY, CO CMSA—Con.						
Greeley, CO PMSA—Con.						
823, 4, 9	Selected educational services	4	2 234	1 000	185	37
83	Social services	23	5 977	2 440	510	280
835	Child day care services	11	2 933	1 338	275	176
832, 3, 6, 9	Other social services	12	3 044	1 102	235	104
87 ex. 8733	Engineering, accounting, research, management, and related services (except noncommercial research organizations)	98	20 014	8 438	1 967	358
871	Engineering, architectural, and surveying services	28	6 395	3 019	676	113
872	Accounting, auditing, and bookkeeping services	49	7 855	3 473	841	170
873 ex. 87333	Research, development, and testing services (except noncommercial research organizations)	3	(D)	(D)	(D)	BB
874	Management and public relations services	18	(D)	(D)	(D)	BB
89	Services, n.e.c.	5	508	64	18	6
FORT COLLINS—LOVELAND, CO MSA						
Total		1 826	653 937	251 533	51 643	13 128
70 ex. 704	Hotels, rooming houses, camps, and other lodging places (except membership lodging)	101	41 295	9 561	1 814	998
7011	Hotels and motels	81	35 382	8 395	1 707	780
7011 pt.	Hotels	22	17 665	5 310	1 113	415
7011 pt.	Motels, motor hotels, and tourist courts	59	17 717	3 085	594	365
702, 3	Other lodging places	20	5 913	1 166	107	218
72	Personal services	171	26 103	8 244	1 921	819
721	Laundry, cleaning, and garment services	51	8 709	2 686	584	258
7211	Power laundries, family and commercial*	3	(D)	(D)	(D)	BB
7213	Linen supply*	2	(D)	(D)	(D)	AA
7215	Coin-operated laundries and drycleaning	10	916	210	53	36
7216	Drycleaning plants, except rug cleaning*	17	2 712	788	166	96
7217	Carpet and upholstery cleaning	13	1 280	361	80	37
7218	Industrial launderers*	2	(D)	(D)	(D)	AA
7212, 9	Other laundry, cleaning, and garment services*	4	(D)	(D)	(D)	AA
722	Photographic studios, portrait	8	1 554	380	75	26
723, 4	Beauty and barber shops	74	8 432	3 259	752	340
723	Beauty shops	73	(D)	(D)	(D)	EE
724	Barber shops	1	(D)	(D)	(D)	AA
725	Shoe repair shops and shoeshine parlors	3	250	54	12	4
726	Funeral service and crematories	9	2 972	624	154	44
729	Miscellaneous personal services	26	4 186	1 241	344	147
73	Business services	292	116 207	49 210	10 446	3 282
731	Advertising	14	4 128	1 084	224	55
732	Consumer credit reporting agencies, mercantile reporting agencies, and adjustment and collection agencies	6	5 243	2 051	363	71
733	Mailing, reproduction, commercial art and photography, and stenographic services	40	15 847	4 058	878	262
734	Services to dwellings and other buildings	67	13 193	7 043	1 536	678
735	Miscellaneous equipment rental and leasing	26	14 757	3 482	622	165
736	Personnel supply services	30	18 703	12 907	2 469	1 087
737	Computer programming, data processing, and other computer related services	54	26 823	11 190	2 621	325
7371, 2, 3	Computer programming, prepackaged software, and integrated systems	36	19 845	8 494	2 036	233
7374, 5, 6	Data processing services	6	(D)	(D)	(D)	BB
7377, 8, 9	Computer rental and leasing, maintenance, and related services, n.e.c.	12	(D)	(D)	(D)	BB
738	Miscellaneous business services	55	17 513	7 395	1 733	639
75	Automotive repair, services, and parking	150	52 037	11 612	2 683	649
751	Automotive rental and leasing, without drivers	11	8 416	801	243	75
752	Automobile parking	—	—	—	—	—
753	Automotive repair shops	117	36 922	9 210	2 004	432
7532	Top, body, and upholstery repair shops and paint shops	22	11 695	2 929	640	133
7538	General automotive repair shops	64	16 319	3 976	866	197
7533, 4, 6, 7, 9	Other automotive repair shops	31	8 908	2 305	498	102
754	Automotive services, except repair	22	6 699	1 601	436	142
76	Miscellaneous repair services	59	12 019	3 221	771	241
762	Electrical repair shops	20	4 596	1 291	341	98
7622	Radio and television repair shops	6	1 038	272	60	19
7623, 9	Other electrical and electronic repair shops	14	3 558	1 019	281	79
763	Watch, clock, and jewelry repair	1	(D)	(D)	(D)	AA
764	Reupholstery and furniture repair	6	951	273	61	22
769	Miscellaneous repair and related services	32	(D)	(D)	(D)	CC

Table 7a. Summary Statistics for Firms Subject to Federal Income Tax for Metropolitan Areas: 1992 — Con.

[Includes only establishments with payroll. For meaning of abbreviations and symbols, see introductory text. For explanation of terms and comparability of 1987 and 1992 censuses, see appendix A. For definitions of CMSA's, MSA's, and PMSA's, see appendix D]

SIC code	Geographic area and kind of business or operation	Establishments (number)	Receipts (\$1,000)	Annual payroll (\$1,000)	First-quarter payroll (\$1,000)	Paid employees for pay period including March 12 (number)
FORT COLLINS-LOVELAND, CO MSA — Con.						
78, 79, 84	Amusement and recreation services, including motion pictures and museums	122	43 464	10 627	2 295	1 230
781, 2	Motion picture production, distribution, and services	6	(D)	(D)	(D)	AA
783	Motion picture theaters	11	5 252	668	152	116
784	Video tape rental	22	6 194	1 429	346	131
792	Theatrical producers (except motion picture), bands, orchestras, and entertainers	2	(D)	(D)	(D)	AA
793	Bowling centers	6	2 486	560	126	55
79 ex. 792, 3; 84	Commercial sports and other amusement and recreation services, including museums	75	27 208	7 289	1 534	903
80	Health services	444	207 280	95 669	17 695	3 231
801	Offices and clinics of doctors of medicine	165	111 754	58 907	11 361	1 346
802	Offices and clinics of dentists	121	28 348	9 368	2 083	490
803	Offices and clinics of doctors of osteopathy	3	369	96	15	5
804	Offices and clinics of other health practitioners	111	19 602	6 094	1 355	337
805	Nursing and personal care facilities	13	(D)	(D)	(D)	FF
806	Hospitals	—	—	—	—	—
807, 8, 9	Other health services	31	(D)	(D)	(D)	CC
81	Legal services	84	23 923	11 005	2 615	356
823, 4, 9	Selected educational services	24	2 737	893	180	86
83	Social services	70	16 500	6 380	1 421	566
835	Child day care services	37	5 830	2 475	529	301
832, 3, 6, 9	Other social services	33	10 670	3 905	892	265
87 ex. 8733	Engineering, accounting, research, management, and related services (except noncommercial research organizations)	281	104 006	41 792	9 213	1 556
871	Engineering, architectural, and surveying services	93	59 928	25 633	5 517	782
872	Accounting, auditing, and bookkeeping services	91	14 029	5 550	1 378	319
873 ex. 8733	Research, development, and testing services (except noncommercial research organizations)	23	11 252	5 388	1 242	215
874	Management and public relations services	74	18 797	5 221	1 076	240
89	Services, n.e.c.	28	8 366	3 319	589	114
PUEBLO, CO MSA						
	Total	823	331 720	119 309	28 133	7 558
70 ex. 704	Hotels, rooming houses, camps, and other lodging places (except membership lodging)	22	11 474	2 786	590	334
7011	Hotels and motels	18	11 128	2 752	584	333
7011 pt.	Hotels	4	6 297	1 652	353	174
7011 pt.	Motels, motor hotels, and tourist courts	14	4 831	1 100	231	159
702, 3	Other lodging places	4	346	34	6	1
72	Personal services	86	17 655	4 558	1 018	421
721	Laundry, cleaning, and garment services	19	2 944	836	200	82
7211	Power laundries, family and commercial*	—	—	—	—	—
7213	Linen supply*	—	—	—	—	—
7215	Coin-operated laundries and drycleaning	8	(D)	(D)	(D)	BB
7216	Drycleaning plants, except rug cleaning*	8	1 531	521	125	52
7217	Carpet and upholstery cleaning	2	(D)	(D)	(D)	AA
7218	Industrial launderers*	—	—	—	—	—
7212, 9	Other laundry, cleaning, and garment services*	1	(D)	(D)	(D)	AA
722	Photographic studios, portrait	7	886	167	42	24
723, 4	Beauty and barber shops	38	3 370	1 456	349	155
723	Beauty shops	37	(D)	(D)	(D)	CC
724	Barber shops	1	(D)	(D)	(D)	AA
725	Shoe repair shops and shoeshine parlors	—	—	—	—	—
726	Funeral service and crematories	6	7 772	1 416	315	93
729	Miscellaneous personal services	16	2 683	683	112	67
73	Business services	94	57 055	20 985	5 324	2 191
731	Advertising	5	(D)	(D)	(D)	AA
732	Consumer credit reporting agencies, mercantile reporting agencies, and adjustment and collection agencies	5	1 719	671	152	46
733	Mailing, reproduction, commercial art and photography, and stenographic services	11	(D)	(D)	(D)	AA
734	Services to dwellings and other buildings	23	2 887	1 133	223	164
735	Miscellaneous equipment rental and leasing	12	6 573	1 879	420	116
736	Personnel supply services	9	10 463	7 196	1 812	834
737	Computer programming, data processing, and other computer related services	7	1 087	241	47	13
7371, 2, 3	Computer programming, prepackaged software, and integrated systems	3	(D)	(D)	(D)	AA
7374, 5, 6	Data processing services	2	(D)	(D)	(D)	AA
7377, 8, 9	Computer rental and leasing, maintenance, and related services, n.e.c.	2	(D)	(D)	(D)	AA
738	Miscellaneous business services	22	(D)	(D)	(D)	FF

CO-82 COLORADO

SERVICE INDUSTRIES—GEOGRAPHIC AREA SERIES

Table 7a. Summary Statistics for Firms Subject to Federal Income Tax for Metropolitan Areas: 1992—Con.

[Includes only establishments with payroll. For meaning of abbreviations and symbols, see introductory text. For explanation of terms and comparability of 1987 and 1992 censuses, see appendix A. For definitions of CMSA's, MSA's, and PMSA's, see appendix D]

SIC code	Geographic area and kind of business or operation	Establishments (number)	Receipts (\$1,000)	Annual payroll (\$1,000)	First-quarter payroll (\$1,000)	Paid employees for pay period including March 12 (number)
	PUEBLO, CO MSA—Con.					
75	Automotive repair, services, and parking	92	18 147	4 136	970	307
751	Automotive rental and leasing, without drivers	3	(D)	(D)	(D)	AA
752	Automobile parking	—	—	—	—	—
753	Automotive repair shops	69	14 561	3 295	758	221
7532	Top, body, and upholstery repair shops and paint shops	18	4 190	1 101	260	66
7538	General automotive repair shops	39	6 490	1 380	306	100
7533, 4, 6, 7, 9	Other automotive repair shops	12	3 881	814	192	55
754	Automotive services, except repair	20	(D)	(D)	(D)	BB
76	Miscellaneous repair services	41	16 747	4 175	995	207
762	Electrical repair shops	12	1 674	505	137	41
7622	Radio and television repair shops	2	(D)	(D)	(D)	AA
7623, 9	Other electrical and electronic repair shops	10	(D)	(D)	(D)	BB
763	Watch, clock, and jewelry repair	1	(D)	(D)	(D)	AA
764	Reupholstery and furniture repair	2	(D)	(D)	(D)	AA
769	Miscellaneous repair and related services	26	(D)	(D)	(D)	CC
78, 79, 84	Amusement and recreation services, including motion pictures and museums	60	27 755	4 906	1 314	647
781, 2	Motion picture production, distribution, and services	2	(D)	(D)	(D)	AA
783	Motion picture theaters	4	(D)	(D)	(D)	BB
784	Video tape rental	16	3 037	549	127	73
792	Theatrical producers (except motion picture), bands, orchestras, and entertainers	—	—	—	—	—
793	Bowling centers	4	(D)	(D)	(D)	BB
79 ex. 792, 3; 84	Commercial sports and other amusement and recreation services, including museums	34	20 315	3 503	946	428
80	Health services	271	145 036	63 279	14 549	2 691
801	Offices and clinics of doctors of medicine	111	81 951	39 849	9 153	906
802	Offices and clinics of dentists	72	17 410	6 077	1 413	378
803	Offices and clinics of doctors of osteopathy	4	936	298	70	19
804	Offices and clinics of other health practitioners	47	11 321	3 665	770	198
805	Nursing and personal care facilities	10	24 815	9 751	2 280	828
806	Hospitals	—	—	—	—	—
807, 8, 9	Other health services	27	8 603	3 639	863	362
81	Legal services	62	14 296	5 076	1 111	205
823, 4, 9	Selected educational services	7	(D)	(D)	(D)	BB
83	Social services	21	5 058	1 938	502	190
835	Child day care services	3	(D)	(D)	(D)	BB
832, 3, 6, 9	Other social services	18	(D)	(D)	(D)	CC
87 ex. 8733	Engineering, accounting, research, management, and related services (except noncommercial research organizations)	65	13 754	6 035	1 343	283
871	Engineering, architectural, and surveying services	17	3 176	1 523	314	68
872	Accounting, auditing, and bookkeeping services	34	6 503	2 591	647	158
873 ex. 8733	Research, development, and testing services (except noncommercial research organizations)	1	(D)	(D)	(D)	AA
874	Management and public relations services	13	(D)	(D)	(D)	BB
89	Services, n.e.c.	2	(D)	(D)	(D)	AA

Table 7b. Summary Statistics for Firms Exempt From Federal Income Tax for Metropolitan Areas: 1992

[Includes only establishments with payroll. For meaning of abbreviations and symbols, see introductory text. For explanation of terms and comparability of 1987 and 1992 censuses, see appendix A. For definitions of CMSA's, MSA's, and PMSA's, see appendix D]

SIC code	Geographic area and kind of business or operation	Establishments (number)	Revenue (\$1,000)	Annual payroll (\$1,000)	First-quarter payroll (\$1,000)	Paid employees for pay period including March 12 (number)
COLORADO SPRINGS, CO MSA						
	Total	317	889 783	311 467	74 630	13 299
7032, 704	Camps and membership lodging	2	(D)	(D)	(D)	AA
792, 7991 pt., 7997, 7999 pt., 84	Selected amusement, recreation, and related services	27	14 211	4 986	1 201	387
8011 pt.; 8021 pt.; 805, 6, 8, 9	Selected health services	33	477 608	228 270	55 050	8 485
8111 pt.	Legal aid societies and similar legal services	1	(D)	(D)	(D)	AA
823, 4, 9	Selected educational services	4	(D)	(D)	(D)	BB
83	Social services	125	110 425	31 722	7 657	2 379
835	Child day care services	13	1 830	1 044	252	132
832, 3, 6, 9	Other social services	112	108 595	30 678	7 405	2 247
861, 2, 4, 9	Selected membership organizations	117	272 234	38 748	8 894	1 878
873, 4 ex. 8744	Research, testing, and consulting services, except facilities support management services	8	(D)	(D)	(D)	CC
DENVER-BOULDER-GREELEY, CO CMSA						
	Total	1 871	4 238 937	1 578 384	377 666	64 477
7032, 704	Camps and membership lodging	29	(D)	(D)	(D)	CC
7032	Sporting and recreational camps	7	(D)	(D)	(D)	BB
704	Organization hotels and lodging houses, on membership basis	22	(D)	(D)	(D)	BB
792, 7991 pt., 7997, 7999 pt., 84	Selected amusement, recreation, and related services	116	125 697	41 089	8 919	2 227
792	Theatrical producers (except motion picture), bands, orchestras, and entertainers	34	(D)	(D)	(D)	FF
7922	Theatrical producers (except motion picture) and miscellaneous theatrical services	11	(D)	(D)	(D)	EE
7922 pt.	Producers of live theatrical productions	4	761	219	47	29
7922 pt.	Producers of radio and television shows, except tape	-	-	-	-	-
7922 pt.	Artists' and entertainers' managers or agents, concert bureaus, booking agents	2	(D)	(D)	(D)	AA
7922 pt.	Other theatrical services	5	(D)	(D)	(D)	EE
7929	Bands, orchestras, actors, and other entertainers and entertainment groups	23	(D)	(D)	(D)	EE
7929 pt.	Dance groups and artists	5	(D)	(D)	(D)	BB
7929 pt.	Symphony orchestras, opera companies, and chamber music organizations	11	(D)	(D)	(D)	CC
7929 pt.	Other music groups and artists	6	(D)	(D)	(D)	BB
7929 pt.	Other entertainers and entertainment groups	1	(D)	(D)	(D)	AA
7991 pt., 7997	Gymnasiums, athletic clubs, and membership sports and recreation clubs	59	57 264	21 266	4 047	1 193
7991 pt.	Gymnasiums and athletic clubs	-	-	-	-	-
7997	Membership sports and recreation clubs	59	57 264	21 266	4 047	1 193
7999 pt.	Fairs	2	(D)	(D)	(D)	AA
84	Museums, art galleries, and botanical and zoological gardens	21	(D)	(D)	(D)	CC
841	Museums and art galleries	17	(D)	(D)	(D)	CC
842	Arboreta and botanical or zoological gardens	4	(D)	(D)	(D)	CC
8011 pt.; 8021 pt.; 805, 6, 8, 9	Selected health services	205	2 901 899	1 164 588	280 806	42 710
8011 pt., 8021 pt.	Clinics of doctors of medicine and dentists	38	(D)	(D)	(D)	GG
8011 pt.	General medical clinics	35	(D)	(D)	(D)	GG
8021 pt.	Dental clinics	3	(D)	(D)	(D)	BB
805	Nursing and personal care facilities	20	(D)	(D)	(D)	GG
8051	Skilled nursing care facilities	13	(D)	(D)	(D)	GG
8052	Intermediate care facilities	6	13 844	5 797	1 327	354
8059	Nursing and personal care facilities, n.e.c.	1	(D)	(D)	(D)	BB
806	Hospitals	32	2 392 081	1 016 688	246 831	35 323
8062	General medical and surgical hospitals	22	(D)	(D)	(D)	KK
8062 pt.	General medical and surgical hospitals, nongovernment	18	1 464 604	582 443	142 120	21 957
8062 pt.	General medical and surgical hospitals, government	4	(D)	(D)	(D)	II
8063, 9	Specialty hospitals	10	(D)	(D)	(D)	II
8063	Psychiatric hospitals	3	(D)	(D)	(D)	GG
8063 pt.	Psychiatric hospitals, nongovernment	2	(D)	(D)	(D)	FF
8063 pt.	Psychiatric hospitals, government	1	(D)	(D)	(D)	FF
8069 pt.	Specialty hospitals, except psychiatric	7	(D)	(D)	(D)	HH
8069 pt.	Specialty hospitals, except psychiatric; nongovernment	7	(D)	(D)	(D)	HH
8069 pt.	Specialty hospitals, except psychiatric; government	-	-	-	-	-
808, 9	Other health services	115	119 421	55 491	12 830	3 077
808	Home health care services	25	(D)	(D)	(D)	GG
809	Miscellaneous health and allied services, n.e.c.	90	(D)	(D)	(D)	GG
8092	Kidney dialysis centers	1	(D)	(D)	(D)	AA
8093	Specialty outpatient facilities, n.e.c.	71	55 478	24 774	5 860	1 397
8099	Health and allied services, n.e.c.	18	(D)	(D)	(D)	EE
8111 pt.	Legal aid societies and similar legal services	19	(D)	(D)	(D)	CC

CO-84 COLORADO

SERVICE INDUSTRIES—GEOGRAPHIC AREA SERIES

Table 7b. Summary Statistics for Firms Exempt From Federal Income Tax for Metropolitan Areas: 1992—Con.

[Includes only establishments with payroll. For meaning of abbreviations and symbols, see introductory text. For explanation of terms and comparability of 1987 and 1992 censuses, see appendix A. For definitions of CMSA's, MSA's, and PMSA's, see appendix D]

SIC code	Geographic area and kind of business or operation	Establishments (number)	Revenue (\$1,000)	Annual payroll (\$1,000)	First-quarter payroll (\$1,000)	Paid employees for pay period including March 12 (number)
DENVER—BOULDER—GREELEY, CO CMSA—Con.						
823, 4, 9	Selected educational services -----	74	(D)	(D)	(D)	FF
823	Libraries -----	1	(D)	(D)	(D)	AA
824	Vocational schools -----	20	(D)	(D)	(D)	CC
8243	Data processing schools -----	1	(D)	(D)	(D)	BB
8244	Business and secretarial schools -----	2	(D)	(D)	(D)	AA
8249	Vocational schools, n.e.c. -----	17	(D)	(D)	(D)	BB
829	Schools and educational services, n.e.c. -----	53	20 133	6 704	1 440	475
83	Social services -----	595	372 146	137 200	34 100	9 867
835	Child day care services -----	86	26 066	13 890	3 528	1 379
832, 3, 6, 9	Other social services -----	509	346 080	123 310	30 572	8 488
832	Individual and family social services -----	217	108 188	41 991	10 587	3 096
833	Job training and vocational rehabilitation services -----	49	55 513	21 258	5 300	1 813
836	Residential care -----	121	79 999	38 041	9 235	2 352
839	Social services, n.e.c. -----	122	102 380	22 020	5 450	1 227
861, 2, 4, 9	Selected membership organizations -----	755	473 327	121 957	28 974	6 473
861	Business associations -----	174	181 015	36 678	8 950	1 180
864	Civic, social, and fraternal associations -----	361	105 650	29 116	7 127	3 019
862, 9	Other membership organizations -----	220	186 662	56 163	12 897	2 274
862	Professional membership organizations -----	96	102 933	30 023	6 829	1 042
869	Membership organizations, n.e.c. -----	124	83 729	26 140	6 068	1 232
873, 4 ex. 8744	Research, testing, and consulting services, except facilities support management services -----	78	(D)	(D)	(D)	GG
873	Research, development, and testing services -----	58	(D)	(D)	(D)	GG
8731	Commercial physical and biological research -----	4	(D)	(D)	(D)	GG
8732	Commercial economic, sociological, and educational research -----	10	(D)	(D)	(D)	BB
8733	Noncommercial research organizations -----	42	(D)	(D)	(D)	EE
8734	Testing laboratories -----	2	(D)	(D)	(D)	AA
874 ex. 8744	Management and public relations services, except facilities support management services -----	20	(D)	(D)	(D)	CC
8741	Management services -----	5	(D)	(D)	(D)	AA
8742	Management consulting services -----	5	(D)	(D)	(D)	CC
8743	Public relations services -----	2	(D)	(D)	(D)	AA
8748	Business consulting services, n.e.c. -----	8	(D)	(D)	(D)	BB
Boulder—Longmont, CO PMSA						
	Total -----	261	411 742	157 235	36 191	6 894
7032, 704	Camps and membership lodging -----	7	(D)	(D)	(D)	BB
792, 7991 pt., 7997, 7999 pt., 84	Selected amusement, recreation, and related services -----	10	5 900	2 636	480	123
8011 pt.; 8021 pt.; 805, 6, 8, 9	Selected health services -----	29	189 628	77 433	18 359	3 600
8111 pt.	Legal aid societies and similar legal services -----	3	(D)	(D)	(D)	BB
823, 4, 9	Selected educational services -----	18	(D)	(D)	(D)	CC
83	Social services -----	76	33 709	12 182	3 042	975
835	Child day care services -----	15	3 201	1 828	450	181
832, 3, 6, 9	Other social services -----	61	30 508	10 354	2 592	794
861, 2, 4, 9	Selected membership organizations -----	104	36 944	11 269	2 562	766
873, 4 ex. 8744	Research, testing, and consulting services, except facilities support management services -----	14	(D)	(D)	(D)	GG
Denver, CO PMSA						
	Total -----	1 504	3 668 125	1 353 612	325 553	54 133
7032, 704	Camps and membership lodging -----	20	3 090	633	115	63
7032	Sporting and recreational camps -----	6	1 391	375	36	21
704	Organization hotels and lodging houses, on membership basis -----	14	1 699	258	79	42

Table 7b. Summary Statistics for Firms Exempt From Federal Income Tax for Metropolitan Areas: 1992—Con.

[Includes only establishments with payroll. For meaning of abbreviations and symbols, see introductory text. For explanation of terms and comparability of 1987 and 1992 censuses, see appendix A. For definitions of CMSA's, MSA's, and PMSA's, see appendix D]

SIC code	Geographic area and kind of business or operation	Establishments (number)	Revenue (\$1,000)	Annual payroll (\$1,000)	First-quarter payroll (\$1,000)	Paid employees for pay period including March 12 (number)
DENVER-BOULDER-GREELEY, CO CMSA—Con.						
Denver, CO PMSA —Con.						
792, 7991 pt., 7997, 7999 pt., 84	Selected amusement, recreation, and related services -----	100	116 144	37 299	8 230	2 007
792	Theatrical producers (except motion picture), bands, orchestras, and entertainers -----	31	50 579	15 603	3 953	766
7922	Theatrical producers (except motion picture) and miscellaneous theatrical services -----	11	(D)	(D)	(D)	EE
7922 pt.	Producers of live theatrical productions -----	4	761	219	47	29
7922 pt.	Producers of radio and television shows, except tape -----	-	-	-	-	-
7922 pt.	Artists' and entertainers' managers or agents, concert bureaus, booking agents -----	2	(D)	(D)	(D)	AA
7922 pt.	Other theatrical services -----	5	(D)	(D)	(D)	EE
7929	Bands, orchestras, actors, and other entertainers and entertainment groups -----	20	(D)	(D)	(D)	EE
7929 pt.	Dance groups and artists -----	5	(D)	(D)	(D)	BB
7929 pt.	Symphony orchestras, opera companies, and chamber music organizations -----	9	13 146	5 744	1 253	206
7929 pt.	Other music groups and artists -----	5	(D)	(D)	(D)	BB
7929 pt.	Other entertainers and entertainment groups -----	1	(D)	(D)	(D)	AA
7991 pt., 7997	Gymnasiums, athletic clubs, and membership sports and recreation clubs -----	48	49 475	17 916	3 399	1 002
7991 pt.	Gymnasiums and athletic clubs -----	-	-	-	-	-
7997	Membership sports and recreation clubs -----	48	49 475	17 916	3 399	1 002
7999 pt.	Fairs -----	1	(D)	(D)	(D)	AA
84	Museums, art galleries, and botanical and zoological gardens -----	20	(D)	(D)	(D)	CC
841	Museums and art galleries -----	16	(D)	(D)	(D)	CC
842	Arboreta and botanical or zoological gardens -----	4	(D)	(D)	(D)	CC
8011 pt., 8021 pt., 805, 6, 8, 9	Selected health services -----	160	2 580 647	1 029 028	248 773	36 596
8011 pt., 8021 pt.	Clinics of doctors of medicine and dentists -----	27	(D)	(D)	(D)	GG
8011 pt.	General medical clinics -----	25	(D)	(D)	(D)	GG
8021 pt.	Dental clinics -----	2	(D)	(D)	(D)	BB
805	Nursing and personal care facilities -----	17	(D)	(D)	(D)	GG
8051	Skilled nursing care facilities -----	10	(D)	(D)	(D)	GG
8052	Intermediate care facilities -----	6	13 844	5 797	1 327	354
8059	Nursing and personal care facilities, n.e.c. -----	1	(D)	(D)	(D)	BB
806	Hospitals -----	28	2 146 284	913 461	222 097	31 161
8062	General medical and surgical hospitals -----	18	(D)	(D)	(D)	KK
8062 pt.	General medical and surgical hospitals, nongovernment -----	14	1 218 807	479 216	117 386	17 795
8062 pt.	General medical and surgical hospitals, government -----	4	(D)	(D)	(D)	II
8063, 9	Specialty hospitals -----	10	(D)	(D)	(D)	II
8063	Psychiatric hospitals -----	3	(D)	(D)	(D)	GG
8063 pt.	Psychiatric hospitals, nongovernment -----	2	(D)	(D)	(D)	FF
8063 pt.	Psychiatric hospitals, government -----	1	(D)	(D)	(D)	FF
8069	Specialty hospitals, except psychiatric -----	7	(D)	(D)	(D)	HH
8069 pt.	Specialty hospitals, except psychiatric; nongovernment -----	7	(D)	(D)	(D)	HH
8069 pt.	Specialty hospitals, except psychiatric; government -----	-	-	-	-	-
808, 9	Other health services -----	88	91 950	41 096	9 519	2 105
808	Home health care services -----	14	34 977	18 438	4 217	918
809	Miscellaneous health and allied services, n.e.c. -----	74	56 973	22 658	5 302	1 187
8092	Kidney dialysis centers -----	1	(D)	(D)	(D)	AA
8093	Specialty outpatient facilities, n.e.c. -----	57	37 492	15 722	3 779	892
8099	Health and allied services, n.e.c. -----	16	(D)	(D)	(D)	EE
8111 pt.	Legal aid societies and similar legal services -----	15	8 497	3 784	940	127
823, 4, 9	Selected educational services -----	54	25 743	6 756	1 446	436
823	Libraries -----	1	(D)	(D)	(D)	AA
824	Vocational schools -----	16	10 345	1 962	441	90
8243	Data processing schools -----	1	(D)	(D)	(D)	BB
8244	Business and secretarial schools -----	1	(D)	(D)	(D)	AA
8249	Vocational schools, n.e.c. -----	14	(D)	(D)	(D)	BB
829	Schools and educational services, n.e.c. -----	37	(D)	(D)	(D)	EE
83	Social services -----	483	324 835	119 801	29 704	8 244
835	Child day care services -----	66	22 328	11 662	2 989	1 111
832, 3, 6, 9	Other social services -----	417	302 507	108 139	26 715	7 133
832	Individual and family social services -----	179	85 937	33 809	8 474	2 514
833	Job training and vocational rehabilitation services -----	42	52 667	19 515	4 883	1 497
836	Residential care -----	93	71 583	34 338	8 297	1 989
839	Social services, n.e.c. -----	103	92 320	20 477	5 061	1 133
861, 2, 4, 9	Selected membership organizations -----	610	426 799	107 882	25 782	5 532
861	Business associations -----	151	175 094	34 938	8 537	1 119
864	Civic, social, and fraternal associations -----	286	85 886	23 835	5 947	2 471
862, 9	Other membership organizations -----	173	165 819	49 109	11 298	1 942
862	Professional membership organizations -----	83	92 168	26 689	6 075	911
869	Membership organizations, n.e.c. -----	90	73 651	22 420	5 223	1 031

Table 7b. Summary Statistics for Firms Exempt From Federal Income Tax for Metropolitan Areas: 1992—Con.

[Includes only establishments with payroll. For meaning of abbreviations and symbols, see introductory text. For explanation of terms and comparability of 1987 and 1992 censuses, see appendix A. For definitions of CMSA's, MSA's, and PMSA's, see appendix D]

SIC code	Geographic area and kind of business or operation	Establishments (number)	Revenue (\$1,000)	Annual payroll (\$1,000)	First-quarter payroll (\$1,000)	Paid employees for pay period including March 12 (number)
	DENVER—BOULDER—GREELEY, CO CMSA—Con.					
	Denver, CO PMSA—Con.					
873, 4 ex. 8744	Research, testing, and consulting services, except facilities support management services -----	62	182 370	48 429	10 563	1 128
873	Research, development, and testing services -----	43	164 471	42 706	9 432	978
8731	Commercial physical and biological research -----	3	(D)	(D)	(D)	FF
8732	Commercial economic, sociological, and educational research -----	6	(D)	(D)	(D)	BB
8733	Noncommercial research organizations -----	32	(D)	(D)	(D)	CC
8734	Testing laboratories -----	2	(D)	(D)	(D)	AA
874 ex. 8744	Management and public relations services, except facilities support management services -----	19	17 899	5 723	1 131	150
8741	Management services -----	5	(D)	(D)	(D)	AA
8742	Management consulting services -----	4	(D)	(D)	(D)	CC
8743	Public relations services -----	2	(D)	(D)	(D)	AA
8748	Business consulting services, n.e.c. -----	8	(D)	(D)	(D)	BB
	Greeley, CO PMSA					
	Total -----	106	159 070	67 537	15 922	3 450
7032, 704	Camps and membership lodging -----	2	(D)	(D)	(D)	AA
792, 7991 pt., 7997, 7999 pt., 84	Selected amusement, recreation, and related services -----	6	3 653	1 154	209	97
8011 pt.; 8021 pt.; 805, 6, 8, 9	Selected health services -----	16	131 624	58 127	13 674	2 514
8111 pt.	Legal aid societies and similar legal services -----	1	(D)	(D)	(D)	AA
823, 4, 9	Selected educational services -----	2	(D)	(D)	(D)	AA
83	Social services -----	36	13 602	5 217	1 354	648
835	Child day care services -----	5	537	400	89	87
832, 3, 6, 9	Other social services -----	31	13 065	4 817	1 265	561
861, 2, 4, 9	Selected membership organizations -----	41	9 584	2 806	630	175
873, 4 ex. 8744	Research, testing, and consulting services, except facilities support management services -----	2	(D)	(D)	(D)	AA
	FORT COLLINS—LOVELAND, CO MSA					
	Total -----	174	219 554	83 755	19 478	4 214
7032, 704	Camps and membership lodging -----	14	10 379	2 568	519	186
792, 7991 pt., 7997, 7999 pt., 84	Selected amusement, recreation, and related services -----	19	(D)	(D)	(D)	CC
8011 pt.; 8021 pt.; 805, 6, 8, 9	Selected health services -----	15	162 261	67 197	15 658	2 630
8111 pt.	Legal aid societies and similar legal services -----	1	(D)	(D)	(D)	AA
823, 4, 9	Selected educational services -----	2	(D)	(D)	(D)	AA
83	Social services -----	69	25 687	9 125	2 180	965
835	Child day care services -----	26	1 890	1 225	301	152
832, 3, 6, 9	Other social services -----	43	23 797	7 900	1 879	813
861, 2, 4, 9	Selected membership organizations -----	52	16 525	3 732	888	279
873, 4 ex. 8744	Research, testing, and consulting services, except facilities support management services -----	2	(D)	(D)	(D)	AA

SERVICE INDUSTRIES—GEOGRAPHIC AREA SERIES

COLORADO CO-87

Table 7b. Summary Statistics for Firms Exempt From Federal Income Tax for Metropolitan Areas: 1992—Con.

[Includes only establishments with payroll. For meaning of abbreviations and symbols, see introductory text. For explanation of terms and comparability of 1987 and 1992 censuses, see appendix A. For definitions of CMSA's, MSA's, and PMSA's, see appendix D]

SIC code	Geographic area and kind of business or operation	Establishments (number)	Revenue (\$1,000)	Annual payroll (\$1,000)	First-quarter payroll (\$1,000)	Paid employees for pay period including March 12 (number)
	PUEBLO, CO MSA					
	Total	113	246 850	130 546	32 280	6 363
7032, 704	Camps and membership lodging	1	(D)	(D)	(D)	AA
792, 7991 pt., 7997, 7999 pt., 84	Selected amusement, recreation, and related services	9	5 960	2 180	407	159
8011 pt.; 8021 pt.; 805, 6, 8, 9	Selected health services	14	200 739	104 646	26 995	4 439
8111 pt.	Legal aid societies and similar legal services	2	(D)	(D)	(D)	AA
823, 4, 9	Selected educational services	4	552	288	90	23
83	Social services	33	15 809	7 162	1 796	926
835	Child day care services	6	677	409	97	43
832, 3, 6, 9	Other social services	27	15 132	6 753	1 699	883
861, 2, 4, 9	Selected membership organizations	48	22 305	15 510	2 819	782
873, 4 ex. 8744	Research, testing, and consulting services, except facilities support management services	2	(D)	(D)	(D)	BB

Table 8a. Summary Statistics for Firms Subject to Federal Income Tax for the Area Outside Metropolitan Areas: 1992

[Includes only establishments with payroll. For meaning of abbreviations and symbols, see introductory text. For explanation of terms and comparability of 1987 and 1992 censuses, see appendix A. For definitions of CMSA's, MSA's, and PMSA's, see appendix D]

SIC code	Kind of business or operation	Establishments (number)	Receipts (\$1,000)	Annual payroll (\$1,000)	First-quarter payroll (\$1,000)	Paid employees for pay period including March 12 (number)
	Total	5 679	2 456 713	806 372	200 102	54 627
70 ex. 704	Hotels, rooming houses, camps, and other lodging places (except membership lodging)	688	634 487	180 748	52 711	17 903
7011	Hotels and motels	579	610 423	175 635	51 978	17 511
7011 pt.	Hotels	244	501 144	149 557	46 048	14 813
7011 pt.	Hotels, 25 guestrooms or more	163	489 148	147 069	45 451	14 487
7011 pt.	Hotels, less than 25 guestrooms	81	11 996	2 488	597	326
7011 pt.	Motels, motor hotels, and tourist courts	335	109 279	26 078	5 930	2 698
7011 pt.	Motels, tourist courts	302	86 514	20 224	4 196	2 105
7011 pt.	Motor hotels	33	22 765	5 854	1 734	593
702, 3	Other lodging places	109	24 064	5 113	733	392
702	Rooming and boarding houses	7	2 040	618	125	157
703	Camps and recreational vehicle parks	102	22 024	4 495	608	235
72	Personal services	508	78 125	25 219	6 487	2 405
721	Laundry, cleaning, and garment services	161	30 903	10 098	2 395	921
7211	Power laundries, family and commercial*	19	(D)	(D)	(D)	CC
7213	Linen supply*	13	(D)	(D)	(D)	CC
7215	Coin-operated laundries and drycleaning	36	(D)	(D)	(D)	CC
7216	Drycleaning plants, except rug cleaning*	44	7 057	2 466	629	236
7217	Carpet and upholstery cleaning	36	(D)	(D)	(D)	CC
7218	Industrial laundries*	3	(D)	(D)	(D)	BB
7212, 9	Other laundry, cleaning, and garment services*	10	1 191	383	106	30
7212	Garment pressing, and agents for laundries and drycleaners	3	250	93	26	12
7219	Laundry and garment services, n.e.c.*	7	941	290	80	18
722	Photographic studios, portrait	40	11 717	4 036	1 375	396
723, 4	Beauty and barber shops	212	16 611	6 259	1 494	621
723	Beauty shops	207	(D)	(D)	(D)	FF
724	Barber shops	5	(D)	(D)	(D)	AA
725	Shoe repair shops and shoeshine parlors	4	(D)	(D)	(D)	AA
726	Funeral service and crematories	41	11 842	2 278	529	149
729	Miscellaneous personal services	50	(D)	(D)	(D)	EE
7291	Tax return preparation services	28	(D)	(D)	(D)	CC
7299	Miscellaneous personal services, n.e.c.	22	3 537	1 467	284	133

CO-88 COLORADO

SERVICE INDUSTRIES—GEOGRAPHIC AREA SERIES

Table 8a. Summary Statistics for Firms Subject to Federal Income Tax for the Area Outside Metropolitan Areas: 1992 – Con.

[Includes only establishments with payroll. For meaning of abbreviations and symbols, see introductory text. For explanation of terms and comparability of 1987 and 1992 censuses, see appendix A. For definitions of CMSA's, MSA's, and PMSA's, see appendix D]

SIC code	Kind of business or operation	Establishments (number)	Receipts (\$1,000)	Annual payroll (\$1,000)	First-quarter payroll (\$1,000)	Paid employees for pay period including March 12 (number)
73	Business services -----	683	177 569	57 412	11 929	4 129
731	Advertising -----	45	(D)	(D)	(D)	CC
7311	Advertising agencies -----	27	6 636	2 182	410	81
7312	Outdoor advertising services -----	5	1 127	363	91	22
7313	Radio, television, publishers' advertising representatives -----	7	(D)	(D)	(D)	BB
7319	Advertising, n.e.c. -----	6	(D)	(D)	(D)	BB
732	Consumer credit reporting agencies, mercantile reporting agencies, and adjustment and collection agencies -----	26	6 354	2 051	449	153
7322	Adjustment and collection services -----	18	(D)	(D)	(D)	CC
7323	Credit reporting services -----	8	(D)	(D)	(D)	BB
733	Mailing, reproduction, commercial art and photography, and stenographic services -----	75	(D)	(D)	(D)	CC
7331	Direct mail advertising services -----	2	(D)	(D)	(D)	AA
7334	Photocopying and duplicating services -----	12	(D)	(D)	(D)	BB
7335, 6	Commercial photography, art, and graphics -----	33	6 511	1 170	265	68
7335	Commercial photography -----	10	2 141	393	104	28
7336	Commercial art and graphic design -----	23	4 370	777	161	40
7338	Secretarial and court reporting services -----	28	(D)	(D)	(D)	BB
734	Services to dwellings and other buildings -----	156	19 502	7 762	1 880	842
7342	Disinfecting and pest control services -----	10	2 647	1 083	211	44
7349	Building cleaning and maintenance services, n.e.c. -----	146	16 855	6 679	1 669	798
735	Miscellaneous equipment rental and leasing -----	67	37 363	9 401	1 904	387
7352	Medical equipment rental and leasing -----	11	(D)	(D)	(D)	BB
7353	Heavy construction equipment rental and leasing -----	12	(D)	(D)	(D)	BB
7359	Equipment rental and leasing, n.e.c. -----	44	24 350	6 458	1 265	232
736	Personnel supply services -----	35	17 568	11 775	1 807	1 128
7361	Employment agencies -----	8	1 337	493	125	20
7363	Help supply services -----	27	16 231	11 282	1 682	1 108
7363 pt.	Temporary help supply -----	20	(D)	(D)	(D)	FF
7363 pt.	Help supply, except temporary -----	7	(D)	(D)	(D)	CC
737	Computer programming, data processing, and other computer related services -----	84	22 234	8 156	1 973	301
7371, 2, 3	Computer programming, prepackaged software, and integrated systems -----	55	(D)	(D)	(D)	CC
7371	Computer programming services -----	30	(D)	(D)	(D)	BB
7372	Prepackaged software -----	19	8 328	2 871	683	103
7373	Computer integrated systems -----	6	(D)	(D)	(D)	BB
7374, 5, 6	Data processing services -----	13	(D)	(D)	(D)	BB
7374, 5	Computer processing, information retrieval -----	11	(D)	(D)	(D)	BB
7376	Computer facilities management services -----	2	(D)	(D)	(D)	AA
7377, 8, 9	Computer rental and leasing, maintenance, and related services, n.e.c. -----	16	(D)	(D)	(D)	BB
7377	Computer rental and leasing -----	2	(D)	(D)	(D)	AA
7378	Computer maintenance and repair -----	3	353	40	8	3
7379	Computer related services, n.e.c. -----	11	(D)	(D)	(D)	BB
738	Miscellaneous business services -----	195	(D)	(D)	(D)	FF
7381, 2	Detective agencies and protective services -----	31	7 581	3 242	788	219
7381	Detective, guard, and armored car services -----	29	(D)	(D)	(D)	CC
7382	Security systems services -----	2	(D)	(D)	(D)	BB
7383	News syndicates -----	—	—	—	—	—
7384	Photofinishing laboratories* -----	24	(D)	(D)	(D)	BB
7389	Business services, n.e.c. -----	140	40 149	8 329	1 695	688
7389 pt.	Sign painting shops -----	5	507	106	30	12
7389 pt.	Interior designing -----	22	(D)	(D)	(D)	BB
7389 pt.	Telephone answering services -----	13	(D)	(D)	(D)	BB
7389 pt.	Other business services -----	100	29 860	6 346	1 264	533
75	Automotive repair, services, and parking -----	475	121 943	26 784	6 253	1 678
751	Automotive rental and leasing, without drivers -----	33	(D)	(D)	(D)	CC
7513	Truck rental and leasing, without drivers -----	6	(D)	(D)	(D)	BB
7514, 5	Passenger car rental and leasing -----	26	13 521	1 465	383	137
7514	Passenger car rental -----	25	(D)	(D)	(D)	CC
7515	Passenger car leasing -----	1	(D)	(D)	(D)	AA
7519	Utility trailer and recreational vehicle rental -----	1	(D)	(D)	(D)	AA
752	Automobile parking -----	11	(D)	(D)	(D)	BB
753	Automotive repair shops -----	383	95 376	22 277	5 223	1 295
7532	Top, body, and upholstery repair shops and paint shops -----	93	23 904	6 357	1 563	332
7532 pt.	Top and body repair shops -----	82	21 377	5 702	1 405	296
7532 pt.	Paint shops -----	11	2 527	655	158	36
7538	General automotive repair shops -----	229	58 388	13 042	3 052	785
7538 pt.	General automotive repair shops, except diesel -----	195	44 985	10 281	2 402	630
7538 pt.	Diesel repair shops -----	34	13 403	2 761	650	155
7533, 4, 6, 7, 9	Other automotive repair shops -----	61	13 084	2 878	608	178
7533	Automotive exhaust system repair shops -----	5	1 777	546	149	45
7534	Tire retreading and repair shops -----	3	402	90	12	4
7536	Automotive glass replacement shops -----	22	5 155	1 211	243	66
7537	Automotive transmission repair shops -----	7	1 563	256	58	16
7539	Automotive repair shops, n.e.c. -----	24	4 187	775	146	47
7539 pt.	Radiator repair -----	8	(D)	(D)	(D)	AA
7539 pt.	Brake, front end, and wheel alignment -----	11	2 533	451	86	23
7539 pt.	Automotive electrical and fuel system services -----	4	531	56	13	5
7539 pt.	Other automotive repair shops, n.e.c. -----	1	(D)	(D)	(D)	AA
754	Automotive services, except repair -----	48	(D)	(D)	(D)	CC
7542	Carwashes -----	26	(D)	(D)	(D)	BB
7549	Automotive services, except repair and carwashes -----	22	4 163	995	225	82

Table 8a. Summary Statistics for Firms Subject to Federal Income Tax for the Area Outside Metropolitan Areas: 1992 – Con.

[Includes only establishments with payroll. For meaning of abbreviations and symbols, see introductory text. For explanation of terms and comparability of 1987 and 1992 censuses, see appendix A. For definitions of CMSA's, MSA's, and PMSA's, see appendix D]

SIC code	Kind of business or operation	Establishments (number)	Receipts (\$1,000)	Annual payroll (\$1,000)	First-quarter payroll (\$1,000)	Paid employees for pay period including March 12 (number)
76	Miscellaneous repair services -----	235	47 609	11 689	2 884	727
762	Electrical repair shops -----	64	12 346	2 947	717	172
7622	Radio and television repair shops -----	19	(D)	(D)	(D)	BB
7623, 9	Other electrical and electronic repair shops -----	45	(D)	(D)	(D)	CC
7623	Refrigeration and air-conditioning service and repair shops -----	7	(D)	(D)	(D)	BB
7629	Electrical and electronic repair shops, n.e.c. -----	38	(D)	(D)	(D)	CC
763	Watch, clock, and jewelry repair -----	2	(D)	(D)	(D)	AA
764	Reupholstery and furniture repair -----	26	(D)	(D)	(D)	BB
769	Miscellaneous repair and related services -----	143	32 027	7 764	1 929	480
7692	Welding repair -----	26	5 012	1 346	268	64
7694	Armature rewinding shops -----	11	3 583	1 126	283	61
7699	Repair shops and related services, n.e.c. -----	106	23 432	5 292	1 378	355
78, 79, 84	Amusement and recreation services, including motion pictures and museums -----	691	565 335	176 272	51 029	14 242
781, 2	Motion picture production, distribution, and services -----	27	(D)	(D)	(D)	CC
783	Motion picture theaters -----	44	(D)	(D)	(D)	EE
7832	Motion picture theaters, except drive-in -----	41	(D)	(D)	(D)	EE
7833	Drive-in motion picture theaters -----	3	(D)	(D)	(D)	AA
784	Video tape rental -----	70	8 548	1 587	423	268
792	Theatrical producers (except motion picture), bands, orchestras, and entertainers -----	13	(D)	(D)	(D)	BB
7922	Theatrical producers (except motion picture) and miscellaneous theatrical services -----	2	(D)	(D)	(D)	AA
7929	Bands, orchestras, actors, and other entertainers and entertainment groups -----	11	(D)	(D)	(D)	BB
793	Bowling centers -----	29	(D)	(D)	(D)	EE
79 ex. 792, 3, 84	Commercial sports and other amusement and recreation services, including museums -----	508	524 024	168 364	49 104	13 237
794	Commercial sports -----	6	(D)	(D)	(D)	BB
7941	Professional sports clubs, managers, promoters -----	2	(D)	(D)	(D)	AA
7948	Racing, including track operation -----	4	(D)	(D)	(D)	AA
79 ex. 792, 3, 4; 84	Other amusement and recreation services, including museums -----	502	(D)	(D)	(D)	JJ
791	Dance studios, schools, and halls -----	8	(D)	(D)	(D)	BB
7991	Physical fitness facilities -----	37	12 236	5 405	1 059	544
7992	Public golf courses -----	16	4 208	1 291	160	75
7993	Coin-operated amusement devices -----	19	11 431	3 028	176	58
7996	Amusement parks -----	2	(D)	(D)	(D)	BB
7997	Membership sports and recreation clubs -----	25	11 272	3 416	610	142
7999, 84	Amusement and recreation services, including museums, n.e.c. -----	395	476 950	152 521	46 527	12 316
7999 pt.	Concession operators of amusement devices and rides -----	9	(D)	(D)	(D)	BB
7999 pt.	Carnivals, circuses, and fairs -----	2	(D)	(D)	(D)	AA
7999 pt., 84	Other recreation and amusements, including museums -----	384	473 790	151 977	46 417	12 256
80	Health services -----	1 037	396 703	161 474	33 074	7 042
801	Offices and clinics of doctors of medicine -----	380	185 398	86 491	16 065	2 233
8011 pt.	Offices of doctors of medicine -----	371	(D)	(D)	(D)	GG
8011 pt.	General medical clinics -----	9	(D)	(D)	(D)	BB
802	Offices and clinics of dentists -----	277	65 040	20 292	4 566	1 149
803	Offices and clinics of doctors of osteopathy -----	54	14 947	6 140	1 274	213
804	Offices and clinics of other health practitioners -----	232	41 129	11 095	2 452	671
8041	Offices and clinics of chiropractors -----	96	13 714	2 869	659	204
8042	Offices and clinics of optometrists -----	52	13 096	3 129	729	198
8043	Offices and clinics of podiatrists -----	4	642	123	30	12
8049	Offices and clinics of health practitioners, n.e.c. -----	80	13 677	4 974	1 034	257
805	Nursing and personal care facilities -----	38	(D)	(D)	(D)	GG
8051	Skilled nursing care facilities -----	34	(D)	(D)	(D)	GG
8052	Intermediate care facilities -----	1	(D)	(D)	(D)	AA
8059	Nursing and personal care facilities, n.e.c. -----	3	(D)	(D)	(D)	AA
806	Hospitals -----	1	(D)	(D)	(D)	CC
8062	General medical and surgical hospitals -----	1	(D)	(D)	(D)	CC
8063, 9	Specialty hospitals -----	-	-	-	-	-
807, 8, 9	Other health services -----	55	(D)	(D)	(D)	EE
807	Medical and dental laboratories -----	24	8 116	2 540	512	99
8071	Medical laboratories -----	7	5 962	1 769	320	52
8072	Dental laboratories -----	17	2 154	771	192	47
808	Home health care services -----	12	(D)	(D)	(D)	CC
809	Miscellaneous health and allied services, n.e.c. -----	19	(D)	(D)	(D)	CC
8092	Kidney dialysis centers -----	-	-	-	-	-
8093	Specialty outpatient facilities, n.e.c. -----	12	2 824	1 027	237	57
8099	Health and allied services, n.e.c. -----	7	(D)	(D)	(D)	BB
81	Legal services -----	389	100 340	36 784	7 719	1 219
823, 4, 9	Selected educational services -----	23	(D)	(D)	(D)	BB
823	Libraries -----	-	-	-	-	-
824	Vocational schools -----	4	(D)	(D)	(D)	AA
829	Schools and educational services, n.e.c. -----	19	(D)	(D)	(D)	BB
83	Social services -----	137	24 941	9 077	2 117	783
835	Child day care services -----	67	(D)	(D)	(D)	EE
832, 3, 6, 9	Other social services -----	70	(D)	(D)	(D)	FF

Table 8a. Summary Statistics for Firms Subject to Federal Income Tax for the Area Outside Metropolitan Areas: 1992 — Con.

[Includes only establishments with payroll. For meaning of abbreviations and symbols, see introductory text. For explanation of terms and comparability of 1987 and 1992 censuses, see appendix A. For definitions of CMSA's, MSA's, and PMSA's, see appendix D]

SIC code	Kind of business or operation	Establishments (number)	Receipts (\$1,000)	Annual payroll (\$1,000)	First-quarter payroll (\$1,000)	Paid employees for pay period including March 12 (number)
87 ex. 8733	Engineering, accounting, research, management, and related services (except noncommercial research organizations) -----	768	293 944	116 189	24 823	4 325
871	Engineering, architectural, and surveying services -----	268	77 548	32 772	6 717	1 107
8711	Engineering services -----	125	39 062	17 017	3 452	535
8712	Architectural services -----	76	27 855	10 945	2 368	331
8713	Surveying services -----	67	10 631	4 810	897	241
872	Accounting, auditing, and bookkeeping services -----	321	60 832	25 227	6 013	1 336
873 ex. 8733	Research, development, and testing services (except noncommercial research organizations) -----	21	(D)	(D)	(D)	CC
8731	Commercial physical and biological research -----	3	(D)	(D)	(D)	AA
8732	Commercial economic, sociological, and educational research -----	8	(D)	(D)	(D)	BB
8734	Testing laboratories -----	10	(D)	(D)	(D)	BB
874	Management and public relations services -----	158	(D)	(D)	(D)	GG
8741	Management services -----	50	43 545	18 688	3 967	780
8742	Management consulting services -----	65	(D)	(D)	(D)	CC
8743	Public relations services -----	2	(D)	(D)	(D)	BB
8744	Facilities support management services -----	1	(D)	(D)	(D)	FF
8748	Business consulting services, n.e.c. -----	40	6 744	2 505	526	84
89	Services, n.e.c. -----	45	(D)	(D)	(D)	CC

Table 8b. Summary Statistics for Firms Exempt From Federal Income Tax for the Area Outside Metropolitan Areas: 1992

[Includes only establishments with payroll. For meaning of abbreviations and symbols, see introductory text. For explanation of terms and comparability of 1987 and 1992 censuses, see appendix A. For definitions of CMSA's, MSA's, and PMSA's, see appendix D]

SIC code	Kind of business or operation	Establishments (number)	Revenue (\$1,000)	Annual payroll (\$1,000)	First-quarter payroll (\$1,000)	Paid employees for pay period including March 12 (number)
	Total -----	856	705 495	297 002	71 656	16 026
7032, 704	Camps and membership lodging -----	24	(D)	(D)	(D)	EE
792, 7991 pt., 7997, 7999 pt., 84	Selected amusement, recreation, and related services -----	77	(D)	(D)	(D)	EE
8011 pt.; 8021 pt.; 805, 6, 8, 9	Selected health services -----	121	521 763	232 477	56 294	10 748
8011 pt., 8021 pt. 805	Clinics of doctors of medicine and dentists -----	17	(D)	(D)	(D)	CC
	Nursing and personal care facilities -----	11	(D)	(D)	(D)	FF
806	Hospitals -----	43	478 220	210 762	51 225	9 257
8062	General medical and surgical hospitals -----	40	(D)	(D)	(D)	II
8063, 9	Specialty hospitals -----	3	(D)	(D)	(D)	FF
808, 9	Other health services -----	50	14 207	7 402	1 652	422
8111 pt.	Legal aid societies and similar legal services -----	11	(D)	(D)	(D)	BB
823, 4, 9	Selected educational services -----	22	(D)	(D)	(D)	CC
83	Social services -----	304	81 231	36 166	8 889	3 121
835	Child day care services -----	66	9 966	5 503	1 413	706
832, 3, 6, 9	Other social services -----	238	71 265	30 663	7 476	2 415
832	Individual and family social services -----	113	25 068	11 605	2 820	826
833	Job training and vocational rehabilitation services -----	34	11 673	4 801	1 146	424
836	Residential care -----	44	17 179	7 785	1 893	581
839	Social services, n.e.c. -----	47	17 345	6 472	1 617	584
861, 2, 4, 9	Selected membership organizations -----	280	49 781	13 006	3 095	1 076
861	Business associations -----	68	13 496	4 031	910	243
864	Civic, social, and fraternal associations -----	159	28 112	6 556	1 632	685
862, 9	Other membership organizations -----	53	8 173	2 419	553	148
873, 4 ex. 8744	Research, testing, and consulting services, except facilities support management services -----	17	(D)	(D)	(D)	CC
873	Research, development, and testing services -----	10	(D)	(D)	(D)	CC
874 ex. 8744	Management and public relations services, except facilities support management services -----	7	1 269	489	119	23

Table 9. Places With 2,500 Inhabitants or More Ranked by Volume of Receipts of Firms Subject to Federal Income Tax: 1992

[Includes only establishments with payroll. For meaning of abbreviations and symbols, see introductory text. For explanation of terms and comparability of 1987 and 1992 censuses, see appendix A. For information on geographic areas followed by ▲, see appendix F]

Geographic area	Receipts		Cumulative receipts		Geographic area	Receipts		Cumulative receipts	
	Rank ¹	Amount (\$1,000)	Amount (\$1,000)	Percent of State total		Rank ¹	Amount (\$1,000)	Amount (\$1,000)	Percent of State total
Colorado -----	(X)	18 809 993	18 809 993	100.0	Colorado—Con.				
Denver -----	1	5 307 485	5 307 485	28.2	Alamosa -----	36	29 744	14 728 456	78.3
Colorado Springs -----	2	1 723 348	7 030 833	37.4	Castle Rock -----	37	29 257	14 757 713	78.5
Boulder -----	3	1 072 855	8 103 688	43.1	Cortez -----	38	27 270	14 784 983	78.6
Englewood -----	4	907 334	9 011 022	47.9	Lamar -----	39	19 433	14 804 416	78.7
Aurora ▲ -----	5	814 599	9 825 621	52.2	Brush -----	40	18 653	14 823 069	78.8
Lakewood -----	6	728 277	10 553 898	56.1	Federal Heights -----	41	17 928	14 840 997	78.9
Fort Collins -----	7	433 895	10 987 793	58.4	Gunnison -----	42	16 218	14 857 215	79.0
Grand Junction -----	8	341 292	11 329 085	60.2	Salida -----	43	15 727	14 872 942	79.1
Pueblo -----	9	316 942	11 646 027	61.9	Delta -----	44	15 483	14 888 425	79.2
Wheat Ridge -----	10	242 004	11 888 031	63.2	La Junta -----	45	14 057	14 902 482	79.2
Longmont -----	11	230 822	12 118 853	64.4	Trinidad -----	46	13 853	14 916 335	79.3
Littleton ▲ -----	12	215 681	12 334 534	65.6	Lafayette -----	47	13 524	14 929 859	79.4
Greeley -----	13	213 901	12 548 435	66.7	Woodland Park -----	48	11 015	14 940 874	79.4
Golden -----	14	211 183	12 759 618	67.8	Monte Vista -----	49	10 570	14 951 444	79.5
Arvada ▲ -----	15	208 043	12 967 661	68.9	Parker -----	50	10 500	14 961 944	79.5
Aspen -----	16	197 836	13 165 497	70.0	Rifle -----	51	8 897	14 970 841	79.6
Thornton ▲ -----	17	171 670	13 337 167	70.9	Edgewater -----	52	8 316	14 979 157	79.6
Westminster ▲ -----	18	140 588	13 477 755	71.7	Burlington -----	53	7 899	14 987 056	79.7
Loveland -----	19	126 528	13 604 283	72.3	Manitou Springs -----	54	6 450	14 993 506	79.7
Durango -----	20	123 955	13 728 238	73.0	Leadville -----	55	5 890	14 999 396	79.7
Broomfield ▲ -----	21	108 799	13 837 037	73.6	Yuma -----	56	5 684	15 005 080	79.8
Commerce City -----	22	102 946	13 939 983	74.1	Fort Lupton -----	57	5 674	15 010 754	79.8
Steamboat Springs -----	23	95 819	14 035 802	74.6	Windsor -----	58	5 564	15 016 318	79.8
Greenwood Village -----	24	87 361	14 123 163	75.1	Evans -----	59	4 961	15 021 279	79.9
Glenwood Springs -----	25	82 179	14 205 342	75.5	Carbondale -----	60	4 843	15 026 122	79.9
Northglenn ▲ -----	26	67 480	14 272 822	75.9	Fruita -----	61	3 873	15 029 995	79.9
Vail -----	27	66 822	14 339 644	76.2	Florence -----	62	3 770	15 033 765	79.9
Louisville -----	28	66 050	14 405 694	76.6	Fountain -----	63	3 721	15 037 486	79.9
Brighton ▲ -----	29	57 787	14 463 481	76.9	Walsenburg -----	64	3 367	15 040 853	80.0
Cherry Hills Village -----	30	46 629	14 510 110	77.1	Rocky Ford -----	65	3 205	15 044 058	80.0
Montrose -----	31	44 729	14 554 839	77.4	Berthoud -----	66	2 777	15 046 835	80.0
Fort Morgan -----	32	40 335	14 595 174	77.6	Sheridan -----	67	2 660	15 049 495	80.0
Estes Park -----	33	35 575	14 630 749	77.8	Craig -----	(X)	(D)	(X)	(X)
Canon City -----	34	35 406	14 666 155	78.0					
Sterling -----	35	32 557	14 698 712	78.1					

¹Places with suppressed receipts (if applicable) are listed at end of table rather than by rank to avoid disclosing data for individual companies.

Table 10. Counties Ranked by Volume of Receipts of Firms Subject to Federal Income Tax: 1992

[Includes only establishments with payroll. For meaning of abbreviations and symbols, see introductory text. For explanation of terms and comparability of 1987 and 1992 censuses, see appendix A. For information on geographic areas followed by ▲, see appendix F]

Geographic area	Receipts		Cumulative receipts		Geographic area	Receipts		Cumulative receipts	
	Rank ¹	Amount (\$1,000)	Amount (\$1,000)	Percent of State total		Rank ¹	Amount (\$1,000)	Amount (\$1,000)	Percent of State total
Colorado -----	(X)	18 809 993	18 809 993	100.0	Colorado—Con.				
Denver -----	1	5 307 485	5 307 485	28.2	Chaffee -----	26	39 664	18 476 791	98.2
Arapahoe -----	2	3 092 618	8 400 103	44.7	Logan -----	27	37 324	18 514 115	98.4
Boulder -----	3	1 859 101	10 259 204	54.5	Alamosa -----	28	35 890	18 550 005	98.6
Jefferson -----	4	1 858 441	12 117 645	64.4	San Miguel -----	29	29 943	18 579 948	98.8
El Paso -----	5	1 803 215	13 920 860	74.0	Delta -----	30	24 666	18 604 614	98.9
Adams -----	6	984 863	14 905 723	79.2	Prowers -----	31	22 913	18 627 527	99.0
Larimer -----	7	653 937	15 559 660	82.7	Otero -----	32	20 975	18 648 502	99.1
Mesa -----	8	373 652	15 933 312	84.7	Moffat -----	33	16 987	18 665 489	99.2
Pueblo -----	9	331 720	16 265 032	86.5	Rio Grande -----	34	16 095	18 681 584	99.3
Eagle -----	10	306 497	16 571 529	88.1	Clear Creek -----	35	15 257	18 696 841	99.4
Weld -----	11	270 753	16 842 282	89.5	Las Animas -----	36	14 937	18 711 778	99.5
Pitkin -----	12	260 580	17 102 862	90.9	Yuma -----	37	13 089	18 724 867	99.5
Summit -----	13	257 821	17 360 683	92.3	Archuleta -----	38	11 602	18 736 469	99.6
Douglas -----	14	191 147	17 551 830	93.3	Kit Carson -----	39	9 994	18 746 463	99.7
La Plata -----	15	149 000	17 700 830	94.1	Lake -----	40	7 808	18 754 271	99.7
Gilpin -----	16	126 933	17 827 763	94.8	Ouray -----	41	7 093	18 761 364	99.7
Garfield -----	17	108 708	17 936 471	95.4	Elbert -----	42	6 439	18 767 803	99.8
Routt -----	18	103 995	18 040 466	95.9	Park -----	43	5 232	18 773 035	99.8
Teller -----	19	71 001	18 111 467	96.3	Huerfano -----	44	4 992	18 778 027	99.8
Grand -----	20	64 973	18 176 440	96.6	Rio Blanco -----	45	4 242	18 782 269	99.9
Morgan -----	21	60 882	18 237 322	97.0	Conejos -----	46	3 880	18 786 149	99.9
Gunnison -----	22	58 071	18 295 393	97.3	Lincoln -----	47	3 558	18 789 707	99.9
Montrose -----	23	50 168	18 345 561	97.5	Baca -----	48	2 771	18 792 478	99.9
Fremont -----	24	49 232	18 394 793	97.8	Phillips -----	49	2 202	18 794 680	99.9
Montezuma -----	25	42 334	18 437 127	98.0	Mineral -----	50	2 191	18 796 871	99.9

CO-92 COLORADO

SERVICE INDUSTRIES—GEOGRAPHIC AREA SERIES

Table 10. **Counties Ranked by Volume of Receipts of Firms Subject to Federal Income Tax: 1992—Con.**

[Includes only establishments with payroll. For meaning of abbreviations and symbols, see introductory text. For explanation of terms and comparability of 1987 and 1992 censuses, see appendix A. For information on geographic areas followed by ▲, see appendix F]

Geographic area	Receipts		Cumulative receipts		Geographic area	Receipts		Cumulative receipts	
	Rank ¹	Amount (\$1,000)	Amount (\$1,000)	Percent of State total		Rank ¹	Amount (\$1,000)	Amount (\$1,000)	Percent of State total
Colorado—Con.					Colorado—Con.				
Saguache	51	2 090	18 798 961	99.9	Cheyenne	57	768	18 807 037	100.0
Sedgwick	52	2 047	18 801 008	100.0	Jackson	58	724	18 807 761	100.0
Bent	53	1 634	18 802 642	100.0	Kiowa	59	658	18 808 419	100.0
Hinsdale	54	1 359	18 804 001	100.0	Costilla	60	574	18 808 993	100.0
Washington	55	1 190	18 805 191	100.0	Crowley	61	571	18 809 564	100.0
Custer	56	1 078	18 806 269	100.0	Dolores	(X)	(D)	(X)	(X)
					San Juan	(X)	(D)	(X)	(X)

¹Counties with suppressed receipts (if applicable) are listed at end of table rather than by rank to avoid disclosing data for individual companies.

Appendix A.

General Explanation

CENSUS COVERAGE AND METHODOLOGY

Structure and method of enumeration. Firms in the 1992 Census of Service Industries were divided into the nonmail universe and mail universe. The coverage and the method of obtaining census information from each follow:

1. The nonmail universe consisted of firms which were not required to file a regular census return and included:

- a. All taxable nonemployers, i.e., all firms subject to Federal income tax with no paid employees during 1992. Receipts information for these firms was obtained from administrative records of other Federal agencies. Although consisting of many firms, nonemployers accounted for less than 10 percent of total receipts of all establishments covered in the census.

The census included only those service nonemployer firms which reported a receipts volume of \$1,000 or more during 1992. Establishments exempt from Federal income tax with no paid employees were excluded as in previous censuses.

Data for nonemployers are not included in this report but are provided in a subsequent Non-employer Statistics report (SC92-N-1).

- b. Selected small employers, i.e., single-establishment firms with payroll below a specified cutoff. (The term "employers" refers to firms with one or more paid employees at any time during 1992 as shown in the active administrative records of other Federal agencies.) Although the payroll cutoff varied by kind of business, small employers generally included firms with less than 10 employees and represented about 10 percent of total receipts of establishments covered in the census.

Data on receipts, payroll, and employment for employer firms below the payroll cutoff were derived or estimated from administrative records of other Federal agencies, except for a sample of small employer firms in classifications for which specialized data requirements precluded reliance solely on administrative records sources. This sample was included in the mail universe.

2. The mail universe consisted of firms for which information was obtained by means of a mail canvass and included:

- a. Large employers, i.e., all multiestablishment firms, and all employer firms above the payroll size cutoff referred to in section 1b. Within this category, a report of company organization was conducted periodically to identify establishment locations of firms which operated at more than one location and to obtain information on payroll and mid-March employment at each location. The 1991 Report of Company Organization was used as a coverage check in the census. In the 1992 census, all multi-establishment firms were asked to notify the Census Bureau of any establishments for which a form was not received. Report forms were subsequently provided to the firms for these establishments.
- b. A sample of small employer firms in classifications for which specialized data precluded reliance solely on administrative records sources. These firms were sent the census mailing packages containing the appropriate 1992 questionnaire.

Method of classifying kinds of business. The service industries classifications for all establishments were based on the *Standard Industrial Classification Manual: 1987*¹ (SIC). However, the method of assigning these classifications, and the level of detail at which establishments were classified, differed between the nonmail and mail universes as follows:

1. The nonmail universe

- a. Nonemployers were classified on the basis of information obtained from administrative records of other Federal agencies.
- b. Selected small employers were classified on the basis of the most current census kind-of-business classification available from one of the Census Bureau's current sample surveys or the 1987 census. Otherwise, the classification was obtained from administrative records of other Federal agencies.

If the census or administrative record classifications proved inadequate (none corresponded to a 1992 census classification in the detail required for

¹*Standard Industrial Classification Manual: 1987*. For sale by Superintendent of Documents, U.S. Government Printing Office, Washington, DC 20402. Stock No. 041-001-00314-2.

employers), the firm was sent a brief inquiry requesting information necessary to assign a 1992 census kind-of-business code.

- Establishments in the mail universe were classified on the basis of their self-designation, answers to questions on receipts by type of service provided, and other special inquiries.

Method of assigning tax status. For kind-of-business classifications² where there were substantial numbers of taxable and tax-exempt establishments, establishments were classified based on the Federal income tax filing requirement for the establishment or organization. This classification was based primarily on the response to an inquiry on the census questionnaire. Establishments that indicated that all or part of their income was exempt from Federal income tax under provisions of section 501 of the IRS code were classified as tax-exempt; establishments indicating no such exemption were classified as taxable. All government-operated hospitals were classified as tax-exempt. For establishments in the nonmail universe, the tax status classification was based upon the type of tax return filed by the firm or organization.

For selected kind-of-business classifications³ comprised primarily of tax-exempt establishments, all establishments in those classifications were defined as tax-exempt. All establishments in the remaining kind-of-business classifications (comprised primarily of taxable establishments) were defined as taxable.

COMPARABILITY OF THE 1987 AND 1992 CENSUSES

The 1987 and 1992 censuses were conducted under similar conditions and procedures except for the following:

Geographic areas. The boundaries of a number of areas for which data are shown in the 1992 census are not the same as in the 1987 census because of annexations; other boundary changes; and redefinitions of metropolitan statistical areas (MSA's), primary metropolitan statistical areas (PMSA's), and consolidated metropolitan statistical areas (CMSA's).⁴ In addition, data for consolidated cities are included in the 1992 census.

Data for special economic urban areas (SEUA's) with 10,000 inhabitants or more in Michigan, Minnesota, New York, and Wisconsin qualified for publication in the 1992 census. This included townships in Michigan and Minnesota and towns in New York and Wisconsin. However, Minnesota did not have any townships that met the population criteria.

²SIC's 7032, 792, 7991 pt., 7997, 7999 pt., 8011 pt., 8021 pt., 805, 806, 808, 809, 82, 83, 84 pt., 873 ex. 8733, 874 ex. 8744.

³SIC's 7041, 8111 pt., 84 pt., 86, 8733.

⁴Newly defined metropolitan areas (MA's) were announced by the Office of Management and Budget (OMB) effective June 30, 1993.

Nonemployer firms. In 1987, data for nonemployer firms were published for the United States, States, metropolitan areas, counties, and places in four regional reports in the Nonemployer Statistics Series (SC87-N-1 to -4).

For 1992, data for nonemployers by kind of business are presented in one *Nonemployer Statistics* report (SC92-N-1) for the United States, States, and metropolitan areas. Nonemployer data for counties and places are available on compact disc-read only memory (CD-ROM).

Employment. In 1987, employment data withheld to avoid disclosing data for individual companies were represented with the symbol "(D)." In 1992, withheld employment data are represented with symbols that denote employment size ranges. These symbols are defined in the introductory text.

Sources of receipts/revenue. In 1987, data on sources of receipts/revenue for selected industries were published with other industry-specific data in the *Miscellaneous Subjects* report (SC87-S-4) of the Subject Series. In 1992, sources of receipts/revenue data are presented separately in the *Sources of Receipts or Revenue* report (SC92-S-4) of the Subject Series.

Legal form of organization. In 1987, data on the number of individual proprietorships/partnerships were published in the Geographic Area Series. In 1992, individual proprietorship/partnership data are published in the *Establishment and Firm Size* report (SC87-S-1) and in the *Nonemployer Statistics* report (SC87-N-1).

EXPLANATION OF TERMS

Establishments. An establishment is a single physical location at which business is conducted. It is not necessarily identical with a company or enterprise, which may consist of one establishment or more. Statistics for service industries represent a summary of reports for individual establishments rather than companies. For cases where a census report was received, separate information was obtained for each location where business was conducted. When administrative records of other Federal agencies were used instead of a census report, no information was available on the number of locations operated. Estimates of this number were derived from a sample and are provided in the service industries report, *Miscellaneous Subjects* (SC92-S-5). Each census report was tabulated according to the physical location at which the business was conducted. The count of establishments represents those in business at any time during 1992. Appendix G provides a comparison of the number of establishments active any time during the year versus the number in business at the end of the year.

When two activities or more were carried on at a single location under a single ownership, all activities generally were grouped together as a single establishment. The

entire establishment was classified on the basis of its major activity and all data for it were included in that classification. However, when distinct and separate economic activities (for which different industry classification codes were appropriate) were conducted at a single location under a single ownership, and when conditions prescribed by the SIC manual for recognizing the existence of more than one establishment were met, separate establishment reports for each of the different activities were obtained in the census.

Leased service departments (separately owned businesses operated as departments or concessions of other service establishments or of retail businesses, such as a separately owned shoeshine parlor in a barber shop, or a beauty shop in a department store) are treated as separate service establishments for census purposes. Leased retail departments located in service establishments (e.g., a gift shop located in a hotel) are considered separate retail establishments.

Firms. A firm is a business organization or entity consisting of one domestic establishment (location) or more under common ownership or control. All establishments of subsidiary firms are included as part of the controlling firm. For the economic census, the terms "firm" and "company" are synonymous.

Receipts (Basic dollar volume measure for service establishments of firms subject to Federal income tax). Includes receipts from customers or clients for services rendered, from the use of facilities, and from merchandise sold during 1992 whether or not payment was received in 1992, except for health practitioners and legal, architectural, engineering, and surveying services, which reported on a cash basis (payments received in 1992 regardless of when services were rendered). Excise taxes on gasoline, liquor, tobacco, etc., which are paid by the manufacturer or wholesaler and passed on in the cost of goods purchased by the service establishment, are also included. Receipts from leasing of vehicles, equipment, etc., marketed under operating leases are included in receipts figures as well as the fair sales value of merchandise marketed in 1992 under capital, finance, or "full payout" leases. Receipts also include the total value of service contracts, amounts received for work subcontracted to others, and dues and assessments from members and affiliates.

Receipts are net after deductions for refunds and allowances for merchandise returned by customers. Receipts do not include sales, occupancy, admissions, or other taxes collected from customers and remitted directly by the firm to a local, State, or Federal tax agency, nor do they include income from such sources as contributions, gifts, and grants; dividends, interest, and investments; or sale or rental of real estate. Also excluded are rents from and receipts (gross as well as the establishment's share) of departments and concessions which are operated by others; sales of used equipment rented or leased to

customers; commissions from vending machine operators; and other nonoperating income such as royalties, franchise fees, etc.

Receipts in this report do not include service receipts of manufacturers, wholesalers, retail establishments, or other businesses whose primary activity is other than service. They do, however, include receipts other than from services rendered (e.g., sale of merchandise to individuals or other businesses) by establishments primarily engaged in performing services and classified in the service industries.

Revenue (Basic dollar volume measure for firms exempt from Federal income tax). Includes revenue from customers or clients for services rendered and merchandise sold during 1992, whether or not payment was received in 1992. Also included are income from interest, dividends, gross contributions, gifts, grants (whether or not restricted for use in operations), rents, royalties, dues and assessments from members and affiliates, and receipts from fundraising activities. Receipts from taxable business activities of firms exempt from Federal income tax (Unrelated Business Income) are also included in revenue.

Revenue does not include sales, admissions, or other taxes collected by the organization from customers or clients and paid directly to a local, State, or Federal tax agency; income from the sale of real estate, investments, or other assets (except inventory held for resale); gross receipts of departments, concessions, etc., that are operated by others; and amounts transferred to operating funds from capital or reserve funds.

Expenses. Expenses include payroll, employee benefits, interest, rent, payroll taxes, cost of supplies used for operation, depreciation expenses, fundraising expenses, contracted or purchased services, and other expenses charged to operations during 1992.

Expenses in this report exclude outlays for the purchase of real estate; construction and all other capital improvements; funds invested; assessments or dues paid to the parent or other chapters of the same organization; and, for fundraising organizations, funds transferred to charities and other organizations.

Annual payroll. Payroll includes all forms of compensation, such as salaries, wages, commissions, bonuses, vacation allowances, sick-leave pay, employee contributions to qualified pension plans, and the value of payments in kind (e.g., free meals and lodgings) paid during the year to all employees. Tips and gratuities received by employees from patrons and reported to employers are included. For corporations, payroll includes amounts paid to officers and executives; for unincorporated businesses, it does not include profit or other compensation of proprietors or partners. Payroll is reported before deductions for social security, income tax, insurance, union dues, etc. This definition of payroll is the same as that used by the Internal Revenue Service (IRS) on form 941.

First-quarter payroll. This item consists of payroll, as defined above, paid to persons employed at any time during the quarter January to March 1992.

Paid employees for pay period including March 12. Paid employees consist of the full- and part-time employees, including salaried officers and executives of corporations, who were on the payroll during the pay period including March 12. Included are employees on paid sick leave, paid holidays, and paid vacations; not included are proprietors and partners of unincorporated businesses. The definition of paid employees is the same as that used on IRS form 941.

Auxiliary establishments. Each company included in this census was asked to identify and separately report auxiliary locations whose primary functions were to manage, administer, service, or support the activities of the other establishments of the company. Data presented in this report do not include auxiliary establishments. Data for auxiliaries are presented in a subsequent report issued as part of the *1992 Enterprise Statistics* reports.

KIND-OF-BUSINESS CLASSIFICATIONS

Services, as defined in Division I of the 1987 Standard Industrial Classification (SIC) manual, includes establishments primarily engaged in rendering a wide variety of services to individuals, business and government establishments, and other organizations.

Establishments covered by the census were assigned kind-of-business classifications according to the industry classifications defined in the 1987 SIC manual. When a more detailed classification than defined in the SIC manual was needed, additional kinds of business were identified within an SIC industry.

The basis for a kind-of-business classification is described above in Method of Classifying Kinds of Business. Descriptions of those kinds of business for which data are provided in this report follow.

Hotels, Rooming Houses, Camps, and Other Lodging Places (SIC Major Group 70)

This group includes establishments engaged in providing lodging, or lodging and meals, and camping facilities. Hotels which provide accommodations for permanent residents (e.g., apartment hotels) and residential mobile home parks are classified in Real Estate, Major Group 65.

Hotels and motels (SIC 7011). Commercial establishments, known to the public as hotels, motor hotels, motels, or tourist courts, primarily engaged in providing lodging, or lodging and meals.

For large geographic areas, data are presented for the following subdivisions of this classification:

1. Hotels, 25 guestrooms or more.
2. Hotels, less than 25 guestrooms.
3. Motels, tourist courts.
4. Motor hotels.

The classification of individual establishments into hotels, motor hotels, and motels and tourist courts was based primarily on the respondents' self-designation.

Rooming and boarding houses (SIC 702). Establishments renting rooms, with or without board, on a fee basis. Homes for the elderly, for children, and for the handicapped that provide additional services, other than nursing care, are classified in Industry 8361, and homes that provide nursing and/or health-related care are classified in Industry Group 805. Rooming and boarding houses operated by membership organizations for their members only are classified in Industry 7041.

Sporting and recreational camps (SIC 7032). Sporting and recreational camps providing lodging and meals, or lodging only. Included are children's camps, fishing camps, hunting camps, and dude ranches. Day camps and sports instructional camps, such as baseball, basketball, or football camps, are classified in Industry 7999.

Recreational vehicle parks and campsites (SIC 7033). Establishments providing overnight or short-term sites for recreational vehicles, trailers, campers, or tents. Residential trailer and mobile home parks are classified in Real Estate, Major Group 65.

Organization hotels and lodging houses, on membership basis (SIC 704). Lodging houses and hotels operated by membership organizations for the benefit of their members and guests, and not open to the general public. Hotels operated by such organizations but open to the public are classified in Industry 7011. Residential homes for the elderly and others in need of residential, social, and personal care are classified in Industry 8361.

Personal Services (SIC Major Group 72)

This group includes establishments primarily engaged in providing services generally to individuals, such as barber and beauty shops, drycleaning plants, laundries, and photographic studios. For establishments classified in Industry Group 721, collecting and distributing units (branch outlets, pickup stations, terminals, or depots) owned and operated by a firm which does its own laundry work are not classified as separate establishments. Data for these units are merged with data for the plant where the work is done.

Power laundries, family and commercial (SIC 7211).

Establishments primarily engaged in operating mechanical laundries with steam or other power. Excluded are establishments which have power laundry equipment but which are primarily engaged in a specialty, such as industrial laundering, linen rental, or diaper service. These establishments are classified in other categories within Industry Group 721. Independently owned agencies for laundry plants are classified in Industry 7212. Laundries using small power equipment of household type are classified in Industry 7219.

Garment pressing, and agents for laundries and dry-cleaners (SIC 7212).

Establishments primarily engaged in providing laundry and drycleaning services but which have the laundry and/or drycleaning work done by others. Establishments in this industry may do their own pressing or finishing work. Independently owned collecting and distributing agencies serving drycleaning plants or power laundries are included in this classification.

Linen supply (SIC 7213).

Establishments primarily engaged in supplying, on a rental basis, such laundered items as uniforms, aprons, table covers, bed linens, and towels. Establishments included in this classification may or may not operate their own laundry facilities.

Coin-operated laundries and drycleaning (SIC 7215).

Establishments primarily engaged in the operation of coin-operated or similar self-service laundry and/or drycleaning equipment. Included are establishments known as laundromats, launderettes, self-service drycleaners, etc. Establishments which operate such machinery in apartment houses, dormitories, and similar locations are included. Establishments which rent such machinery (e.g., to apartment houses) are classified in Industry 7359.

For large geographic areas, data are presented for the following subdivisions of this classification:

1. Coin-operated laundries and drycleaning stores.
2. Coin-operated laundry routes.

Drycleaning plants, except rug cleaning (SIC 7216).

Establishments primarily engaged in drycleaning or dyeing apparel and household fabrics other than rugs. Establishments primarily engaged in cleaning rugs are classified in Industry 7217. Independently owned agencies for cleaning plants are classified in Industry 7212. Establishments known as "tailor shops" or "cleaners" are included in this classification only if they do their own cleaning. Establishments primarily engaged in dyeing fabrics for the trade are classified in Manufacturing, Major Group 22.

Carpet and upholstery cleaning (SIC 7217).

Establishments primarily engaged in cleaning carpets and upholstered furniture. Establishments primarily engaged in rug repair are classified in Industry 7699, those primarily

engaged in reupholstering and repairing furniture are classified in Industry 7641, and those primarily engaged in building cleaning are classified in Industry 7349.

Industrial launderers (SIC 7218).

Establishments primarily engaged in supplying laundered or drycleaned work uniforms, wiping towels, protective apparel (gloves, flame resistant clothing, etc.), dust control items (treated mats or rugs, mops, cloths, etc.), and similar items to industrial, commercial, and government users. These items may belong to the industrial launderers and be supplied to users on a rental basis, or they may belong to the customers. Establishments included in this industry may or may not operate their own laundry or drycleaning facilities.

Laundry and garment services, n.e.c. (SIC 7219).

Establishments primarily engaged in furnishing other laundry services, including repair, alteration, and storage of clothes for individuals; diaper service; and hand laundries. Custom tailors, dressmakers, and fur shops making fur apparel to custom order are classified in Retail Trade.

Photographic studios, portrait (SIC 722).

Establishments primarily engaged in still or video portrait photography for the general public. Included in this classification are school, home, and transient portrait photographers. Establishments primarily engaged in commercial photography are classified in Industry 7335; those primarily engaged in video tape production other than portrait are classified in Industry 7812; and those primarily engaged in film developing and/or print processing for the trade or for the general public are classified in Industry 7384.

Beauty shops (SIC 723).

Establishments primarily engaged in providing beauty services or both beauty and barber services. Beauty and cosmetology schools are also included. Beauty shop concessions (owned and operated by concessionaires) in hotels, department stores, etc., are classified in this industry and treated as separate establishments. However, beauty shops owned by and operated as part of other businesses (e.g., hotels, department stores) are considered part of the main establishment.

Barber shops (SIC 724).

Establishments primarily engaged in providing barber and men's hair styling services. Barber colleges are also included. Barber shop concessions (owned and operated by concessionaires) in hotels, department stores, etc., are classified in this industry and treated as separate establishments. However, barber shops owned by and operated as part of other businesses (e.g., hotels, department stores) are considered part of the main establishment.

Shoe repair shops and shoeshine parlors (SIC 725).

Establishments primarily engaged in repairing footwear or shining shoes. Also included are establishments engaged in cleaning and blocking hats. Shoe repair and shoeshine departments (owned and operated by concessionaires) in

hotels, department stores, etc., are classified in this industry and treated as separate establishments. However, shoe repair shops and shoeshine parlors owned and operated as part of other businesses (e.g., hotels, department stores) are considered part of the main establishment.

Funeral service and crematories (SIC 726). Establishments primarily engaged in preparing the dead for burial, conducting funerals, and cremating the dead. Receipts include sales of funeral merchandise, such as caskets and burial clothing, and other services provided directly by the establishments. Also included in the receipts are reimbursements for cash advances made to other establishments for funeral-related merchandise sales and services, such as flowers. Cemeteries, and crematories operated in conjunction with cemeteries, are classified in Real Estate, Industry 6553; crematories and burial services for pets are classified in Agriculture, Industry 0752.

Tax return preparation services (SIC 7291). Establishments primarily engaged in providing tax return preparation services without also providing accounting, auditing, or bookkeeping services. Establishments providing tax return preparation services which also provide accounting, auditing, or bookkeeping services are classified in Industry 8721. Tax return preparation services (owned and operated by concessionaires) in department stores, etc., are classified in this industry and treated as separate establishments. However, tax return preparation services owned and operated as part of other businesses are considered part of the main establishment.

Miscellaneous personal services, n.e.c. (SIC 7299). Establishments primarily engaged in providing personal services, not elsewhere classified, such as saunas; steam and Turkish baths; costume and formal wear rental; operation of coin-operated personal service machines, such as weighing machines, public lockers (except cold storage), pay toilets, etc.; checkroom concessions; dating service; diet or weight reducing workshops; and tanning salons. Establishments operating coin-operated amusement machines, such as pinball machines and juke boxes, are classified in Industry 7993. The operation of physical fitness facilities, including health fitness spas and reducing salons, is classified in Major Group 70 if lodging is also provided and in Industry 7991 if lodging is not provided.

For large geographic areas, data are presented for the following subdivisions of this classification:

1. Massage parlors, tanning salons, and saunas.
2. Diet and weight reducing services.
3. Formal wear rental.
4. Other personal services, n.e.c.

Business Services (SIC Major Group 73)

This group includes establishments primarily engaged in providing services, not elsewhere classified, to business establishments on a contract or fee basis.

Advertising agencies (SIC 7311). Establishments primarily engaged in preparing advertising (writing copy, artwork, graphics, and other creative work) and placing such advertising in periodicals, newspapers, radio, television, or other advertising media for clients on a contract or fee basis. Establishments which place advertising with media but perform no creative services (media buying services) are classified in Industry 7319. Establishments which write advertising copy but do not place the advertising with media are classified in Industry 8999. Establishments which provide commercial art, graphics, or other creative advertising services but do not place the advertising with media are classified in Industry Group 733. Establishments which solicit advertising for nonaffiliated radio, television, newspapers, or magazines are classified in Industry 7313.

Outdoor advertising services (SIC 7312). Establishments primarily engaged in the preparation of poster displays and painted and electric displays on billboards, panels, bulletins, and frames, principally outdoors. Such establishments may (as incidental services) construct, repair, and maintain display boards and may post advertisements. Sign painting shops are classified in Industry 7389. Shops which make neon signs to order are classified in Manufacturing. Establishments primarily engaged in erecting signs are classified in Construction.

Radio, television, and publishers' advertising representatives (SIC 7313). Establishments primarily engaged in soliciting advertising on a contract or fee basis for (nonaffiliated) newspapers, magazines, and other publications, or for radio and television stations. Advertising sales offices operated by the media are classified as auxiliaries.

For large geographic areas, data are presented for the following subdivisions of this classification:

1. Radio and television advertising representatives.
2. Publishers' advertising representatives.

Advertising, n.e.c. (SIC 7319). Establishments primarily engaged in furnishing advertising services, not elsewhere classified, such as handbill distribution, distribution of samples, and transit advertising. Establishments which provide commercial art, graphics, or other creative advertising services but do not place the advertising with the media, are classified in Industry Group 733. Establishments primarily engaged in direct mail advertising, compiling and selling mailing lists, and related services are classified in Industry 7331.

Adjustment and collection services (SIC 7322). Establishments primarily engaged in the collection or adjustment of claims other than insurance. Establishments providing insurance adjustment services are classified in Insurance, Major Group 64. Establishments providing debt counseling or adjustment services for individuals are classified in Industry 7299. Centralized charge services are classified in Finance, Major Group 61.

Credit reporting services (SIC 7323). Establishments primarily engaged in providing mercantile and consumer credit reporting services. Establishments primarily engaged in conducting personal investigations (background) and preparing reports for insurance companies and other business firms are classified in Industry 7389.

Direct mail advertising services (SIC 7331). Establishments primarily engaged in furnishing direct mail advertising services, such as creating, producing, and mailing direct mail advertising. This industry also includes establishments primarily engaged in compiling and selling mailing lists. Establishments primarily engaged in reproducing direct mail copy to order but also providing other direct mail advertising services are classified in Manufacturing if they print the copy, and in Industry 7334 if they duplicate the copy by photocopying or similar reproduction methods.

For large geographic areas, data are presented for the following subdivisions of this classification:

1. Mailing list compilers, brokers, and managers.
2. Direct mail advertising services, except mailing list services.

Photocopying and duplicating services (SIC 7334). Establishments primarily engaged in reproducing text, drawings, plans, maps, or other copy by blueprinting, photocopying, mimeographing, or other methods of duplication other than printing or microfilming. Printing, including "quick printing," is classified in Manufacturing, and microfilming is classified in Industry 7389.

For large geographic areas, data are presented for the following subdivisions of this classification:

1. Blueprinting and photocopying services.
2. Duplicating services, except printing and photocopying.

Commercial photography (SIC 7335). Establishments engaged in providing commercial photography services for advertising agencies, publishers, and other business and industrial users. Establishments engaged in still and video portrait photography are classified in Industry 7221, and those primarily engaged in mapmaking are classified in Industry 7389. Establishments primarily engaged in medical photography are classified in Industry 8099. Establishments primarily engaged in producing commercial video tape or films are classified in Industry 7812.

Commercial art and graphic design (SIC 7336). Establishments primarily engaged in providing commercial art or graphic design services for advertising agencies, publishers, and other business and industrial users. Producers of still and slide films are classified here. Establishments primarily engaged in art, except commercial and medical art, are classified in Industry 8999; those engaged in medical art are classified in Industry 8099; and those providing drafting services are classified in Industry 7389.

For large geographic areas, data are presented for the following subdivisions of this classification:

1. Commercial art.
2. Graphic arts and related design.

Secretarial and court reporting services (SIC 7338). Establishments primarily engaged in furnishing secretarial, typing, word processing, resume writing, and court reporting services.

Disinfecting and pest control services (SIC 7342). Establishments primarily engaged in providing disinfection and termite, insect, rodent, and other pest control generally in dwellings or other buildings. Establishments primarily engaged in pest control for lawns or agricultural production are classified in Agriculture.

Building cleaning and maintenance services, n.e.c. (SIC 7349). Establishments primarily engaged in furnishing building cleaning and maintenance services, not elsewhere classified, such as window cleaning, janitorial services, floor waxing, and office cleaning. General contractors and special trade contractors primarily engaged in building repair work, cleaning building exteriors by sand or steam blasting, or cleaning up after construction are classified in Construction.

Medical equipment rental and leasing (SIC 7352). Establishments primarily engaged in renting or leasing (except finance leasing) medical equipment. These establishments may also sell medical supplies, but establishments primarily engaged in selling medical supplies are classified in Wholesale or Retail Trade. Establishments primarily engaged in finance leasing are classified in Finance, Industry 6159.

Heavy construction equipment rental and leasing (SIC 7353). Establishments primarily engaged in renting or leasing (except finance leasing) heavy construction equipment, with or without operators. Establishments primarily engaged in finance leasing are classified in Finance, Industry 6159.

For large geographic areas, data are presented for the following subdivisions of this classification:

1. Rental and leasing of heavy construction equipment without operators.
2. Rental and leasing of heavy construction equipment with operators.

Equipment rental and leasing, n.e.c. (SIC 7359). Establishments primarily engaged in renting or leasing (except finance leasing) equipment, not elsewhere classified, such as tools, furniture, industrial equipment (except heavy construction), televisions, appliances, party supplies, etc. Establishments primarily engaged in finance leasing are classified in Finance, Industry 6159.

Establishments renting or leasing automobiles and trucks without drivers are classified in Industry Group 751; those renting with drivers, in Transportation. Establishments renting (or leasing) medical equipment are classified in Industry 7352; video tapes and cassettes, in Industry 7841; amusement and recreation items, such as bicycles, beach chairs, etc., in Industry 7999; personal items, such as formal wear, lockers (other than refrigerated), and pillows, in Industry 7299; commercial boats, in Water Transportation, Major Group 44. Direct leasing of machinery or equipment by the manufacturer is classified in Manufacturing or Wholesale Trade. Establishments primarily leasing computer time, including time-sharing services, are classified in Industry 7374; and those renting or leasing computers or data processing equipment, in Industry 7377.

For large geographic areas, data are presented for the following subdivisions of this classification:

1. Equipment rental, except rent-to-own.
2. Equipment leasing, except finance leasing.
3. Rent-to-own.

Employment agencies (SIC 7361). Establishments primarily engaged in providing placement and employment services for employers or those seeking employment. Modeling agencies and nurses' registries are included. Theatrical employment agencies are classified in Industry 7922; motion picture casting bureaus, in Industry 7819; and establishments engaged in furnishing help to other businesses, in Industry 7363.

Help supply services (SIC 7363). Establishments primarily engaged in supplying temporary or continuing help (except agricultural) to other businesses on a contract or fee basis. The help supplied is on the payroll of the supplying establishment but is under the direct or general supervision of the business to whom the help is furnished. Establishments primarily engaged in providing placement and employment services are classified in Industry 7361. Establishments which provide both management and staff to operate a business are classified according to the type of activity of the business. Establishments primarily engaged in furnishing personnel to perform a range of services in support of the operation of other establishments are classified in Industry 8744. Farm labor supply is classified in Agriculture, Industry 0761.

For large geographic areas, data are presented for the following subdivisions of this classification:

1. Temporary help supply.
2. Employee leasing.
3. Other help supply services.

Computer programming services (SIC 7371). Establishments primarily engaged in providing custom computer programming services on a contract or fee basis. These

establishments often perform a variety of additional services, such as computer software design and analysis, modification of existing software, and training in the use of custom software. Establishments primarily engaged in the development and marketing of prepackaged software are classified in Industry 7372. Computer processing services are classified in Industry 7374.

Prepackaged software (SIC 7372). Establishments primarily engaged in designing and developing prepackaged software, including operating, utility, and applications programs. These establishments may also prepare software documentation for the user, install software for the user, and train the user in the use of the software. Establishments primarily engaged in buying and selling prepackaged software are classified in Wholesale or Retail Trade. Custom computer software services, including computer code authors, are classified in Industry 7371.

Computer integrated systems (SIC 7373). Establishments primarily engaged in developing or modifying computer software and packaging or bundling the software with hardware (computers and peripheral equipment) to create an integrated system for specific application. These establishments are involved in all phases of systems development, from design through installation. Establishments primarily engaged in buying and selling computer software and/or hardware are classified in Wholesale or Retail Trade, and establishments primarily engaged in manufacturing computers and/or peripheral equipment are classified in Manufacturing.

Computer processing and data preparation and processing services (SIC 7374). Establishments primarily engaged in providing computer processing and data preparation services. Service may consist of complete processing and preparation of reports from data supplied by the customer, or it may be specialized, such as data entry or making data processing equipment available on an hourly or time-sharing basis.

Information retrieval services (SIC 7375). Establishments primarily engaged in providing on-line information retrieval services on a contract or fee basis. The information generally involves a range of subjects and is taken from other primary sources. Establishments which collect and originate the data are classified in the industry associated with that activity.

Computer facilities management services (SIC 7376). Establishments primarily engaged in providing on-site management and operation of computer and data processing facilities on a contract or fee basis. Establishments primarily engaged in providing computer and data processing at their own facilities are classified in Industry 7374.

Computer rental and leasing (SIC 7377). Establishments primarily engaged in renting or leasing (except finance) computers and related data processing equipment on the

customers' site, whether or not also providing maintenance or support services. Establishments primarily engaged in both manufacturing and leasing computers and related data processing equipment are classified in Division D, Manufacturing, and separate establishments owned by the manufacturer and primarily engaged in leasing are classified in Wholesale Trade. Establishments primarily engaged in finance leasing of computers and related data processing equipment are classified in Finance, Industry 6159, and those primarily engaged in leasing computer time are classified in Industry 7374.

Computer maintenance and repair (SIC 7378). Establishments primarily engaged in the maintenance and repair of computers and computer peripheral equipment.

Computer related services, n.e.c. (SIC 7379). Establishments primarily engaged in providing computer related services, not elsewhere classified, such as computer consulting, disk and diskette conversion, and tape recertification.

For large geographic areas, data are presented for the following subdivisions of this classification:

1. Computer consultants.
2. Miscellaneous computer services, n.e.c.

Detective, guard, and armored car services (SIC 7381). Establishments primarily engaged in providing detective, guard, and armored car services. Fingerprint service, polygraph service, and rental of dogs for protective service are included in this classification.

For large geographic areas, data are presented for the following subdivisions of this classification:

1. Detective agencies and guard services.
2. Armored car services.

Security systems services (SIC 7382). Establishments primarily engaged in monitoring and maintaining security systems devices, such as burglar and fire alarms. These establishments may also sell, lease, and/or install the security systems which they monitor and maintain. Establishments primarily engaged in the sales and installation, or installation only, of such devices are classified in Construction, Industry 1731.

News syndicates (SIC 7383). Establishments primarily engaged in providing news, pictures, features, and news reporting services to newspapers and periodicals. Separate establishments of newspaper and periodical publishers which are engaged in gathering news are classified as auxiliaries.

Photofinishing laboratories (SIC 7384). Establishments primarily engaged in developing film and photographic prints and enlargements. Data for retail outlets (kiosks),

which are owned and operated by photofinishing laboratories for the pickup and delivery of film, are merged with data for the laboratory which owns them and are not treated as separate establishments. Establishments primarily engaged in processing motion picture and video film for the motion picture and television industries are classified in Industry 7819.

For large geographic areas, data are presented for the following subdivisions of this classification:

1. Photofinishing laboratories, except "one-hour" (mini) labs.
2. "One-hour" (mini) photofinishing.

Business services, n.e.c. (SIC 7389). Establishments primarily engaged in furnishing business services, not elsewhere classified, such as auctioneers' establishments (service only), business brokers, drafting service, independent lecture bureaus, inspection service, printing brokers, notaries public, and shop window decoration or trimming, on a commission or fee basis.

For large geographic areas, data are presented for the following subdivisions of this classification:

1. Sign painting shops. Establishments primarily engaged in making signs to individual order or in doing office door and window lettering. Establishments primarily engaged in making signs other than on a custom basis and neon sign manufacturers are classified in Manufacturing.
2. Interior designing. Establishments primarily engaged in advising clients on the selection of furniture, draperies, rugs, and other interior decorations on a commission or fee basis. Establishments providing interior designing service but primarily engaged in the sale of merchandise, are not included. Painting and papering contractors who frequently call themselves "interior decorators" are classified in Construction.
3. Telephone answering services. Establishments primarily engaged in transmitting telephone messages to their clients. Paging services are classified in Communications.
4. Water softening and conditioning services. Establishments primarily engaged in softening water by chemical treatment or other methods.
5. Packaging and labeling services. Establishments primarily engaged in packaging and labeling products, on a contract or fee basis, in packages or other containers normally intended for retail distribution. Companies primarily engaged in packing, crating, and otherwise preparing goods for shipping are classified in Transportation.
6. Trading stamp services. Establishments primarily engaged in selling trading stamps or merchandise coupons to merchants. The redemption stores of trading stamp companies are classified as auxiliary to this industry.

7. Convention and trade show services. Establishments primarily engaged in providing a variety of services to conventions and trade shows on a contract or fee basis, including decoration services, registration services, promotion, and other administrative functions.
8. Private mail centers. Establishments primarily engaged in providing mailbox rental and other postal and mailing (except advertising) services. In addition, establishments may provide typing, photocopying, and FAX services, and may sell office supplies.
9. Miscellaneous business services, n.e.c. Establishments primarily engaged in furnishing business services, not elsewhere classified.

Automotive Repair, Services, and Parking (SIC Major Group 75)

This group includes establishments primarily engaged in furnishing automotive repair, rental, leasing, parking, and other services. Similar facilities owned and operated by concerns for their own use and not available to the general public are treated as auxiliary establishments of those concerns and are not included here. Automotive repair shops operated by establishments engaged in the sale of new automobiles are classified in Retail Trade, as are those operated by gasoline service stations (where sales of merchandise (including fuel) exceed repair receipts). Automobile driving instruction is classified in Industry 8299.

Truck rental and leasing, without drivers (SIC 7513).

Establishments primarily engaged in short-term rental or extended-term leasing (with or without maintenance) of trucks, truck tractors, or semitrailers without drivers. Establishments primarily engaged in renting or leasing, except finance leasing, of industrial trucks are classified in Industry 7359; those renting or leasing trucks with drivers are classified in Transportation, Industry Group 421; and those renting or leasing heavy construction and earth moving equipment are classified in Industry 7353. Establishments primarily engaged in finance leasing are classified in Finance, Major Group 61.

For large geographic areas, data are presented for the following subdivisions of this classification:

1. Truck rental, without drivers.
2. Truck leasing, except finance leasing.

Passenger car rental (SIC 7514). Establishments primarily engaged in short-term rental of passenger cars without drivers. Data for separate automotive rental offices or concessions (e.g., airport locations) in the same metropolitan area, for which a common fleet of cars is maintained, are merged and not considered as separate establishments. Establishments primarily engaged in renting automobiles with drivers are classified in Transportation, Industry 4119.

Passenger car leasing (SIC 7515). Establishments primarily engaged in extended-term leasing of passenger cars without drivers. These establishments may or may not provide maintenance of vehicles as part of the lease contract. Establishments primarily engaged in renting automobiles with drivers are classified in Transportation, Industry 4119. Establishments primarily engaged in finance leasing are classified in Finance, Major Group 61.

Utility trailer and recreational vehicle rental (SIC 7519).

Establishments primarily engaged in daily or extended-term rental of utility trailers and recreational vehicles. Establishments primarily engaged in renting motorcycles, bicycles, golf carts, gocarts, or recreational boats are classified in Industry 7999, and those engaged in renting airplanes are classified in Industry 7359. Establishments primarily engaged in the rental of mobile homes on site are classified in Real Estate, Industry 6515.

Automobile parking (SIC 7521).

Establishments primarily engaged in the temporary parking of automobiles usually on an hourly, daily, or monthly contract or fee basis. Excluded are municipal parking lots and lots operated by establishments or institutions primarily engaged in other activities (e.g., department stores, hospitals, restaurants). Valet parking is classified in Industry 7299. Establishments primarily engaged in extended or dead storage of automobiles are classified in Transportation, Industry 4226.

For large geographic areas, data are presented for the following subdivisions of this classification:

1. Parking lots.
2. Parking structures.

Top, body, and upholstery repair shops and paint shops (SIC 7532).

Establishments primarily engaged in the repair of automotive tops, bodies, and interiors, or automotive painting and refinishing. Also included in the industry are establishments primarily engaged in customizing automobiles, trucks, and vans, except on a factory basis. Those engaged in customizing automobiles, trucks, and vans on a factory basis are classified in Manufacturing, Industry Group 371.

For large geographic areas, data are presented for the following subdivisions of this classification:

1. Top and body repair shops.
2. Paint shops.

Automotive exhaust system repair shops (SIC 7533).

Establishments primarily engaged in the installation, repair, or sale and installation of automotive exhaust systems. The sale of mufflers, tailpipes, and catalytic converters is considered to be incidental to the installation of these products.

Tire retreading and repair shops (SIC 7534).

Establishments primarily engaged in repairing and retreading automotive tires. Establishments classified here may either retread customers' tires or retread tires for sale or exchange to the user or the trade.

Automotive glass replacement shops (SIC 7536). Establishments primarily engaged in the installation, repair, or sale and installation of automotive glass. The sale of the glass is considered incidental to the replacement.

Automotive transmission repair shops (SIC 7537). Establishments primarily engaged in the installation, repair, or sale and installation of automotive transmissions. The sale of transmissions and related parts is considered incidental to transmission installation or repair.

General automotive repair shops (SIC 7538). Establishments primarily engaged in general automotive repair, such as engine repair shops (except industrial truck engines), general repair and service garages, and diesel engine repair shops. Establishments primarily engaged in specialized repair of individual engine components, not elsewhere classified, are classified in Industry 7539. Establishments primarily engaged in repair of motorcycles are classified in Industry 7699.

For large geographic areas, data are presented for the following subdivisions of this classification:

1. General automotive repair shops, except diesel.
2. Diesel repair shops.

Automotive repair shops, n.e.c. (SIC 7539). Establishments primarily engaged in specialized automotive repair, not elsewhere classified, such as fuel service (carburetor repair), brake relining, front-end and wheel alignment, and radiator repair. Establishments primarily engaged in automotive welding are classified in Industry 7692.

For large geographic areas, data are presented for the following subdivisions of this classification:

1. Radiator repair.
2. Brake, front end, and wheel alignment.
3. Carburetor repair shops.
4. Automotive electrical repair shops.
5. Other automotive repair shops, n.e.c. Establishments primarily engaged in specialized automotive repairs, not elsewhere classified, such as frame repair, piston ring service and repair, speedometer repair, and heater and air-conditioning repair.

Carwashes (SIC 7542). Establishments primarily engaged in washing, waxing, and polishing motor vehicles or furnishing facilities for the self-service washing of motor vehicles.

Automotive services, except repair and carwashes (SIC 7549). Establishments primarily engaged in furnishing automotive services, except repair and carwashes, such as lubricating service, towing service, diagnostic service, undercoating service, and inspection service.

For large geographic areas, data are presented for the following subdivisions of this classification:

1. Lubrication shops.
2. Towing services.
3. Other automotive services, n.e.c.

Miscellaneous Repair Services (SIC Major Group 76)

This group includes establishments primarily engaged in miscellaneous repair services, not elsewhere classified. Repair departments of retail dealers or manufacturers are not included unless operated as separate establishments and reported as such. This group does not include some repair services of which the more important are: repair to structures (classified in Construction); garment and shoe repair (classified in Major Group 72); automotive repair services (classified in Major Group 75); electronic computer and computer peripheral equipment repair services (classified in Industry 7378); ship and boat repair (classified in Manufacturing); and railroad repair (classified in Manufacturing).

Radio and television repair shops (SIC 7622). Establishments primarily engaged in repairing radios, televisions, phonographs, stereo equipment, and tape recorders. Also included are establishments engaged in installing and repairing television, amateur, and citizens' band antennas, and those engaged in installing and servicing similar equipment in homes, offices, boats, automobiles, or other vehicles. Establishments primarily engaged in installation, repair, or maintenance of radio and television broadcast transmitting antennas and towers are classified in Construction. Repair departments of radio and television dealers are not included here unless operated and reported as separate establishments.

Refrigeration and air-conditioning service and repair shops (SIC 7623). Establishments primarily engaged in servicing and repairing household and commercial electrical refrigerators and air-conditioning and refrigeration equipment. Establishments primarily engaged in servicing and repairing gas refrigeration equipment are classified in Industry 7699, and those repairing automotive air-conditioning equipment are classified in Industry 7539. Establishments primarily engaged in installing refrigeration and air-conditioning systems are classified in Construction.

Electrical and electronic repair shops, n.e.c. (SIC 7629). Establishments primarily engaged in servicing and repairing electrical and electronic equipment, not elsewhere classified, such as electrical household appliances (washing machines, vacuum cleaners, irons, toasters, etc.) and electrical and electronic industrial equipment. Electrical contractors and electrical shops engaged primarily in house wiring are included in Construction, Industry 1731. The repair of electric motors is classified in Industry 7694. Repair of electronic computers and computer peripheral equipment is classified in Industry 7378.

Watch, clock, and jewelry repair (SIC 763). Establishments primarily engaged in the repair of watches, clocks, or jewelry. Establishments primarily engaged in assembling watches from purchased parts are classified in Manufacturing, Industry 3873.

Reupholstery and furniture repair (SIC 764). Establishments primarily engaged in furniture reupholstery and repair. Establishments primarily engaged in selling upholstery materials, making slipcovers and draperies to order, or in upholstering new frames to individual order are classified in Retail Trade, as are establishments making furniture and cabinets on a custom basis.

Welding repair (SIC 7692). Establishments primarily engaged in repair work by welding, including automotive welding. Welding in connection with the manufacture of a product is classified in Manufacturing. Welding contractors doing welding work at construction sites are classified in Construction, Industry 1799.

Armature rewinding shops (SIC 7694). Establishments primarily engaged in rewinding armatures and rebuilding or repairing electric motors. Establishments classified here may either repair customers' equipment or repair their own equipment for sale or exchange to users or to the trade. Establishments primarily engaged in the repair of electrical appliances are classified in Industry 7629.

Repair shops and related services, n.e.c. (SIC 7699). Establishments primarily engaged in specialized repair services, not elsewhere classified, such as farm machinery and equipment repair; lawnmower, saw, knife, and tool sharpening and repair; bicycle repair; lock and gun repair; musical instrument repair; and the repair of typewriters. Repair services which involve primarily electrical or electronic equipment or components are classified in Industry 7629; however, primarily mechanical repair of electrically powered equipment, such as electric sewing machine repair, is included here.

For large geographic areas, data are presented for the following subdivisions of this classification:

1. Farm machinery and equipment repair.
2. Lawnmower and other small gasoline engine repair. Establishments primarily engaged in saw, knife, and tool sharpening are also included here.
3. Sewer and septic tank cleaning services. Establishments primarily engaged in cleaning or repairing sewers and septic tanks. Establishments which install septic tanks are classified in Construction.
4. Other repair and related services, n.e.c. Establishments primarily engaged in specialized repair services, not elsewhere classified, such as aircraft flight instrument repair (except electrical), blacksmith shops, bicycle repair, boiler repair, photographic equipment repair,

dental instrument repair, furnace and chimney cleaning, gunsmith shops, key duplicating shops, motorcycle repair, musical instrument tuning and repair, taxidermists, typewriter repair, umbrella repair, and venetian blind repair.

Motion Pictures (SIC Major Group 78)

This group includes establishments producing and distributing motion pictures, exhibiting motion pictures in commercially operated theaters, and furnishing services to the motion picture industry. The term "motion pictures" includes similar productions for television or other media using film, tape, or other means.

Motion picture and video tape production (SIC 7812). Establishments primarily engaged in the production of theatrical and nontheatrical motion pictures and video tapes for exhibition or sale. Establishments engaged in both production and distribution of motion pictures are included here, as well as those engaged in the production of educational, industrial, and religious films. Establishments primarily engaged in motion picture and video tape reproduction are classified in Industry 7819.

For large geographic areas, data are presented for the following subdivisions of this classification:

1. Motion picture production, except for television.
2. Motion picture and tape production for television.

Services allied to motion picture production (SIC 7819). Establishments primarily engaged in performing auxiliary services to motion picture production, such as motion picture film processing, editing, and titling. Also included are casting bureaus, wardrobe and studio property rental, rental and repair of cameras and other motion picture equipment, stock footage film libraries, and television tape services (editing, transfers, etc.).

Motion picture and video tape distribution (SIC 7822). Establishments primarily engaged in the distribution (rental or sale) of theatrical and nontheatrical motion picture films or in the distribution of video tapes and disks, except to the general public. Establishments engaged in both distribution and production are classified in Industry 7812. Establishments primarily engaged in renting video tapes and disks to the general public are classified in Industry 7841, and those engaged in the sale of video tape and disks to individuals for personal or household use are classified in Retail Trade, Industry 5735.

For large geographic areas, data are presented for the following subdivisions of this classification:

1. Motion picture film exchanges.
2. Film and tape distribution for television.
3. Video tape wholesalers.

Services allied to motion picture distribution (SIC 7829). Establishments primarily engaged in performing auxiliary services to motion picture distribution, such as film delivery service, film purchasing and booking agencies, and film libraries.

Motion picture theaters, except drive-in (SIC 7832). Commercially operated theaters primarily engaged in the indoor exhibition of motion pictures.

Drive-in motion picture theaters (SIC 7833). Commercially operated theaters, commonly known as drive-in theaters, primarily engaged in the outdoor exhibition of motion pictures.

Video tape rental (SIC 7841). Establishments primarily engaged in renting recorded video tapes and disks to the general public for personal or household use. Establishments primarily engaged in renting video recorders and players are classified in Industry 7359. Establishments primarily engaged in selling recorded video tapes and disks to the general public are classified in Retail Trade, Industry 5735, and those engaged in the wholesale distribution of recorded video tapes and disks are classified in Industry 7822.

Amusement and Recreation Services, Except Motion Pictures (SIC Major Group 79)

This group includes establishments primarily engaged in providing amusement, recreation, or entertainment services, not elsewhere classified. Gambling businesses, where legal, are also included in this Major Group; however, combined gambling and lodging facilities with 25 guestrooms or more are classified in Industry 7011. Establishments primarily engaged in operating museums, art galleries, arboreta, and botanical and zoological gardens are classified in Major Group 84.

Dance studios, schools, and halls (SIC 791). Establishments primarily engaged in operating public dance halls or ballrooms, dance studios, and dance schools. Establishments primarily engaged in renting facilities used as dance halls or ballrooms are classified in Real Estate, Industry 6512.

Theatrical producers (except motion picture) and miscellaneous theatrical services (SIC 7922). Establishments primarily engaged in providing live theatrical presentations, such as road companies and summer theaters. This industry also includes services allied with theatrical presentations, such as casting agencies; booking agencies for plays, artists, and concerts; scenery, lighting, and other equipment services; and theatrical ticket agencies. Also included in this industry are producers of live and taped radio programs and commercials and producers of live television programs.

For large geographic areas, data are presented for the following subdivisions of this classification:

1. Producers of live theatrical productions. Stock or repertory companies, whether or not operating their own theaters, are included here. Establishments primarily engaged in producing shows for dinner theaters but not operating the food service are also included here. Dinner theaters operating food service are classified in Retail Trade, Industry 5812.
2. Producers of radio and television shows, except tape producers. Establishments primarily engaged in producing shows for live presentation on radio and television. Producers of motion picture and television tape are classified in Industry 7812 and producers of radio tape in the subgroup Other theatrical services.
3. Artists' and entertainers' managers or agents, concert bureaus, and booking agents.
4. Other theatrical services. Establishments engaged in theatrical services, not elsewhere classified, such as ticket agencies; theatrical, television, and radio employment agencies; theatrical equipment rental and design; and lighting. Radio show tape producers are included here.

Bands, orchestras, actors, and other entertainers and entertainment groups (SIC 7929). Establishments primarily engaged in providing entertainment other than live theatrical presentations. These establishments include bands, orchestras, and entertainers.

For large geographic areas, data are presented for the following subdivisions of this classification:

1. Dance groups and artists.
2. Symphony orchestras, opera companies, and chamber music organizations.
3. Other music groups and artists. Dance and stage bands, orchestras (except symphony or chamber), combos, quintets, soloists, and similar musical organizations, groups, and artists.
4. Other entertainers and entertainment groups. Entertainers other than dance bands, symphony orchestras, dance groups, or similar musical and dance organizations.

Bowling centers (SIC 7933). Establishments primarily engaged in providing facilities for bowling.

Professional sports clubs and promoters (SIC 7941). Operators and promoters of professional and semiprofessional athletic clubs, promoters of athletic events, and managers of individual professional athletes. Receipts from radio or television broadcasts, from sales of players, from concession operators, and from noncustomer sources are not included in the total receipts for the activities

classified here. Establishments primarily engaged in renting stadiums and athletic fields to sports promoters and clubs are classified in Real Estate, Industry Group 651.

For large geographic areas, data are presented for the following subdivisions of this classification:

1. Baseball clubs.
2. Football clubs.
3. Other professional sports clubs.
4. Managers and promoters.

Racing, including track operation (SIC 7948). Promoters and participants in racing activities, including racetrack operators, operators of racing stables, jockeys, racehorse trainers, and race car owners and operators. Establishments which own racetracks but do not engage in promotion of racing events, are classified in Real Estate, Industry Group 651. Stables and kennels primarily engaged in breeding or boarding horses and dogs are classified in Agriculture, Industry 0752.

For large geographic areas, data are presented for the following subdivisions of this classification:

1. Auto racetrack operation.
2. Horse racetrack operation.
3. Dog racetrack operation.
4. Racing stables and racing, n.e.c.

Physical fitness facilities (SIC 7991). Establishments primarily engaged in operating reducing and other health clubs, spas, and similar facilities featuring exercise and other active physical fitness conditioning, whether or not on a membership basis. Establishments providing aerobic dance and exercise classes are also included here. Sports and recreation clubs are classified in Industry 7997 if operated on a membership basis, and in Industry 7992 or 7999 if open to the general public. Health resorts and spas providing lodging are classified in Major Group 70. Establishments that promote physical fitness through diet control are classified in Industry 7299.

For large geographic areas, data are presented for the following subdivisions of this classification:

1. Physical fitness centers, except gymnasiums and athletic clubs.
2. Gymnasiums and athletic clubs.

Public golf courses (SIC 7992). Privately operated establishments primarily engaged in the operation of golf courses open to the general public on a fee basis. Municipally owned and operated golf courses are not included. Membership golf and country clubs are classified in Industry 7997. Miniature golf courses and golf driving ranges are classified in Industry 7999.

Coin-operated amusement devices (SIC 7993). Establishments primarily engaged in operating coin-operated amusement devices either in their own or in other places of business. Such amusement devices include juke boxes, pinball machines, mechanical games, video games, slot machines (where legal), and similar types of amusement equipment. The amusement devices may also be operated by bills. Amusement arcades and parlors are also included. Establishments primarily engaged in rental of such devices are classified in Industry 7359.

Amusement parks (SIC 7996). Establishments known as amusement parks, theme parks, kiddie parks, etc., which group together a number of attractions, such as mechanical rides, amusement devices, refreshment stands, and picnic grounds. Individual ride operators or concessionaires operating within the park are classified in Industry 7999, as are carnivals operating without a fixed exhibition site. Owners of the park grounds (who do not operate the amusement parks) are classified in Real Estate, Industry Group 651.

Membership sports and recreation clubs (SIC 7997). Sports and recreation clubs which maintain facilities for use only by members and their guests, such as country, golf, tennis, yacht, and swimming clubs. Such establishments are classified here regardless of the proportion of receipts derived from food or liquor sales. Membership organizations engaged in civic, social, or fraternal activities are classified in Industry 864. Physical fitness facilities are classified in Industry 7991.

Amusement and recreation services, n.e.c. (SIC 7999). Establishments primarily engaged in the operation of sports, amusement, and recreation services, not elsewhere classified, such as bathing beaches, swimming pools, and riding academies and schools. Membership sports and recreation clubs not open to the general public are classified in Industry 7997.

For large geographic areas, data are presented for the following subdivisions of this classification:

1. Concession operators of amusement devices and rides. Concession operators of mechanical rides or of amusement devices in amusement parks, carnivals, circuses, or fairs; or operators of independently operated rides or devices of this type.
2. Carnivals and circuses. Establishments operating a group of amusement, service, and/or retail units, generally known as carnivals, which do not have any fixed exhibition site; or companies engaged in the operation of circuses having acrobatic and animal shows and individual circus acts. Side shows are included here. Individual performers in circuses are classified in Other entertainers and entertainment groups, a subgroup of Industry 7929.
3. Fairs. Establishments primarily engaged in arranging and operating the exhibitions and related activities

usually associated with county, State, or similar fairs. Carnivals and side shows which are part of the fairs but which are independently owned and operated are included in the subgroup Carnivals and circuses. Other independently owned and operated amusement device and ride concessions are included in the subgroup Concession operators of amusement devices and rides.

4. Roller skating rinks.
5. Ice skating rinks.
6. Other amusement and recreation services, n.e.c. Establishments primarily engaged in the commercial operation of sports, amusement, and recreation services, not elsewhere classified. Included are establishments engaged in instruction of sports or recreational activities, such as baseball, bridge, golf, judo, karate, skiing, swimming, and tennis. Also included are establishments renting articles for amusement and recreation, such as beach chairs and accessories, bicycles, golf carts, small boats and canoes, and saddle horses.

Other establishments in this classification include commercially operated bathing beaches, gambling establishments (where legal), golf driving ranges, miniature golf courses, riding academies and stables, shooting galleries, slot-car tracks, ski lifts, day camps, and establishments engaged in the commercial operation of swimming pools open to the general public for a fee. Municipally operated golf courses and swimming pools are excluded from this census. Privately owned tourist attractions, such as natural wonders or manmade exhibits, are included here. Museums, art galleries, and botanical and zoological gardens are included in Major Group 84.

Health Services (SIC Major Group 80)

This group includes establishments primarily engaged in furnishing medical, surgical, and other health services to persons. Associations or groups, such as Health Maintenance Organizations (HMO's), primarily engaged in providing medical or other health services to members are included but those which only provide insurance covering hospitalization or medical costs are classified in Insurance, Major Group 63. Hospices providing medical services are also included in this Major Group and are classified according to the primary service provided. Health care facilities were primarily coded based on self-designation. Where multiple levels of care were indicated but were not apparently separate operations, the facility was generally classified based on the highest level of care provided. Veterinarians are classified in Agriculture, Industry Group 074.

Offices and clinics of doctors of medicine (SIC 801). Establishments of licensed practitioners having the degree of M.D. and engaged in the practice of general or specialized medicine and surgery. General medical clinics (staffed by licensed practitioners having M.D. degree) are also classified here.

Associations of physicians formed solely for sharing expenses (including payroll) are also included here. Receipts are not applicable for these associations since their operations are funded by reimbursements from member firms, and these funds are not considered operating receipts for medical services provided. However, their payroll and employment data are included in statistics presented for this category.

For large geographic areas, data are presented for the following subdivisions of this classification:

1. Offices of doctors of medicine. Includes offices as well as group clinics owned and operated by physicians for the purpose of carrying on their profession.
2. General medical clinics. Includes clinics not owned and operated by physicians associated for the purpose of carrying on their profession.

Offices and clinics of dentists (SIC 802). Establishments of licensed practitioners having the degree of D.D.S. (or D.D. Sc.) or D.M.D. and engaged in the practice of general or specialized dentistry, including dental surgery. Dental clinics are also classified here.

For large geographic areas, data are presented for the following subdivisions of this classification:

1. Offices of dentists. Includes offices as well as group clinics owned and operated by dentists associated for the purpose of carrying on their profession.
2. Dental clinics. Includes clinics not owned and operated by dentists associated for the purpose of carrying on their profession.

Offices and clinics of doctors of osteopathy (SIC 803). Establishments of licensed practitioners having the degree of D.O. and engaged in the practice of general or specialized osteopathic medicine and surgery.

For large geographic areas, data are presented for the following subdivisions of this classification:

1. Offices of osteopathic physicians.
2. Osteopathic clinics.

Offices and clinics of chiropractors (SIC 8041). Establishments of licensed practitioners having the degree of D.C. and engaged in the practice of chiropractic medicine.

Offices and clinics of optometrists (SIC 8042). Establishments of licensed practitioners having the degree of O.D. and engaged in the practice of optometry. Establishments where receipts are primarily from the sale of optical goods prescribed as a result of eye examinations performed at another establishment are classified in Retail Trade, Industry 5999.

Offices and clinics of podiatrists (SIC 8043). Establishments of licensed practitioners having the degree of D.P. and engaged in the practice of podiatry.

Offices and clinics of health practitioners, n.e.c. (SIC 8049). Establishments of health practitioners engaged in practice in health fields, not elsewhere classified, such as acupuncturists, midwives, nutritionists, physical and occupational therapists, and psychologists.

Skilled nursing care facilities (SIC 8051). Establishments primarily engaged in providing inpatient nursing and rehabilitative services to patients who require continuous health care but not hospital services. Care must be ordered by and under the direction of a physician. The staff must include a licensed nurse on duty continuously with a minimum of one full-time registered nurse on duty during each day shift. Included are establishments certified to deliver skilled nursing care under the Medicare and Medicaid programs.

Intermediate care facilities (SIC 8052). Establishments primarily engaged in providing inpatient nursing and rehabilitative services but not on a continuous basis. Staffing must include 24-hour per day personnel with a licensed nurse on duty full-time during each day shift. At least once a week, consultation with a registered nurse on the delivery of care is required. Included are facilities certified to deliver intermediate care under the Medicaid program.

Nursing and personal care facilities, n.e.c. (SIC 8059). Establishments primarily engaged in providing some nursing and/or health-related care to patients who do not require the degree of care and treatment that a skilled or intermediate care facility is designed to provide. Included are rest homes, convalescent homes, and other institutions where health care is a major element. Residential facilities, such as homes for the retarded and the elderly which provide personal care but where health care is incidental, are classified in Industry 8361.

General medical and surgical hospitals (SIC 8062). Establishments primarily engaged in providing general medical and surgical services and other hospital services. Specialty hospitals are classified in Industries 8063 and 8069.

Psychiatric hospitals (SIC 8063). Establishments primarily engaged in providing diagnostic medical services and inpatient treatment for the mentally ill. Establishments known as hospitals and primarily engaged in providing health care for the mentally retarded are classified in Industry 8051.

Specialty hospitals, except psychiatric (SIC 8069). Establishments primarily engaged in providing diagnostic services, treatment, and other hospital services for specialized categories of patients, except for the mentally ill.

Medical laboratories (SIC 8071). Establishments primarily engaged in providing professional analytic or diagnostic services to the medical profession or to the patient as

prescribed by a physician. Laboratories engaged in the manufacture of medical or pharmaceutical products are classified in Manufacturing. Laboratories engaged in commercial medical research are classified in Industry 8731, and those engaged in noncommercial medical research are classified in Industry 8733.

Dental laboratories (SIC 8072). Establishments primarily engaged in making dentures, artificial teeth, and orthodontic appliances to order for the dental profession. The manufacture of teeth other than to order is classified in Manufacturing. Establishments providing dental X-ray laboratory services are classified in Industry 8071.

Home health care services (SIC 8082). Establishments primarily engaged in providing skilled nursing or medical care in the home under supervision of a medical doctor. Establishments of registered or practical nurses engaged in the independent practice of their profession are classified in Industry 8049, and nurses' registries are classified in Industry 7361. Establishments primarily engaged in selling health care products for personal or household consumption are classified in Retail Trade, and those engaged in renting or leasing products for health care are classified in Industry 7352.

Kidney dialysis centers (SIC 8092). Establishments primarily engaged in providing kidney or renal dialysis services.

Specialty outpatient facilities, n.e.c. (SIC 8093). Establishments primarily engaged in outpatient care of a specialized nature, such as alcohol and drug treatment, birth control/family planning, etc., with permanent facilities and with medical staff to provide diagnosis, treatment, or both for patients who are ambulatory but do not require inpatient care.

Health and allied services, n.e.c. (SIC 8099). Establishments primarily engaged in providing health and allied services, n.e.c., such as blood banks, blood donor stations, childbirth preparation classes, medical photography and art, and oxygen tent services. Establishments of registered or practical nurses in independent practice are classified in Industry 8049. Ambulance services are classified in Transportation, Industry 4119.

Legal Services (SIC Major Group 81)

This group includes establishments which are headed by members of the bar and are engaged in offering legal advice or legal services. Nonprofit legal services (including legal aid societies) are classified here. Associations of lawyers formed solely for the sharing of expenses (including payroll) and not for the purpose of jointly practicing their profession are also included. Receipts are not applicable for these associations since their operations are funded by reimbursements from member firms, and these

funds are not considered operating receipts for legal services provided. However, their payroll and employment data are included in statistics presented for this category.

Selected Educational Services (SIC's 823, 824, 829)

This group includes libraries as well as establishments furnishing formal courses through correspondence, commercial, and trade schools. Elementary and secondary schools (Industry 8211); colleges, universities, and professional schools (Industry 8221); and junior colleges and technical institutes (Industry 8222) are out of scope of the census.

Libraries (SIC 823). Establishments primarily engaged in providing library services, including the circulation of books and other materials for reading, study, and reference.

Data processing schools (SIC 8243). Establishments primarily engaged in offering training in data processing (including data keying), computer programming, and in computer and peripheral equipment operation, maintenance, and repair.

Business and secretarial schools (SIC 8244). Establishments primarily engaged in offering courses in business machine operation, office procedures, and secretarial and stenographic skills.

Vocational schools, n.e.c. (SIC 8249). Establishments primarily engaged in offering specialized vocational courses, not elsewhere classified but not academic training. This industry includes apprentice training, aviation schools, commercial art schools, and practical nursing schools. Schools for the instruction of beauticians are classified in Industry 7231, and barber schools are classified in Industry 7241. Establishments primarily engaged in offering educational courses by mail are included here.

Schools and educational services, n.e.c. (SIC 829). Establishments primarily engaged in offering specialized educational courses and services, not elsewhere classified, such as music schools, drama schools, language schools, student exchange programs, and civil service and other short-term examination preparatory schools. Vocational counseling (excluding rehabilitation) is also included here. Educational testing is included in Industry 8748. Establishments primarily engaged in operating dance schools are classified in Industry 7911; those providing rehabilitation counseling are classified in Industry 8331; and those providing sports instruction in Industry 7999.

Social Services (SIC Major Group 83)

This group includes establishments providing social services and rehabilitation services to those persons with social or personal problems requiring special services and to the physically challenged and the disadvantaged. Also

included are organizations soliciting funds to be used directly for these and related services, as well as community development and planning agencies. Government offices involved with the delivery of such services are out of scope of the census.

Individual and family social services (SIC 832). Establishments primarily engaged in providing one or more of a variety of individual and family social, counseling, welfare, or referral services, including refugee, disaster, and temporary relief services.

Job training and vocational rehabilitation services (SIC 833). Establishments primarily engaged in providing training, work experience, and vocational rehabilitation services for the unemployed, the underemployed, the physically challenged, and to persons who have a job market disadvantage because of lack of education or experience, skill obsolescence, or personal characteristics or problems. Included are upgrading and job development services, skill training, world-of-work orientation, and vocational rehabilitation counseling. Union apprentice training schools are classified in Industry 8249.

Child day care services (SIC 835). Establishments primarily engaged in care of infants or children, or in providing prekindergarten education, where medical care or delinquency correction is not a major element. These establishments may or may not have substantial educational programs and may care for older children when they are not in school. Establishments providing babysitting services are classified in Industry 7299. Head start centers operating in conjunction with elementary schools are classified in Industry 8211.

Residential care (SIC 836). Establishments primarily engaged in the provision of residential social and personal care for children, the elderly, and special categories of persons with some limits on ability for self-care but where medical care is not a major element. Included here are group foster homes; halfway group homes; homes for the retarded, the elderly, the deaf, and the blind; juvenile correctional homes; rehabilitation (residential) centers; and children's boarding homes. Boarding schools providing elementary and secondary education are classified in Industry 8211.

Social services, n.e.c. (SIC 839). Establishments primarily engaged in providing social services, not elsewhere classified, including community improvement, social change, and neighborhood development. Also included are organizations primarily engaged in soliciting contributions on their own account and administering appropriations and allocating funds among other agencies engaged in social welfare services; establishments primarily engaged in the prevention of criminal or antisocial behavior; and regional social service planning agencies. Establishments which raise funds on a contract basis are classified in Industry 7389. Civic, social, fraternal, and political organizations are included

in Major Group 86. Industrial development consulting and planning is classified in Industry 8748. Philanthropic trusts and foundations which are not actually engaged in providing social welfare services are classified in Finance, Industry 6732.

Museums, Art Galleries, and Botanical and Zoological Gardens (SIC Major Group 84)

This major group includes commercial and noncommercial museums, art galleries, arboreta, and botanical and zoological gardens.

Museums and art galleries (SIC 8412). Establishments primarily engaged in the commercial or noncommercial operation of museums and art galleries. Historical, cultural, and educational societies whose functions are primarily providing attractions for the public are included here. Art galleries or art dealers primarily selling to the general public are classified in Retail Trade, Industry 5999.

Arboreta and botanical or zoological gardens (SIC 8422). Establishments primarily engaged in the commercial or noncommercial operation of arboreta and botanical and zoological gardens.

Selected Membership Organizations (SIC's 861, 862, 864, 869)

This group includes organizations operating on a membership basis for the promotion of the interests of their members. Also included are organizations which are not operated on a membership basis but which promote the interests of a constituency or group of supporters. This group does not include business establishments operated by membership organizations, such as hotels open to the general public, golf and country clubs, fraternity and sorority houses, and credit unions. Such establishments are classified according to their primary activity.

Establishments of religious organizations operated for worship or for promotion of religious activities, such as churches, convents, and religious schools and missions, are classified in Industry 8661 and are out of scope of the census. Also excluded are Labor unions and similar labor organizations (Industry 8631) and Political organizations (Industry 8651).

Business associations (SIC 861). Membership organizations engaged in promoting business interests of their members, such as better business bureaus, boards of trade, chambers of commerce, industrial standards committees, merchants' associations, real estate boards, and trade associations. Membership organizations formed to carry out a specific business function, such as common marketing of crops or joint advertising, are classified according to the function performed.

Professional membership organizations (SIC 862). Membership organizations of professional persons formed for the advancement of the interests of their profession, such as bar associations, engineering associations, and scientific membership organizations.

Civic, social, and fraternal associations (SIC 864).

Membership organizations engaged in civic, social, or fraternal activities, such as alumni associations, citizens' associations, fraternities, scout organizations, singing societies, university clubs, veterans' organizations, youth associations, and consumer education and public advocacy groups (except organizations primarily engaged in research). Bars and restaurants owned and operated by organizations for use by members and guests only are also classified here. Hotels and lodging houses operated by organizations for use by members and their guests only, including fraternity and sorority houses, are classified in Industry 7041. Membership sports and recreation clubs are classified in Industry 7997. Homeowner, tenant, and condominium associations primarily engaged in managing real estate are classified in Real Estate, Industry 6531.

Membership organizations, n.e.c. (SIC 869). Membership organizations, not elsewhere classified, such as athletic regulatory associations, automobile owners' associations, farm bureaus, historical clubs, and humane societies.

Engineering, Accounting, Research, Management, and Related Services (SIC Major Group 87)

This group includes establishments primarily engaged in providing engineering, architectural, and surveying services; accounting, auditing, and bookkeeping services; research, development, and testing services; and management and public relations services.

Engineering services (SIC 8711). Establishments primarily engaged in providing professional engineering services. Establishments primarily providing and supervising their own engineering staff on temporary contract to other firms are included here. Establishments providing engineering but not supervisory, personnel are classified in Industry 7363. Photogrammetric engineering services are classified in Industry 8713.

Architectural services (SIC 8712). Establishments primarily engaged in providing professional architectural services. Landscape architectural services are classified in Agriculture, Industry 0781. Establishments primarily engaged in providing graphic arts and related design services are classified in Industry 7336, and those providing drafting services are classified in Industry 7389.

Surveying services (SIC 8713). Establishments primarily engaged in providing professional land, water, and aerial surveying services.

Accounting, auditing, and bookkeeping services (SIC 8721). Establishments primarily engaged in furnishing accounting, bookkeeping, and related auditing services. These establishments may use data processing and tabulating techniques as part of providing their services. However,

establishments primarily engaged in providing data processing and tabulating services are classified in Industry 7374. Establishments providing income tax return preparation services, without also furnishing accounting, auditing, or bookkeeping services, are classified in Industry 7291.

Commercial physical and biological research (SIC 8731).

Establishments primarily engaged in physical and biological research and development on a contract or fee basis. Noncommercial research establishments (funded by endowments, grants, or contributions) are classified in Industry 8733. Separate establishments of aircraft, guided missile, or spacecraft manufacturers primarily engaged in research and development on these products are classified in Manufacturing, Major Group 37.

For large geographic areas, data are presented for the following subdivisions of this classification:

1. Commercial physical research.
2. Commercial medical and biological research.

Commercial economic, sociological, and educational research (SIC 8732).

Establishments primarily engaged in performing business, marketing, opinion, and other economic, sociological, and educational research on a contract or fee basis. Noncommercial research establishments (funded by endowments, grants, or contributions) are classified in Industry 8733.

Noncommercial research organizations (SIC 8733). Establishments primarily engaged in performing research into and dissemination of information for public health, education, or general welfare. These establishments primarily operate on funds from endowments, contributions, and grants. Establishments which fund such research, although the actual research may be contracted out to other establishments, are also classified here.

Testing laboratories (SIC 8734). Establishments primarily engaged in providing testing services. Establishments performing clinical laboratory testing for the medical profession are classified in Industry 8071.

Management services (SIC 8741). Establishments primarily engaged in furnishing general or specialized management services on a day to day basis and on a contract or fee basis. Establishments classified here do not provide operating staff. Management and operation of a business, where operating staff as well as management is provided, is classified according to the activity of the establishment managed. Construction management services are classified here.

Management consulting services (SIC 8742). Establishments primarily engaged in furnishing operating counsel and assistance to managements of private, nonprofit, and public organizations. These establishments generally perform a variety of activities, such as strategic and organizational planning; financial planning and budgeting; marketing objectives and policies planning; information systems

planning, evaluation, and selection; human resources policies and practices planning; and production scheduling and control planning.

Public relations services (SIC 8743). Establishments primarily engaged in the preparation of materials, written or spoken, which are designed to promote the interests of their clients by attempting to influence the general public or other groups.

Facilities support management services (SIC 8744).

Establishments primarily engaged in furnishing personnel to perform a range of services in support of the operations of other establishments, or those engaged in providing a number of different continuing services, on a contract or fee basis, within other establishments. Establishments which provide management and staff to operate a business are classified according to the type of activity of the business. Establishments primarily providing one specialized service are classified in the specialized industry. Establishments primarily supplying temporary or continuing help (except agricultural) are classified in Industry 7363. Establishments which provide management services only (except agricultural) are classified in Industry 8741. Computer facilities management is classified in Industry 7376.

Business consulting services, n.e.c. (SIC 8748). Establishments primarily engaged in furnishing business consulting services, not elsewhere classified, on a contract or fee basis. Included are agricultural, economic, educational, and systems engineering consultants as well as city planners and testing services (educational or personnel).

Services, Not Elsewhere Classified (SIC Major Group 89)

Establishments primarily providing services, not elsewhere classified, such as artists (excluding commercial and medical artists), authors, scientific consultants (working on their own account), inventors, lecturers, music arrangers, newspaper columnists, radio commentators, song writers, weather forecasters, and writers.

There is evidence that among small employer establishments (for which kind-of-business information is obtained from administrative records), many service establishments are classified incorrectly in this industry because there is insufficient information to determine the correct kind-of-business classification. Therefore, the published data probably overstate the number of establishments and level of activity for this category.

For large geographic areas, data are presented for the following subdivisions of this classification:

1. Scientific and related consulting services, except environmental.
2. Environmental consulting.
3. Authors, composers, and other arts-related services.
4. Other services, n.e.c.

Appendix B. **Sample Report Form and Instructions**

The sample report form and instructions are shown on the following pages.



Appendix C.

Kind-of-Business Titles and Reporting-Form Numbers

[Listed below are service industries kind-of-business titles and their corresponding reporting-form numbers. Requests for copies of any of these forms, including the inquiries used to classify establishments by kind of business, should be directed to the Services Division, Bureau of the Census, Washington, DC 20233]

SIC code	Title	Reporting form CB-	SIC code	Title	Reporting form CB-
70	HOTELS, ROOMING HOUSES, CAMPS, AND OTHER LODGING PLACES		73	BUSINESS SERVICES—Con.	
7011 pt.	Hotels, 25 guestrooms or more	7001	7377	Computer rental and leasing	7307
7011 pt.	Hotels, less than 25 guestrooms	7001	7378	Computer maintenance and repair	7307
7011 pt.	Motels, tourist courts	7001	7379 pt.	Computer consultants	7307
7011 pt.	Motor hotels	7001	7379 pt.	Miscellaneous computer services, n.e.c.	7307
702	Rooming and boarding houses	7002	7381 pt.	Detective agencies and guard services	7308
7032	Sporting and recreational camps	7002	7381 pt.	Armored car services	7308
7033	Recreational vehicle parks and campsites	7002	7382	Security systems services	7308
704	Organization hotels and lodging houses, on membership basis.	7002	7383	News syndicates	7308
			7384 pt.	Photofinishing laboratories, except "one-hour" (mini) labs	7303
			7384 pt.	"One-hour" (mini) photofinishing	7303
			7389 pt.	Sign painting shops	7308
			7389 pt.	Interior designing	7308
			7389 pt.	Telephone answering services	7308
			7389 pt.	Water softening and conditioning services	7308
			7389 pt.	Packaging and labeling services	7308
72	PERSONAL SERVICES				
7211	Power laundries, family and commercial	7201			
7212	Garment pressing, and agents for laundries and drycleaners	7201	7389 pt.	Trading stamp services	7308
7213	Linen supply	7201	7389 pt.	Convention and trade show services	7308
7215 pt.	Coin-operated laundries and drycleaning stores	7201	7389 pt.	Private mail centers	7308
7215 pt.	Coin-operated laundry routes	7201	7389 pt.	Miscellaneous business services, n.e.c.	7308
7216	Drycleaning plants, except rug cleaning	7201			
7217	Carpet and upholstery cleaning	7201	75	AUTOMOTIVE REPAIR, SERVICES, AND PARKING	
7218	Industrial launderers	7201	7513 pt.	Truck rental, without drivers	7501
7219	Laundry and garment services, n.e.c.	7201	7513 pt.	Truck leasing, except finance leasing	7501
722	Photographic studios, portrait	7303	7514	Passenger car rental	7501
723	Beauty shops	7202	7515	Passenger car leasing	7501
724	Barber shops	7202	7519	Utility trailer and recreational vehicle rental	7501
725	Shoe repair shops and shoeshine parlors	7202			
726	Funeral service and crematories	7202	7521 pt.	Parking lots	7502
7291	Tax return preparation services	7202	7521 pt.	Parking structures	7502
7299 pt.	Massage parlors, tanning salons, and saunas	7202	7532 pt.	Top and body repair shops	7503
7299 pt.	Diet and weight reducing services	7202	7532 pt.	Paint shops	7503
7299 pt.	Formal wear rental	7202	7533	Automotive exhaust system repair shops	7503
7299 pt.	Other personal services, n.e.c.	7202	7534	Tire retreading and repair shops	7503
			7536	Automotive glass replacement shops	7503
			7537	Automotive transmission repair shops	7503
			7538 pt.	General automotive repair shops, except diesel	7503
			7538 pt.	Diesel repair shops	7503
73	BUSINESS SERVICES				
7311	Advertising agencies	7301	7539 pt.	Radiator repair	7503
7312	Outdoor advertising services	7301	7539 pt.	Brake, front end, and wheel alignment	7503
7313 pt.	Radio and television advertising representatives	7301	7539 pt.	Carburetor repair shops	7503
7313 pt.	Publishers' advertising representatives	7301	7539 pt.	Automotive electrical repair shops	7503
7319	Advertising, n.e.c.	7301	7539 pt.	Other automotive repair shops, n.e.c.	7503
7322	Adjustment and collection services	7302	7542	Carwashes	7503
7323	Credit reporting services	7302	7549 pt.	Lubrication shops	7503
7331 pt.	Mailing list compilers, brokers, and managers	7303	7549 pt.	Towing services	7503
7331 pt.	Direct mail advertising services, except mailing list services	7303	7549 pt.	Other automotive services, n.e.c.	7503
7334 pt.	Blueprinting and photocopying services	7303			
7334 pt.	Duplicating services, except printing and photocopying	7303	76	MISCELLANEOUS REPAIR SERVICES	
7335	Commercial photography	7303	7622	Radio and television repair shops	7600
7336 pt.	Commercial art	7303	7623	Refrigeration and air-conditioning service and repair shops	7600
7336 pt.	Graphic arts and related design	7303	7629	Electrical and electronic repair shops, n.e.c.	7600
7338	Secretarial and court reporting services	7303	763	Watch, clock, and jewelry repair	7600
7342	Disinfecting and pest control services	7304	764	Reupholstery and furniture repair	7600
7349	Building cleaning and maintenance services, n.e.c.	7304	7692	Welding repair	7600
7352	Medical equipment rental and leasing	7305	7694	Armature rewinding shops	7600
7353 pt.	Rental and leasing of heavy construction equipment without operators	7305	7699 pt.	Farm machinery and equipment repair	7600
7353 pt.	Rental and leasing of heavy construction equipment with operators	7305	7699 pt.	Lawnmower and other small gasoline engine repair	7600
7359 pt.	Equipment rental, except rent-to-own	7305	7699 pt.	Sewer and septic tank cleaning services	7600
7359 pt.	Equipment leasing, except finance leasing	7305	7699 pt.	Other repair and related services, n.e.c.	7600
7359 pt.	Rent-to-own	7305			
7361	Employment agencies	7306	78	MOTION PICTURES	
7363 pt.	Temporary help supply	7306	7812 pt.	Motion picture production, except for television	7801
7363 pt.	Employee leasing	7306	7812 pt.	Motion picture and tape production for television	7801
7363 pt.	Other help supply services	7306	7819	Services allied to motion picture production	7801
7371	Computer programming services	7307	7822 pt.	Motion picture film exchanges	7801
7372	Prepackaged software	7307	7822 pt.	Film and tape distribution for television	7801
7373	Computer integrated systems	7307	7822 pt.	Video tape wholesalers	7801
7374	Computer processing and data preparation and processing services	7307	7829	Services allied to motion picture distribution	7801
7375	Information retrieval services	7307	7832	Motion picture theaters, except drive-in	7802
7376	Computer facilities management services	7307	7833	Drive-in motion picture theaters	7802
			7841	Video tape rental	7803

SIC code	Title	Reporting form CB-	SIC code	Title	Reporting form CB-
79	AMUSEMENT AND RECREATION SERVICES, EXCEPT MOTION PICTURES AND MUSEUMS		81	LEGAL SERVICES	
791	Dance studios, schools, and halls	7903	81 pt.	Offices of lawyers	8100
7922 pt.	Producers of live theatrical productions	7901	81 pt.	Legal aid societies and similar legal services	8100
7922 pt.	Producers of radio and television shows, except tape producers	7901	823, 4, 9	SELECTED EDUCATIONAL SERVICES	
7922 pt.	Artists' and entertainers' managers or agents, concert bureaus, and booking agents	7901		Libraries	8200
7922 pt.	Other theatrical services	7901	823	Data processing schools	8200
7929 pt.	Dance groups and artists	7901	8243	Business and secretarial schools	8200
7929 pt.	Symphony orchestras, opera companies, and chamber music organizations	7901	8244	Vocational schools, n.e.c.	8200
7929 pt.	Other music groups and artists	7901	8249	Schools and educational services, n.e.c.	8200
7929 pt.	Other entertainers and entertainment groups	7901	829		
7933	Bowling centers	7902	83	SOCIAL SERVICES	
7941 pt.	Baseball clubs	7902		Individual and family social services	8300
7941 pt.	Football clubs	7902	832	Job training and vocational rehabilitation services	8300
7941 pt.	Other professional sports clubs	7902	833	Child day care services	8300
7941 pt.	Managers and promoters	7902	835	Residential care	8300
7948 pt.	Auto racetrack operation	7902	836	Social services, n.e.c.	8300
7948 pt.	Horse racetrack operation	7902	839		
7948 pt.	Dog racetrack operation	7902	84	MUSEUMS, ART GALLERIES, AND BOTANICAL AND ZOOLOGICAL GARDENS	
7948 pt.	Racing stables and racing, n.e.c.	7902		Museums and art galleries	8400
7991 pt.	Physical fitness centers, except gymnasiums and athletic clubs	7903	8412	Arboreta and botanical or zoological gardens	8400
7991 pt.	Gymnasiums and athletic clubs	7903	8422		
7992	Public golf courses	7903	86	SELECTED MEMBERSHIP ORGANIZATIONS	
7993	Coin-operated amusement devices	7903		Business associations	8600
7996	Amusement parks	7902	861	Professional membership organizations	8600
7997	Membership sports and recreation clubs	7903	862	Civic, social, and fraternal associations	8600
7999 pt.	Concession operators of amusement devices and rides	7903	864	Membership organizations, n.e.c.	8600
7999 pt.	Carnivals and circuses	7903	869		
7999 pt.	Fairs	7903	87	ENGINEERING, ACCOUNTING, RESEARCH, MANAGEMENT, AND RELATED SERVICES	
7999 pt.	Roller skating rinks	7903		Engineering services	8701
7999 pt.	Ice skating rinks	7903	8711	Architectural services	8701
7999 pt.	Other amusement and recreation services, n.e.c.	7903	8712	Surveying services	8701
			8713	Accounting, auditing, and bookkeeping services	8702
80	HEALTH SERVICES		8721	Commercial physical research	8703
801 pt.	Offices of doctors of medicine	8001	8731 pt.	Commercial medical and biological research	8703
801 pt.	General medical clinics	8001	8732	Commercial economic, sociological, and educational research	8703
802 pt.	Offices of dentists	8002	8733	Noncommercial research organizations	8703
802 pt.	Dental clinics	8002	8734	Testing laboratories	8703
803 pt.	Offices of osteopathic physicians	8001	8741	Management services	8704
803 pt.	Osteopathic clinics	8001		Management consulting services	8704
8041	Offices and clinics of chiropractors	8001	8742	Public relations services	8704
8042	Offices and clinics of optometrists	8001	8743	Facilities support management services	8704
8043	Offices and clinics of podiatrists	8001	8744	Business consulting services, n.e.c.	8704
8049	Offices and clinics of health practitioners, n.e.c.	8001	8748		
8051	Skilled nursing care facilities	8003	89	SERVICES, N.E.C.	
8052	Intermediate care facilities	8003		Scientific and related consulting services, except environmental	8900
8059	Nursing and personal care facilities, n.e.c.	8003	8999 pt.	Environmental consulting	8900
8062	General medical and surgical hospitals	8004	8999 pt.	Authors, composers, and other arts-related services	8900
8063	Psychiatric hospitals	8004	8999 pt.	Other services, n.e.c.	8900
8069	Specialty hospitals, except psychiatric	8004			
8071	Medical laboratories	8005			
8072	Dental laboratories	8005			
8082	Home health care services	8006			
8092	Kidney dialysis centers	8006			
8093	Specialty outpatient facilities, n.e.c.	8006			
8099	Health and allied services, n.e.c.	8006			

Appendix D. Metropolitan Areas

(Titles and definitions shown for MSA's, CMSA's, and PMSA's are those established by the Office of Management and Budget, as of June 30, 1993)

COLORADO

Boulder-Longmont, CO PMSA—see Denver-Boulder-Greeley, CO CMSA

Colorado Springs, CO MSA
El Paso County, CO

Denver, CO PMSA—see Denver-Boulder-Greeley, CO CMSA

Denver-Boulder-Greeley, CO CMSA
Boulder-Longmont, CO PMSA
Boulder County, CO
Denver, CO PMSA
Adams County, CO

Denver-Boulder-Greeley, CO CMSA—Con.

Denver, CO PMSA—Con.
Arapahoe County, CO
Denver County, CO
Douglas County, CO
Jefferson County, CO
Greeley, CO PMSA
Weld County, CO

Fort Collins-Loveland, CO MSA
Larimer County, CO

Greeley, CO PMSA—see Denver-Boulder-Greeley, CO CMSA

Pueblo, CO MSA
Pueblo County, CO

Appendix E.

Percent of Receipts/Revenue Based on Administrative Records and Estimation for the State: 1992

Table E-1. **Firms Subject to Federal Income Tax**

[Includes only establishments with payroll. For meaning of abbreviations and symbols, and for more information on reliability of data, see introductory text. For explanation of terms and comparability of 1987 and 1992 censuses, see appendix A]

SIC code	Kind of business or operation	Percent of receipts —		SIC code	Kind of business or operation	Percent of receipts —	
		From administrative records ¹	Estimated ²			From administrative records ¹	Estimated ²
	Total	18.9	8.4	73	Business services—Con.		
70 ex. 704	Hotels, rooming houses, camps, and other lodging places (except membership lodging)	6.6	9.2	736	Personnel supply services	8.6	3.9
	Hotels and motels	5.8	9.0	7361	Employment agencies	47.5	11.2
7011	Hotels	3.4	9.0	7363	Help supply services	4.4	3.1
7011 pt.	Hotels, 25 guestrooms or more	3.2	9.0	7363 pt.	Temporary help supply	4.8	3.3
7011 pt.	Hotels, less than 25 guestrooms	13.7	3.9	7363 pt.	Help supply, except temporary	1.5	1.5
7011 pt.	Motels, motor hotels, and tourist courts	16.8	9.5	737	Computer programming, data processing, and other computer related services	8.5	8.1
7011 pt.	Motels, tourist courts	19.8	7.7	7371, 2, 3	Computer programming, prepackaged software, and integrated systems	9.6	5.9
7011 pt.	Motor hotels	9.2	13.7	7371	Computer programming services	2.6	4.0
702, 3	Other lodging places	31.1	14.1	7372	Prepackaged software	33.0	4.6
702	Rooming and boarding houses	11.9	70.6	7373	Computer integrated systems	1.0	12.2
703	Camps and recreational vehicle parks	32.9	8.6	7374, 5, 6	Data processing services	4.9	16.1
72	Personal services	23.5	8.7	7374, 5	Computer processing, information retrieval	5.1	16.9
721	Laundry, cleaning, and garment services	17.1	9.1	7376	Computer facilities management services8	1.1
7211	Power laundries, family and commercial*	14.7	21.3	7377, 8, 9	Computer rental and leasing, maintenance, and related services, n.e.c.	5.9	11.1
7213	Linen supply*	2.2	4.0	7377	Computer rental and leasing	—	10.6
7215	Coin-operated laundries and drycleaning	11.4	3.7	7378	Computer maintenance and repair	5.5	15.7
7216	Drycleaning plants, except rug cleaning*	24.2	14.3	7379	Computer related services, n.e.c.	12.9	5.2
7217	Carpet and upholstery cleaning	28.9	8.5	738	Miscellaneous business services	23.0	8.3
7218	Industrial launderers*	3.6	2.1	7381, 2	Detective agencies and protective services	16.8	9.2
7212, 9	Other laundry, cleaning, and garment services* ..	39.0	11.2	7381	Detective, guard, and armored car services	8.7	11.9
7212	Garment pressing, and agents for laundries and drycleaners	44.7	14.4	7382	Security systems services	36.8	2.6
7219	Laundry and garment services, n.e.c.*	34.2	8.5	7383	News syndicates	5.9	5.8
722	Photographic studios, portrait	26.6	6.1	7384	Photofinishing laboratories*	9.4	16.3
723, 4	Beauty and barber shops	30.1	5.9	7389 pt.	Business services, n.e.c.	27.7	6.9
723	Beauty shops	30.2	6.1	7389 pt.	Sign painting shops	35.7	9.4
724	Barber shops	28.6	.6	7389 pt.	Interior designing	53.0	9.6
725	Shoe repair shops and shoeshine parlors	26.0	7.4	7389 pt.	Telephone answering services	16.1	4.8
726	Funeral service and crematories	27.9	8.8	75	Other business services	26.2	6.7
729	Miscellaneous personal services	27.3	14.8	751	Automotive repair, services, and parking	18.4	5.0
7291	Tax return preparation services	35.4	2.3	7513	Automotive rental and leasing, without drivers	1.9	1.5
7299	Miscellaneous personal services, n.e.c.	24.8	18.6	7514, 5	Truck rental and leasing, without drivers	2.3	.9
73	Business services	13.9	7.2	7514	Passenger car rental and leasing	1.7	1.3
731	Advertising	15.8	8.9	7515	Passenger car rental	1.2	1.2
7311	Advertising agencies	11.7	10.5	7519	Passenger car leasing	32.0	9.6
7312	Outdoor advertising services	9.2	2.5	752	Utility trailer and recreational vehicle rental	2.1	23.5
7313	Radio, television, publishers' advertising representatives	65.7	3.0	753	Automobile parking	3.4	2.6
7319	Advertising, n.e.c.	15.8	10.5	7532	Automotive repair shops	27.3	6.7
732	Consumer credit reporting agencies, mercantile reporting agencies, and adjustment and collection agencies	18.3	4.0	7532 pt.	Top, body, and upholstery repair shops and paint shops	23.5	5.0
7322	Adjustment and collection services	23.4	5.0	7532 pt.	Top and body repair shops	21.1	3.4
7323	Credit reporting services	8.2	2.0	7538	Paint shops	54.3	25.8
733	Mailing, reproduction, commercial art and photography, and stenographic services	23.9	4.7	7538 pt.	General automotive repair shops	32.0	7.1
7331	Direct mail advertising services	12.7	3.7	7538 pt.	General automotive repair shops, except diesel	33.2	7.8
7334	Photocopying and duplicating services	18.7	3.9	7538 pt.	Diesel repair shops	23.5	2.9
7335, 6	Commercial photography, art, and graphics	33.6	3.2	7539 pt.	Other automotive repair shops	23.1	7.8
7335	Commercial photography	32.6	4.1	7539 pt.	Automotive exhaust system repair shops	18.0	2.5
7336	Commercial art and graphic design	34.0	2.9	7539 pt.	Tire retreading and repair shops	16.5	6.7
7338	Secretarial and court reporting services	35.6	14.4	7539 pt.	Automotive glass replacement shops	17.8	14.5
734	Services to dwellings and other buildings	36.2	5.7	7539 pt.	Automotive transmission repair shops	29.6	5.9
7342	Disinfecting and pest control services	24.3	3.3	7539 pt.	Automotive repair shops, n.e.c.	29.7	4.5
7349	Building cleaning and maintenance services, n.e.c.	37.2	5.9	7539 pt.	Radiator repair	40.6	2.2
735	Miscellaneous equipment rental and leasing	12.8	5.8	754	Brake, front end, and wheel alignment	31.5	.4
7352	Medical equipment rental and leasing	8.5	11.8	7542	Automotive electrical and fuel system services	17.8	1.7
7353	Heavy construction equipment rental and leasing ..	24.3	10.6	7549	Other automotive repair shops, n.e.c.	26.6	42.2
7359	Equipment rental and leasing, n.e.c.	12.4	3.9		Automotive services, except repair	25.0	6.6
					Carwashes	33.5	8.5
					Automotive services, except repair and carwashes	20.3	5.5

See footnotes at end of table.

Table E-1. Firms Subject to Federal Income Tax – Con.

[Includes only establishments with payroll. For meaning of abbreviations and symbols, and for more information on reliability of data, see introductory text. For explanation of terms and comparability of 1987 and 1992 censuses, see appendix A]

SIC code	Kind of business or operation	Percent of receipts –		SIC code	Kind of business or operation	Percent of receipts –	
		From administrative records ¹	Estimated ²			From administrative records ¹	Estimated ²
76	Miscellaneous repair services -----	33.1	8.2	80	Health services -----	26.4	7.1
762	Electrical repair shops -----	29.0	8.9	801	Offices and clinics of doctors of medicine -----	29.0	6.7
7622	Radio and television repair shops -----	43.0	6.7	8011 pt.	Offices of doctors of medicine -----	30.6	6.9
7623, 9	Other electrical and electronic repair shops -----	26.3	9.3	8011 pt.	General medical clinics -----	3.5	4.1
7623	Refrigeration and air-conditioning service and repair shops -----	34.6	1.2	802	Offices and clinics of dentists -----	41.3	2.7
7629	Electrical and electronic repair shops, n.e.c. ---	24.9	10.6	803	Offices and clinics of doctors of osteopathy -----	44.9	5.1
763	Watch, clock, and jewelry repair -----	33.0	6.6	804	Offices and clinics of other health practitioners ----	39.3	5.4
764	Reupholstery and furniture repair -----	42.7	10.6	8041	Offices and clinics of chiropractors -----	45.8	5.4
				8042	Offices and clinics of optometrists -----	32.8	8.8
769	Miscellaneous repair and related services -----	34.7	7.6	8043	Offices and clinics of podiatrists -----	42.7	5.5
7692	Welding repair -----	66.5	2.0	8049	Offices and clinics of health practitioners, n.e.c. --	37.2	2.9
7694	Armature rewinding shops -----	20.5	4.1	805	Nursing and personal care facilities -----	2.9	10.9
7699	Repair shops and related services, n.e.c. -----	33.2	8.7	8051	Skilled nursing care facilities -----	2.2	9.9
				8052	Intermediate care facilities -----	7.3	12.4
				8059	Nursing and personal care facilities, n.e.c. -----	26.1	53.6
				806	Hospitals -----	–	4.5
				8062	General medical and surgical hospitals -----	(D)	(D)
				8063, 9	Specialty hospitals -----	(D)	(D)
78, 79, 84	Amusement and recreation services, including motion pictures and museums -----	11.7	9.3	807, 8, 9	Other health services -----	18.3	15.1
781, 2	Motion picture production, distribution, and services --	2.8	5.4	807	Medical and dental laboratories -----	21.8	10.5
				8071	Medical laboratories -----	15.8	12.1
783	Motion picture theaters -----	2.4	8.5	8072	Dental laboratories -----	42.8	4.8
7832	Motion picture theaters, except drive-in -----	2.4	8.8	808	Home health care services -----	14.1	7.4
7833	Drive-in motion picture theaters -----	–	–	809	Miscellaneous health and allied services, n.e.c. ---	17.4	25.1
				8092	Kidney dialysis centers -----	1.4	1.9
				8093	Specialty outpatient facilities, n.e.c. -----	17.5	35.2
				8099	Health and allied services, n.e.c. -----	31.5	13.2
				81	Legal services -----	29.4	4.9
784	Video tape rental -----	23.2	7.7	823, 4, 9	Selected educational services -----	16.9	5.7
				823	Libraries -----	(D)	(D)
792	Theatrical producers (except motion picture), bands, orchestras, and entertainers -----	14.1	6.6	824	Vocational schools -----	9.0	6.0
7922	Theatrical producers (except motion picture) and miscellaneous theatrical services -----	20.9	6.0	829	Schools and educational services, n.e.c. -----	(D)	(D)
7929	Bands, orchestras, actors, and other entertainers and entertainment groups -----	11.0	6.9	83	Social services -----	23.6	9.5
				835	Child day care services -----	20.9	5.1
793	Bowling centers -----	16.6	7.7	832, 3, 6, 9	Other social services -----	25.8	13.1
				87 ex. 8733	Engineering, accounting, research, management, and related services (except noncommercial research organizations) -----	18.4	13.0
79 ex. 792, 3; 84	Commercial sports and other amusement and recreation services, including museums -----	12.6	10.2	871	Engineering, architectural, and surveying services --	15.8	10.2
794	Commercial sports -----	12.2	3.5	8711	Engineering services -----	13.8	12.0
7941	Professional sports clubs, managers, promoters -----	13.8	2.2	8712	Architectural services -----	25.0	1.8
7948	Racing, including track operation -----	10.8	4.5	8713	Surveying services -----	24.3	2.3
79 ex. 792, 3, 4; 84	Other amusement and recreation services, including museums -----	12.6	11.0	872	Accounting, auditing, and bookkeeping services ----	35.3	13.5
791	Dance studios, schools, and halls -----	25.5	6.8	873 ex. 8733	Research, development, and testing services (except noncommercial research organizations) ---	6.1	9.0
7991	Physical fitness facilities -----	13.0	7.5	8731	Commercial physical and biological research -----	3.8	7.4
7992	Public golf courses -----	4.1	11.5	8732	Commercial economic, sociological, and educational research -----	11.6	11.6
7993	Coin-operated amusement devices -----	26.0	20.6	8734	Testing laboratories -----	5.0	9.9
7996	Amusement parks -----	–	7.8	874	Management and public relations services -----	18.7	19.0
7997	Membership sports and recreation clubs -----	14.2	14.4	8741	Management services -----	11.2	28.0
7999, 84	Amusement and recreation services, including museums, n.e.c. -----	12.3	10.8	8742	Management consulting services -----	26.6	15.3
7999 pt.	Concession operators of amusement devices and rides -----	16.8	5.3	8743	Public relations services -----	26.2	4.4
7999 pt., 84	Carnivals, circuses, and fairs -----	14.1	–	8744	Facilities support management services -----	–	14.8
	Other recreation and amusements, including museums -----	12.2	10.9	8748	Business consulting services, n.e.c. -----	58.8	12.9
				89	Services, n.e.c. -----	26.6	11.2

¹Includes receipts information obtained from administrative records of other Federal agencies.

²Includes receipts information which was imputed based on historic company ratios or administrative records or on industry averages.

Table E-2. Firms Exempt From Federal Income Tax

[Includes only establishments with payroll. For meaning of abbreviations and symbols, and for more information on reliability of data, see introductory text. For explanation of terms and comparability of 1987 and 1992 censuses, see appendix A]

SIC code	Kind of business or operation	Percent of revenue —		SIC code	Kind of business or operation	Percent of revenue —	
		From administrative records ¹	Estimated ²			From administrative records ¹	Estimated ²
	Total	5.3	3.0	823, 4, 9	Selected educational services	19.2	4.8
7032, 704	Camps and membership lodging	9.8	10.5	83	Social services	17.5	10.8
792, 7991 pt., 7997, 7999 pt., 84	Selected amusement, recreation, and related services	19.7	4.0	835	Child day care services	15.9	13.2
8011 pt.; 8021 pt.; 805, 6, 8, 9	Selected health services4	1.1	832, 3, 6, 9	Other social services	17.7	10.6
8011 pt., 8021 pt., 805	Clinics of doctors of medicine and dentists1	.5	832	Individual and family social services	27.2	15.4
806	Nursing and personal care facilities	—	.2	833	Job training and vocational rehabilitation services	11.1	7.5
8062	Hospitals	—	.8	836	Residential care	12.9	6.9
8063, 9	General medical and surgical hospitals	—	1.0	839	Social services, n.e.c.	15.7	10.4
808, 9	Specialty hospitals	—	—	861, 2, 4, 9	Selected membership organizations	19.0	6.7
8111 pt.	Other health services	12.3	9.5	861	Business associations	17.4	6.7
	Legal aid societies and similar legal services	8.0	6.5	864	Civic, social, and fraternal associations	31.0	16.1
				862, 9	Other membership organizations	14.7	2.6
				873, 4 ex.	Research, testing, and consulting services, except facilities support management services	2.3	2.4
				8744			
				873	Research, development, and testing services	1.2	2.3
				874 ex.	Management and public relations services, except facilities support management services	18.4	3.3
				8744			

¹Includes revenue information obtained from administrative records of other Federal agencies.

²Includes revenue information which was imputed based on historic company ratios or administrative records or on industry averages.

Appendix F. Geographic Notes

COLORADO

Arvada is in Adams and Jefferson Counties.

Aurora is in Adams, Arapahoe, and Douglas Counties; it annexed into Douglas County in May 1988.

Brighton is in Adams and Weld Counties.

Broomfield is in Adams, Boulder, Jefferson, and Weld Counties; it annexed into Weld County in December 1988.

Littleton is in Arapahoe, Douglas, and Jefferson Counties; it annexed into Jefferson County in December 1990.

Longmont is in Boulder and Weld Counties; it annexed into Weld County in May 1990.

Northglenn is in Adams and Weld Counties; it annexed into Weld County in February 1989.

Thornton is in Adams and Weld Counties; it annexed into Weld County in April 1991.

Westminster is in Adams and Jefferson Counties.

Appendix G.

Establishments in Business Any Time During Year and Establishments in Business at End of Year for the State: 1992 and 1987

Table G-1. Firms Subject to Federal Income Tax

[Includes only establishments with payroll. For meaning of abbreviations and symbols, see introductory text. For explanation of terms and comparability of 1987 and 1992 censuses, see appendix A]

SIC code	Kind of business or operation	Establishments in business —			
		Any time during year		At end of year	
		1992	1987	1992	1987
	Total	32 878	28 596	30 239	26 233
70 ex. 704	Hotels, rooming houses, camps, and other lodging places (except membership lodging)	1 162	1 113	1 068	1 000
	Hotels and motels	992	974	905	872
7011	Hotels	401	354	372	320
7011 pt.	Hotels, 25 guestrooms or more	295	259	273	233
7011 pt.	Hotels, less than 25 guestrooms	106	95	99	87
7011 pt.	Motels, motor hotels, and tourist courts	591	620	533	552
7011 pt.	Motels, tourist courts	511	537	458	480
7011 pt.	Motor hotels	80	83	75	72
702, 3	Other lodging places	170	139	163	128
702	Rooming and boarding houses	16	21	16	19
703	Camps and recreational vehicle parks	154	118	147	109
72	Personal services	3 023	2 815	2 722	2 534
721	Laundry, cleaning, and garment services	963	889	858	801
7211	Power laundries, family and commercial*	54	39	47	32
7213	Linen supply*	26	26	25	23
7215	Coin-operated laundries and drycleaning	164	166	147	148
7216	Drycleaning plants, except rug cleaning*	409	406	361	380
7217	Carpet and upholstery cleaning	196	143	176	125
7218	Industrial launderers*	20	20	18	16
7212, 9	Other laundry, cleaning, and garment services*	94	89	84	77
722	Photographic studios, portrait	197	165	182	153
723, 4	Beauty and barber shops	1 286	1 244	1 169	1 117
723	Beauty shops	1 222	1 155	1 108	1 034
724	Barber shops	64	89	61	83
725	Shoe repair shops and shoeshine parlors	45	51	41	45
726	Funeral service and crematories	105	110	99	104
729	Miscellaneous personal services	427	356	373	314
7291	Tax return preparation services	113	119	89	105
7299	Miscellaneous personal services, n.e.c.	314	237	284	209
73	Business services	5 879	4 743	5 316	4 262
731	Advertising	298	278	276	258
7311	Advertising agencies	210	208	194	196
7312	Outdoor advertising services	19	17	19	14
7313	Radio, television, publishers' advertising representatives	24	21	22	19
7319	Advertising, n.e.c.	45	32	41	29
732	Consumer credit reporting agencies, mercantile reporting agencies, and adjustment and collection agencies	171	153	161	138
7322	Adjustment and collection services	130	114	122	102
7323	Credit reporting services	41	39	39	36
733	Mailing, reproduction, commercial art and photography, and stenographic services	665	552	605	506
7331	Direct mail advertising services	80	61	71	56
7334	Photocopying and duplicating services	95	118	91	111
7335, 6	Commercial photography, art, and graphics	326	235	296	217
7335	Commercial photography	83	61	78	53
7336	Commercial art and graphic design	243	174	218	164
7338	Secretarial and court reporting services	164	138	147	122
734	Services to dwellings and other buildings	1 007	892	882	799
7342	Disinfecting and pest control services	58	56	57	52
7349	Building cleaning and maintenance services, n.e.c.	949	836	825	747
735	Miscellaneous equipment rental and leasing	426	508	394	445
7352	Medical equipment rental and leasing	56	26	55	26
7353	Heavy construction equipment rental and leasing	53	65	50	59
7359	Equipment rental and leasing, n.e.c.	317	417	289	360
736	Personnel supply services	546	365	490	315
7361	Employment agencies	183	192	160	164
7363	Help supply services	363	173	330	151

See footnotes at end of table.

Table G-1. Firms Subject to Federal Income Tax – Con.

[Includes only establishments with payroll. For meaning of abbreviations and symbols, see introductory text. For explanation of terms and comparability of 1987 and 1992 censuses, see appendix A]

SIC code	Kind of business or operation	Establishments in business –			
		Any time during year		At end of year	
		1992	1987	1992	1987
73	Business services – Con.				
737	Computer programming, data processing, and other computer related services -----	1 443	870	1 343	792
7371, 2, 3	Computer programming, prepackaged software, and integrated systems -----	912	483	851	450
7371	Computer programming services -----	558	311	511	285
7372	Prepackaged software -----	213	82	206	78
7373	Computer integrated systems -----	141	90	134	87
7374, 5, 6	Data processing services -----	212	197	196	172
7374, 5	Computer processing, information retrieval -----	197	189	181	166
7376	Computer facilities management services -----	15	8	15	6
7377, 8, 9	Computer rental and leasing, maintenance, and related services, n.e.c. -----	319	190	296	170
7377	Computer rental and leasing -----	21	24	20	21
7378	Computer maintenance and repair -----	109	73	103	66
7379	Computer related services, n.e.c. -----	189	93	173	83
738	Miscellaneous business services -----	1 323	1 125	1 165	1 009
7381, 2	Detective agencies and protective services -----	238	206	214	185
7381	Detective, guard, and armored car services -----	197	166	174	148
7382	Security systems services -----	41	40	40	37
7383	News syndicates -----	11	10	10	10
7384	Photofinishing laboratories* -----	128	140	112	127
7389	Business services, n.e.c. -----	946	769	829	687
7389 pt.	Sign painting shops -----	39	49	33	45
7389 pt.	Interior designing -----	115	105	102	92
7389 pt.	Telephone answering services -----	68	83	54	76
7389 pt.	Other business services -----	724	532	640	474
75	Automotive repair, services, and parking -----	2 880	2 591	2 617	2 359
751	Automotive rental and leasing, without drivers -----	167	176	150	164
7513	Truck rental and leasing, without drivers -----	59	66	54	60
7514, 5	Passenger car rental and leasing -----	101	101	89	96
7519	Utility trailer and recreational vehicle rental -----	7	9	7	8
752	Automobile parking -----	220	297	205	280
753	Automotive repair shops -----	2 076	1 822	1 889	1 645
7532	Top, body, and upholstery repair shops and paint shops -----	522	485	465	428
7532 pt.	Top and body repair shops -----	471	443	420	388
7532 pt.	Paint shops -----	51	42	45	40
7538	General automotive repair shops -----	1 099	935	1 012	855
7538 pt.	General automotive repair shops, except diesel -----	1 003	870	925	797
7538 pt.	Diesel repair shops -----	96	65	87	58
7533, 4, 6, 7, 9	Other automotive repair shops -----	455	402	412	362
7533	Automotive exhaust system repair shops -----	56	65	52	58
7534	Tire retreading and repair shops -----	30	31	29	28
7536	Automotive glass replacement shops -----	117	75	100	61
7537	Automotive transmission repair shops -----	93	105	87	96
7539	Automotive repair shops, n.e.c. -----	159	126	144	119
7539 pt.	Radiator repair -----	47	41	42	39
7539 pt.	Brake, front end, and wheel alignment -----	60	48	55	44
7539 pt.	Automotive electrical and fuel system services -----	31	24	29	23
7539 pt.	Other automotive repair shops, n.e.c. -----	21	13	18	13
754	Automotive services, except repair -----	417	296	373	270
7542	Carwashes -----	190	141	170	128
7549	Automotive services, except repair and carwashes -----	227	155	203	142
76	Miscellaneous repair services -----	1 147	1 036	1 043	949
762	Electrical repair shops -----	376	297	334	275
7622	Radio and television repair shops -----	105	118	92	108
7623, 9	Other electrical and electronic repair shops -----	271	179	242	167
7623	Refrigeration and air-conditioning service and repair shops -----	37	37	32	33
7629	Electrical and electronic repair shops, n.e.c. -----	234	142	210	134
763	Watch, clock, and jewelry repair -----	25	29	22	24
764	Reupholstery and furniture repair -----	125	117	111	108
769	Miscellaneous repair and related services -----	621	593	576	542
7692	Welding repair -----	63	85	57	79
7694	Armature rewinding shops -----	30	30	28	28
7699	Repair shops and related services, n.e.c. -----	528	478	491	435
78, 79, 84	Amusement and recreation services, including motion pictures and museums -----	2 080	1 573	1 867	1 422
781, 2	Motion picture production, distribution, and services -----	171	114	156	104
783	Motion picture theaters -----	133	153	116	137
7832	Motion picture theaters, except drive-in -----	123	133	106	119
7833	Drive-in motion picture theaters -----	10	20	10	18
784	Video tape rental -----	302	246	269	223
792	Theatrical producers (except motion picture), bands, orchestras, and entertainers -----	96	71	86	64
7922	Theatrical producers (except motion picture) and miscellaneous theatrical services -----	48	35	44	30
7929	Bands, orchestras, actors, and other entertainers and entertainment groups -----	48	36	42	34
793	Bowling centers -----	99	108	91	97

See footnotes at end of table.

G-2 APPENDIX G

SERVICE INDUSTRIES—GEOGRAPHIC AREA SERIES

Table G-1. Firms Subject to Federal Income Tax – Con.

[Includes only establishments with payroll. For meaning of abbreviations and symbols, see introductory text. For explanation of terms and comparability of 1987 and 1992 censuses, see appendix A]

SIC code	Kind of business or operation	Establishments in business –			
		Any time during year		At end of year	
		1992	1987	1992	1987
78, 79, 84	Amusement and recreation services, including motion pictures and museums—Con.				
79 ex. 792, 3, 84	Commercial sports and other amusement and recreation services, including museums	1 279	881	1 149	797
794	Commercial sports	70	40	64	40
7941	Professional sports clubs, managers, promoters	25	10	22	10
7948	Racing, including track operation	45	30	42	30
79 ex. 792, 3, 4, 84	Other amusement and recreation services, including museums	1 209	841	1 085	757
791	Dance studios, schools, and halls	68	38	64	35
7991	Physical fitness facilities	188	153	163	137
7992	Public golf courses	35	23	31	20
7993	Coin-operated amusement devices	83	65	72	61
7996	Amusement parks	14	11	14	10
7997	Membership sports and recreation clubs	108	125	102	107
7999, 84	Amusement and recreation services, including museums, n.e.c.	713	426	639	387
80	Health services	7 012	6 424	6 628	6 093
801	Offices and clinics of doctors of medicine	2 698	2 739	2 569	2 598
8011 pt.	Offices of doctors of medicine	2 623	2 658	2 499	2 519
8011 pt.	General medical clinics	75	81	70	79
802	Offices and clinics of dentists	1 911	1 825	1 826	1 759
803	Offices and clinics of doctors of osteopathy	207	169	190	157
804	Offices and clinics of other health practitioners	1 449	1 073	1 351	1 008
8041	Offices and clinics of chiropractors	589	451	545	425
8042	Offices and clinics of optometrists	257	248	240	231
8043	Offices and clinics of podiatrists	88	98	85	93
8049	Offices and clinics of health practitioners, n.e.c.	515	276	481	259
805	Nursing and personal care facilities	175	151	163	146
8051	Skilled nursing care facilities	130	125	124	120
8052	Intermediate care facilities	27	14	23	14
8059	Nursing and personal care facilities, n.e.c.	18	12	16	12
806	Hospitals	13	14	12	14
807, 8, 9	Other health services	559	453	517	411
807	Medical and dental laboratories	241	241	222	223
8071	Medical laboratories	98	105	88	96
8072	Dental laboratories	143	136	134	127
808	Home health care services	109	82	102	67
809	Miscellaneous health and allied services, n.e.c.	209	130	193	121
8092	Kidney dialysis centers	12	6	12	6
8093	Specialty outpatient facilities, n.e.c.	135	83	122	77
8099	Health and allied services, n.e.c.	62	41	59	38
81	Legal services	2 644	2 371	2 469	2 166
823, 4, 9	Selected educational services	371	208	330	193
823	Libraries	5	2	4	2
824	Vocational schools	125	82	112	78
829	Schools and educational services, n.e.c.	241	124	214	113
83	Social services	922	759	848	681
835	Child day care services	502	460	452	416
832, 3, 6, 9	Other social services	420	299	396	265
87 ex. 8733	Engineering, accounting, research, management, and related services (except noncommercial research organizations)	5 357	4 507	4 964	4 170
871	Engineering, architectural, and surveying services	1 662	1 526	1 565	1 427
8711	Engineering services	1 071	939	1 014	876
8712	Architectural services	419	398	390	378
8713	Surveying services	172	189	161	173
872	Accounting, auditing, and bookkeeping services	1 750	1 511	1 608	1 404
873 ex. 8733	Research, development, and testing services (except noncommercial research organizations)	339	278	318	258
8731	Commercial physical and biological research	117	102	109	91
8732	Commercial economic, sociological, and educational research	124	101	118	96
8734	Testing laboratories	98	75	91	71
874	Management and public relations services	1 606	1 192	1 473	1 081
8741	Management services	386	349	359	324
8742	Management consulting services	774	572	700	510
8743	Public relations services	86	91	81	79
8744	Facilities support management services	10	8	10	6
8748	Business consulting services, n.e.c.	350	172	323	162
89	Services, n.e.c.	401	456	367	404

Table G-2. Firms Exempt From Federal Income Tax

[Includes only establishments with payroll. For meaning of abbreviations and symbols, see introductory text. For explanation of terms and comparability of 1987 and 1992 censuses, see appendix A]

SIC code	Kind of business or operation	Establishments in business —			
		Any time during year		At end of year	
		1992	1987	1992	1987
	Total	3 331	2 780	3 156	2 644
7032, 704	Camps and membership lodging	70	71	67	68
792, 7991 pt., 7997, 7999 pt., 84	Selected amusement, recreation, and related services	248	170	237	166
792	Theatrical producers (except motion picture), bands, orchestras, and entertainers	62	35	58	34
7991 pt., 7997	Gymnasiums, athletic clubs, and membership sports and recreation clubs	113	88	108	86
7999 pt. 84	Fairs	5	2	5	2
	Museums, art galleries, and botanical and zoological gardens	68	45	66	44
8011 pt.; 8021 pt.; 805, 6, 8, 9	Selected health services	388	342	369	334
8011 pt., 8021 pt.	Clinics of doctors of medicine and dentists	63	37	53	35
805	Nursing and personal care facilities	41	56	41	55
806	Hospitals	87	90	84	89
808, 9	Other health services	197	159	191	155
808	Home health care services	41	25	40	25
809	Miscellaneous health and allied services, n.e.c.	156	134	151	130
8111 pt.	Legal aid societies and similar legal services	34	26	34	26
823, 4, 9	Selected educational services	106	81	101	74
83	Social services	1 126	819	1 067	783
835	Child day care services	197	162	189	153
832, 3, 6, 9	Other social services	929	657	878	630
861, 2, 4, 9	Selected membership organizations	1 252	1 184	1 181	1 112
861	Business associations	285	232	277	221
864	Civic, social, and fraternal associations	638	658	585	607
862, 9	Other membership organizations	329	294	319	284
873, 4 ex. 8744	Research, testing, and consulting services, except facilities support management services	107	87	100	81
873	Research, development, and testing services	77	68	73	64
8731	Commercial physical and biological research	5	14	5	13
8732	Commercial economic, sociological, and educational research	15	7	13	7
8733	Noncommercial research organizations	55	45	53	42
8734	Testing laboratories	2	2	2	2
874 ex. 8744	Management and public relations services, except facilities support management services	30	19	27	17

Publication Program

1992 CENSUS OF SERVICE INDUSTRIES

Publications of the 1992 Census of Service Industries containing data on service industries establishments in the United States are described below. Publication order forms for specific reports may be obtained from any Department of Commerce district office or from Data User Services Division, Customer Services, Bureau of the Census, Washington, DC 20233-8300. The first results were issued in press releases. Final detailed statistics are issued in separate paperbound reports and compact disc-read only memory (CD-ROM).

Final Reports

Geographic area series—52 reports (SC92-A-1 to -52)

A separate paperbound report containing data for establishments with payroll is published for each State, the District of Columbia, and the United States. For establishments of firms subject to Federal income tax, each State report presents general statistics on number of establishments, receipts, payroll, and employment, by varied service classifications, for the State, metropolitan areas (MA's), counties, and places with 350 service establishments or more, by kind of business. Greater kind-of-business detail is shown for larger areas. In addition, for places with 2,500 inhabitants or more and for all counties, statistics are provided on number of establishments and receipts for 10 major kind-of-business groups. For establishments of firms exempt from Federal income tax, each State report presents statistics on number of establishments, revenue, payroll, and employment by varied service classifications, for the State and MA's. Greater kind-of-business detail is shown for larger areas.

The United States Summary report presents data for the United States as a whole for establishments with payroll of firms subject to Federal income tax, as well as those exempt from Federal income tax, for detailed kind-of-business classifications. Statistics on number of establishments and receipts/revenue are also shown for States and MA's by kind of business.

For each State, the District of Columbia, and the United States, 1992 data are provided on receipts/revenue and employees per establishment and on receipts/revenue and payroll per employee. Comparative statistics showing percent changes in receipts/expenses and payroll between 1987 and 1992 also are shown.

Nonemployer statistics series—1 report (SC92-N-1)

This report includes data by kind of business for all establishments, establishments with payroll, and establishments without payroll for the United States and States. Also presented are statistics for establishments without payroll including number of establishments and receipts/revenue by varied service classifications for MA's.

Similar data for counties and places with 2,500 inhabitants or more are available on electronic media only.

Subject series—5 reports (SC92-S-1 to -5)

The *Establishment and Firm Size* report (SC92-S-1) presents data for establishments with payroll, based on size of establishment, size of company or firm, and legal form of organization. Establishment statistics are presented by receipts/revenue size and by employment size; statistics for firms, by receipts/revenue size (including concentration by largest firms), by employment size, and by number of establishments operated (single units and multiunits). Statistics are presented by kind of business on the number of establishments, receipts/revenue, payroll, and employment for the United States.

The *Capital Expenditures, Depreciable Assets, and Operating Expenses* report (SC92-S-2) presents data for firms with payroll for the United States by major kind of business. Operating expenses include annual payroll, supplemental labor costs, purchased services, etc. Receipts data also are provided.

Three other reports (*Hotels, Motels, and Other Lodging Places* (SC92-S-3), *Sources of Receipts or Revenue* (SC92-S-4), and *Miscellaneous Subjects* (SC92-S-5)) present data for the United States as a whole and, where feasible, for States and MA's.

Electronic Media

All data included in the printed reports are available on CD-ROM. The CD-ROM's provide the same information found in the final reports as well as additional information not published in the final reports, such as ZIP Code statistics available from series SC92-Z, and nonemployer data for counties and places from series SC92-N. Electronic media products are available for users who wish to summarize, rearrange, or process large amounts of data. These products, with corresponding technical documentation, are sold by Data User Services Division, Customer Services, Bureau of the Census, Washington, DC 20233-8300.

OTHER ECONOMIC CENSUS REPORTS

Data on retail trade, wholesale trade, financial, insurance, real estate, construction industries, manufactures, mineral industries, transportation, communications, utilities, enterprise statistics, minority-owned business enterprises, and women-owned businesses also are available from the 1992 Economic Census. A separate series of reports covers the census of outlying areas—Puerto Rico, Virgin Islands of the United States, Guam, and the Northern Marianas. Separate announcements describing these reports are available free of charge from Data User Services Division, Customer Services, Bureau of the Census, Washington, DC 20233-8300.