

# 1992

## Census of Service Industries


---

SC92-A-2

GEOGRAPHIC AREA SERIES

# Alaska

---



# 1992 Census of Service Industries

---

SC92-A-2

GEOGRAPHIC AREA SERIES

## Alaska

---

+



+



**U.S. Department of Commerce**  
**Ronald H. Brown**, Secretary  
**David J. Barram**, Deputy Secretary

**Economics and Statistics Administration**  
**Everett M. Ehrlich**, Under Secretary  
for Economic Affairs

**BUREAU OF THE CENSUS**  
**Harry A. Scarr**, Acting Director

---

## Acknowledgments

Many persons participated in the various activities of the 1992 Census of Service Industries. The overall planning and review of the census operations were performed by the Economic Census Staff of the Economic Planning and Coordination Division.

This report was prepared in the Services Division. **Bobby E. Russell**, Assistant Chief for Census Programs, was responsible for the overall planning, management, and coordination of the census of service industries. Planning and implementation were under the direction of **Jack B. Moody**, Chief, Service Census Branch, with primary staff assistance by **Jack R. Drago**, **Barbara S. Tinari**, **Kirk K. Degler**, **Joseph R. Fuller**, **Susan G. Baker**, **Deborah M. Stempowski**, **Brian D. Gregory**, **Theresa L. Steele**, **Chris E. Blackburn**, **Gary R. Rice**, **M. Craig Schadt**, **Arthur B. Stewart**, **Sandra K. Byrd**, and **Evelyn D. Butler**.

Systems and procedures for mailout, receipt, correspondence, data input, industry classification, other clerical processing, administrative record processing, quality control, and the associated electronic computer programs, were developed in the Economic Planning and Coordination Division.

Mailout preparation and receipt operations, clerical and analytical review activities, data keying, and geocoding review were performed by the staff of the Data Preparation Division, **Judith N. Petty**, Acting Chief.

Geographic coding procedures and associated computer programs were developed by the staff of the Geography Division.

The computer processing systems were developed and coordinated in the Economic Statistical Methods and Programming Division, **Charles P. Pautler, Jr.**, Chief. **H. Ray Dennis**, Assistant Chief for Business Programs, was responsible for design and implementation of the computer systems. The computer programs were prepared under the supervision of **William C. Wester**, Chief, Business Census Branch, and **Steven G. McCraith**, Chief, Utilities and Financial Census Branch, assisted by **Jeffrey S. Rosen**, **Barbara L. Lambert**, **Jacqueline R. Sellers**, and **Tsung C. Chu**. Additional programming assistance was provided by **Robert S. Jewett**.

Computer processing was performed in the Computer Services Division, **Marvin D. Raines**, Chief.

The staff of the Administrative and Publications Services Division, **Walter C. Odom**, Chief, performed planning, design, composition, editorial review, and printing planning and procurement for publications and report forms. **Margaret A. Smith** provided publication coordination and editing.

Special acknowledgment is also due the many businesses whose cooperation has contributed to the publication of these data.

**If you have any questions concerning the statistics in this report, call 301-763-7039.**



**Economics and Statistics  
Administration**

**Everett M. Ehrlich**, Under Secretary  
for Economic Affairs



**BUREAU OF THE CENSUS**

**Harry A. Scarr**, Acting Director

**Paula J. Schneider**, Principal Associate  
Director for Programs

**Charles A. Waite**, Associate Director for  
Economic Programs

**Thomas L. Mesenbourg**, Assistant Director for  
Economic Programs

**ECONOMIC PLANNING AND COORDINATION DIVISION**

**Thomas L. Mesenbourg**, Acting Chief

**SERVICES DIVISION**

**Thomas L. Mesenbourg**, Acting Chief

# Introduction to the Economic Census

## PURPOSES AND USES OF THE ECONOMIC CENSUS

The economic census is the major source of facts about the structure and functioning of the Nation's economy. It provides essential information for government, business, industry, and the general public.

The economic census furnishes an important part of the framework for such composite measures as the gross domestic product, input/output measures, production and price indexes, and other statistical series that measure short-term changes in economic conditions.

Policymaking agencies of the Federal Government use the data, especially in monitoring economic activity and providing assistance to business.

State and local governments use the data to assess business activities and tax bases within their jurisdictions and to develop programs to attract business.

Trade associations study trends in their own and competing industries and keep their members informed of market changes.

Individual businesses use the data to locate potential markets and to analyze their own production and sales performance relative to industry or area averages.

## AUTHORITY AND SCOPE

Title 13 of the United States Code (sections 131, 191, and 224) directs the Census Bureau to take the economic census every 5 years, covering years ending in 2 and 7. The 1992 Economic Census consists of the following eight censuses:

- Census of Retail Trade
- Census of Wholesale Trade
- Census of Service Industries
- Census of Financial, Insurance, and Real Estate Industries
- Census of Transportation, Communications, and Utilities
- Census of Manufactures
- Census of Mineral Industries
- Census of Construction Industries

Special programs also cover enterprise statistics and minority-owned and women-owned businesses. (The 1992 Census of Agriculture and 1992 Census of Governments are conducted separately.) The next economic census is scheduled to be taken in 1998 covering the year 1997.

## AVAILABILITY OF THE DATA

The results of the economic census are available in printed reports for sale by the U.S. Government Printing Office and on compact discs for sale by the Census Bureau. Order forms for all types of products are available on request from Customer Services, Bureau of the Census, Washington, DC 20233-8300. A more complete description of publications being issued from this census is on the inside back cover of this document.

Census facts are also widely disseminated by trade associations, business journals, and newspapers. Volumes containing census statistics are available in most major public and college libraries. Finally, State data centers in every State as well as business and industry data centers in many States also supply economic census statistics.

## WHAT'S NEW IN 1992

The 1992 Economic Census covers more of the economy than any previous census. New for 1992 are data on communications, utilities, financial, insurance, and real estate, as well as coverage of more transportation industries. The economic, agriculture, and governments censuses now collectively cover nearly 98 percent of all economic activity.

Among other changes, new 1992 definitions affect the boundaries of about a third of all metropolitan areas. Also, the Survey of Women-Owned Businesses has now been expanded to include all corporations.

## HISTORICAL INFORMATION

The economic census has been taken as an integrated program at 5-year intervals since 1967 and before that for 1963, 1958, and 1954. Prior to that time, the individual subcomponents of the economic census were taken separately at varying intervals.

The economic census traces its beginnings to the 1810 Decennial Census, when questions on manufacturing were included with those for population. Coverage of economic activities was expanded for 1840 and subsequent censuses to include mining and some commercial activities. In 1902, Congress established a permanent Census Bureau and directed that a census of manufactures be taken every 5 years. The 1905 Manufactures Census was the first time a census was taken apart from the regular every-10-year population census.

The first census of business was taken in 1930, covering 1929. Initially it covered retail and wholesale trade and construction industries, but it was broadened in 1933 to include some of the service trades.

The 1954 Economic Census was the first census to be fully integrated—providing comparable census data across economic sectors, using consistent time periods, concepts, definitions, classifications, and reporting units. It was the first census to be taken by mail, using lists of firms provided by the administrative records of other Federal agencies. Since 1963, administrative records also have been used to provide basic statistics for very small firms, reducing or eliminating the need to send them census questionnaires. The Enterprise Statistics Program, which publishes combined data from the economic census, was made possible with the implementation of the integrated census program in 1954.

The range of industries covered in the economic censuses has continued to expand. The census of construction industries began on a regular basis in 1967, and the scope of service industries was broadened in 1967, 1977, and 1987. The census of transportation began in 1963 as a set of surveys covering travel, transportation of commodities, and trucks, but expanded in 1987 to cover business establishments in several transportation industries. For 1992, these statistics are incorporated into a broadened census of transportation, communications, and utilities. Also new for 1992 is the census of financial, insurance, and real estate industries. This is part of a gradual expansion in coverage of industries previously subjected to government regulation.

The Survey of Minority-Owned Business Enterprises was first conducted as a special project in 1969 and was incorporated into the economic census in 1972 along with the Survey of Women-Owned Businesses.

An economic census has also been taken in Puerto Rico since 1909, in the Virgin Islands of the United States and Guam since 1958, and in the Commonwealth of the Northern Mariana Islands since 1982.

Statistical reports from the 1987 and earlier censuses provide historical figures for the study of long-term time series and are available in some large libraries. All of the census data published since 1967 are still available for sale on microfiche from the Census Bureau.

## AVAILABILITY OF MORE FREQUENT ECONOMIC DATA

While the census provides complete enumerations every 5 years, there are many needs for more frequent data as well. The Census Bureau conducts a number of monthly, quarterly, and annual surveys, with the results appearing in publication series such as Current Business Reports (retail and wholesale trade and service industries), the Annual Survey of Manufactures, Current Industrial Reports, and the Quarterly Financial Report. Most of these surveys, while providing more frequent observations, yield less kind-of-business and geographic detail than the census. The County Business Patterns program offers annual statistics on the number of establishments, employment, and payroll classified by industry within each county.

## SOURCES FOR MORE INFORMATION

More information about the scope, coverage, classification system, data items, and publications for each of the economic censuses and related surveys is published in the *Guide to the 1992 Economic Census and Related Statistics*. More information on the methodology, procedures, and history of the census will be published in the *History of the 1992 Economic Census*. Contact Customer Services for information on availability.

# Census of Service Industries

## GENERAL

The 1992 Census of Service Industries, part of the 1992 Economic Census, covered service industries as defined in Division I of the *Standard Industrial Classification Manual: 1987*<sup>1</sup> (SIC), except Elementary and Secondary Schools (SIC 821), Colleges, Universities, Professional Schools, and Junior Colleges (SIC 822), Labor Unions and Similar Labor Organizations (SIC 863), Political Organizations (SIC 865), Religious Organizations (SIC 866), and Private Households (SIC 881). The census also excluded governmental establishments classified in the covered industries, except for government-operated hospitals which were included.

Data are presented for establishments in the following classifications:

SIC code	Title
70	Hotels, rooming houses, camps, and other lodging places
72	Personal services
73	Business services
75	Automotive repair, services, and parking
76	Miscellaneous repair services
78	Motion pictures
79	Amusement and recreation services
80	Health services
81	Legal services
823, 4, 9	Selected educational services
83	Social services
84	Museums, art galleries, and botanical and zoological gardens
861, 2, 4, 9	Selected membership organizations
87	Engineering, accounting, research, management, and related services
89	Services, not elsewhere classified

This series of reports presents data for service establishments of firms subject to Federal income tax and (in separate tables) of firms which are exempt from Federal income tax under provisions of the Internal Revenue Code. Only establishments with some payroll during the year are included. For a more detailed explanation, see appendix A.

<sup>1</sup>*Standard Industrial Classification Manual: 1987*. For sale by Superintendent of Documents, U.S. Government Printing Office, Washington, DC 20402. Stock No. 041-001-00314-2.

Many of the "kinds of business or operation" included in this report are not thought of as commercial businesses, and the terms (such as "business," "establishment," and "firm") used to describe them may not be descriptive of such services, particularly for not-for-profit and professional services. However, these terms are applied to all "kinds of business or operation" in order to maintain conformity in the measures of the production and delivery of goods and services and in the presentation of data.

The basic tabulations in this report do not include data for establishments which are auxiliary (primary function is providing a service, such as warehousing or bookkeeping) to service establishments within the same organization. Data for auxiliaries are presented in a subsequent report issued as part of the 1992 Enterprise Statistics reports.

For the 1992 Census of Service Industries, large- and medium-size firms, plus all firms known to operate more than one establishment, were sent questionnaires to be completed and returned to the Census Bureau by mail. For most very small firms, including those with no paid employees, data from existing administrative records of other Federal agencies were used instead. These records provided basic information on location, kind of business, receipts, payroll, number of employees, and legal form of organization. In addition, more detailed information for selected kinds of business was obtained on the various questionnaires.

Appendix A gives a more detailed explanation of census coverage and methodology.

## CENSUS DISCLOSURE RULES

In accordance with Federal law governing census reports, no data are published that would disclose the operations of an individual establishment or business. However, the number of establishments in a kind-of-business classification is not considered a disclosure, so this information may be released even though other information is withheld.

## GEOGRAPHIC AREAS COVERED

This report series presents data for the following areas:

1. The United States as a whole.
2. Each State and the District of Columbia.

3. Each consolidated metropolitan statistical area (CMSA) and primary metropolitan statistical area (PMSA) defined by the Office of Management and Budget (OMB) as of June 30, 1993. A CMSA is an area used to facilitate the presentation and analysis of data for large concentrations of metropolitan populations. It includes two or more contiguous PMSA's which have a population of at least 1,000,000<sup>2</sup> and which meet specific criteria of urban character and of social and economic integration.
4. Each metropolitan statistical area (MSA) defined by the OMB as of June 30, 1993. An MSA is an integrated economic and social unit with a population nucleus of at least 50,000 inhabitants.<sup>2</sup> Each MSA consists of one or more counties meeting standards of metropolitan character; in New England, cities and towns rather than counties are the component geographic units.
5. The area within the State outside metropolitan areas (MA's).
6. Each county or county equivalent.<sup>3</sup> Counties are the primary divisions of States, except in Louisiana where they are called parishes and in Alaska where they are called boroughs and census areas. Maryland, Missouri, Nevada, and Virginia have one place or more that is independent of any county organization and constitutes primary divisions of their States. These places are treated as counties and as places.
7. Each consolidated city.<sup>3</sup> Consolidated cities are consolidated governments which consist of separately incorporated municipalities.
8. Each municipality of 2,500 inhabitants or more incorporated as a city, borough, village, or town.<sup>2 3</sup>  
  
For the economic census, boroughs and census areas in Alaska and boroughs in New York are not included in this category.
9. Special economic urban areas (SEUA's), which include townships in Michigan, New Jersey, and Pennsylvania, and towns in New York, Wisconsin, and the six New England States with 10,000 inhabitants or more.<sup>2</sup>

## DOLLAR VALUES

All dollar values presented in this report are expressed in current dollars, i.e., 1992 data are expressed in 1992 dollars and 1987 data in 1987 dollars. Consequently, when making comparisons to prior years, users of the data should consider the inflation that has occurred.

## RELIABILITY OF DATA

All data compiled in this report originated from either census questionnaires or administrative records of other Federal agencies and, therefore, are not subject to sampling errors. However, the data are subject to nonsampling

<sup>2</sup>According to the 1990 Census of Population or subsequent special census.

<sup>3</sup>Those defined as of January 1, 1992.

errors. Nonsampling errors can be attributed to many sources: inability to identify all cases in the actual universe; definition and classification difficulties; differences in the interpretation of questions; errors in recording or coding the data obtained; and other errors of collection, response, coverage, processing, and estimation for missing or misreported data.

The accuracy of these tabulated data is determined by the joint effects of the various nonsampling errors. No direct measurement of these effects has been obtained except for estimation for missing or misreported data; however, precautionary steps were taken in all phases of the collection, processing, and tabulation of the data in an effort to minimize the effects of nonsampling errors.

The Bureau of the Census obtains on computer tape limited information extracted from administrative records of other Federal agencies. This information is used in conjunction with other information available to the Census Bureau to develop estimates for nonemployers, small employers, and other establishments for which responses were not received in time for publication. For an indication of the extent that data included in these reports were obtained from the administrative records of other Federal agencies and from estimation, rather than reports directly from respondents, see appendix E. Also, see appendix A for a more detailed explanation of census coverage and methodology.

## SPECIAL TABULATIONS

Special tabulations of data collected in the 1992 Census of Service Industries may be obtained, depending on availability of time and personnel, on diskette, computer tape, or in tabular form. The data will be in summary form and subject to the same rules prohibiting disclosure of confidential information (including name, address, kind of business, or other data for individual business establishments or companies) as are the regular publications.

Special tabulations are prepared on a cost basis. A request for a cost estimate, as well as exact specifications on the type and format of the data to be provided, should be directed to the Chief, Services Division, Bureau of the Census, Washington, DC 20233.

To discuss a special tabulation before submitting specifications, call 1-800-541-8345.

## ABBREVIATIONS AND SYMBOLS

The following abbreviations and symbols are used in this publication:

- \* See kind-of-business descriptions for SIC 72 and SIC 7384 in appendix A for treatment of plant outlets.
- Represents zero.
- (D) Withheld to avoid disclosing data for individual companies; data are included in broader kind-of-business totals.



		<b>Symbol</b>	<b>Employment Size</b>
(IC)	Independent city.		
(NA)	Not available.		
(X)	Not applicable.	AA	0–19
CMSA	Consolidated metropolitan statistical area.	BB	20–99
MA	Metropolitan area.	CC	100–249
MSA	Metropolitan statistical area.	EE	250–499
n.e.c.	Not elsewhere classified.	FF	500–999
PMSA	Primary metropolitan statistical area.	GG	1,000–2,499
pt.	Part.	HH	2,500–4,999
r	Revised.	II	5,000–9,999
SIC	Standard Industrial Classification.	JJ	10,000–24,999
		KK	25,000–49,999
		LL	50,000–99,999
		MM	100,000 or more

The following symbols are used in this publication to show employment size ranges for employment data that have been withheld to avoid disclosing data for individual companies (employment size range codes are provided for the first time in the 1992 Economic Census):

# Users' Guide for Locating Statistics in This Report by Table Number

Information shown in tables	Table															
	1a	1b	2a	2b	3a	3b	4	5	6	7a	7b	8a	8b	9	10	
<b>GEOGRAPHIC AREAS</b>																
The State .....	X	X	X	X	X	X	X								X	X
CMSA's and MSA's in the State .....										X	X					
PMSA's in the State .....										X	X					
Area of the State not in any CMSA, PMSA, or MSA .....												X	X			
Counties in the State .....							X		X							X
Places in the State .....							X	X						X		
<b>DATA ITEMS</b>																
Establishments .....	X	X			X	X	X	X	X	X	X	X	X	X		X
Receipts .....	X				X	X	X	X	X	X	X	X	X	X	X	X
Revenue .....		X									X		X			
Expenses .....						X										
Annual payroll .....	X	X			X	X	X	X	X	X	X	X	X	X		
First-quarter payroll .....	X	X					X	X	X	X	X	X	X	X		
Paid employees for pay period including March 12, 1992 .....	X	X			X	X	X	X	X	X	X	X	X	X		
1987 to 1992 comparative statistics .....					X	X										
Receipts per establishment .....			X													
Revenue per establishment .....				X												
Expenses per establishment .....				X												
Receipts per employee .....			X													
Revenue per employee .....				X												
Expenses per employee .....				X												
Annual payroll per employee .....			X	X												
Employees per establishment .....			X	X												
Counties ranked by volume of receipts .....																X
Places ranked by volume of receipts .....														X		

# Users' Guide for Locating Statistics in the 1992 Census of Service Industries Reports

Report and geographic area	Information shown in reports by kind of business or industry category										
	Number of establishments	Receipts/Revenue (\$1,000)	Payroll (\$1,000)	Number of employees	Selected ratios	Receipts/revenue lines	Receipts size and employment size of establishments and firms	Concentration ratios of largest firms	Single units and multi-units	Legal form of organization	Selected topics
<b>GEOGRAPHIC AREA SERIES</b>											
United States .....	X	X	X	X	X						
State .....	X	X	X	X	X						
CMSA, PMSA, MSA .....	X	X	X	X	X						
County .....	X	X	X	X	X						
Place .....	X	X	X	X	X						
<b>NONEMPLOYER STATISTICS SERIES</b>											
United States .....	X	X									
State .....	X	X									
CMSA, PMSA, MSA .....	X	X									
County .....	X	X									
Place .....	X	X									
<b>ESTABLISHMENT AND FIRM SIZE (INCLUDING LEGAL FORM OF ORGANIZATION)</b>											
United States .....	X	X	X	X			X	X	X	X	
<b>CAPITAL EXPENDITURES, DEPRECIABLE ASSETS, AND OPERATING EXPENSES</b>											
United States .....		X	X								X
<b>RECEIPTS/REVENUE LINES</b>											
United States .....	X	X				X					
State .....	X	X				X					
CMSA, PMSA, MSA .....	X	X				X					
<b>HOTELS, MOTELS, AND OTHER LODGING PLACES</b>											
United States .....	X	X	X	X		X					X
State .....	X	X	X	X		X					X
CMSA, PMSA, MSA .....	X	X				X					X

Report and geographic area	Information shown in reports by kind of business or industry category										
	Number of establishments	Receipts/Revenue (\$1,000)	Payroll (\$1,000)	Number of employees	Selected ratios	Receipts/revenue lines	Receipts size and employment size of establishments and firms	Concentration ratios of largest firms	Single units and multi-units	Legal form of organization	Selected topics
<b>ZIP CODES</b>											
United States .....	X	X	X	X							
State .....	X	X	X	X							
<b>MISCELLANEOUS SUBJECTS</b>											
United States .....	X	X	X	X							X
State .....	X	X									X
CMSA, PMSA, MSA .....	X	X									X

# Contents

## Alaska

[Page numbers listed here omit the prefix that appears as part of the number of each page]

	Page
Introduction to the Economic Census .....	III
Census of Service Industries .....	V
Users' Guide for Locating Statistics in This Report by Table Number .....	VIII
Users' Guide for Locating Statistics in the 1992 Census of Service Industries Reports ...	IX
Summary of Findings .....	2

### FIGURES

1. Percent Change in Receipts and Annual Payroll for Establishments of Firms Subject to Federal Income Tax: 1987 to 1992 .....	3
2. Annual Payroll Per Employee for Establishments of Firms Subject to Federal Income Tax: 1992 and 1987 .....	4
Maps .....	5

### TABLES

1a. Summary Statistics for Firms Subject to Federal Income Tax for the State: 1992 ..	7
1b. Summary Statistics for Firms Exempt From Federal Income Tax for the State: 1992 .....	11
2a. Selected Ratios for Firms Subject to Federal Income Tax for the State: 1992 .....	12
2b. Selected Ratios for Firms Exempt From Federal Income Tax for the State: 1992 ..	15
3a. Comparative Statistics for Firms Subject to Federal Income Tax for the State: 1992 and 1987 .....	15
3b. Comparative Statistics for Firms Exempt From Federal Income Tax for the State: 1992 and 1987 .....	19
4. Summary Statistics for Firms Subject to Federal Income Tax for Boroughs and Census Areas and for Places With 2,500 Inhabitants or More: 1992 .....	20
5. Summary Statistics for Firms Subject to Federal Income Tax for Places With 350 Establishments or More: 1992 .....	22
6. Summary Statistics for Firms Subject to Federal Income Tax for Boroughs and Census Areas With 350 Establishments or More: 1992 .....	22
7a. Summary Statistics for Firms Subject to Federal Income Tax for Metropolitan Areas: 1992 .....	25
7b. Summary Statistics for Firms Exempt From Federal Income Tax for Metropolitan Areas: 1992 .....	28
8a. Summary Statistics for Firms Subject to Federal Income Tax for the Area Outside Metropolitan Areas: 1992 .....	28
8b. Summary Statistics for Firms Exempt From Federal Income Tax for the Area Outside Metropolitan Areas: 1992 .....	31
9. Places With 2,500 Inhabitants or More Ranked by Volume of Receipts of Firms Subject to Federal Income Tax: 1992 .....	32
10. Boroughs and Census Areas Ranked by Volume of Receipts of Firms Subject to Federal Income Tax: 1992 .....	32

### APPENDIXES

A. General Explanation .....	A-1
B. Sample Report Form and Instructions .....	B-1
C. Kind-of-Business Titles and Reporting-Form Numbers .....	C-1
D. Metropolitan Areas .....	D-1
E. Percent of Receipts/Revenue Based on Administrative Records and Estimation for the State: 1992 .....	E-1
F. Geographic Notes .....	F-1
G. Establishments in Business Any Time During Year and Establishments in Business at End of Year for the State: 1992 and 1987 .....	G-1

Publication Program .....

Inside back cover

## Summary of Findings

---

### **FIRMS SUBJECT TO FEDERAL INCOME TAX**

Data from the 1992 Census of Service Industries show that Alaska's 4,452 service industries establishments of firms with payroll that were subject to Federal income tax had receipts totaling \$2.4 billion. The 1992 data represent an increase of 54.3 percent in receipts for the State since 1987.

For establishments with payroll in 1992, receipts of offices and clinics of medical doctors totaled \$257.8 million, compared with \$191.3 million in 1987. Other leading service kinds of business in 1992 were legal services with \$268.5 million in receipts, hotels and motels with \$251.6 million, and engineering services with \$204.2 million.

There were 31,889 paid employees (full- and part-time) working in service industries in the State as of mid-March 1992, compared with 27,555 employees in 1987. Large employers included hotels and motels with 4,008 employees, offices and clinics of doctors of medicine with 2,396 employees, and legal services with 2,209 employees.

### **ORGANIZATIONS EXEMPT FROM FEDERAL INCOME TAX**

Data for the census show that Alaska's 897 service industries establishments of firms and other organizations with payroll that were exempt from Federal income tax had revenue totaling \$1.0 billion and expenses of \$980.3 million in 1992. The 1992 data represent an increase of 56.4 percent in expenses since 1987.

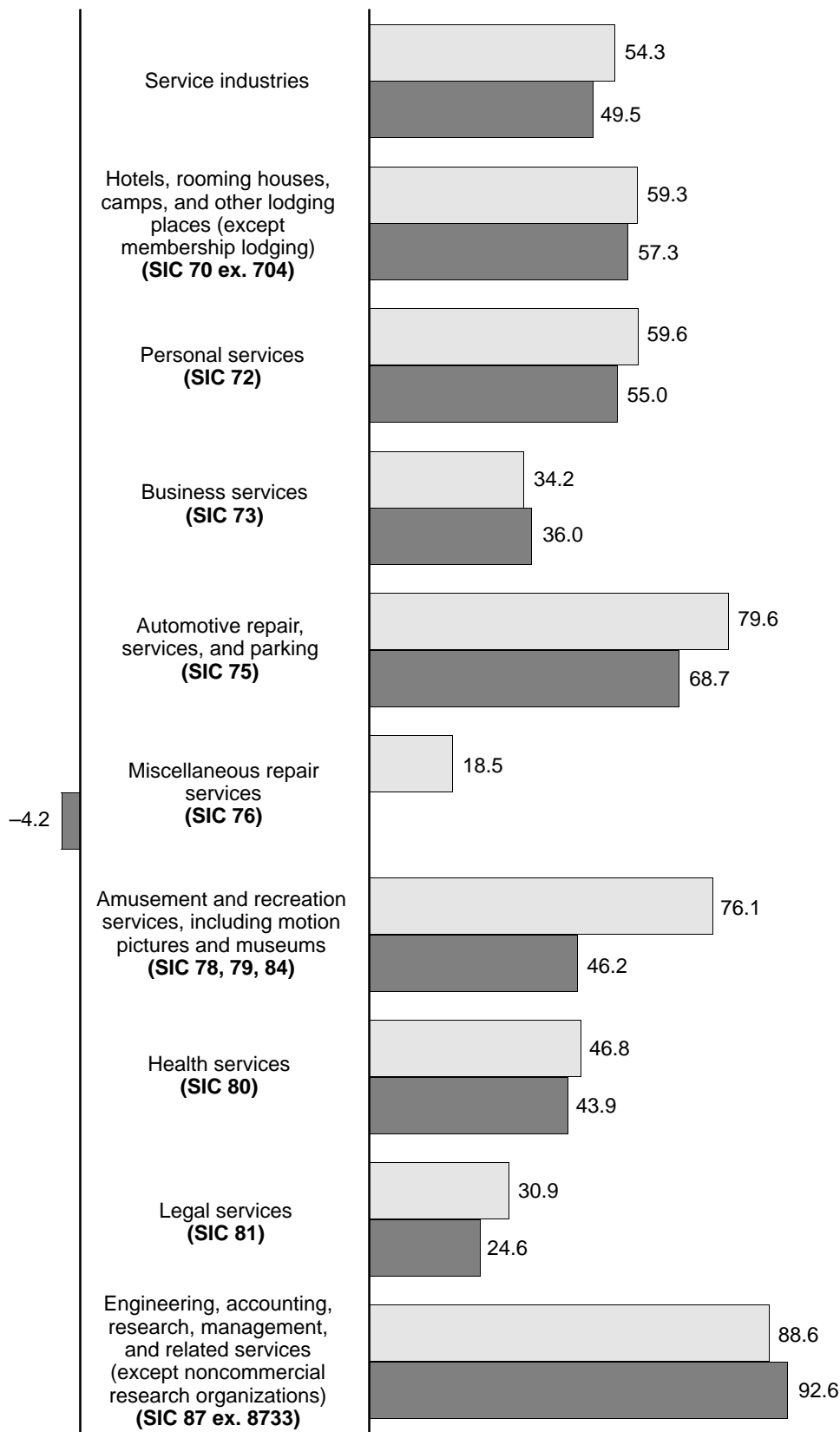
For establishments with payroll in 1992, revenue of hospitals totaled \$596.7 million, compared with \$382.5 million in 1987. Other leading classifications in 1992 were civic, social, and fraternal associations with revenue of \$74.5 million, and individual and family social services with \$71.3 million.

There were 17,154 paid employees (full- and part-time) as of mid-March 1992, compared with 15,041 employees in 1987. Hospitals had 7,640 employees; individual and family social services, 1,685 employees; and civic, social, and fraternal associations, 1,547 employees.

Figure 1. **Percent Change in Receipts and Annual Payroll for Establishments of Firms Subject to Federal Income Tax: 1987 to 1992**



(Includes only establishments with payroll. For meaning of abbreviations and symbols, see introductory text)

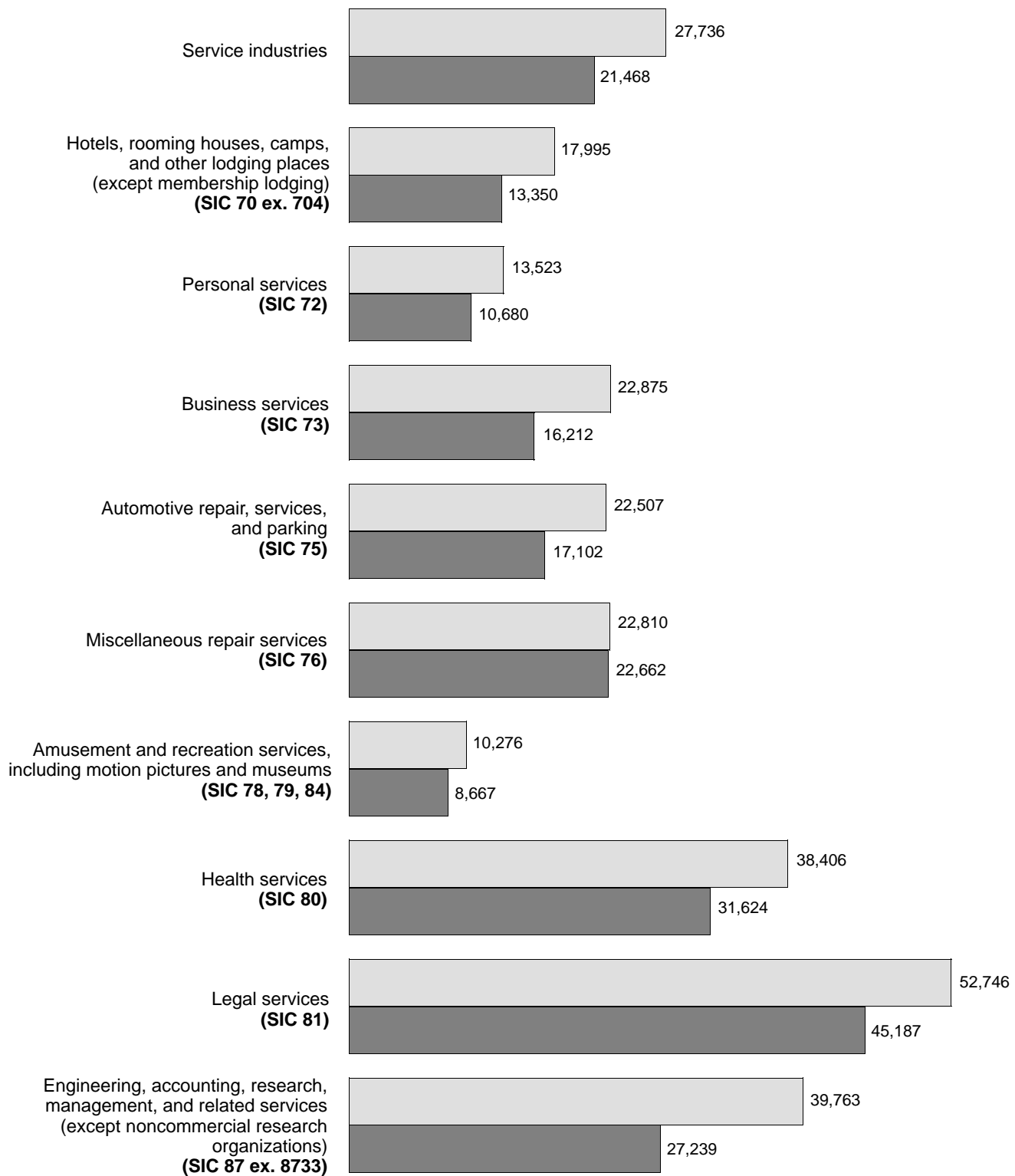
Receipts   
Payroll 



**Figure 2. Annual Payroll Per Employee for Establishments of Firms Subject to Federal Income Tax: 1992 and 1987**

(In dollars. For meaning of abbreviations and symbols, see introductory text)

1992   
1987 







**Table 1a. Summary Statistics for Firms Subject to Federal Income Tax for the State: 1992**

[Includes only establishments with payroll. For meaning of abbreviations and symbols, see introductory text. For explanation of terms and comparability of 1987 and 1992 censuses, see appendix A]

SIC code	Kind of business or operation	Establishments (number)	Receipts (\$1,000)	Annual payroll (\$1,000)	First-quarter payroll (\$1,000)	Paid employees for pay period including March 12 (number)
	<b>Total</b> .....	<b>4 452</b>	<b>2 382 444</b>	<b>884 478</b>	<b>191 897</b>	<b>31 889</b>
<b>70 ex. 704</b>	<b>Hotels, rooming houses, camps, and other lodging places (except membership lodging)</b> .....	<b>324</b>	<b>277 921</b>	<b>75 491</b>	<b>15 271</b>	<b>4 195</b>
	Hotels and motels .....	225	251 622	69 531	14 613	4 008
7011	Hotels .....	135	211 359	59 525	12 668	3 350
7011 pt.	Hotels, 25 guestrooms or more .....	107	205 470	58 525	12 552	3 277
7011 pt.	Hotels, less than 25 guestrooms .....	28	5 889	1 000	116	73
7011 pt.	Motels, motor hotels, and tourist courts .....	90	40 263	10 006	1 945	658
7011 pt.	Motels, tourist courts .....	78	32 982	8 287	1 554	481
7011 pt.	Motor hotels .....	12	7 281	1 719	391	177
702, 3	Other lodging places .....	99	26 299	5 960	658	187
702	Rooming and boarding houses .....	7	1 673	359	52	15
703	Camps and recreational vehicle parks .....	92	24 626	5 601	606	172
7032	Sporting and recreational camps .....	76	21 400	5 085	568	159
7033	Recreational vehicle parks and campsites .....	16	3 226	516	38	13
<b>72</b>	<b>Personal services</b> .....	<b>404</b>	<b>87 761</b>	<b>31 847</b>	<b>7 400</b>	<b>2 355</b>
721	Laundry, cleaning, and garment services .....	95	36 543	15 312	3 504	1 030
7211	Power laundries, family and commercial* .....	3	(D)	(D)	(D)	AA
7213	Linen supply* .....	3	3 474	1 140	254	52
7215	Coin-operated laundries and drycleaning .....	30	5 074	1 131	239	110
7215 pt.	Coin-operated laundries and drycleaning stores .....	30	5 074	1 131	239	110
7215 pt.	Coin-operated laundry routes .....	—	—	—	—	—
7216	Drycleaning plants, except rug cleaning* .....	26	17 679	7 620	1 787	411
7217	Carpet and upholstery cleaning .....	21	2 449	976	237	67
7218	Industrial laundries* .....	1	(D)	(D)	(D)	EE
7212, 9	Other laundry, cleaning, and garment services* .....	11	(D)	(D)	(D)	BB
7212	Garment pressing, and agents for laundries and drycleaners .....	2	(D)	(D)	(D)	AA
7219	Laundry and garment services, n.e.c.* .....	9	(D)	(D)	(D)	BB
722	Photographic studios, portrait .....	21	5 794	907	170	62
723, 4	Beauty and barber shops .....	178	27 494	11 373	2 595	818
723	Beauty shops .....	171	(D)	(D)	(D)	FF
724	Barber shops .....	7	(D)	(D)	(D)	BB
725	Shoe repair shops and shoeshine parlors .....	2	(D)	(D)	(D)	AA
726	Funeral service and crematories .....	14	4 729	1 187	308	48
729	Miscellaneous personal services .....	94	(D)	(D)	(D)	EE
7291	Tax return preparation services .....	26	4 101	1 309	411	174
7299	Miscellaneous personal services, n.e.c. .....	68	(D)	(D)	(D)	CC
7299 pt.	Massage parlors, tanning salons, and saunas .....	27	2 210	560	148	88
7299 pt.	Other personal services .....	41	(D)	(D)	(D)	CC
7299 pt.	Diet and weight reducing services .....	9	1 411	386	64	39
7299 pt.	Formal wear rental .....	2	(D)	(D)	(D)	AA
7299 pt.	Other personal services, n.e.c. .....	30	4 101	534	150	77
<b>73</b>	<b>Business services</b> .....	<b>643</b>	<b>287 880</b>	<b>126 135</b>	<b>29 524</b>	<b>5 514</b>
731	Advertising .....	22	20 401	6 786	1 801	167
7311	Advertising agencies .....	18	(D)	(D)	(D)	CC
7312	Outdoor advertising services .....	2	(D)	(D)	(D)	AA
7313	Radio, television, publishers' advertising representatives .....	2	(D)	(D)	(D)	BB
7313 pt.	Radio, television advertising representatives .....	1	(D)	(D)	(D)	AA
7313 pt.	Publishers' advertising representatives .....	1	(D)	(D)	(D)	AA
7319	Advertising, n.e.c. .....	—	—	—	—	—
732	Consumer credit reporting agencies, mercantile reporting agencies, and adjustment and collection agencies .....	26	11 015	3 653	918	190
7322	Adjustment and collection services .....	21	6 880	2 673	689	149
7323	Credit reporting services .....	5	4 135	980	229	41
733	Mailing, reproduction, commercial art and photography, and stenographic services .....	59	20 314	6 192	1 867	373
7331	Direct mail advertising services .....	4	1 291	476	90	37
7331 pt.	Mailing list compilers, brokers, and managers .....	2	(D)	(D)	(D)	BB
7331 pt.	Direct mail advertising services, except mailing list services .....	2	(D)	(D)	(D)	AA
7334	Photocopying and duplicating services .....	18	11 500	3 637	1 260	201
7334 pt.	Blueprinting and duplicating services .....	17	(D)	(D)	(D)	CC
7334 pt.	Duplicating services, except printing and photocopying .....	1	(D)	(D)	(D)	AA
7335, 6	Commercial photography, art, and graphics .....	12	1 423	322	116	22
7335	Commercial photography .....	7	663	65	14	5
7336	Commercial art and graphic design .....	5	780	257	102	17
7336 pt.	Commercial art .....	2	(D)	(D)	(D)	AA
7336 pt.	Graphic arts and related design .....	3	(D)	(D)	(D)	AA
7338	Secretarial and court reporting services .....	25	6 100	1 757	401	113
734	Services to dwellings and other buildings .....	219	36 840	16 257	3 775	1 378
7342	Disinfecting and pest control services .....	9	708	300	68	20
7349	Building cleaning and maintenance services, n.e.c. .....	210	36 132	15 957	3 707	1 358
735	Miscellaneous equipment rental and leasing .....	65	42 985	10 527	2 593	326
7352	Medical equipment rental and leasing .....	3	(D)	(D)	(D)	AA
7353	Heavy construction equipment rental and leasing .....	18	(D)	(D)	(D)	BB
7353 pt.	Rental and leasing of heavy construction equipment without operators .....	13	15 764	3 199	647	77
7353 pt.	Rental and leasing of heavy construction equipment with operators .....	5	(D)	(D)	(D)	AA
7359	Equipment rental and leasing, n.e.c. .....	44	26 125	7 042	1 886	236
7359 pt.	Equipment rental .....	37	23 686	6 379	1 667	207
7359 pt.	Rent-to-own .....	5	5 024	868	191	32
7359 pt.	Equipment rental, except rent-to-own .....	32	18 662	5 511	1 476	175
7359 pt.	Equipment leasing, except finance leasing .....	7	2 439	663	219	29

**Table 1a. Summary Statistics for Firms Subject to Federal Income Tax for the State: 1992—Con.**

[Includes only establishments with payroll. For meaning of abbreviations and symbols, see introductory text. For explanation of terms and comparability of 1987 and 1992 censuses, see appendix A]

SIC code	Kind of business or operation	Establishments (number)	Receipts (\$1,000)	Annual payroll (\$1,000)	First-quarter payroll (\$1,000)	Paid employees for pay period including March 12 (number)
<b>73</b>	<b>Business services—Con.</b>					
736	Personnel supply services -----	24	43 612	29 284	5 857	938
7361	Employment agencies -----	8	4 556	2 981	548	128
7363	Help supply services -----	16	39 056	26 303	5 309	810
7363 pt.	Temporary help supply -----	14	(D)	(D)	(D)	FF
7363 pt.	Help supply, except temporary -----	2	(D)	(D)	(D)	CC
7363 pt.	Employee leasing -----	2	(D)	(D)	(D)	CC
7363 pt.	Other help supply services -----	-	-	-	-	-
737	Computer programming, data processing, and other computer related services -----	58	21 165	7 615	1 942	220
7371, 2, 3	Computer programming, prepackaged software, and integrated systems -----	28	12 883	3 887	924	116
7371	Computer programming services -----	22	11 026	3 166	776	94
7372	Prepackaged software -----	1	(D)	(D)	(D)	AA
7373	Computer integrated systems -----	5	(D)	(D)	(D)	BB
7374, 5, 6	Data processing services -----	7	2 997	1 639	532	47
7374, 5	Computer processing, information retrieval -----	7	2 997	1 639	532	47
7374	Computer processing and data preparation and processing services -----	7	2 997	1 639	532	47
7375	Information retrieval services -----	-	-	-	-	-
7376	Computer facilities management services -----	-	-	-	-	-
7377, 8, 9	Computer rental and leasing, maintenance, and related services, n.e.c. -----	23	5 285	2 089	486	57
7377	Computer rental and leasing -----	-	-	-	-	-
7378	Computer maintenance and repair -----	12	3 958	1 332	257	36
7379	Computer related services, n.e.c. -----	11	1 327	757	229	21
7379 pt.	Computer consultants -----	9	(D)	(D)	(D)	AA
7379 pt.	Miscellaneous computer services, n.e.c. -----	2	(D)	(D)	(D)	AA
738	Miscellaneous business services -----	170	91 548	45 821	10 771	1 922
7381, 2	Detective agencies and protective services -----	33	46 439	33 488	8 089	1 271
7381	Detective, guard, and armored car services -----	28	42 944	32 620	7 873	1 240
7381 pt.	Detective agencies and guard services -----	26	(D)	(D)	(D)	GG
7381 pt.	Armored car services -----	2	(D)	(D)	(D)	BB
7382	Security systems services -----	5	3 495	868	216	31
7383	News syndicates -----	3	(D)	(D)	(D)	AA
7384	Photofinishing laboratories* -----	29	12 150	2 859	621	145
7384 pt.	Photofinishing laboratories, except "one-hour" (mini) labs* -----	12	7 383	1 650	350	75
7384 pt.	One-hour (mini) photofinishing* -----	17	4 767	1 209	271	70
7389	Business services, n.e.c. -----	105	(D)	(D)	(D)	EE
7389 pt.	Sign painting shops -----	9	2 614	417	104	32
7389 pt.	Interior designing -----	5	1 934	289	61	10
7389 pt.	Telephone answering services -----	9	1 509	784	183	49
7389 pt.	Other business services -----	82	(D)	(D)	(D)	EE
7389 pt.	Water softening and conditioning services -----	2	(D)	(D)	(D)	AA
7389 pt.	Packaging and labeling services -----	1	(D)	(D)	(D)	AA
7389 pt.	Trading stamp services -----	-	-	-	-	-
7389 pt.	Miscellaneous business services -----	79	24 779	7 532	1 607	399
7389 pt.	Convention and trade show services -----	7	2 085	629	143	36
7389 pt.	Private mail centers -----	9	4 858	571	82	40
7389 pt.	Miscellaneous business services, n.e.c. -----	63	17 836	6 332	1 382	323
<b>75</b>	<b>Automotive repair, services, and parking -----</b>	<b>334</b>	<b>163 375</b>	<b>39 410</b>	<b>8 657</b>	<b>1 751</b>
751	Automotive rental and leasing, without drivers -----	55	46 887	8 325	1 678	397
7513	Truck rental and leasing, without drivers -----	9	4 677	1 080	299	51
7513 pt.	Truck rental, without drivers -----	5	3 920	928	249	40
7513 pt.	Truck leasing, except finance leasing -----	4	757	152	50	11
7514, 5	Passenger car rental and leasing -----	38	36 490	6 389	1 320	326
7514	Passenger car rental -----	37	(D)	(D)	(D)	EE
7515	Passenger car leasing -----	1	(D)	(D)	(D)	AA
7519	Utility trailer and recreational vehicle rental -----	8	5 720	856	59	20
752	Automobile parking -----	4	(D)	(D)	(D)	BB
7521 pt.	Parking lots -----	4	(D)	(D)	(D)	BB
7521 pt.	Parking structures -----	-	-	-	-	-
753	Automotive repair shops -----	231	94 625	26 128	5 898	952
7532	Top, body, and upholstery repair shops and paint shops -----	62	27 514	8 301	2 020	271
7532 pt.	Top and body repair shops -----	61	(D)	(D)	(D)	EE
7532 pt.	Paint shops -----	1	(D)	(D)	(D)	AA
7538	General automotive repair shops -----	125	50 286	13 225	2 850	503
7538 pt.	General automotive repair shops, except diesel -----	106	42 701	11 118	2 392	424
7538 pt.	Diesel repair shops -----	19	7 585	2 107	458	79
7533, 4, 6, 7, 9	Other automotive repair shops -----	44	16 825	4 602	1 028	178
7533	Automotive exhaust system repair shops -----	10	5 554	1 555	349	68
7534	Tire retreading and repair shops -----	3	1 481	423	86	12
7536	Automotive glass replacement shops -----	7	2 965	813	181	33
7537	Automotive transmission repair shops -----	13	4 408	1 151	271	41
7539	Automotive repair shops, n.e.c. -----	11	2 417	660	141	24
7539 pt.	Radiator repair -----	5	673	85	21	5
7539 pt.	Brake, front end, and wheel alignment -----	2	(D)	(D)	(D)	AA
7539 pt.	Automotive electrical and fuel system services -----	3	(D)	(D)	(D)	AA
7539 pt.	Carburetor repair shops -----	-	-	-	-	-
7539 pt.	Automotive electrical repair shops -----	3	(D)	(D)	(D)	AA
7539 pt.	Other automotive repair shops, n.e.c. -----	1	(D)	(D)	(D)	AA
754	Automotive services, except repair -----	44	(D)	(D)	(D)	EE
7542	Carwashes -----	20	(D)	(D)	(D)	CC
7549	Automotive services, except repair and carwashes -----	24	11 349	2 798	569	140
7549 pt.	Lubrication shops -----	8	1 943	562	387	98
7549 pt.	Other automotive services -----	16	3 787	855	182	42
7549 pt.	Towing services -----	13	2 314	586	124	31
7549 pt.	Other automotive services, n.e.c. -----	3	1 473	269	58	11

**Table 1a. Summary Statistics for Firms Subject to Federal Income Tax for the State: 1992—Con.**

[Includes only establishments with payroll. For meaning of abbreviations and symbols, see introductory text. For explanation of terms and comparability of 1987 and 1992 censuses, see appendix A]

SIC code	Kind of business or operation	Establishments (number)	Receipts (\$1,000)	Annual payroll (\$1,000)	First-quarter payroll (\$1,000)	Paid employees for pay period including March 12 (number)
<b>76</b>	<b>Miscellaneous repair services</b>	<b>192</b>	<b>78 177</b>	<b>22 080</b>	<b>5 535</b>	<b>968</b>
762	Electrical repair shops	57	23 246	7 481	1 886	374
7622	Radio and television repair shops	11	2 222	625	182	44
7623, 9	Other electrical and electronic repair shops	46	21 024	6 856	1 704	330
7623	Refrigeration and air-conditioning service and repair shops	8	2 338	566	139	25
7629	Electrical and electronic repair shops, n.e.c.	38	18 686	6 290	1 565	305
763	Watch, clock, and jewelry repair	3	418	111	23	7
764	Reupholstery and furniture repair	9	1 765	503	139	30
769	Miscellaneous repair and related services	123	52 748	13 985	3 487	557
7692	Welding repair	18	11 949	2 904	649	139
7694	Armature rewinding shops	6	3 995	1 261	298	27
7699	Repair shops and related services, n.e.c.	99	36 804	9 820	2 540	391
7699 pt.	Farm machinery and equipment repair	2	(D)	(D)	(D)	BB
7699 pt.	Lawnmower and other small gasoline engine repair	5	1 271	188	24	5
7699 pt.	Sewer and septic tank cleaning services	10	1 765	341	74	17
7699 pt.	Other repair and related services, n.e.c.	82	(D)	(D)	(D)	EE
<b>78, 79, 84</b>	<b>Amusement and recreation services, including motion pictures and museums</b>	<b>424</b>	<b>152 219</b>	<b>27 879</b>	<b>5 845</b>	<b>2 713</b>
781, 2	Motion picture production, distribution, and services	17	9 038	1 900	370	52
7812 pt.	Motion picture production, except for television	4	(D)	(D)	(D)	AA
7812 pt.	Motion picture and tape production for television	5	1 466	429	104	16
7819	Services allied to motion picture production	4	2 176	953	156	17
7822 pt.	Motion picture film and tape distributors	4	(D)	(D)	(D)	AA
7822 pt.	Motion picture film exchanges	2	(D)	(D)	(D)	AA
7822 pt.	Video tape wholesalers	2	(D)	(D)	(D)	AA
7822 pt.	Film and tape distribution for television	—	—	—	—	—
7829	Services allied to motion picture distribution	—	—	—	—	—
783	Motion picture theaters	17	21 524	1 957	464	302
7832	Motion picture theaters, except drive-in	17	21 524	1 957	464	302
7833	Drive-in motion picture theaters	—	—	—	—	—
784	Video tape rental	101	24 165	4 772	1 158	543
792	Theatrical producers (except motion picture), bands, orchestras, and entertainers	8	1 417	670	76	39
7922	Theatrical producers (except motion picture) and miscellaneous theatrical services	3	(D)	(D)	(D)	BB
7922 pt.	Producers of live theatrical productions	2	(D)	(D)	(D)	BB
7922 pt.	Producers of radio and television shows, except tape producers	—	—	—	—	—
7922 pt.	Artists' and entertainers' managers or agents, concert bureaus, booking agents	—	—	—	—	—
7922 pt.	Other theatrical services	1	(D)	(D)	(D)	AA
7929	Bands, orchestras, actors, and other entertainers and entertainment groups	5	(D)	(D)	(D)	AA
7929 pt.	Dance groups and artists	—	—	—	—	—
7929 pt.	Symphony orchestras, opera companies, and chamber music organizations	—	—	—	—	—
7929 pt.	Other music and entertainment presentations	5	(D)	(D)	(D)	AA
7929 pt.	Other music groups and artists	2	(D)	(D)	(D)	AA
7929 pt.	Other entertainers and entertainment groups	3	(D)	(D)	(D)	AA
793	Bowling centers	14	8 627	2 551	637	203
79 ex. 792, 3, 84	Commercial sports and other amusement and recreation services, including museums	267	87 448	16 029	3 140	1 574
794	Commercial sports	6	1 306	269	67	29
7941	Professional sports clubs, managers, promoters	6	1 306	269	67	29
7941 pt.	Baseball clubs	2	(D)	(D)	(D)	BB
7941 pt.	Football clubs	—	—	—	—	—
7941 pt.	Other professional sports clubs	—	—	—	—	—
7941 pt.	Managers and promoters	4	(D)	(D)	(D)	AA
7948	Racing, including track operation	—	—	—	—	—
7948 pt.	Auto racetrack operation	—	—	—	—	—
7948 pt.	Horse racetrack operation	—	—	—	—	—
7948 pt.	Dog racetrack operation	—	—	—	—	—
7948 pt.	Racing stables and racing, n.e.c.	—	—	—	—	—
79 ex. 792, 3, 4, 84	Other amusement and recreation services, including museums	261	86 142	15 760	3 073	1 545
791	Dance studios, schools, and halls	10	848	252	67	32
7911	Physical fitness facilities	25	12 887	3 279	796	546
7911 pt.	Physical fitness centers, except gymnasiums and athletic clubs	21	10 952	2 609	635	477
7911 pt.	Gymnasiums and athletic clubs	4	1 935	670	161	69
7912	Public golf courses	4	729	369	29	4
7913	Coin-operated amusement devices	9	4 499	596	140	41
7916	Amusement parks	—	—	—	—	—
7917	Membership sports and recreation clubs	8	3 738	932	210	105
7919, 84	Amusement and recreation services, including museums, n.e.c.	205	63 441	10 332	1 831	817
7919 pt.	Concession operators of amusement devices and rides	3	(D)	(D)	(D)	AA
7919 pt.	Carnivals, circuses, and fairs	2	(D)	(D)	(D)	AA
7919 pt.	Carnivals and circuses	1	(D)	(D)	(D)	AA
7919 pt.	Fairs	1	(D)	(D)	(D)	AA
7919 pt., 84	Other recreation and amusements, including museums	200	61 040	9 640	1 738	808
84	Museums, art galleries, and botanical and zoological gardens	4	258	74	6	1
841	Museums and art galleries	3	(D)	(D)	(D)	AA
842	Arboreta and botanical or zoological gardens	1	(D)	(D)	(D)	AA
7999 pt.	Roller skating rinks	8	799	115	33	43
7999 pt.	Ice skating rinks	—	—	—	—	—
7999 pt.	Other amusement and recreation services, n.e.c.	188	59 983	9 451	1 699	764

**Table 1a. Summary Statistics for Firms Subject to Federal Income Tax for the State: 1992—Con.**

[Includes only establishments with payroll. For meaning of abbreviations and symbols, see introductory text. For explanation of terms and comparability of 1987 and 1992 censuses, see appendix A]

SIC code	Kind of business or operation	Establishments (number)	Receipts (\$1,000)	Annual payroll (\$1,000)	First-quarter payroll (\$1,000)	Paid employees for pay period including March 12 (number)
<b>80</b>	<b>Health services</b> .....	<b>858</b>	<b>541 808</b>	<b>217 150</b>	<b>44 496</b>	<b>5 654</b>
801	Offices and clinics of doctors of medicine .....	349	257 847	120 664	22 893	2 396
8011 pt.	Offices of doctors of medicine .....	343	246 773	117 488	22 101	2 281
8011 pt.	General medical clinics .....	6	11 074	3 176	792	115
802	Offices and clinics of dentists .....	262	114 760	42 902	9 118	1 453
8021 pt.	Offices of dentists .....	258	(D)	(D)	(D)	GG
8021 pt.	Dental clinics .....	4	(D)	(D)	(D)	BB
803	Offices and clinics of doctors of osteopathy .....	11	5 757	1 959	272	31
8031 pt.	Offices of osteopathic physicians .....	11	5 757	1 959	272	31
8031 pt.	Osteopathic clinics .....	—	—	—	—	—
804	Offices and clinics of other health practitioners .....	180	53 669	16 117	3 595	625
8041	Offices and clinics of chiropractors .....	71	21 901	6 719	1 428	227
8042	Offices and clinics of optometrists .....	44	17 112	4 975	1 188	177
8043	Offices and clinics of podiatrists .....	5	2 222	277	72	21
8049	Offices and clinics of health practitioners, n.e.c. ....	60	12 434	4 146	907	200
805	Nursing and personal care facilities .....	—	—	—	—	—
8051	Skilled nursing care facilities .....	—	—	—	—	—
8052	Intermediate care facilities .....	—	—	—	—	—
8059	Nursing and personal care facilities, n.e.c. ....	—	—	—	—	—
806	Hospitals .....	3	(D)	(D)	(D)	FF
8062	General medical and surgical hospitals .....	1	(D)	(D)	(D)	FF
8063, 9	Specialty hospitals .....	2	(D)	(D)	(D)	CC
8063	Psychiatric hospitals .....	2	(D)	(D)	(D)	CC
8069	Specialty hospitals, except psychiatric .....	—	—	—	—	—
807, 8, 9	Other health services .....	53	(D)	(D)	(D)	EE
807	Medical and dental laboratories .....	27	14 497	5 101	1 200	164
8071	Medical laboratories .....	15	11 042	3 690	853	103
8072	Dental laboratories .....	12	3 455	1 411	347	61
808	Home health care services .....	8	(D)	(D)	(D)	CC
809	Miscellaneous health and allied services, n.e.c. ....	18	(D)	(D)	(D)	BB
8092	Kidney dialysis centers .....	—	—	—	—	—
8093	Specialty outpatient facilities, n.e.c. ....	14	(D)	(D)	(D)	BB
8099	Health and allied services, n.e.c. ....	4	(D)	(D)	(D)	AA
<b>81</b>	<b>Legal services</b> .....	<b>416</b>	<b>268 461</b>	<b>116 516</b>	<b>24 155</b>	<b>2 209</b>
<b>823, 4, 9</b>	<b>Selected educational services</b> .....	<b>24</b>	<b>8 810</b>	<b>3 676</b>	<b>1 039</b>	<b>195</b>
823	Libraries .....	—	—	—	—	—
824	Vocational schools .....	12	5 709	2 508	758	124
8243	Data processing schools .....	1	(D)	(D)	(D)	AA
8244	Business and secretarial schools .....	3	(D)	(D)	(D)	BB
8249	Vocational schools, n.e.c. ....	8	(D)	(D)	(D)	BB
829	Schools and educational services, n.e.c. ....	12	3 101	1 168	281	71
<b>83</b>	<b>Social services</b> .....	<b>150</b>	<b>29 851</b>	<b>12 754</b>	<b>3 154</b>	<b>992</b>
835	Child day care services .....	93	12 689	5 776	1 471	619
832, 3, 6, 9	Other social services .....	57	17 162	6 978	1 683	373
832	Individual and family social services .....	27	5 829	2 334	525	94
833	Job training and vocational rehabilitation services .....	14	3 369	1 773	459	69
836	Residential care .....	8	5 739	2 216	552	122
839	Social services, n.e.c. ....	8	2 225	655	147	88
<b>87 ex. 8733</b>	<b>Engineering, accounting, research, management, and related services (except noncommercial research organizations)</b> .....	<b>661</b>	<b>479 605</b>	<b>209 116</b>	<b>46 298</b>	<b>5 259</b>
871	Engineering, architectural, and surveying services .....	251	266 499	115 851	23 944	2 467
8711	Engineering services .....	149	204 151	90 581	19 583	1 816
8712	Architectural services .....	35	32 454	11 221	2 248	238
8713	Surveying services .....	67	29 894	14 049	2 113	413
872	Accounting, auditing, and bookkeeping services .....	210	64 797	26 870	6 432	887
873 ex. 8733	Research, development, and testing services (except noncommercial research organizations) .....	46	26 861	11 580	2 441	340
8731	Commercial physical and biological research .....	12	6 831	2 799	543	81
8731 pt.	Commercial physical research .....	6	3 273	1 521	298	44
8731 pt.	Commercial medical and biological research .....	6	3 558	1 278	245	37
8732	Commercial economic, sociological, and educational research .....	15	6 613	2 590	551	88
8734	Testing laboratories .....	19	13 417	6 191	1 347	171
874	Management and public relations services .....	154	121 448	54 815	13 481	1 565
8741	Management services .....	52	20 227	9 232	2 162	312
8742	Management consulting services .....	49	16 945	8 202	1 846	199
8743	Public relations services .....	14	3 513	908	221	24
8744	Facilities support management services .....	14	76 318	35 087	8 955	979
8748	Business consulting services, n.e.c. ....	25	4 445	1 386	297	51
<b>89</b>	<b>Services, n.e.c.</b> .....	<b>22</b>	<b>6 576</b>	<b>2 424</b>	<b>523</b>	<b>84</b>
8999 pt.	Scientific and related consulting services, except environmental .....	7	1 652	454	71	22
8999 pt.	Other services .....	15	4 924	1 970	452	62
8999 pt.	Environmental consulting .....	10	4 415	1 666	372	51
8999 pt.	Authors, composers, and other arts-related services .....	—	—	—	—	—
8999 pt.	Other services, n.e.c. ....	5	509	304	80	11

**Table 1b. Summary Statistics for Firms Exempt From Federal Income Tax for the State: 1992**

[Includes only establishments with payroll. For meaning of abbreviations and symbols, see introductory text. For explanation of terms and comparability of 1987 and 1992 censuses, see appendix A]

SIC code	Kind of business or operation	Establishments (number)	Revenue (\$1,000)	Annual payroll (\$1,000)	First-quarter payroll (\$1,000)	Paid employees for pay period including March 12 (number)
	<b>Total</b> .....	<b>897</b>	<b>1 028 008</b>	<b>445 301</b>	<b>106 353</b>	<b>17 154</b>
<b>7032, 704</b>	<b>Camps and membership lodging</b> .....	<b>5</b>	<b>1 705</b>	<b>533</b>	<b>115</b>	<b>36</b>
7032	Sporting and recreational camps .....	4	(D)	(D)	(D)	BB
704	Organization hotels and lodging houses, on membership basis .....	1	(D)	(D)	(D)	AA
<b>792, 7991 pt., 7997, 7999 pt., 84</b>	<b>Selected amusement, recreation, and related services</b> .....	<b>57</b>	<b>20 624</b>	<b>5 841</b>	<b>1 324</b>	<b>367</b>
792	Theatrical producers (except motion picture), bands, orchestras, and entertainers .....	17	8 624	2 431	629	163
7922	Theatrical producers (except motion picture) and miscellaneous theatrical services .....	12	6 495	1 959	501	120
7922 pt.	Producers of live theatrical productions .....	7	(D)	(D)	(D)	BB
7922 pt.	Producers of radio and television shows, except tape .....	—	—	—	—	—
7922 pt.	Artists' and entertainers' managers or agents, concert bureaus, booking agents .....	4	(D)	(D)	(D)	AA
7922 pt.	Other theatrical services .....	1	(D)	(D)	(D)	BB
7929	Bands, orchestras, actors, and other entertainers and entertainment groups .....	5	2 129	472	128	43
7929 pt.	Dance groups and artists .....	1	(D)	(D)	(D)	AA
7929 pt.	Symphony orchestras, opera companies, and chamber music organizations .....	4	(D)	(D)	(D)	BB
7929 pt.	Other music groups and artists .....	—	—	—	—	—
7929 pt.	Other entertainers and entertainment groups .....	—	—	—	—	—
7991 pt., 7997	Gymnasiums, athletic clubs, and membership sports and recreation clubs .....	20	3 652	973	221	90
7991 pt.	Gymnasiums and athletic clubs .....	2	(D)	(D)	(D)	BB
7997	Membership sports and recreation clubs .....	18	(D)	(D)	(D)	BB
7999 pt.	Fairs .....	9	4 735	1 125	149	40
84	Museums, art galleries, and botanical and zoological gardens .....	11	3 613	1 312	325	74
841	Museums and art galleries .....	10	(D)	(D)	(D)	BB
842	Arboreta and botanical or zoological gardens .....	1	(D)	(D)	(D)	AA
<b>8011 pt.; 8021 pt.; 805, 6, 8, 9</b>	<b>Selected health services</b> .....	<b>81</b>	<b>683 519</b>	<b>317 428</b>	<b>75 565</b>	<b>9 552</b>
8011 pt., 8021 pt.	Clinics of doctors of medicine and dentists .....	11	12 517	6 435	1 562	268
8011 pt.	General medical clinics .....	11	12 517	6 435	1 562	268
8021 pt.	Dental clinics .....	—	—	—	—	—
805	Nursing and personal care facilities .....	15	42 843	20 842	4 912	991
8051	Skilled nursing care facilities .....	7	38 818	18 254	4 306	835
8052	Intermediate care facilities .....	7	(D)	(D)	(D)	CC
8059	Nursing and personal care facilities, n.e.c. .....	1	(D)	(D)	(D)	AA
806	Hospitals .....	26	596 703	274 339	65 324	7 640
8062	General medical and surgical hospitals .....	25	(D)	(D)	(D)	II
8062 pt.	General medical and surgical hospitals, nongovernment .....	7	308 928	132 154	31 527	3 705
8062 pt.	General medical and surgical hospitals, government .....	18	(D)	(D)	(D)	HH
8063, 9	Specialty hospitals .....	1	(D)	(D)	(D)	EE
8063	Psychiatric hospitals .....	1	(D)	(D)	(D)	EE
8063 pt.	Psychiatric hospitals, nongovernment .....	—	—	—	—	—
8063 pt.	Psychiatric hospitals, government .....	1	(D)	(D)	(D)	EE
8069	Specialty hospitals, except psychiatric .....	—	—	—	—	—
8069 pt.	Specialty hospitals, except psychiatric; nongovernment .....	—	—	—	—	—
8069 pt.	Specialty hospitals, except psychiatric; government .....	—	—	—	—	—
808, 9	Other health services .....	29	31 456	15 812	3 767	653
808	Home health care services .....	2	(D)	(D)	(D)	BB
809	Miscellaneous health and allied services, n.e.c. .....	27	(D)	(D)	(D)	FF
8092	Kidney dialysis centers .....	2	(D)	(D)	(D)	AA
8093	Specialty outpatient facilities, n.e.c. .....	2	26 347	13 901	3 357	531
8099	Health and allied services, n.e.c. .....	4	(D)	(D)	(D)	BB
<b>8111 pt.</b>	<b>Legal aid societies and similar legal services</b> .....	<b>13</b>	<b>5 087</b>	<b>2 389</b>	<b>536</b>	<b>63</b>
<b>823, 4, 9</b>	<b>Selected educational services</b> .....	<b>30</b>	<b>11 339</b>	<b>3 401</b>	<b>607</b>	<b>171</b>
823	Libraries .....	5	219	52	12	5
824	Vocational schools .....	8	1 580	514	175	27
8243	Data processing schools .....	—	—	—	—	—
8244	Business and secretarial schools .....	—	—	—	—	—
8249	Vocational schools, n.e.c. .....	8	1 580	514	175	27
829	Schools and educational services, n.e.c. .....	17	9 540	2 835	420	139
<b>83</b>	<b>Social services</b> .....	<b>342</b>	<b>175 769</b>	<b>79 296</b>	<b>18 997</b>	<b>4 570</b>
835	Child day care services .....	72	12 849	7 594	1 858	657
832, 3, 6, 9	Other social services .....	270	162 920	71 702	17 139	3 913
832	Individual and family social services .....	124	71 343	32 850	7 749	1 685
833	Job training and vocational rehabilitation services .....	23	24 362	12 493	2 923	942
836	Residential care .....	60	33 988	16 861	4 095	898
839	Social services, n.e.c. .....	63	33 227	9 498	2 372	388
<b>861, 2, 4, 9</b>	<b>Selected membership organizations</b> .....	<b>342</b>	<b>123 771</b>	<b>34 339</b>	<b>8 850</b>	<b>2 333</b>
861	Business associations .....	70	32 479	8 714	2 696	557
864	Civic, social, and fraternal associations .....	217	74 523	19 746	4 827	1 547
862, 9	Other membership organizations .....	55	16 769	5 879	1 327	229
862	Professional membership organizations .....	23	8 105	2 927	704	79
869	Membership organizations, n.e.c. .....	32	8 664	2 952	623	150

SERVICE INDUSTRIES—GEOGRAPHIC AREA SERIES

ALASKA AK-11

**Table 1b. Summary Statistics for Firms Exempt From Federal Income Tax for the State: 1992—Con.**

[Includes only establishments with payroll. For meaning of abbreviations and symbols, see introductory text. For explanation of terms and comparability of 1987 and 1992 censuses, see appendix A]

SIC code	Kind of business or operation	Establishments (number)	Revenue (\$1,000)	Annual payroll (\$1,000)	First-quarter payroll (\$1,000)	Paid employees for pay period including March 12 (number)
<b>873, 4 ex. 8744</b>	<b>Research, testing, and consulting services, except facilities support management services</b> .....	<b>27</b>	<b>6 194</b>	<b>2 074</b>	<b>359</b>	<b>62</b>
873	Research, development, and testing services .....	18	4 386	1 233	199	37
8731	Commercial physical and biological research .....	-	-	-	-	-
8732	Commercial economic, sociological, and educational research .....	3	(D)	(D)	(D)	AA
8733	Noncommercial research organizations .....	14	4 099	1 121	184	32
8734	Testing laboratories .....	1	(D)	(D)	(D)	AA
874 ex. 8744	Management and public relations services, except facilities support management services .....	9	1 808	841	160	25
8741	Management services .....	2	(D)	(D)	(D)	AA
8742	Management consulting services .....	1	(D)	(D)	(D)	AA
8743	Public relations services .....	2	(D)	(D)	(D)	AA
8748	Business consulting services, n.e.c. ....	4	1 256	547	115	15

**Table 2a. Selected Ratios for Firms Subject to Federal Income Tax for the State: 1992**

[Includes only establishments with payroll. For meaning of abbreviations and symbols, see introductory text. For explanation of terms and comparability of 1987 and 1992 censuses, see appendix A]

SIC code	Kind of business or operation	Receipts		Annual payroll per employee <sup>1</sup> (dollars)	Employees per establishment <sup>1</sup> (number)
		Per establishment (dollars)	Per employee <sup>1</sup> (dollars)		
	<b>Total</b> .....	<b>535 140</b>	<b>74 711</b>	<b>27 736</b>	<b>7</b>
<b>70 ex. 704</b>	<b>Hotels, rooming houses, camps, and other lodging places (except membership lodging)</b> .....	<b>857 781</b>	<b>66 251</b>	<b>17 995</b>	<b>13</b>
7011	Hotels and motels .....	1 118 320	62 780	17 348	18
7011 pt.	Hotels .....	1 565 622	63 092	17 769	25
7011 pt.	Hotels, 25 guestrooms or more .....	1 920 280	62 701	17 859	31
7011 pt.	Hotels, less than 25 guestrooms .....	210 321	80 671	13 699	3
7011 pt.	Motels, motor hotels, and tourist courts .....	447 367	61 190	15 207	7
7011 pt.	Motels, tourist courts .....	422 846	68 570	17 229	6
7011 pt.	Motor hotels .....	606 750	41 136	9 712	15
702, 3	Other lodging places .....	265 646	140 636	31 872	2
702	Rooming and boarding houses .....	239 000	111 533	23 933	2
703	Camps and recreational vehicle parks .....	267 674	143 174	32 564	2
<b>72</b>	<b>Personal services</b> .....	<b>217 230</b>	<b>37 266</b>	<b>13 523</b>	<b>6</b>
721	Laundry, cleaning, and garment services .....	384 663	35 479	14 866	11
7211	Power laundries, family and commercial* .....	(D)	(D)	(D)	(D)
7213	Linen supply* .....	1 158 000	66 808	21 923	17
7215	Coin-operated laundries and drycleaning .....	169 133	46 127	10 282	4
7216	Drycleaning plants, except rug cleaning* .....	679 962	43 015	18 540	16
7217	Carpet and upholstery cleaning .....	116 619	36 552	14 567	3
7218	Industrial laundriers* .....	(D)	(D)	(D)	(D)
7212, 9	Other laundry, cleaning, and garment services* .....	(D)	(D)	(D)	(D)
7212	Garment pressing, and agents for laundries and drycleaners .....	(D)	(D)	(D)	(D)
7219	Laundry and garment services, n.e.c.* .....	(D)	(D)	(D)	(D)
722	Photographic studios, portrait .....	275 905	93 452	14 629	3
723, 4	Beauty and barber shops .....	154 461	33 611	13 903	5
723	Beauty shops .....	(D)	(D)	(D)	(D)
724	Barber shops .....	(D)	(D)	(D)	(D)
725	Shoe repair shops and shoeshine parlors .....	(D)	(D)	(D)	(D)
726	Funeral service and crematories .....	337 786	98 521	24 729	3
729	Miscellaneous personal services .....	(D)	(D)	(D)	(D)
7291	Tax return preparation services .....	157 731	23 569	7 523	7
7299	Miscellaneous personal services, n.e.c. ....	(D)	(D)	(D)	(D)
<b>73</b>	<b>Business services</b> .....	<b>447 714</b>	<b>52 209</b>	<b>22 875</b>	<b>9</b>
731	Advertising .....	927 318	122 162	40 635	8
7311	Advertising agencies .....	(D)	(D)	(D)	(D)
7312	Outdoor advertising services .....	(D)	(D)	(D)	(D)
7313	Radio, television, publishers' advertising representatives .....	(D)	(D)	(D)	(D)
7319	Advertising, n.e.c. ....	-	-	-	-
732	Consumer credit reporting agencies, mercantile reporting agencies, and adjustment and collection agencies .....	423 654	57 974	19 226	7
7322	Adjustment and collection services .....	327 619	46 174	17 940	7
7323	Credit reporting services .....	827 000	100 854	23 902	8
733	Mailing, reproduction, commercial art and photography, and stenographic services .....	344 305	54 461	16 601	6
7331	Direct mail advertising services .....	322 750	34 892	12 865	9
7334	Photocopying and duplicating services .....	638 889	57 214	18 095	11
7335, 6	Commercial photography, art, and graphics .....	118 583	64 682	14 636	2
7335	Commercial photography .....	94 714	132 600	13 000	1
7336	Commercial art and graphic design .....	152 000	44 706	15 118	3
7338	Secretarial and court reporting services .....	244 000	53 982	15 549	5
734	Services to dwellings and other buildings .....	168 219	26 734	11 798	6
7342	Disinfecting and pest control services .....	78 667	35 400	15 000	2
7349	Building cleaning and maintenance services, n.e.c. ....	172 057	26 607	11 750	6

See footnotes at end of table.

Table 2a. **Selected Ratios for Firms Subject to Federal Income Tax for the State: 1992** — Con.

[Includes only establishments with payroll. For meaning of abbreviations and symbols, see introductory text. For explanation of terms and comparability of 1987 and 1992 censuses, see appendix A]

SIC code	Kind of business or operation	Receipts		Annual payroll per employee <sup>1</sup> (dollars)	Employees per establishment <sup>1</sup> (number)
		Per establishment (dollars)	Per employee <sup>1</sup> (dollars)		
<b>73</b>	<b>Business services—Con.</b>				
735	Miscellaneous equipment rental and leasing -----	661 308	131 856	32 291	5
7352	Medical equipment rental and leasing -----	(D)	(D)	(D)	(D)
7353	Heavy construction equipment rental and leasing -----	(D)	(D)	(D)	(D)
7359	Equipment rental and leasing, n.e.c. -----	593 750	110 699	29 839	5
736	Personnel supply services -----	1 817 167	46 495	31 220	39
7361	Employment agencies -----	569 500	35 594	23 289	16
7363	Help supply services -----	2 441 000	48 217	32 473	51
7363 pt.	Temporary help supply -----	(D)	(D)	(D)	(D)
7363 pt.	Help supply, except temporary -----	(D)	(D)	(D)	(D)
737	Computer programming, data processing, and other computer related services -----	364 914	96 205	34 614	4
7371, 2, 3	Computer programming, prepackaged software, and integrated systems -----	460 107	111 060	33 509	4
7371	Computer programming services -----	501 182	117 298	33 681	4
7372	Prepackaged software -----	(D)	(D)	(D)	(D)
7373	Computer integrated systems -----	(D)	(D)	(D)	(D)
7374, 5, 6	Data processing services -----	428 143	63 766	34 872	7
7374, 5	Computer processing, information retrieval -----	428 143	63 766	34 872	7
7376	Computer facilities management services -----	—	—	—	—
7377, 8, 9	Computer rental and leasing, maintenance, and related services, n.e.c. -----	229 783	92 719	36 649	2
7377	Computer rental and leasing -----	—	—	—	—
7378	Computer maintenance and repair -----	329 833	109 944	37 000	3
7379	Computer related services, n.e.c. -----	120 636	63 190	36 048	2
738	Miscellaneous business services -----	538 518	47 632	23 840	11
7381, 2	Detective agencies and protective services -----	1 407 242	36 537	26 348	39
7381	Detective, guard, and armored car services -----	1 533 714	34 632	26 306	44
7382	Security systems services -----	699 000	112 742	28 000	6
7383	News syndicates -----	(D)	(D)	(D)	(D)
7384	Photofinishing laboratories* -----	418 966	83 793	19 717	5
7389	Business services, n.e.c. -----	(D)	(D)	(D)	(D)
7389 pt.	Sign painting shops -----	290 444	81 688	13 031	4
7389 pt.	Interior designing -----	386 800	193 400	28 900	2
7389 pt.	Telephone answering services -----	167 667	30 796	16 000	5
7389 pt.	Other business services -----	(D)	(D)	(D)	(D)
<b>75</b>	<b>Automotive repair, services, and parking -----</b>	<b>489 147</b>	<b>93 304</b>	<b>22 507</b>	<b>5</b>
751	Automotive rental and leasing, without drivers -----	852 491	118 103	20 970	7
7513	Truck rental and leasing, without drivers -----	519 667	91 706	21 176	6
7514, 5	Passenger car rental and leasing -----	960 263	111 933	19 598	9
7514	Passenger car rental -----	(D)	(D)	(D)	(D)
7515	Passenger car leasing -----	(D)	(D)	(D)	(D)
7519	Utility trailer and recreational vehicle rental -----	715 000	286 000	42 800	3
752	Automobile parking -----	(D)	(D)	(D)	(D)
753	Automotive repair shops -----	409 632	99 396	27 445	4
7532	Top, body, and upholstery repair shops and paint shops -----	443 774	101 528	30 631	4
7532 pt.	Top and body repair shops -----	(D)	(D)	(D)	(D)
7532 pt.	Paint shops -----	(D)	(D)	(D)	(D)
7538	General automotive repair shops -----	402 288	99 972	26 292	4
7538 pt.	General automotive repair shops, except diesel -----	402 840	100 710	26 222	4
7538 pt.	Diesel repair shops -----	399 211	96 013	26 671	4
7533, 4, 6, 7, 9	Other automotive repair shops -----	382 386	94 522	25 854	4
7533	Automotive exhaust system repair shops -----	555 400	81 676	22 868	7
7534	Tire retreading and repair shops -----	493 667	123 417	35 250	4
7536	Automotive glass replacement shops -----	423 571	89 848	24 636	5
7537	Automotive transmission repair shops -----	339 077	107 512	28 073	3
7539	Automotive repair shops, n.e.c. -----	219 727	100 708	27 500	2
7539 pt.	Radiator repair -----	134 600	134 600	17 000	1
7539 pt.	Brake, front end, and wheel alignment -----	(D)	(D)	(D)	(D)
7539 pt.	Automotive electrical and fuel system services -----	(D)	(D)	(D)	(D)
7539 pt.	Other automotive repair shops, n.e.c. -----	(D)	(D)	(D)	(D)
754	Automotive services, except repair -----	(D)	(D)	(D)	(D)
7542	Carwashes -----	(D)	(D)	(D)	(D)
7549	Automotive services, except repair and carwashes -----	472 875	81 064	19 986	6
<b>76</b>	<b>Miscellaneous repair services -----</b>	<b>407 172</b>	<b>80 761</b>	<b>22 810</b>	<b>5</b>
762	Electrical repair shops -----	407 825	62 155	20 003	7
7622	Radio and television repair shops -----	202 000	50 500	14 205	4
7623, 9	Other electrical and electronic repair shops -----	457 043	63 709	20 776	7
7623	Refrigeration and air-conditioning service and repair shops -----	292 250	93 520	22 640	3
7629	Electrical and electronic repair shops, n.e.c. -----	491 737	61 266	20 623	8
763	Watch, clock, and jewelry repair -----	139 333	59 714	15 857	2
764	Reupholstery and furniture repair -----	196 111	58 833	16 767	3
769	Miscellaneous repair and related services -----	428 846	94 700	25 108	5
7692	Welding repair -----	663 833	85 964	20 892	8
7694	Armature rewinding shops -----	665 833	147 963	46 704	5
7699	Repair shops and related services, n.e.c. -----	371 758	94 128	25 115	4
<b>78, 79, 84</b>	<b>Amusement and recreation services, including motion pictures and museums -----</b>	<b>359 007</b>	<b>56 107</b>	<b>10 276</b>	<b>6</b>
781, 2	Motion picture production, distribution, and services -----	531 647	173 808	36 538	3
783	Motion picture theaters -----	1 266 118	71 272	6 480	18
7832	Motion picture theaters, except drive-in -----	1 266 118	71 272	6 480	18
7833	Drive-in motion picture theaters -----	—	—	—	—
784	Video tape rental -----	239 257	44 503	8 788	5

See footnotes at end of table.

**SERVICE INDUSTRIES—GEOGRAPHIC AREA SERIES**

**ALASKA AK-13**



Table 2a. **Selected Ratios for Firms Subject to Federal Income Tax for the State: 1992** — Con.

[Includes only establishments with payroll. For meaning of abbreviations and symbols, see introductory text. For explanation of terms and comparability of 1987 and 1992 censuses, see appendix A]

SIC code	Kind of business or operation	Receipts		Annual payroll per employee <sup>1</sup> (dollars)	Employees per establishment <sup>1</sup> (number)
		Per establishment (dollars)	Per employee <sup>1</sup> (dollars)		
<b>78, 79, 84</b>	<b>Amusement and recreation services, including motion pictures and museums—Con.</b>				
792	Theatrical producers (except motion picture), bands, orchestras, and entertainers -----	177 125	36 333	17 179	5
7922	Theatrical producers (except motion picture) and miscellaneous theatrical services -----	(D)	(D)	(D)	(D)
7929	Bands, orchestras, actors, and other entertainers and entertainment groups -----	(D)	(D)	(D)	(D)
793	Bowling centers -----	616 214	42 498	12 567	15
79 ex. 792, 3; 84	Commercial sports and other amusement and recreation services, including museums -----	327 521	55 558	10 184	6
794	Commercial sports -----	217 667	45 034	9 276	5
7941	Professional sports clubs, managers, promoters -----	217 667	45 034	9 276	5
7948	Racing, including track operation -----	—	—	—	—
79 ex. 792, 3, 4; 84	Other amusement and recreation services, including museums -----	330 046	55 755	10 201	6
791	Dance studios, schools, and halls -----	84 800	26 500	7 875	3
7991	Physical fitness facilities -----	515 480	23 603	6 005	22
7992	Public golf courses -----	182 250	182 250	92 250	1
7993	Coin-operated amusement devices -----	499 889	109 732	14 537	5
7996	Amusement parks -----	—	—	—	—
7997	Membership sports and recreation clubs -----	467 250	35 600	8 876	13
7999, 84	Amusement and recreation services, including museums, n.e.c. -----	309 468	77 651	12 646	4
7999 pt.	Concession operators of amusement devices and rides -----	(D)	(D)	(D)	(D)
7999 pt.	Carnivals, circuses, and fairs -----	(D)	(D)	(D)	(D)
7999 pt., 84	Other recreation and amusements, including museums -----	305 200	75 545	11 931	4
<b>80</b>	<b>Health services -----</b>	<b>631 478</b>	<b>95 827</b>	<b>38 406</b>	<b>7</b>
801	Offices and clinics of doctors of medicine -----	738 817	107 616	50 361	7
8011 pt.	Offices of doctors of medicine -----	719 455	108 186	51 507	7
8011 pt.	General medical clinics -----	1 845 667	96 296	27 617	19
802	Offices and clinics of dentists -----	438 015	78 981	29 526	6
803	Offices and clinics of doctors of osteopathy -----	523 364	185 710	63 194	3
804	Offices and clinics of other health practitioners -----	298 161	85 870	25 787	3
8041	Offices and clinics of chiropractors -----	308 465	96 480	29 599	3
8042	Offices and clinics of optometrists -----	388 909	96 678	28 107	4
8043	Offices and clinics of podiatrists -----	444 400	105 810	13 190	4
8049	Offices and clinics of health practitioners, n.e.c. -----	207 233	62 170	20 730	3
805	Nursing and personal care facilities -----	—	—	—	—
8051	Skilled nursing care facilities -----	—	—	—	—
8052	Intermediate care facilities -----	—	—	—	—
8059	Nursing and personal care facilities, n.e.c. -----	—	—	—	—
806	Hospitals -----	(D)	(D)	(D)	(D)
8062	General medical and surgical hospitals -----	(D)	(D)	(D)	(D)
8063, 9	Specialty hospitals -----	(D)	(D)	(D)	(D)
807, 8, 9	Other health services -----	(D)	(D)	(D)	(D)
807	Medical and dental laboratories -----	536 926	88 396	31 104	6
8071	Medical laboratories -----	736 133	107 204	35 825	7
8072	Dental laboratories -----	287 917	56 639	23 131	5
808	Home health care services -----	(D)	(D)	(D)	(D)
809	Miscellaneous health and allied services, n.e.c. -----	(D)	(D)	(D)	(D)
8092	Kidney dialysis centers -----	—	—	—	—
8093	Specialty outpatient facilities, n.e.c. -----	(D)	(D)	(D)	(D)
8099	Health and allied services, n.e.c. -----	(D)	(D)	(D)	(D)
<b>81</b>	<b>Legal services -----</b>	<b>645 339</b>	<b>121 531</b>	<b>52 746</b>	<b>5</b>
<b>823, 4, 9</b>	<b>Selected educational services -----</b>	<b>367 083</b>	<b>45 179</b>	<b>18 851</b>	<b>8</b>
823	Libraries -----	—	—	—	—
824	Vocational schools -----	475 750	46 040	20 226	10
829	Schools and educational services, n.e.c. -----	258 417	43 676	16 451	6
<b>83</b>	<b>Social services -----</b>	<b>199 007</b>	<b>30 092</b>	<b>12 857</b>	<b>7</b>
835	Child day care services -----	136 441	20 499	9 331	7
832, 3, 6, 9	Other social services -----	301 088	46 011	18 708	7
<b>87 ex. 8733</b>	<b>Engineering, accounting, research, management, and related services (except noncommercial research organizations) -----</b>	<b>725 575</b>	<b>91 197</b>	<b>39 763</b>	<b>8</b>
871	Engineering, architectural, and surveying services -----	1 061 749	108 026	46 960	10
8711	Engineering services -----	1 370 141	112 418	49 879	12
8712	Architectural services -----	927 257	136 361	47 147	7
8713	Surveying services -----	446 179	72 383	34 017	6
872	Accounting, auditing, and bookkeeping services -----	308 557	73 052	30 293	4
873 ex. 8733	Research, development, and testing services (except noncommercial research organizations) -----	583 935	79 003	34 059	7
8731	Commercial physical and biological research -----	569 250	84 333	34 556	7
8732	Commercial economic, sociological, and educational research -----	440 867	75 148	29 432	6
8734	Testing laboratories -----	706 158	78 462	36 205	9
874	Management and public relations services -----	788 623	77 603	35 026	10
8741	Management services -----	388 981	64 830	29 590	6
8742	Management consulting services -----	345 816	85 151	41 216	4
8743	Public relations services -----	250 929	146 375	37 833	2
8744	Facilities support management services -----	5 451 286	77 955	35 840	70
8748	Business consulting services, n.e.c. -----	177 800	87 157	27 176	2
<b>89</b>	<b>Services, n.e.c. -----</b>	<b>298 909</b>	<b>78 286</b>	<b>28 857</b>	<b>4</b>

<sup>1</sup>Based on number of employees for pay period including March 12.

**Table 2b. Selected Ratios for Firms Exempt From Federal Income Tax for the State: 1992**

[Includes only establishments with payroll. For meaning of abbreviations and symbols, see introductory text. For explanation of terms and comparability of 1987 and 1992 censuses, see appendix A]

SIC code	Kind of business or operation	Revenue		Expenses		Annual payroll per employee <sup>1</sup> (dollars)	Employees per establishment <sup>1</sup> (number)
		Per establishment (dollars)	Per employee <sup>1</sup> (dollars)	Per establishment (dollars)	Per employee <sup>1</sup> (dollars)		
	<b>Total</b> .....	<b>1 146 051</b>	<b>59 928</b>	<b>1 092 816</b>	<b>57 144</b>	<b>25 959</b>	<b>19</b>
<b>7032, 704</b>	<b>Camps and membership lodging</b> .....	<b>341 000</b>	<b>47 361</b>	<b>316 000</b>	<b>43 889</b>	<b>14 806</b>	<b>7</b>
<b>792, 7991 pt., 7997, 7999 pt., 84</b>	<b>Selected amusement, recreation, and related services</b> .....	<b>361 825</b>	<b>56 196</b>	<b>358 456</b>	<b>55 673</b>	<b>15 916</b>	<b>6</b>
<b>8011 pt.; 8021 pt.; 805, 6, 8, 9</b>	<b>Selected health services</b> .....	<b>8 438 506</b>	<b>71 558</b>	<b>8 012 012</b>	<b>67 941</b>	<b>33 232</b>	<b>118</b>
8011 pt., 8021 pt., 805	Clinics of doctors of medicine and dentists .....	1 137 909	46 705	1 021 364	41 922	24 011	24
	Nursing and personal care facilities .....	2 856 200	43 232	2 803 200	42 430	21 031	66
806, 8062, 8063, 9	Hospitals .....	22 950 115	78 102	21 726 577	73 939	35 908	294
	General medical and surgical hospitals .....	(D)	(D)	(D)	(D)	(D)	(D)
	Specialty hospitals .....	(D)	(D)	(D)	(D)	(D)	(D)
808, 9	Other health services .....	1 084 690	48 172	1 062 034	47 165	24 214	23
<b>8111 pt.</b>	<b>Legal aid societies and similar legal services</b> .....	<b>391 308</b>	<b>80 746</b>	<b>357 077</b>	<b>73 683</b>	<b>37 921</b>	<b>5</b>
<b>823, 4, 9</b>	<b>Selected educational services</b> .....	<b>377 967</b>	<b>66 310</b>	<b>371 200</b>	<b>65 123</b>	<b>19 889</b>	<b>6</b>
<b>83</b>	<b>Social services</b> .....	<b>513 944</b>	<b>38 461</b>	<b>482 327</b>	<b>36 095</b>	<b>17 351</b>	<b>13</b>
835	Child day care services .....	178 458	19 557	176 833	19 379	11 559	9
832, 3, 6, 9	Other social services .....	603 407	41 636	563 793	38 902	18 324	14
832	Individual and family social services .....	575 347	42 340	560 081	41 217	19 496	14
833	Job training and vocational rehabilitation services .....	1 059 217	25 862	1 032 652	25 213	13 262	41
836	Residential care .....	566 467	37 849	562 500	37 584	18 776	15
839	Social services, n.e.c. ....	527 413	85 637	401 159	65 137	24 479	6
<b>861, 2, 4, 9</b>	<b>Selected membership organizations</b> .....	<b>361 904</b>	<b>53 052</b>	<b>358 977</b>	<b>52 623</b>	<b>14 719</b>	<b>7</b>
861	Business associations .....	463 986	58 311	473 943	59 562	15 645	8
864	Civic, social, and fraternal associations .....	343 424	48 173	337 853	47 391	12 764	7
862, 9	Other membership organizations .....	304 891	73 227	296 000	71 092	25 672	4
<b>873, 4 ex. 8744</b>	<b>Research, testing, and consulting services, except facilities support management services</b> .....	<b>229 407</b>	<b>99 903</b>	<b>213 593</b>	<b>93 016</b>	<b>33 452</b>	<b>2</b>
873	Research, development, and testing services .....	243 667	118 541	223 611	108 784	33 324	2
874 ex. 8744	Management and public relations services, except facilities support management services .....	200 889	72 320	193 556	69 680	33 640	3

<sup>1</sup>Based on number of employees for pay period including March 12.

**Table 3a. Comparative Statistics for Firms Subject to Federal Income Tax for the State: 1992 and 1987**

[Includes only establishments with payroll. For meaning of abbreviations and symbols, see introductory text. For explanation of terms and comparability of 1987 and 1992 censuses, see appendix A]

SIC code	Kind of business or operation	Establishments		Receipts			Annual payroll			Paid employees for pay period including March 12	
		1992 (number)	1987 (number)	1992 (\$1,000)	1987 (\$1,000)	Percent change 1987 to 1992	1992 (\$1,000)	1987 (\$1,000)	Percent change 1987 to 1992	1992 (number)	1987 (number)
	<b>Total</b> .....	<b>4 452</b>	<b>3 949</b>	<b>2 382 444</b>	<b>1 544 326</b>	<b>54.3</b>	<b>884 478</b>	<b>591 556</b>	<b>49.5</b>	<b>31 889</b>	<b>27 555</b>
<b>70 ex. 704</b>	<b>Hotels, rooming houses, camps, and other lodging places (except membership lodging)</b> .....	<b>324</b>	<b>261</b>	<b>277 921</b>	<b>174 414</b>	<b>59.3</b>	<b>75 491</b>	<b>47 993</b>	<b>57.3</b>	<b>4 195</b>	<b>3 595</b>
7011	Hotels and motels .....	225	201	251 622	159 706	57.6	69 531	45 066	54.3	4 008	3 339
7011 pt.	Hotels .....	135	112	211 359	132 471	59.6	59 525	38 740	53.7	3 350	2 748
7011 pt.	Hotels, 25 guestrooms or more .....	107	92	205 470	129 639	58.5	58 525	38 086	53.7	3 277	2 679
7011 pt.	Hotels, less than 25 guestrooms .....	28	20	5 889	2 832	107.9	1 000	654	52.9	73	69
7011 pt.	Motels, motor hotels, and tourist courts .....	90	89	40 263	27 235	47.8	10 006	6 326	58.2	658	591
7011 pt.	Motels, tourist courts .....	78	80	32 982	22 626	45.8	8 287	5 066	63.6	481	477
7011 pt.	Motor hotels .....	12	9	7 281	4 609	58.0	1 719	1 260	36.4	177	114
702, 3	Other lodging places .....	99	60	26 299	14 708	78.8	5 960	2 927	103.6	187	256
702	Rooming and boarding houses .....	7	7	1 673	712	135.0	359	176	104.0	15	7
703	Camps and recreational vehicle parks .....	92	53	24 626	13 996	76.0	5 601	2 751	103.6	172	249

**Table 3a. Comparative Statistics for Firms Subject to Federal Income Tax for the State: 1992 and 1987 — Con.**

[Includes only establishments with payroll. For meaning of abbreviations and symbols, see introductory text. For explanation of terms and comparability of 1987 and 1992 censuses, see appendix A]

SIC code	Kind of business or operation	Establishments		Receipts			Annual payroll			Paid employees for pay period including March 12	
		1992 (number)	1987 (number)	1992 (\$1,000)	1987 (\$1,000)	Percent change 1987 to 1992	1992 (\$1,000)	1987 (\$1,000)	Percent change 1987 to 1992	1992 (number)	1987 (number)
<b>72</b>	<b>Personal services</b> -----	<b>404</b>	<b>350</b>	<b>87 761</b>	<b>54 990</b>	<b>59.6</b>	<b>31 847</b>	<b>20 548</b>	<b>55.0</b>	<b>2 355</b>	<b>1 924</b>
721	Laundry, cleaning, and garment services ---	95	75	36 543	21 363	71.1	15 312	8 608	77.9	1 030	626
7211	Power laundries, family and commercial* ---	3	6	(D)	1 200	(D)	(D)	622	(D)	AA	50
7213	Linens supply* -----	3	—	3 474	—	(X)	1 140	—	(X)	52	—
7215	Coin-operated laundries and drycleaning ---	30	28	5 074	3 397	49.4	1 131	780	45.0	110	104
7216	Drycleaning plants, except rug cleaning* ---	26	24	17 679	13 672	29.3	7 620	6 304	20.9	411	344
7217	Carpet and upholstery cleaning -----	21	8	2 449	1 910	28.2	976	444	119.8	67	74
7218	Industrial laundries* -----	1	1	(D)	(D)	(D)	(D)	(D)	(D)	EE	AA
7212, 9	Other laundry, cleaning, and garment services* -----	11	8	(D)	(D)	(D)	(D)	(D)	(D)	BB	BB
722	Photographic studios, portrait -----	21	16	5 794	(D)	(D)	907	(D)	(D)	62	BB
723, 4	Beauty and barber shops -----	178	161	27 494	17 745	54.9	11 373	7 850	44.9	818	728
723	Beauty shops -----	171	154	(D)	16 562	(D)	(D)	7 134	(D)	FF	686
724	Barber shops -----	7	7	(D)	1 183	(D)	(D)	716	(D)	BB	42
725	Shoe repair shops and shoeshine parlors ---	2	3	(D)	(D)	(D)	(D)	(D)	(D)	AA	AA
726	Funeral service and crematories -----	14	11	4 729	3 348	41.2	1 187	1 026	15.7	48	48
729	Miscellaneous personal services -----	94	84	(D)	9 046	(D)	(D)	2 333	(D)	EE	458
7291	Tax return preparation services -----	26	22	4 101	3 295	24.5	1 309	1 090	20.1	174	220
7299	Miscellaneous personal services, n.e.c. ---	68	62	(D)	5 751	(D)	(D)	1 243	(D)	CC	238
<b>73</b>	<b>Business services</b> -----	<b>643</b>	<b>585</b>	<b>287 880</b>	<b>214 588</b>	<b>34.2</b>	<b>126 135</b>	<b>92 719</b>	<b>36.0</b>	<b>5 514</b>	<b>5 719</b>
731	Advertising -----	22	23	20 401	11 322	80.2	6 786	4 785	41.8	167	164
7311	Advertising agencies -----	18	20	(D)	(D)	(D)	(D)	(D)	(D)	CC	CC
7312	Outdoor advertising services -----	2	1	(D)	(D)	(D)	(D)	(D)	(D)	AA	AA
7313	Radio, television, publishers' advertising representatives -----	2	—	(D)	—	(D)	(D)	—	(D)	BB	—
7319	Advertising, n.e.c. -----	—	2	—	(D)	(D)	—	(D)	(D)	—	AA
732	Consumer credit reporting agencies, mercantile reporting agencies, and adjustment and collection agencies -----	26	29	11 015	6 797	62.1	3 653	2 572	42.0	190	196
7322	Adjustment and collection services -----	21	21	6 880	4 091	68.2	2 673	1 729	54.6	149	142
7323	Credit reporting services -----	5	8	4 135	2 706	52.8	980	843	16.3	41	54
733	Mailing, reproduction, commercial art and photography, and stenographic services ---	59	52	20 314	15 984	27.1	6 192	4 311	43.6	373	243
7331	Direct mail advertising services -----	4	7	1 291	(D)	(D)	476	(D)	(D)	37	BB
7334	Photocopying and duplicating services ---	18	12	11 500	7 871	46.1	3 637	2 181	66.8	201	117
7335, 6	Commercial photography, art, and graphics -----	12	5	1 423	(D)	(D)	322	(D)	(D)	22	AA
7335	Commercial photography -----	7	1	663	(D)	(D)	65	(D)	(D)	5	AA
7336	Commercial art and graphic design ---	5	4	760	(D)	(D)	257	(D)	(D)	17	AA
7338	Secretarial and court reporting services ---	25	28	6 100	3 699	64.9	1 757	1 706	3.0	113	97
734	Services to dwellings and other buildings ---	219	180	36 840	37 335	-1.3	16 257	19 300	-15.8	1 378	1 838
7342	Disinfecting and pest control services ---	9	9	708	722	-1.9	300	293	2.4	20	18
7349	Building cleaning and maintenance services, n.e.c. -----	210	171	36 132	36 613	-1.3	15 957	19 007	-16.0	1 358	1 820
735	Miscellaneous equipment rental and leasing -----	65	90	42 985	41 252	4.2	10 527	10 626	-9	326	485
7352	Medical equipment rental and leasing ---	3	—	(D)	—	(D)	(D)	—	(D)	AA	—
7353	Heavy construction equipment rental and leasing -----	18	18	(D)	7 561	(D)	(D)	1 806	(D)	BB	69
7359	Equipment rental and leasing, n.e.c. ---	44	72	26 125	30 485	-14.3	7 042	7 993	-11.9	236	389
736	Personnel supply services -----	24	22	43 612	23 290	87.3	29 284	15 580	88.0	938	626
7361	Employment agencies -----	8	7	4 556	2 149	112.0	2 811	1 230	142.4	128	83
7363	Help supply services -----	16	15	39 056	21 141	84.7	26 303	14 350	83.3	810	543
737	Computer programming, data processing, and other computer related services -----	58	43	21 165	18 145	16.6	7 615	6 142	24.0	220	217
7371, 2, 3	Computer programming, prepackaged software, and integrated systems -----	28	17	12 883	4 687	174.9	3 887	2 052	89.4	116	64
7371	Computer programming services -----	22	10	11 026	(D)	(D)	3 166	(D)	(D)	94	BB
7372	Prepackaged software -----	1	1	(D)	(D)	(D)	(D)	(D)	(D)	AA	AA
7373	Computer integrated systems -----	5	6	2 147	(D)	(D)	(D)	655	(D)	BB	16
7374, 5, 6	Data processing services -----	7	12	2 997	4 989	-39.9	1 639	2 079	-21.2	47	85
7374, 5	Computer processing, information retrieval -----	7	11	2 997	(D)	(D)	1 639	(D)	(D)	47	BB
7376	Computer facilities management services -----	—	1	—	(D)	(D)	—	(D)	(D)	—	AA
7377, 8, 9	Computer rental and leasing, maintenance, and related services, n.e.c. -----	23	14	5 285	8 469	-37.6	2 089	2 011	3.9	57	68
7377	Computer rental and leasing -----	—	1	—	(D)	(D)	—	(D)	(D)	—	AA
7378	Computer maintenance and repair -----	12	8	3 958	(D)	(D)	1 332	(D)	(D)	36	BB
7379	Computer related services, n.e.c. ---	11	5	1 327	(D)	(D)	757	(D)	(D)	21	BB
738	Miscellaneous business services -----	170	146	91 548	54 759	67.2	45 821	27 479	66.7	1 922	1 906
7381, 2	Detective agencies and protective services -----	33	32	46 439	26 493	75.3	33 488	17 621	90.0	1 271	1 384
7381	Detective, guard, and armored car services -----	28	28	42 944	25 675	67.3	32 620	17 363	87.9	1 240	1 364
7382	Security systems services -----	5	4	3 495	818	327.3	868	258	236.4	31	20
7383	News syndicates -----	3	2	(D)	(D)	(D)	(D)	(D)	(D)	AA	AA
7384	Photofinishing laboratories* -----	29	25	12 150	(D)	(D)	2 859	(D)	(D)	145	CC
7389	Business services, n.e.c. -----	105	87	(D)	20 588	(D)	(D)	7 826	(D)	EE	395
7389 pt.	Sign painting shops -----	9	7	2 614	1 267	106.3	417	360	15.8	32	24
7389 pt.	Interior designing -----	5	5	1 934	855	126.2	289	194	49.0	10	16
7389 pt.	Telephone answering services -----	9	5	1 509	1 097	37.6	784	553	41.8	49	40
7389 pt.	Other business services -----	82	70	(D)	17 369	(D)	(D)	6 719	(D)	EE	315

**Table 3a. Comparative Statistics for Firms Subject to Federal Income Tax for the State: 1992 and 1987 — Con.**

[Includes only establishments with payroll. For meaning of abbreviations and symbols, see introductory text. For explanation of terms and comparability of 1987 and 1992 censuses, see appendix A]

SIC code	Kind of business or operation	Establishments		Receipts			Annual payroll			Paid employees for pay period including March 12	
		1992 (number)	1987 (number)	1992 (\$1,000)	1987 (\$1,000)	Percent change 1987 to 1992	1992 (\$1,000)	1987 (\$1,000)	Percent change 1987 to 1992	1992 (number)	1987 (number)
<b>75</b>	<b>Automotive repair, services, and parking</b>	<b>334</b>	<b>282</b>	<b>163 375</b>	<b>90 978</b>	<b>79.6</b>	<b>39 410</b>	<b>23 361</b>	<b>68.7</b>	<b>1 751</b>	<b>1 366</b>
751	Automotive rental and leasing, without drivers	55	55	46 887	24 026	95.2	8 325	4 997	66.6	397	338
7513	Truck rental and leasing, without drivers	9	8	4 677	(D)	(D)	1 080	(D)	(D)	51	BB
7514, 5	Passenger car rental and leasing	38	44	36 490	20 521	77.8	6 389	4 320	47.9	326	295
7519	Utility trailer and recreational vehicle rental	8	3	5 720	(D)	(D)	856	(D)	(D)	20	AA
752	Automobile parking	4	8	(D)	2 408	(D)	(D)	773	(D)	BB	57
753	Automotive repair shops	231	184	94 625	55 746	69.7	26 128	15 252	71.3	952	698
7532	Top, body, and upholstery repair shops and paint shops	62	56	27 514	15 177	81.3	8 301	4 646	78.7	271	208
7532 pt.	Top and body repair shops	61	56	(D)	15 177	(D)	(D)	4 646	(D)	EE	208
7532 pt.	Paint shops	1	—	(D)	(D)	(D)	(D)	(D)	(D)	AA	—
7538	General automotive repair shops	125	87	50 286	27 113	85.5	13 225	7 391	78.9	503	335
7538 pt.	General automotive repair shops, except diesel	106	83	42 701	(D)	(D)	11 118	(D)	(D)	424	EE
7538 pt.	Diesel repair shops	19	4	7 585	(D)	(D)	2 107	(D)	(D)	79	BB
7533, 4, 6, 7, 9	Other automotive repair shops	44	41	16 825	13 456	25.0	4 602	3 215	43.1	178	155
7533	Automotive exhaust system repair shops	10	11	5 554	5 771	-3.8	1 555	1 306	19.1	68	62
7534	Tire retreading and repair shops	3	5	1 481	(D)	(D)	423	(D)	(D)	12	AA
7536	Automotive glass replacement shops	7	1	2 965	(D)	(D)	813	(D)	(D)	33	AA
7537	Automotive transmission repair shops	13	13	4 408	3 882	13.5	1 151	917	25.5	41	37
7539	Automotive repair shops, n.e.c.	11	11	2 417	2 759	-12.4	660	674	-2.1	24	45
7539 pt.	Radiator repair	5	2	673	(D)	(D)	85	(D)	(D)	5	AA
7539 pt.	Brake, front end, and wheel alignment	2	5	(D)	1 217	(D)	(D)	334	(D)	AA	15
7539 pt.	Automotive electrical and fuel system services	3	3	(D)	918	(D)	(D)	194	(D)	AA	11
7539 pt.	Other automotive repair shops, n.e.c.	1	1	(D)	(D)	(D)	(D)	(D)	(D)	AA	AA
754	Automotive services, except repair	44	35	(D)	8 798	(D)	(D)	2 339	(D)	EE	273
7542	Carwashes	20	18	(D)	3 133	(D)	(D)	754	(D)	CC	166
7549	Automotive services, except repair and carwashes	24	17	11 349	5 665	100.3	2 798	1 585	76.5	140	107
<b>76</b>	<b>Miscellaneous repair services</b>	<b>192</b>	<b>168</b>	<b>78 177</b>	<b>65 981</b>	<b>18.5</b>	<b>22 080</b>	<b>23 047</b>	<b>-4.2</b>	<b>968</b>	<b>1 017</b>
762	Electrical repair shops	57	50	23 246	28 875	-19.5	7 481	12 331	-39.3	374	536
7622	Radio and television repair shops	11	12	2 222	2 753	-19.3	625	982	-36.4	44	44
7623, 9	Other electrical and electronic repair shops	46	38	21 024	26 122	-19.5	6 856	11 349	-39.6	330	492
7623	Refrigeration and air-conditioning service and repair shops	8	4	2 338	1 178	98.5	566	327	73.1	25	12
7629	Electrical and electronic repair shops, n.e.c.	38	34	18 686	24 944	-25.1	6 290	11 022	-42.9	305	480
763	Watch, clock, and jewelry repair	3	4	418	1 393	-70.0	111	464	-76.1	7	22
764	Reupholstery and furniture repair	9	12	1 765	1 033	70.9	503	370	35.9	30	29
769	Miscellaneous repair and related services	123	102	52 748	34 680	52.1	13 985	9 882	41.5	557	430
7692	Welding repair	18	18	11 949	7 849	52.2	2 904	2 421	20.0	139	95
7694	Armature rewinding shops	6	5	3 995	3 057	30.7	1 261	1 007	25.2	27	28
7699	Repair shops and related services, n.e.c.	99	79	36 804	23 774	54.8	9 820	6 454	52.2	391	307
<b>78, 79, 84</b>	<b>Amusement and recreation services, including motion pictures and museums</b>	<b>424</b>	<b>296</b>	<b>152 219</b>	<b>86 450</b>	<b>76.1</b>	<b>27 879</b>	<b>19 067</b>	<b>46.2</b>	<b>2 713</b>	<b>2 200</b>
781, 2	Motion picture production, distribution, and services	17	15	9 038	3 706	143.9	1 900	868	118.9	52	51
783	Motion picture theaters	17	19	21 524	14 878	44.7	1 957	1 335	46.6	302	293
7832	Motion picture theaters, except drive-in	17	19	21 524	14 878	44.7	1 957	1 335	46.6	302	293
7833	Drive-in motion picture theaters	—	—	—	—	—	—	—	—	—	—
784	Video tape rental	101	73	24 165	14 289	69.1	4 772	3 013	58.4	543	395
792	Theatrical producers (except motion picture), bands, orchestras, and entertainers	8	7	1 417	2 894	-51.0	670	1 262	-46.9	39	128
7922	Theatrical producers (except motion picture) and miscellaneous theatrical services	3	3	(D)	(D)	(D)	(D)	(D)	(D)	BB	AA
7929	Bands, orchestras, actors, and other entertainers and entertainment groups	5	4	(D)	(D)	(D)	(D)	(D)	(D)	AA	CC
793	Bowling centers	14	17	8 627	11 736	-26.5	2 551	3 429	-25.6	203	377
79 ex. 792, 3, 4	Commercial sports and other amusement and recreation services, including museums	267	165	87 448	38 616	126.5	16 029	9 145	75.3	1 574	955
794	Commercial sports	6	1	1 306	(D)	(D)	269	(D)	(D)	29	AA
7941	Professional sports clubs, managers, promoters	6	1	1 306	(D)	(D)	269	(D)	(D)	29	AA
7948	Racing, including track operation	—	—	—	—	—	—	—	—	—	—
79 ex. 792, 3, 4; 84	Other amusement and recreation services, including museums	261	164	86 142	(D)	(D)	15 760	(D)	(D)	1 545	FF
791	Dance studios, schools, and halls	10	10	848	638	32.9	252	244	3.3	32	39
7991	Physical fitness facilities	25	36	12 887	10 251	25.7	3 279	2 551	28.5	546	314
7992	Public golf courses	4	3	729	(D)	(D)	369	(D)	(D)	4	BB
7993	Coin-operated amusement devices	9	10	4 499	4 282	5.1	596	906	-34.2	41	74
7996	Amusement parks	—	—	—	—	—	—	—	—	—	—
7997	Membership sports and recreation clubs	8	9	3 738	1 744	114.3	932	462	101.7	105	30
7999, 84	Amusement and recreation services, including museums, n.e.c.	205	96	63 441	20 959	202.7	10 332	4 752	117.4	817	475

**Table 3a. Comparative Statistics for Firms Subject to Federal Income Tax for the State: 1992 and 1987 — Con.**

[Includes only establishments with payroll. For meaning of abbreviations and symbols, see introductory text. For explanation of terms and comparability of 1987 and 1992 censuses, see appendix A]

SIC code	Kind of business or operation	Establishments		Receipts			Annual payroll			Paid employees for pay period including March 12	
		1992 (number)	1987 (number)	1992 (\$1,000)	1987 (\$1,000)	Percent change 1987 to 1992	1992 (\$1,000)	1987 (\$1,000)	Percent change 1987 to 1992	1992 (number)	1987 (number)
<b>80</b>	<b>Health services</b> .....	<b>858</b>	<b>779</b>	<b>541 808</b>	<b>368 970</b>	<b>46.8</b>	<b>217 150</b>	<b>150 908</b>	<b>43.9</b>	<b>5 654</b>	<b>4 772</b>
801	Offices and clinics of doctors of medicine ..	349	366	257 847	191 345	34.8	120 664	87 529	37.9	2 396	2 090
8011 pt.	Offices of doctors of medicine .....	343	352	246 773	186 090	32.6	117 488	85 650	37.2	2 281	2 027
8011 pt.	General medical clinics .....	6	14	11 074	5 255	110.7	3 176	1 879	69.0	115	63
802	Offices and clinics of dentists .....	262	231	114 760	72 327	58.7	42 902	28 604	50.0	1 453	1 164
803	Offices and clinics of doctors of osteopathy .....	11	5	5 757	2 212	160.3	1 959	680	188.1	31	40
804	Offices and clinics of other health practitioners .....	180	130	53 669	36 141	48.5	16 117	10 357	55.6	625	420
8041	Offices and clinics of chiropractors .....	71	59	21 901	17 892	22.4	6 719	5 096	31.8	227	202
8042	Offices and clinics of optometrists .....	44	37	17 112	12 270	39.5	4 975	3 457	43.9	177	142
8043	Offices and clinics of podiatrists .....	5	7	2 222	1 540	44.3	277	227	22.0	21	13
8049	Offices and clinics of health practitioners, n.e.c. ....	60	27	12 434	4 439	180.1	4 146	1 577	162.9	200	63
805	Nursing and personal care facilities .....	—	—	—	—	—	—	—	—	—	—
8051	Skilled nursing care facilities .....	—	—	—	—	—	—	—	—	—	—
8052	Intermediate care facilities .....	—	—	—	—	—	—	—	—	—	—
8059	Nursing and personal care facilities, n.e.c. ....	—	—	—	—	—	—	—	—	—	—
806	Hospitals .....	3	4	(D)	(D)	(D)	(D)	(D)	(D)	FF	FF
807, 8, 9	Other health services .....	53	43	(D)	(D)	(D)	(D)	(D)	(D)	EE	EE
807	Medical and dental laboratories .....	27	21	14 497	(D)	(D)	5 101	(D)	(D)	164	CC
8071	Medical laboratories .....	15	8	11 042	3 976	177.7	3 690	1 185	211.4	103	53
8072	Dental laboratories .....	12	13	3 455	(D)	(D)	1 411	(D)	(D)	61	BB
808	Home health care services .....	8	3	(D)	(D)	(D)	(D)	(D)	(D)	CC	BB
809	Miscellaneous health and allied services, n.e.c. ....	18	19	(D)	(D)	(D)	(D)	(D)	(D)	CC	BB
8092	Kidney dialysis centers .....	—	—	—	—	—	—	—	—	BB	BB
8093	Specialty outpatient facilities, n.e.c. ....	14	15	(D)	(D)	(D)	(D)	(D)	(D)	BB	BB
8099	Health and allied services, n.e.c. ....	4	4	(D)	(D)	(D)	(D)	(D)	(D)	AA	BB
<b>81</b>	<b>Legal services</b> .....	<b>416</b>	<b>419</b>	<b>268 461</b>	<b>205 164</b>	<b>30.9</b>	<b>116 516</b>	<b>93 491</b>	<b>24.6</b>	<b>2 209</b>	<b>2 069</b>
<b>823, 4, 9</b>	<b>Selected educational services</b> .....	<b>24</b>	<b>19</b>	<b>8 810</b>	<b>5 741</b>	<b>53.5</b>	<b>3 676</b>	<b>2 265</b>	<b>62.3</b>	<b>195</b>	<b>131</b>
823	Libraries .....	—	1	—	(D)	(D)	—	(D)	(D)	—	AA
824	Vocational schools .....	12	8	5 709	4 581	24.6	2 508	1 988	26.2	124	103
829	Schools and educational services, n.e.c. ....	12	10	3 101	(D)	(D)	1 168	(D)	(D)	71	BB
<b>83</b>	<b>Social services</b> .....	<b>150</b>	<b>127</b>	<b>29 851</b>	<b>18 121</b>	<b>64.7</b>	<b>12 754</b>	<b>7 833</b>	<b>62.8</b>	<b>992</b>	<b>692</b>
835	Child day care services .....	93	76	12 689	6 992	81.5	5 776	3 086	87.2	619	428
832, 3, 6, 9	Other social services .....	57	51	17 162	11 129	54.2	6 978	4 747	47.0	373	264
<b>87 ex. 8733</b>	<b>Engineering, accounting, research, management, and related services (except noncommercial research organizations)</b> ..	<b>661</b>	<b>633</b>	<b>479 605</b>	<b>254 238</b>	<b>88.6</b>	<b>209 116</b>	<b>108 600</b>	<b>92.6</b>	<b>5 259</b>	<b>3 987</b>
871	Engineering, architectural, and surveying services .....	251	277	266 499	141 924	87.8	115 851	58 118	99.3	2 467	1 841
8711	Engineering services .....	149	149	204 151	94 204	116.7	90 581	41 848	116.5	1 816	1 170
8712	Architectural services .....	35	54	32 454	25 877	25.4	11 221	5 899	90.2	238	273
8713	Surveying services .....	67	74	29 894	21 843	36.9	14 049	10 371	35.5	413	398
872	Accounting, auditing, and bookkeeping services .....	210	194	64 797	51 744	25.2	26 870	23 094	16.4	887	867
873 ex. 8733	Research, development, and testing services (except noncommercial research organizations) .....	46	32	26 861	10 557	154.4	11 580	4 340	166.8	340	156
8731	Commercial physical and biological research .....	12	7	6 831	1 459	368.2	2 799	530	428.1	81	8
8732	Commercial economic, sociological, and educational research .....	15	12	6 613	3 365	96.5	2 590	1 216	113.0	88	57
8734	Testing laboratories .....	19	13	13 417	5 733	134.0	6 191	2 594	138.7	171	91
874	Management and public relations services ..	154	130	121 448	58 785	106.6	54 815	27 365	100.3	1 565	1 181
8741	Management services .....	52	45	20 227	15 848	27.6	9 232	6 625	39.4	312	264
8742	Management consulting services .....	49	45	16 945	9 706	74.6	8 202	5 136	59.7	199	222
8743	Public relations services .....	14	8	3 513	(D)	(D)	908	(D)	(D)	24	AA
8744	Facilities support management services ..	14	14	76 318	(D)	(D)	35 087	(D)	(D)	979	FF
8748	Business consulting services, n.e.c. ....	25	18	4 445	3 960	12.2	1 386	1 604	-13.6	51	52
<b>89</b>	<b>Services, n.e.c.</b> .....	<b>22</b>	<b>30</b>	<b>6 576</b>	<b>4 691</b>	<b>40.2</b>	<b>2 424</b>	<b>1 724</b>	<b>40.6</b>	<b>84</b>	<b>83</b>

**Table 3b. Comparative Statistics for Firms Exempt From Federal Income Tax for the State: 1992 and 1987**

[Includes only establishments with payroll. For meaning of abbreviations and symbols, see introductory text. For explanation of terms and comparability of 1987 and 1992 censuses, see appendix A]

SIC code	Kind of business or operation	Establishments		Expenses			Annual payroll			Paid employees for pay period including March 12	
		1992 (number)	1987 (number)	1992 (\$1,000)	1987 (\$1,000)	Percent change 1987 to 1992	1992 (\$1,000)	1987 (\$1,000)	Percent change 1987 to 1992	1992 (number)	1987 (number)
	<b>Total -----</b>	<b>897</b>	<b>706</b>	<b>980 256</b>	<b>626 935</b>	<b>56.4</b>	<b>445 301</b>	<b>305 161</b>	<b>45.9</b>	<b>17 154</b>	<b>15 041</b>
<b>7032, 704</b>	<b>Camps and membership lodging -----</b>	<b>5</b>	<b>6</b>	<b>1 580</b>	<b>1 378</b>	<b>14.7</b>	<b>533</b>	<b>334</b>	<b>59.6</b>	<b>36</b>	<b>18</b>
<b>792, 7991 pt., 7997, 7999 pt., 84</b>	<b>Selected amusement, recreation, and related services -----</b>	<b>57</b>	<b>36</b>	<b>20 432</b>	<b>9 742</b>	<b>109.7</b>	<b>5 841</b>	<b>3 410</b>	<b>71.3</b>	<b>367</b>	<b>382</b>
792	Theatrical producers (except motion picture), bands, orchestras, and entertainers -----	17	14	8 313	5 066	64.1	2 431	1 649	47.4	163	101
7991 pt., 7997	Gymnasiums, athletic clubs, and membership sports and recreation clubs -----	20	8	3 463	(D)	(D)	973	(D)	(D)	90	BB
7999 pt. 84	Fairs -----	9	5	4 579	(D)	(D)	1 125	(D)	(D)	40	CC
	Museums, art galleries, and botanical and zoological gardens -----	11	9	4 077	1 963	107.7	1 312	818	60.4	74	40
<b>8011 pt.; 8021 pt.; 805, 6, 8, 9</b>	<b>Selected health services -----</b>	<b>81</b>	<b>56</b>	<b>648 973</b>	<b>432 328</b>	<b>50.1</b>	<b>317 428</b>	<b>216 836</b>	<b>46.4</b>	<b>9 552</b>	<b>8 962</b>
8011 pt., 8021 pt.	Clinics of doctors of medicine and dentists -----	11	9	11 235	9 845	14.1	6 435	4 516	42.5	268	244
805	Nursing and personal care facilities -----	15	5	42 048	22 567	86.3	20 842	11 959	74.3	991	687
806	Hospitals -----	26	24	564 891	378 174	49.4	274 339	187 962	46.0	7 640	7 302
808, 9	Other health services -----	29	18	30 799	13 928	121.1	15 812	7 551	109.4	653	378
808	Home health care services -----	2	2	(D)	(D)	(D)	(D)	(D)	(D)	BB	BB
809	Miscellaneous health and allied services, n.e.c. -----	27	16	(D)	(D)	(D)	(D)	(D)	(D)	FF	EE
<b>8111 pt.</b>	<b>Legal aid societies and similar legal services -----</b>	<b>13</b>	<b>16</b>	<b>4 642</b>	<b>4 319</b>	<b>7.5</b>	<b>2 389</b>	<b>2 383</b>	<b>.3</b>	<b>63</b>	<b>77</b>
<b>823, 4, 9</b>	<b>Selected educational services -----</b>	<b>30</b>	<b>28</b>	<b>11 136</b>	<b>5 759</b>	<b>93.4</b>	<b>3 401</b>	<b>2 053</b>	<b>65.7</b>	<b>171</b>	<b>108</b>
<b>83</b>	<b>Social services -----</b>	<b>342</b>	<b>307</b>	<b>164 956</b>	<b>105 242</b>	<b>56.7</b>	<b>79 296</b>	<b>54 486</b>	<b>45.5</b>	<b>4 570</b>	<b>3 810</b>
835	Child day care services -----	72	85	12 732	12 467	2.1	7 594	6 984	8.7	657	724
832, 3, 6, 9	Other social services -----	270	222	152 224	92 775	64.1	71 702	47 502	50.9	3 913	3 086
<b>861, 2, 4, 9</b>	<b>Selected membership organizations -----</b>	<b>342</b>	<b>243</b>	<b>122 770</b>	<b>64 915</b>	<b>89.1</b>	<b>34 339</b>	<b>24 390</b>	<b>40.8</b>	<b>2 333</b>	<b>1 626</b>
861	Business associations -----	70	50	33 176	16 870	96.7	8 714	5 122	70.1	557	272
864	Civic, social, and fraternal associations -----	217	150	73 314	37 136	97.4	19 746	15 766	25.2	1 547	1 161
862, 9	Other membership organizations -----	55	43	16 280	10 909	49.2	5 879	3 502	67.9	229	193
<b>873, 4 ex. 8744</b>	<b>Research, testing, and consulting services, except facilities support management services -----</b>	<b>27</b>	<b>14</b>	<b>5 767</b>	<b>3 252</b>	<b>77.3</b>	<b>2 074</b>	<b>1 269</b>	<b>63.4</b>	<b>62</b>	<b>58</b>
873	Research, development, and testing services -----	18	11	4 025	2 771	45.3	1 233	1 110	11.1	37	49
8731	Commercial physical and biological research -----	-	-	-	-	-	-	-	-	-	-
8732	Commercial economic, sociological, and educational research -----	3	3	(D)	339	(D)	(D)	167	(D)	AA	10
8733	Noncommercial research organizations -----	14	8	3 742	2 432	53.9	1 121	943	18.9	32	39
8734	Testing laboratories -----	1	-	(D)	-	(D)	(D)	-	(D)	AA	-
874 ex. 8744	Management and public relations services, except facilities support management services -----	9	3	1 742	481	262.2	841	159	428.9	25	9

**Table 4. Summary Statistics for Firms Subject to Federal Income Tax for Boroughs and**

[Includes only establishments with payroll. For meaning of abbreviations and symbols, see introductory text. For explanation of terms and comparability of 1987 and 1992 censuses, see

Geographic area	Establishments (number)	Receipts (\$1,000)	Annual payroll (\$1,000)	First-quarter payroll (\$1,000)	Paid employees for pay period including March 12 (number)	Selected kind-of-business or operation groups							
						Hotels, rooming houses, camps, and other lodging places (except membership lodging) (SIC 70 ex. 704)		Personal services (SIC 72)		Business services (SIC 73)		Automotive repair, services, and parking (SIC 75)	
						Number	Receipts (\$1,000)	Number	Receipts (\$1,000)	Number	Receipts (\$1,000)	Number	Receipts (\$1,000)
<b>1 Alaska -----</b>	<b>4 452</b>	<b>2 382 444</b>	<b>884 478</b>	<b>191 897</b>	<b>31 889</b>	<b>324</b>	<b>277 921</b>	<b>404</b>	<b>87 761</b>	<b>643</b>	<b>287 880</b>	<b>334</b>	<b>163 375</b>
2 Aleutians East Borough ▲ ---	9	5 184	2 166	619	66	1	(D)	—	—	1	(D)	—	—
3 Aleutians West Census Area ▲ -----	9	11 903	2 781	728	107	2	(D)	—	—	1	(D)	1	(D)
4 Unalaska -----	1	(D)	(D)	(D)	AA	—	—	—	—	—	—	—	—
5 Balance of census area ---	8	(D)	(D)	(D)	CC	2	(D)	—	—	1	(D)	1	(D)
6 Anchorage Borough -----	2 325	1 620 065	629 172	137 678	21 164	78	126 113	190	57 662	376	215 623	164	108 057
7 Anchorage -----	2 325	1 620 065	629 172	137 678	21 164	78	126 113	190	57 662	376	215 623	164	108 057
8 Bethel Census Area -----	31	6 764	2 058	462	142	7	1 828	—	—	2	(D)	2	(D)
9 Bethel -----	24	6 209	1 907	413	97	6	(D)	—	—	2	(D)	2	(D)
10 Balance of census area ---	7	555	151	49	45	1	(D)	—	—	—	—	—	—
11 Bristol Bay Borough -----	16	4 453	1 386	142	33	7	2 276	—	—	1	(D)	—	—
12 Denali Borough ▲ -----	18	7 273	2 130	225	54	9	5 877	—	—	—	—	—	—
13 Dillingham Census Area ----	22	7 295	2 031	217	56	7	4 799	2	(D)	3	(D)	2	(D)
14 Fairbanks North Star Borough -----	553	238 054	88 774	18 378	3 280	23	19 068	66	13 638	74	18 554	52	22 706
15 Fairbanks -----	323	163 457	63 088	12 607	2 208	12	14 709	37	7 670	43	10 974	23	11 391
16 Balance of borough -----	230	74 597	25 686	5 771	1 072	11	4 359	29	5 968	31	7 580	29	11 315
17 Haines Borough -----	15	3 771	821	115	47	7	1 840	1	(D)	—	—	1	(D)
18 Juneau Borough -----	267	112 749	40 688	9 471	1 599	13	18 431	29	4 705	48	11 857	19	5 331
19 Juneau -----	267	112 749	40 688	9 471	1 599	13	18 431	29	4 705	48	11 857	19	5 331
20 Kenai Peninsula Borough ----	368	110 934	35 751	7 564	1 580	40	14 858	36	3 247	46	21 866	29	7 001
21 Homer -----	14	2 749	750	122	55	1	(D)	2	(D)	—	—	—	—
22 Kenai -----	85	22 592	7 106	1 898	371	1	(D)	8	(D)	16	3 264	11	2 806
23 Seward -----	11	2 549	727	151	33	2	(D)	—	—	—	—	1	(D)
24 Soldotna -----	28	10 297	3 497	886	123	3	(D)	4	172	2	(D)	3	1 660
25 Balance of borough -----	230	72 747	23 671	4 507	998	33	13 759	22	(D)	28	(D)	14	(D)
26 Ketchikan Gateway Borough --	131	49 992	15 717	3 423	776	14	15 160	17	2 268	19	4 132	10	2 684
27 Ketchikan -----	120	47 927	14 997	3 307	701	13	(D)	17	2 268	17	(D)	7	2 022
28 Balance of borough -----	11	2 065	720	116	75	1	(D)	—	—	2	(D)	3	662
29 Kodiak Island Borough -----	92	25 015	8 076	1 782	404	9	5 755	11	(D)	13	1 727	10	2 465
30 Kodiak -----	82	23 864	7 862	1 751	390	5	(D)	10	(D)	12	(D)	9	(D)
31 Balance of borough -----	10	1 151	214	31	14	4	(D)	1	(D)	1	(D)	1	(D)
32 Lake and Peninsula Borough ▲ -----	9	(D)	(D)	(D)	BB	8	3 007	—	—	—	—	—	—
33 Matanuska-Susitna Borough --	269	66 255	20 419	4 318	1 096	21	8 213	24	2 745	33	5 054	20	5 470
34 Palmer -----	20	4 879	1 750	332	76	1	(D)	3	155	1	(D)	2	(D)
35 Wasilla -----	47	12 420	3 804	834	227	3	(D)	7	867	5	1 476	4	1 825
36 Balance of borough -----	202	48 956	14 865	3 152	793	17	7 263	14	1 723	27	(D)	14	(D)
37 Nome Census Area -----	22	6 830	1 839	427	158	4	2 669	—	—	1	(D)	4	883
38 Nome -----	4	1 401	474	130	29	1	(D)	—	—	—	—	2	(D)
39 Balance of census area ---	18	5 429	1 365	297	129	3	(D)	—	—	1	(D)	2	(D)
40 North Slope Borough -----	17	14 144	4 517	1 032	127	4	(D)	—	—	3	(D)	—	—
41 Barrow -----	12	2 965	712	152	60	3	(D)	—	—	2	(D)	—	—
42 Balance of borough -----	5	11 179	3 805	880	67	1	(D)	—	—	1	(D)	—	—
43 Northwest Arctic Borough ---	5	4 156	1 584	358	62	3	(D)	—	—	—	—	—	—
44 Kotzebue -----	2	(D)	(D)	(D)	BB	2	(D)	—	—	—	—	—	—
45 Balance of borough -----	3	(D)	(D)	(D)	BB	1	(D)	—	—	—	—	—	—
46 Prince of Wales-Outer Ketchikan Census Area ----	15	(D)	(D)	(D)	BB	6	1 697	2	(D)	—	—	1	(D)
47 Sitka Borough -----	66	15 740	4 236	876	264	3	3 989	11	695	8	621	10	2 357
48 Sitka -----	66	15 740	4 236	876	264	3	3 989	11	695	8	621	10	2 357
49 Skagway-Yakutat-Angoon Census Area -----	30	11 295	2 742	112	90	17	9 075	3	473	1	(D)	1	(D)
50 Southeast Fairbanks Census Area -----	30	7 570	1 990	412	119	11	4 290	1	(D)	3	63	4	786
51 Valdez-Cordova Census Area -----	69	22 147	5 580	1 079	282	15	7 952	5	284	9	1 624	2	(D)
52 Valdez -----	29	10 286	2 419	516	118	4	(D)	2	(D)	5	(D)	1	(D)
53 Balance of census area ---	40	11 861	3 161	563	164	11	(D)	3	(D)	4	(D)	1	(D)
54 Wade Hampton Census Area -----	2	(D)	(D)	(D)	BB	—	—	1	(D)	—	—	—	—
55 Wrangell-Petersburg Census Area -----	45	7 638	1 558	315	125	9	2 270	5	418	1	(D)	2	(D)
56 Petersburg -----	26	4 315	878	171	73	3	(D)	4	(D)	—	—	—	—
57 Balance of census area ---	19	3 323	680	144	52	6	(D)	1	(D)	1	(D)	2	(D)
58 Yukon-Koyukuk Census Area -----	17	15 369	6 984	1 947	164	6	(D)	—	—	—	—	—	—

# Census Areas and for Places With 2,500 Inhabitants or More: 1992

appendix A. For information on geographic areas followed by ▲, see appendix F]

Selected kind-of-business or operation groups —Con.														
Miscellaneous repair services (SIC 76)		Amusement and recreation services, including motion pictures and museums (SIC 78, 79, 84)		Health services (SIC 80)		Legal services (SIC 81)		Selected educational services (SIC 823, 4, 9)		Social services (SIC 83)		Engineering, accounting, research, management, and related services (except noncommercial research organizations) (SIC 87 ex. 8733)		
Number	Receipts (\$1,000)	Number	Receipts (\$1,000)	Number	Receipts (\$1,000)	Number	Receipts (\$1,000)	Number	Receipts (\$1,000)	Number	Receipts (\$1,000)	Number	Receipts (\$1,000)	
192	78 177	424	152 219	858	541 808	416	268 461	24	8 810	150	29 851	661	479 605	1
—	—	—	—	5	(D)	—	—	—	—	—	—	2	(D)	2
1	(D)	1	(D)	—	—	—	—	—	—	2	(D)	1	(D)	3
1	(D)	—	(D)	—	—	—	—	—	—	2	(D)	1	(D)	4
96	40 991	157	93 046	486	365 327	286	213 777	17	7 474	60	16 090	399	370 689	6
96	40 991	157	93 046	486	365 327	286	213 777	17	7 474	60	16 090	399	370 689	7
—	—	6	814	3	191	3	845	—	—	5	807	3	229	8
—	—	4	(D)	2	(D)	3	845	—	—	2	(D)	3	229	9
—	—	2	(D)	1	(D)	—	—	—	—	3	(D)	—	—	10
1	(D)	4	597	1	(D)	1	(D)	—	—	—	—	1	(D)	11
—	—	8	(D)	1	(D)	—	—	—	—	—	—	—	—	12
—	—	5	479	2	(D)	1	(D)	—	—	—	—	—	—	13
—	—	—	—	—	—	—	—	—	—	—	—	—	—	14
30	14 730	51	16 398	105	71 059	43	17 315	1	(D)	31	(D)	77	38 831	15
15	8 093	27	12 342	72	57 268	40	16 978	1	(D)	16	(D)	37	20 674	16
15	6 637	24	4 056	33	13 791	3	337	—	—	15	2 397	40	18 157	17
—	—	3	(D)	1	(D)	—	—	—	—	—	—	2	(D)	18
7	2 653	23	7 863	56	26 000	22	17 688	2	(D)	5	(D)	41	17 090	19
7	2 653	23	7 863	56	26 000	22	17 688	2	(D)	5	(D)	41	17 090	20
24	10 210	61	13 081	63	22 676	19	8 464	2	(D)	7	1 117	40	7 914	21
—	—	4	767	5	1 289	—	—	—	—	—	—	1	(D)	22
7	3 192	9	2 151	12	4 300	8	2 525	1	(D)	—	—	12	2 945	23
2	(D)	4	650	2	(D)	—	—	—	—	—	—	—	—	24
2	(D)	4	910	6	3 992	—	—	1	(D)	2	(D)	1	(D)	25
13	(D)	40	8 603	38	(D)	11	5 939	—	—	5	(D)	26	(D)	26
4	1 520	17	5 076	21	8 757	9	3 441	—	—	9	941	11	6 013	27
4	1 520	15	(D)	21	8 757	8	(D)	—	—	8	(D)	10	(D)	28
—	—	2	(D)	—	—	1	(D)	—	—	1	(D)	1	(D)	29
5	1 543	7	1 703	16	6 986	7	2 147	—	—	1	(D)	13	1 573	30
4	(D)	7	1 703	15	(D)	7	2 147	—	—	1	(D)	12	(D)	31
1	(D)	—	—	1	(D)	—	—	—	—	—	—	—	—	32
—	—	1	(D)	—	—	—	—	—	—	—	—	—	—	33
11	2 177	34	4 905	58	25 676	15	3 101	2	(D)	19	2 583	31	6 178	34
—	—	5	—	5	1 906	—	—	—	—	3	315	5	808	35
2	(D)	—	1 726	8	2 169	5	1 369	—	—	4	678	3	1 119	36
9	(D)	29	3 179	45	21 601	10	1 732	2	(D)	12	1 590	23	4 251	37
2	(D)	5	715	1	(D)	1	(D)	—	—	1	(D)	3	447	38
2	(D)	5	715	1	(D)	—	—	—	—	1	(D)	3	447	39
—	—	4	438	1	(D)	1	(D)	—	—	2	(D)	1	(D)	40
—	—	4	438	1	(D)	1	(D)	—	—	—	—	—	—	41
—	—	—	—	—	—	—	—	—	—	2	(D)	—	(D)	42
—	—	—	—	—	—	—	—	—	—	—	—	2	(D)	43
—	—	—	—	—	—	—	—	—	—	—	—	2	(D)	44
—	—	—	—	—	—	—	—	—	—	—	—	—	—	45
—	—	3	(D)	3	(D)	—	—	—	—	—	—	—	—	46
3	(D)	5	498	12	5 113	4	610	—	—	1	(D)	9	1 500	47
3	(D)	5	498	12	5 113	4	610	—	—	1	(D)	9	1 500	48
—	—	7	1 082	—	—	—	—	—	—	—	—	1	(D)	49
1	(D)	2	(D)	4	1 560	—	—	—	—	2	(D)	2	(D)	50
1	(D)	11	1 381	10	2 543	2	(D)	—	—	3	(D)	11	6 421	51
—	—	5	450	5	1 679	1	(D)	—	—	1	(D)	5	(D)	52
1	(D)	6	931	5	864	1	(D)	—	—	2	(D)	6	(D)	53
—	—	—	—	—	—	—	—	—	—	—	—	—	—	54
—	—	—	—	—	—	—	—	—	—	—	—	—	—	55
5	739	6	509	9	2 604	1	(D)	—	—	1	(D)	6	429	56
4	(D)	3	287	5	1 368	1	(D)	—	—	1	(D)	5	(D)	57
1	(D)	3	222	4	1 236	—	—	—	—	—	—	1	(D)	58
1	(D)	3	(D)	—	—	1	(D)	—	—	1	(D)	4	(D)	59

## SERVICE INDUSTRIES—GEOGRAPHIC AREA SERIES

ALASKA AK-21



**Table 5. Summary Statistics for Firms Subject to Federal Income Tax for Places With 350 Establishments or More: 1992**

[Includes only establishments with payroll. For meaning of abbreviations and symbols, see introductory text. For explanation of terms and comparability of 1987 and 1992 censuses, see appendix A. For information on geographic areas followed by ▲, see appendix F]

SIC code	Geographic area and kind of business or operation	Establishments (number)	Receipts (\$1,000)	Annual payroll (\$1,000)	First-quarter payroll (\$1,000)	Paid employees for pay period including March 12 (number)
	<b>ANCHORAGE</b> (Coextensive with Anchorage, AK MSA; see table 7a.)					

**Table 6. Summary Statistics for Firms Subject to Federal Income Tax for Boroughs and Census Areas With 350 Establishments or More: 1992**

[Includes only establishments with payroll. For meaning of abbreviations and symbols, see introductory text. For explanation of terms and comparability of 1987 and 1992 censuses, see appendix A. For information on geographic areas followed by ▲, see appendix F]

SIC code	Geographic area and kind of business or operation	Establishments (number)	Receipts (\$1,000)	Annual payroll (\$1,000)	First-quarter payroll (\$1,000)	Paid employees for pay period including March 12 (number)
	<b>ANCHORAGE BOROUGH</b> (Coextensive with Anchorage, AK MSA; see table 7a.)					
	<b>FAIRBANKS NORTH STAR BOROUGH</b>					
	<b>Total</b> -----	<b>553</b>	<b>238 054</b>	<b>88 774</b>	<b>18 378</b>	<b>3 280</b>
<b>70 ex. 704</b>	<b>Hotels, rooming houses, camps, and other lodging places (except membership lodging)</b> -----	<b>23</b>	<b>19 068</b>	<b>5 285</b>	<b>1 042</b>	<b>332</b>
7011	Hotels and motels -----	17	17 780	4 999	1 015	321
7011 pt.	Hotels -----	9	13 615	3 520	718	213
7011 pt.	Motels, motor hotels, and tourist courts -----	8	4 165	1 479	297	108
702, 3	Other lodging places -----	6	1 288	286	27	11
<b>72</b>	<b>Personal services</b> -----	<b>66</b>	<b>13 638</b>	<b>4 402</b>	<b>1 055</b>	<b>317</b>
721	Laundry, cleaning, and garment services -----	15	3 695	1 045	243	73
7211	Power laundries, family and commercial* -----	1	(D)	(D)	(D)	AA
7213	Linen supply* -----	1	(D)	(D)	(D)	AA
7215	Coin-operated laundries and drycleaning -----	5	1 669	365	81	27
7216	Drycleaning plants, except rug cleaning* -----	3	502	155	37	13
7217	Carpet and upholstery cleaning -----	2	(D)	(D)	(D)	AA
7218	Industrial laundries* -----	—	—	—	—	—
7212, 9	Other laundry, cleaning, and garment services* -----	3	(D)	(D)	(D)	AA
722	Photographic studios, portrait -----	5	1 440	172	34	12
723, 4	Beauty and barber shops -----	29	4 941	2 404	552	167
723	Beauty shops -----	27	(D)	(D)	(D)	CC
724	Barber shops -----	2	(D)	(D)	(D)	AA
725	Shoe repair shops and shoeshine parlors -----	—	—	—	—	—
726	Funeral service and crematories -----	4	(D)	(D)	(D)	AA
729	Miscellaneous personal services -----	13	(D)	(D)	(D)	BB
<b>73</b>	<b>Business services</b> -----	<b>74</b>	<b>18 554</b>	<b>5 251</b>	<b>1 225</b>	<b>352</b>
731	Advertising -----	—	—	—	—	—
732	Consumer credit reporting agencies, mercantile reporting agencies, and adjustment and collection agencies -----	6	968	372	96	25
733	Mailing, reproduction, commercial art and photography, and stenographic services -----	7	2 108	661	159	48
734	Services to dwellings and other buildings -----	32	4 183	1 636	439	152
735	Miscellaneous equipment rental and leasing -----	7	6 648	1 043	204	30
736	Personnel supply services -----	1	(D)	(D)	(D)	AA
737	Computer programming, data processing, and other computer related services -----	3	421	184	43	6
7371, 2, 3	Computer programming, prepackaged software, and integrated systems -----	1	(D)	(D)	(D)	AA
7374, 5, 6	Data processing services -----	—	—	—	—	—
7377, 8, 9	Computer rental and leasing, maintenance, and related services, n.e.c. -----	2	(D)	(D)	(D)	AA
738	Miscellaneous business services -----	18	(D)	(D)	(D)	BB
<b>75</b>	<b>Automotive repair, services, and parking</b> -----	<b>52</b>	<b>22 706</b>	<b>6 051</b>	<b>1 358</b>	<b>249</b>
751	Automotive rental and leasing, without drivers -----	10	4 903	1 097	235	53
752	Automobile parking -----	1	(D)	(D)	(D)	AA
753	Automotive repair shops -----	37	15 734	4 425	1 041	163
7532	Top, body, and upholstery repair shops and paint shops -----	6	3 541	1 217	341	37
7538	General automotive repair shops -----	22	9 332	2 478	548	101
7533, 4, 6, 7, 9	Other automotive repair shops -----	9	2 861	730	152	25
754	Automotive services, except repair -----	4	(D)	(D)	(D)	BB

**Table 6. Summary Statistics for Firms Subject to Federal Income Tax for Boroughs and Census Areas With 350 Establishments or More: 1992 —Con.**

[Includes only establishments with payroll. For meaning of abbreviations and symbols, see introductory text. For explanation of terms and comparability of 1987 and 1992 censuses, see appendix A. For information on geographic areas followed by ▲, see appendix F]

SIC code	Geographic area and kind of business or operation	Establishments (number)	Receipts (\$1,000)	Annual payroll (\$1,000)	First-quarter payroll (\$1,000)	Paid employees for pay period including March 12 (number)
<b>FAIRBANKS NORTH STAR BOROUGH — Con.</b>						
<b>76</b>	<b>Miscellaneous repair services -----</b>	<b>30</b>	<b>14 730</b>	<b>3 852</b>	<b>924</b>	<b>158</b>
762	Electrical repair shops -----	8	4 800	1 226	329	58
7622	Radio and television repair shops -----	2	(D)	(D)	(D)	AA
7623, 9	Other electrical and electronic repair shops -----	6	(D)	(D)	(D)	BB
763	Watch, clock, and jewelry repair -----	—	—	—	—	—
764	Reupholstery and furniture repair -----	3	(D)	(D)	(D)	AA
769	Miscellaneous repair and related services -----	19	(D)	(D)	(D)	BB
<b>78, 79, 84</b>	<b>Amusement and recreation services, including motion pictures and museums -----</b>	<b>51</b>	<b>16 398</b>	<b>2 777</b>	<b>654</b>	<b>300</b>
781, 2	Motion picture production, distribution, and services -----	1	(D)	(D)	(D)	AA
783	Motion picture theaters -----	1	(D)	(D)	(D)	BB
784	Video tape rental -----	10	3 823	761	200	98
792	Theatrical producers (except motion picture), bands, orchestras, and entertainers -----	3	(D)	(D)	(D)	AA
793	Bowling centers -----	1	(D)	(D)	(D)	BB
79 ex. 792, 3, 84	Commercial sports and other amusement and recreation services, including museums -----	35	7 267	1 391	310	130
<b>80</b>	<b>Health services -----</b>	<b>105</b>	<b>71 059</b>	<b>34 291</b>	<b>5 893</b>	<b>697</b>
801	Offices and clinics of doctors of medicine -----	44	49 237	25 275	4 165	429
802	Offices and clinics of dentists -----	40	15 617	6 411	1 287	196
803	Offices and clinics of doctors of osteopathy -----	—	—	—	—	—
804	Offices and clinics of other health practitioners -----	16	3 427	1 128	247	38
805	Nursing and personal care facilities -----	—	—	—	—	—
806	Hospitals -----	—	—	—	—	—
807, 8, 9	Other health services -----	5	2 778	1 477	194	34
<b>81</b>	<b>Legal services -----</b>	<b>43</b>	<b>17 315</b>	<b>7 922</b>	<b>1 516</b>	<b>171</b>
<b>823, 4, 9</b>	<b>Selected educational services -----</b>	<b>1</b>	<b>(D)</b>	<b>(D)</b>	<b>(D)</b>	<b>AA</b>
<b>83</b>	<b>Social services -----</b>	<b>31</b>	<b>(D)</b>	<b>(D)</b>	<b>(D)</b>	<b>CC</b>
835	Child day care services -----	19	(D)	(D)	(D)	CC
832, 3, 6, 9	Other social services -----	12	2 895	1 084	265	81
<b>87 ex. 8733</b>	<b>Engineering, accounting, research, management, and related services (except noncommercial research organizations) -----</b>	<b>77</b>	<b>38 831</b>	<b>16 791</b>	<b>4 166</b>	<b>498</b>
871	Engineering, architectural, and surveying services -----	25	17 619	6 828	1 277	159
872	Accounting, auditing, and bookkeeping services -----	24	8 017	4 242	1 106	127
873 ex. 8733	Research, development, and testing services (except noncommercial research organizations) -----	7	3 895	1 971	416	62
874	Management and public relations services -----	21	9 300	3 750	1 367	150
<b>89</b>	<b>Services, n.e.c. -----</b>	<b>—</b>	<b>—</b>	<b>—</b>	<b>—</b>	<b>—</b>
<b>KENAI PENINSULA BOROUGH</b>						
	<b>Total -----</b>	<b>368</b>	<b>110 934</b>	<b>35 751</b>	<b>7 564</b>	<b>1 580</b>
<b>70 ex. 704</b>	<b>Hotels, rooming houses, camps, and other lodging places (except membership lodging) -----</b>	<b>40</b>	<b>14 858</b>	<b>3 453</b>	<b>645</b>	<b>274</b>
7011	Hotels and motels -----	28	12 655	3 076	615	260
7011 pt. 7011 pt.	Hotels -----	16	9 654	2 618	533	227
	Motels, motor hotels, and tourist courts -----	12	3 001	458	82	33
702, 3	Other lodging places -----	12	2 203	377	30	14
<b>72</b>	<b>Personal services -----</b>	<b>36</b>	<b>3 247</b>	<b>877</b>	<b>201</b>	<b>93</b>
721	Laundry, cleaning, and garment services -----	12	1 392	285	57	37
7211	Power laundries, family and commercial* -----	—	—	—	—	—
7213	Linen supply* -----	—	—	—	—	—
7215	Coin-operated laundries and drycleaning -----	6	778	165	32	21
7216	Drycleaning plants, except rug cleaning* -----	2	(D)	(D)	(D)	AA
7217	Carpet and upholstery cleaning -----	3	(D)	(D)	(D)	AA
7218	Industrial laundriers* -----	—	—	—	—	—
7212, 9	Other laundry, cleaning, and garment services* -----	1	(D)	(D)	(D)	AA
722	Photographic studios, portrait -----	—	—	—	—	—
723, 4	Beauty and barber shops -----	14	1 201	447	100	34
723	Beauty shops -----	14	1 201	447	100	34
724	Barber shops -----	—	—	—	—	—
725	Shoe repair shops and shoeshine parlors -----	—	—	—	—	—
726	Funeral service and crematories -----	2	(D)	(D)	(D)	AA
729	Miscellaneous personal services -----	8	(D)	(D)	(D)	BB

**Table 6. Summary Statistics for Firms Subject to Federal Income Tax for Boroughs and Census Areas With 350 Establishments or More: 1992 —Con.**

[Includes only establishments with payroll. For meaning of abbreviations and symbols, see introductory text. For explanation of terms and comparability of 1987 and 1992 censuses, see appendix A. For information on geographic areas followed by ▲, see appendix F]

SIC code	Geographic area and kind of business or operation	Establishments (number)	Receipts (\$1,000)	Annual payroll (\$1,000)	First-quarter payroll (\$1,000)	Paid employees for pay period including March 12 (number)
<b>KENAI PENINSULA BOROUGH—Con.</b>						
<b>73</b>	<b>Business services</b> .....	<b>46</b>	<b>21 866</b>	<b>9 887</b>	<b>1 881</b>	<b>277</b>
731	Advertising .....	—	—	—	—	—
732	Consumer credit reporting agencies, mercantile reporting agencies, and adjustment and collection agencies .....	3	285	29	4	2
733	Mailing, reproduction, commercial art and photography, and stenographic services .....	3	145	38	6	4
734	Services to dwellings and other buildings .....	15	1 040	482	108	58
735	Miscellaneous equipment rental and leasing .....	12	8 565	2 243	538	90
736	Personnel supply services .....	1	(D)	(D)	(D)	BB
737	Computer programming, data processing, and other computer related services .....	3	(D)	(D)	(D)	AA
7371, 2, 3	Computer programming, prepackaged software, and integrated systems .....	—	—	—	—	—
7374, 5, 6	Data processing services .....	1	(D)	(D)	(D)	AA
7377, 8, 9	Computer rental and leasing, maintenance, and related services, n.e.c. ....	2	(D)	(D)	(D)	AA
738	Miscellaneous business services .....	9	(D)	(D)	(D)	BB
<b>75</b>	<b>Automotive repair, services, and parking</b> .....	<b>29</b>	<b>7 001</b>	<b>1 644</b>	<b>411</b>	<b>85</b>
751	Automotive rental and leasing, without drivers .....	4	(D)	(D)	(D)	AA
752	Automobile parking .....	—	—	—	—	—
753	Automotive repair shops .....	23	5 516	1 355	335	64
7532	Top, body, and upholstery repair shops and paint shops .....	8	(D)	(D)	(D)	BB
7538	General automotive repair shops .....	12	2 574	593	122	29
7533, 4, 6, 7, 9	Other automotive repair shops .....	3	(D)	(D)	(D)	AA
754	Automotive services, except repair .....	2	(D)	(D)	(D)	AA
<b>76</b>	<b>Miscellaneous repair services</b> .....	<b>24</b>	<b>10 210</b>	<b>3 418</b>	<b>835</b>	<b>149</b>
762	Electrical repair shops .....	5	804	139	33	9
7622	Radio and television repair shops .....	1	(D)	(D)	(D)	AA
7623, 9	Other electrical and electronic repair shops .....	4	(D)	(D)	(D)	AA
763	Watch, clock, and jewelry repair .....	—	—	—	—	—
764	Reupholstery and furniture repair .....	1	(D)	(D)	(D)	AA
769	Miscellaneous repair and related services .....	18	(D)	(D)	(D)	CC
<b>78, 79, 84</b>	<b>Amusement and recreation services, including motion pictures and museums</b> .....	<b>61</b>	<b>13 081</b>	<b>2 539</b>	<b>291</b>	<b>171</b>
781, 2	Motion picture production, distribution, and services .....	1	(D)	(D)	(D)	AA
783	Motion picture theaters .....	3	1 094	250	62	31
784	Video tape rental .....	13	1 675	374	71	34
792	Theatrical producers (except motion picture), bands, orchestras, and entertainers .....	—	—	—	—	—
793	Bowling centers .....	3	(D)	(D)	(D)	AA
79 ex. 792, 3; 84	Commercial sports and other amusement and recreation services, including museums .....	41	9 045	1 437	100	84
<b>80</b>	<b>Health services</b> .....	<b>63</b>	<b>22 676</b>	<b>8 351</b>	<b>1 830</b>	<b>304</b>
801	Offices and clinics of doctors of medicine .....	27	11 354	4 822	1 086	148
802	Offices and clinics of dentists .....	16	6 178	2 106	469	88
803	Offices and clinics of doctors of osteopathy .....	2	(D)	(D)	(D)	AA
804	Offices and clinics of other health practitioners .....	16	3 885	1 017	238	62
805	Nursing and personal care facilities .....	—	—	—	—	—
806	Hospitals .....	—	—	—	—	—
807, 8, 9	Other health services .....	2	(D)	(D)	(D)	AA
<b>81</b>	<b>Legal services</b> .....	<b>19</b>	<b>8 464</b>	<b>1 944</b>	<b>657</b>	<b>42</b>
<b>823, 4, 9</b>	<b>Selected educational services</b> .....	<b>2</b>	<b>(D)</b>	<b>(D)</b>	<b>(D)</b>	<b>AA</b>
<b>83</b>	<b>Social services</b> .....	<b>7</b>	<b>1 117</b>	<b>445</b>	<b>99</b>	<b>51</b>
835	Child day care services .....	7	1 117	445	99	51
832, 3, 6, 9	Other social services .....	—	—	—	—	—
<b>87 ex. 8733</b>	<b>Engineering, accounting, research, management, and related services (except noncommercial research organizations)</b> .....	<b>40</b>	<b>7 914</b>	<b>3 111</b>	<b>691</b>	<b>124</b>
871	Engineering, architectural, and surveying services .....	14	3 309	1 181	209	47
872	Accounting, auditing, and bookkeeping services .....	14	2 728	1 260	301	51
873 ex. 8733	Research, development, and testing services (except noncommercial research organizations) .....	3	(D)	(D)	(D)	AA
874	Management and public relations services .....	9	(D)	(D)	(D)	AA
<b>89</b>	<b>Services, n.e.c.</b> .....	<b>1</b>	<b>(D)</b>	<b>(D)</b>	<b>(D)</b>	<b>AA</b>

**Table 7a. Summary Statistics for Firms Subject to Federal Income Tax for Metropolitan Areas: 1992**

[Includes only establishments with payroll. For meaning of abbreviations and symbols, see introductory text. For explanation of terms and comparability of 1987 and 1992 censuses, see appendix A. For definitions of CMSA's, MSA's, and PMSA's, see appendix D]

SIC code	Geographic area and kind of business or operation	Establishments (number)	Receipts (\$1,000)	Annual payroll (\$1,000)	First-quarter payroll (\$1,000)	Paid employees for pay period including March 12 (number)
<b>ANCHORAGE, AK MSA</b>						
	<b>Total -----</b>	<b>2 325</b>	<b>1 620 065</b>	<b>629 172</b>	<b>137 678</b>	<b>21 164</b>
<b>70 ex. 704</b>	<b>Hotels, rooming houses, camps, and other lodging places (except membership lodging) -----</b>	<b>78</b>	<b>126 113</b>	<b>36 584</b>	<b>8 323</b>	<b>1 990</b>
7011	Hotels and motels -----	55	120 061	35 251	8 142	1 943
7011 pt.	Hotels -----	40	111 061	32 868	7 662	1 805
7011 pt.	Hotels, 25 guestrooms or more -----	35	110 005	32 631	7 639	1 791
7011 pt.	Hotels, less than 25 guestrooms -----	5	1 056	237	23	14
7011 pt.	Motels, motor hotels, and tourist courts -----	15	9 000	2 383	480	138
7011 pt.	Motels, tourist courts -----	14	(D)	(D)	(D)	CC
7011 pt.	Motor hotels -----	1	(D)	(D)	(D)	AA
702, 3	Other lodging places -----	23	6 052	1 333	181	47
702	Rooming and boarding houses -----	2	(D)	(D)	(D)	AA
703	Camps and recreational vehicle parks -----	21	(D)	(D)	(D)	BB
<b>72</b>	<b>Personal services -----</b>	<b>190</b>	<b>57 662</b>	<b>22 252</b>	<b>5 141</b>	<b>1 577</b>
721	Laundry, cleaning, and garment services -----	43	27 495	12 672	2 924	812
7211	Power laundries, family and commercial* -----	2	(D)	(D)	(D)	AA
7213	Linen supply* -----	2	(D)	(D)	(D)	BB
7215	Coin-operated laundries and drycleaning -----	4	584	76	20	12
7216	Drycleaning plants, except rug cleaning* -----	17	15 156	6 669	1 572	347
7217	Carpet and upholstery cleaning -----	13	1 929	845	213	49
7218	Industrial laundries* -----	1	(D)	(D)	(D)	EE
7212, 9	Other laundry, cleaning, and garment services* -----	4	(D)	(D)	(D)	AA
7212	Garment pressing, and agents for laundries and drycleaners -----	4	—	—	—	—
7219	Laundry and garment services, n.e.c.* -----	—	(D)	(D)	(D)	AA
722	Photographic studios, portrait -----	11	3 902	696	131	47
723, 4	Beauty and barber shops -----	84	15 927	6 437	1 451	440
723	Beauty shops -----	79	(D)	(D)	(D)	EE
724	Barber shops -----	5	(D)	(D)	(D)	BB
725	Shoe repair shops and shoeshine parlors -----	2	(D)	(D)	(D)	AA
726	Funeral service and crematories -----	4	(D)	(D)	(D)	BB
729	Miscellaneous personal services -----	46	(D)	(D)	(D)	CC
7291	Tax return preparation services -----	8	1 957	677	238	118
7299	Miscellaneous personal services, n.e.c. -----	38	(D)	(D)	(D)	CC
<b>73</b>	<b>Business services -----</b>	<b>376</b>	<b>215 623</b>	<b>100 919</b>	<b>23 999</b>	<b>4 259</b>
731	Advertising -----	20	(D)	(D)	(D)	CC
7311	Advertising agencies -----	17	(D)	(D)	(D)	CC
7312	Outdoor advertising services -----	1	(D)	(D)	(D)	AA
7313	Radio, television, publishers' advertising representatives -----	2	(D)	(D)	(D)	BB
7319	Advertising, n.e.c. -----	—	—	—	—	—
732	Consumer credit reporting agencies, mercantile reporting agencies, and adjustment and collection agencies -----	10	8 217	2 607	665	127
7322	Adjustment and collection services -----	7	(D)	(D)	(D)	CC
7323	Credit reporting services -----	3	(D)	(D)	(D)	BB
733	Mailing, reproduction, commercial art and photography, and stenographic services -----	38	16 520	5 013	1 598	294
7331	Direct mail advertising services -----	3	(D)	(D)	(D)	BB
7334	Photocopying and duplicating services -----	12	8 988	2 826	1 069	146
7335, 6	Commercial photography, art, and graphics -----	9	(D)	(D)	(D)	BB
7335	Commercial photography -----	4	(D)	(D)	(D)	AA
7336	Commercial art and graphic design -----	5	760	257	102	17
7338	Secretarial and court reporting services -----	14	5 116	1 466	341	94
734	Services to dwellings and other buildings -----	108	22 749	10 692	2 443	907
7342	Disinfecting and pest control services -----	4	(D)	(D)	(D)	AA
7349	Building cleaning and maintenance services, n.e.c. -----	104	(D)	(D)	(D)	FF
735	Miscellaneous equipment rental and leasing -----	33	18 907	5 151	1 252	146
7352	Medical equipment rental and leasing -----	1	(D)	(D)	(D)	AA
7353	Heavy construction equipment rental and leasing -----	8	(D)	(D)	(D)	BB
7359	Equipment rental and leasing, n.e.c. -----	24	12 263	3 312	875	104
736	Personnel supply services -----	21	(D)	(D)	(D)	FF
7361	Employment agencies -----	7	(D)	(D)	(D)	CC
7363	Help supply services -----	14	(D)	(D)	(D)	FF
7363 pt.	Temporary help supply -----	12	(D)	(D)	(D)	FF
7363 pt.	Help supply, except temporary -----	2	(D)	(D)	(D)	CC
737	Computer programming, data processing, and other computer related services -----	44	17 266	5 722	1 350	174
7371, 2, 3	Computer programming, prepackaged software, and integrated systems -----	23	11 173	3 368	791	97
7371	Computer programming services -----	19	(D)	(D)	(D)	BB
7372	Prepackaged software -----	1	(D)	(D)	(D)	AA
7373	Computer integrated systems -----	3	(D)	(D)	(D)	AA
7374, 5, 6	Data processing services -----	6	(D)	(D)	(D)	BB
7374, 5	Computer processing, information retrieval -----	6	(D)	(D)	(D)	BB
7376	Computer facilities management services -----	—	—	—	—	—
7377, 8, 9	Computer rental and leasing, maintenance, and related services, n.e.c. -----	15	(D)	(D)	(D)	BB
7377	Computer rental and leasing -----	—	—	—	—	—
7378	Computer maintenance and repair -----	7	(D)	(D)	(D)	BB
7379	Computer related services, n.e.c. -----	8	(D)	(D)	(D)	AA

**Table 7a. Summary Statistics for Firms Subject to Federal Income Tax for Metropolitan Areas: 1992 — Con.**

[Includes only establishments with payroll. For meaning of abbreviations and symbols, see introductory text. For explanation of terms and comparability of 1987 and 1992 censuses, see appendix A. For definitions of CMSA's, MSA's, and PMSA's, see appendix D]

SIC code	Geographic area and kind of business or operation	Establishments (number)	Receipts (\$1,000)	Annual payroll (\$1,000)	First-quarter payroll (\$1,000)	Paid employees for pay period including March 12 (number)
<b>ANCHORAGE, AK MSA — Con.</b>						
<b>73</b>	<b>Business services — Con.</b>					
738	Miscellaneous business services .....	102	(D)	(D)	(D)	GG
7381, 2	Detective agencies and protective services .....	21	44 605	32 598	7 871	1 187
7381	Detective, guard, and armored car services .....	17	(D)	(D)	(D)	GG
7382	Security systems services .....	4	(D)	(D)	(D)	BB
7383	News syndicates .....	2	(D)	(D)	(D)	AA
7384	Photofinishing laboratories* .....	12	7 473	1 839	404	85
7389	Business services, n.e.c. ....	67	(D)	(D)	(D)	EE
7389 pt.	Sign painting shops .....	7	(D)	(D)	(D)	BB
7389 pt.	Interior designing .....	3	(D)	(D)	(D)	AA
7389 pt.	Telephone answering services .....	6	(D)	(D)	(D)	BB
7389 pt.	Other business services .....	51	18 072	5 469	1 203	217
<b>75</b>	<b>Automotive repair, services, and parking .....</b>	<b>164</b>	<b>108 057</b>	<b>25 911</b>	<b>5 528</b>	<b>1 130</b>
751	Automotive rental and leasing, without drivers .....	23	34 751	5 669	1 057	240
7513	Truck rental and leasing, without drivers .....	5	(D)	(D)	(D)	BB
7514, 5	Passenger car rental and leasing .....	11	27 401	4 398	908	199
7514	Passenger car rental .....	11	27 401	4 398	908	199
7515	Passenger car leasing .....	—	—	—	—	—
7519	Utility trailer and recreational vehicle rental .....	7	(D)	(D)	(D)	AA
752	Automobile parking .....	2	(D)	(D)	(D)	BB
753	Automotive repair shops .....	111	55 409	16 238	3 550	550
7532	Top, body, and upholstery repair shops and paint shops .....	31	16 020	4 937	1 086	139
7532 pt.	Top and body repair shops .....	31	16 020	4 937	1 086	139
7532 pt.	Paint shops .....	—	—	—	—	—
7538	General automotive repair shops .....	53	27 224	7 873	1 700	279
7538 pt.	General automotive repair shops, except diesel .....	44	22 556	6 625	1 415	232
7538 pt.	Diesel repair shops .....	9	4 668	1 248	285	47
7533, 4, 6, 7, 9	Other automotive repair shops .....	27	12 165	3 428	764	132
7533	Automotive exhaust system repair shops .....	7	4 451	1 269	267	54
7534	Tire retreading and repair shops .....	1	(D)	(D)	(D)	AA
7536	Automotive glass replacement shops .....	4	(D)	(D)	(D)	BB
7537	Automotive transmission repair shops .....	10	(D)	(D)	(D)	BB
7539	Automotive repair shops, n.e.c. ....	5	1 374	441	95	12
7539 pt.	Radiator repair .....	2	(D)	(D)	(D)	AA
7539 pt.	Brake, front end, and wheel alignment .....	1	(D)	(D)	(D)	AA
7539 pt.	Automotive electrical and fuel system services .....	2	(D)	(D)	(D)	AA
7539 pt.	Other automotive repair shops, n.e.c. ....	—	—	—	—	—
754	Automotive services, except repair .....	28	(D)	(D)	(D)	EE
7542	Carwashes .....	13	(D)	(D)	(D)	CC
7549	Automotive services, except repair and carwashes .....	15	8 804	2 268	478	109
<b>76</b>	<b>Miscellaneous repair services .....</b>	<b>96</b>	<b>40 991</b>	<b>11 852</b>	<b>3 144</b>	<b>549</b>
762	Electrical repair shops .....	32	14 209	5 158	1 365	272
7622	Radio and television repair shops .....	6	1 667	420	133	35
7623, 9	Other electrical and electronic repair shops .....	26	12 542	4 738	1 232	237
7623	Refrigeration and air-conditioning service and repair shops .....	3	863	272	66	11
7629	Electrical and electronic repair shops, n.e.c. ....	23	11 679	4 466	1 166	226
763	Watch, clock, and jewelry repair .....	3	418	111	23	7
764	Reupholstery and furniture repair .....	4	1 014	314	97	14
769	Miscellaneous repair and related services .....	57	25 350	6 269	1 659	256
7692	Welding repair .....	7	4 228	1 114	232	63
7694	Armature rewinding shops .....	3	(D)	(D)	(D)	AA
7699	Repair shops and related services, n.e.c. ....	47	(D)	(D)	(D)	CC
<b>78, 79, 84</b>	<b>Amusement and recreation services, including motion pictures and museums .....</b>	<b>157</b>	<b>93 046</b>	<b>16 029</b>	<b>3 703</b>	<b>1 658</b>
781, 2	Motion picture production, distribution, and services .....	13	7 834	1 426	320	40
783	Motion picture theaters .....	7	(D)	(D)	(D)	CC
7832	Motion picture theaters, except drive-in .....	7	(D)	(D)	(D)	CC
7833	Drive-in motion picture theaters .....	—	—	—	—	—
784	Video tape rental .....	41	11 367	2 426	578	249
792	Theatrical producers (except motion picture), bands, orchestras, and entertainers .....	4	(D)	(D)	(D)	AA
7922	Theatrical producers (except motion picture) and miscellaneous theatrical services .....	1	(D)	(D)	(D)	AA
7929	Bands, orchestras, actors, and other entertainers and entertainment groups .....	3	(D)	(D)	(D)	AA
793	Bowling centers .....	5	(D)	(D)	(D)	CC
79 ex. 792, 3, 84	Commercial sports and other amusement and recreation services, including museums .....	87	53 882	9 280	2 127	1 079
794	Commercial sports .....	3	680	141	31	6
7941	Professional sports clubs, managers, promoters .....	3	680	141	31	6
7948	Racing, including track operation .....	—	—	—	—	—
79 ex. 792, 3, 4, 84	Other amusement and recreation services, including museums .....	84	53 202	9 139	2 096	1 073
791	Dance studios, schools, and halls .....	3	324	104	26	11
7991	Physical fitness facilities .....	11	8 700	1 933	488	388
7992	Public golf courses .....	—	—	—	—	—
7993	Coin-operated amusement devices .....	3	(D)	(D)	(D)	BB
7996	Amusement parks .....	—	—	—	—	—
7997	Membership sports and recreation clubs .....	4	(D)	(D)	(D)	CC
7999, 84	Amusement and recreation services, including museums, n.e.c. ....	63	39 409	5 977	1 308	548
7999 pt.	Concession operators of amusement devices and rides .....	—	—	—	—	—
7999 pt.	Carnivals, circuses, and fairs .....	1	(D)	(D)	(D)	AA
7999 pt., 84	Other recreation and amusements, including museums .....	62	(D)	(D)	(D)	FF

**Table 7a. Summary Statistics for Firms Subject to Federal Income Tax for Metropolitan Areas: 1992—Con.**

[Includes only establishments with payroll. For meaning of abbreviations and symbols, see introductory text. For explanation of terms and comparability of 1987 and 1992 censuses, see appendix A. For definitions of CMSA's, MSA's, and PMSA's, see appendix D]

SIC code	Geographic area and kind of business or operation	Establishments (number)	Receipts (\$1,000)	Annual payroll (\$1,000)	First-quarter payroll (\$1,000)	Paid employees for pay period including March 12 (number)
	<b>ANCHORAGE, AK MSA—Con.</b>					
<b>80</b>	<b>Health services</b> .....	<b>486</b>	<b>365 327</b>	<b>142 873</b>	<b>29 862</b>	<b>3 619</b>
801	Offices and clinics of doctors of medicine .....	207	156 426	73 423	13 909	1 364
8011 pt.	Offices of doctors of medicine .....	205	(D)	(D)	(D)	GG
8011 pt.	General medical clinics .....	2	(D)	(D)	(D)	BB
802	Offices and clinics of dentists .....	141	68 212	24 918	5 272	868
803	Offices and clinics of doctors of osteopathy .....	7	4 266	1 601	240	22
804	Offices and clinics of other health practitioners .....	95	31 612	9 888	2 219	321
8041	Offices and clinics of chiropractors .....	34	12 932	4 609	954	124
8042	Offices and clinics of optometrists .....	21	8 873	2 710	670	90
8043	Offices and clinics of podiatrists .....	4	(D)	(D)	(D)	AA
8049	Offices and clinics of health practitioners, n.e.c. ....	36	(D)	(D)	(D)	BB
805	Nursing and personal care facilities .....	—	—	—	—	—
8051	Skilled nursing care facilities .....	—	—	—	—	—
8052	Intermediate care facilities .....	—	—	—	—	—
8059	Nursing and personal care facilities, n.e.c. ....	—	—	—	—	—
806	Hospitals .....	3	(D)	(D)	(D)	FF
8062	General medical and surgical hospitals .....	1	(D)	(D)	(D)	FF
8063, 9	Specialty hospitals .....	2	(D)	(D)	(D)	CC
807, 8, 9	Other health services .....	33	(D)	(D)	(D)	EE
807	Medical and dental laboratories .....	20	11 905	3 799	1 014	145
8071	Medical laboratories .....	11	8 805	2 550	708	91
8072	Dental laboratories .....	9	3 100	1 249	306	54
808	Home health care services .....	3	(D)	(D)	(D)	BB
809	Miscellaneous health and allied services, n.e.c. ....	10	(D)	(D)	(D)	BB
8092	Kidney dialysis centers .....	—	—	—	—	—
8093	Specialty outpatient facilities, n.e.c. ....	8	(D)	(D)	(D)	BB
8099	Health and allied services, n.e.c. ....	2	(D)	(D)	(D)	AA
<b>81</b>	<b>Legal services</b> .....	<b>286</b>	<b>213 777</b>	<b>94 881</b>	<b>19 004</b>	<b>1 741</b>
<b>823, 4, 9</b>	<b>Selected educational services</b> .....	<b>17</b>	<b>7 474</b>	<b>3 415</b>	<b>941</b>	<b>167</b>
823	Libraries .....	—	—	—	—	—
824	Vocational schools .....	9	(D)	(D)	(D)	CC
829	Schools and educational services, n.e.c. ....	8	(D)	(D)	(D)	BB
<b>83</b>	<b>Social services</b> .....	<b>60</b>	<b>16 090</b>	<b>7 313</b>	<b>1 816</b>	<b>465</b>
835	Child day care services .....	34	6 332	3 021	773	279
832, 3, 6, 9	Other social services .....	26	9 758	4 292	1 043	186
<b>87 ex. 8733</b>	<b>Engineering, accounting, research, management, and related services (except noncommercial research organizations)</b> .....	<b>399</b>	<b>370 689</b>	<b>165 030</b>	<b>35 778</b>	<b>3 950</b>
871	Engineering, architectural, and surveying services .....	159	227 099	101 574	21 200	2 066
8711	Engineering services .....	105	178 830	80 974	17 704	1 575
8712	Architectural services .....	25	25 838	9 186	1 763	184
8713	Surveying services .....	29	22 431	11 414	1 733	307
872	Accounting, auditing, and bookkeeping services .....	125	45 447	18 177	4 264	580
873 ex. 8733	Research, development, and testing services (except noncommercial research organizations) .....	29	18 599	7 679	1 576	226
8731	Commercial physical and biological research .....	6	4 160	1 580	306	46
8732	Commercial economic, sociological, and educational research .....	10	5 092	1 902	387	56
8734	Testing laboratories .....	13	9 347	4 197	883	124
874	Management and public relations services .....	86	79 544	37 600	8 738	1 078
8741	Management services .....	29	13 078	5 891	1 460	188
8742	Management consulting services .....	32	13 195	6 741	1 509	154
8743	Public relations services .....	8	(D)	(D)	(D)	AA
8744	Facilities support management services .....	5	(D)	(D)	(D)	FF
8748	Business consulting services, n.e.c. ....	12	2 156	878	190	20
<b>89</b>	<b>Services, n.e.c.</b> .....	<b>16</b>	<b>5 216</b>	<b>2 113</b>	<b>439</b>	<b>59</b>

**Table 7b. Summary Statistics for Firms Exempt From Federal Income Tax for Metropolitan Areas: 1992**

[Includes only establishments with payroll. For meaning of abbreviations and symbols, see introductory text. For explanation of terms and comparability of 1987 and 1992 censuses, see appendix A. For definitions of CMSA's, MSA's, and PMSA's, see appendix D]

SIC code	Geographic area and kind of business or operation	Establishments (number)	Revenue (\$1,000)	Annual payroll (\$1,000)	First-quarter payroll (\$1,000)	Paid employees for pay period including March 12 (number)
	<b>ANCHORAGE, AK MSA</b>					
	Total .....	317	466 939	201 379	49 553	7 355
7032, 704	Camps and membership lodging .....	2	(D)	(D)	(D)	AA
792, 7991 pt., 7997, 7999 pt., 84	Selected amusement, recreation, and related services .....	24	11 818	3 244	846	231
8011 pt.; 8021 pt.; 805, 6, 8, 9	Selected health services .....	22	303 270	138 883	34 188	3 996
8111 pt.	Legal aid societies and similar legal services .....	3	(D)	(D)	(D)	BB
823, 4, 9	Selected educational services .....	12	2 658	1 002	268	62
83	Social services .....	137	85 054	37 571	9 151	2 129
835	Child day care services .....	24	6 028	3 638	896	291
832, 3, 6, 9	Other social services .....	113	79 026	33 933	8 255	1 838
861, 2, 4, 9	Selected membership organizations .....	104	56 858	18 027	4 586	859
873, 4 ex. 8744	Research, testing, and consulting services, except facilities support management services .....	13	3 740	1 149	179	30

**Table 8a. Summary Statistics for Firms Subject to Federal Income Tax for the Area Outside Metropolitan Areas: 1992**

[Includes only establishments with payroll. For meaning of abbreviations and symbols, see introductory text. For explanation of terms and comparability of 1987 and 1992 censuses, see appendix A. For definitions of CMSA's, MSA's, and PMSA's, see appendix D]

SIC code	Kind of business or operation	Establishments (number)	Receipts (\$1,000)	Annual payroll (\$1,000)	First-quarter payroll (\$1,000)	Paid employees for pay period including March 12 (number)
	<b>Total .....</b>	<b>2 127</b>	<b>762 379</b>	<b>255 306</b>	<b>54 219</b>	<b>10 725</b>
70 ex. 704	<b>Hotels, rooming houses, camps, and other lodging places (except membership lodging) .....</b>	<b>246</b>	<b>151 808</b>	<b>38 907</b>	<b>6 948</b>	<b>2 205</b>
7011	Hotels and motels .....	170	131 561	34 280	6 471	2 065
7011 pt.	Hotels .....	95	100 298	26 657	5 006	1 545
7011 pt.	Hotels, 25 guestrooms or more .....	72	95 465	25 894	4 913	1 486
7011 pt.	Hotels, less than 25 guestrooms .....	23	4 833	763	93	59
7011 pt.	Motels, motor hotels, and tourist courts .....	75	31 263	7 623	1 465	520
7011 pt.	Motels, tourist courts .....	64	(D)	(D)	(D)	EE
7011 pt.	Motor hotels .....	11	(D)	(D)	(D)	CC
702, 3	Other lodging places .....	76	20 247	4 627	477	140
702	Rooming and boarding houses .....	5	(D)	(D)	(D)	AA
703	Camps and recreational vehicle parks .....	71	(D)	(D)	(D)	CC
72	<b>Personal services .....</b>	<b>214</b>	<b>30 099</b>	<b>9 595</b>	<b>2 259</b>	<b>778</b>
721	Laundry, cleaning, and garment services .....	52	9 048	2 640	580	218
7211	Power laundries, family and commercial* .....	1	(D)	(D)	(D)	AA
7213	Linen supply* .....	1	(D)	(D)	(D)	AA
7215	Coin-operated laundries and drycleaning .....	26	4 490	1 055	219	98
7216	Drycleaning plants, except rug cleaning* .....	9	2 523	951	215	64
7217	Carpet and upholstery cleaning .....	8	520	131	24	18
7218	Industrial laundries* .....	-	-	-	-	-
7212, 9	Other laundry, cleaning, and garment services* .....	7	(D)	(D)	(D)	BB
7212	Garment pressing, and agents for laundries and drycleaners .....	2	(D)	(D)	(D)	AA
7219	Laundry and garment services, n.e.c.* .....	5	220	73	14	12
722	Photographic studios, portrait .....	10	1 892	211	39	15
723, 4	Beauty and barber shops .....	94	11 567	4 936	1 144	378
723	Beauty shops .....	92	(D)	(D)	(D)	EE
724	Barber shops .....	2	(D)	(D)	(D)	AA
725	Shoe repair shops and shoeshine parlors .....	-	-	-	-	-
726	Funeral service and crematories .....	10	(D)	(D)	(D)	BB
729	Miscellaneous personal services .....	48	(D)	(D)	(D)	CC
7291	Tax return preparation services .....	18	2 144	632	173	56
7299	Miscellaneous personal services, n.e.c. .....	30	(D)	(D)	(D)	BB

**Table 8a. Summary Statistics for Firms Subject to Federal Income Tax for the Area Outside Metropolitan Areas: 1992 — Con.**

[Includes only establishments with payroll. For meaning of abbreviations and symbols, see introductory text. For explanation of terms and comparability of 1987 and 1992 censuses, see appendix A. For definitions of CMSA's, MSA's, and PMSA's, see appendix D]

SIC code	Kind of business or operation	Establishments (number)	Receipts (\$1,000)	Annual payroll (\$1,000)	First-quarter payroll (\$1,000)	Paid employees for pay period including March 12 (number)
<b>73</b>	<b>Business services</b> .....	<b>267</b>	<b>72 257</b>	<b>25 216</b>	<b>5 525</b>	<b>1 255</b>
731	Advertising .....	2	(D)	(D)	(D)	AA
7311	Advertising agencies .....	1	(D)	(D)	(D)	AA
7312	Outdoor advertising services .....	1	(D)	(D)	(D)	AA
7313	Radio, television, publishers' advertising representatives .....	—	—	—	—	—
7319	Advertising, n.e.c. ....	—	—	—	—	—
732	Consumer credit reporting agencies, mercantile reporting agencies, and adjustment and collection agencies .....	16	2 798	1 046	253	63
7322	Adjustment and collection services .....	14	(D)	(D)	(D)	BB
7323	Credit reporting services .....	2	(D)	(D)	(D)	AA
733	Mailing, reproduction, commercial art and photography, and stenographic services .....	21	3 794	1 179	269	79
7331	Direct mail advertising services .....	1	(D)	(D)	(D)	AA
7334	Photocopying and duplicating services .....	6	2 512	811	191	55
7335, 6	Commercial photography, art, and graphics .....	3	(D)	(D)	(D)	AA
7335	Commercial photography .....	3	(D)	(D)	(D)	AA
7336	Commercial art and graphic design .....	—	—	—	—	—
7338	Secretarial and court reporting services .....	11	984	291	60	19
734	Services to dwellings and other buildings .....	111	14 091	5 565	1 332	471
7342	Disinfecting and pest control services .....	5	(D)	(D)	(D)	AA
7349	Building cleaning and maintenance services, n.e.c. ....	106	(D)	(D)	(D)	EE
735	Miscellaneous equipment rental and leasing .....	32	24 078	5 376	1 341	180
7352	Medical equipment rental and leasing .....	2	(D)	(D)	(D)	AA
7353	Heavy construction equipment rental and leasing .....	10	(D)	(D)	(D)	BB
7359	Equipment rental and leasing, n.e.c. ....	20	13 862	3 730	1 011	132
736	Personnel supply services .....	3	(D)	(D)	(D)	BB
7361	Employment agencies .....	1	(D)	(D)	(D)	AA
7363	Help supply services .....	2	(D)	(D)	(D)	BB
7363 pt.	Temporary help supply .....	2	(D)	(D)	(D)	BB
7363 pt.	Help supply, except temporary .....	—	—	—	—	—
737	Computer programming, data processing, and other computer related services .....	14	3 899	1 893	592	46
7371, 2, 3	Computer programming, prepackaged software, and integrated systems .....	5	1 710	519	133	19
7371	Computer programming services .....	3	(D)	(D)	(D)	AA
7372	Prepackaged software .....	—	—	—	—	—
7373	Computer integrated systems .....	2	(D)	(D)	(D)	AA
7374, 5, 6	Data processing services .....	1	(D)	(D)	(D)	AA
7374, 5	Computer processing, information retrieval .....	1	(D)	(D)	(D)	AA
7376	Computer facilities management services .....	—	—	—	—	—
7377, 8, 9	Computer rental and leasing, maintenance, and related services, n.e.c. ....	8	(D)	(D)	(D)	AA
7377	Computer rental and leasing .....	—	—	—	—	—
7378	Computer maintenance and repair .....	5	(D)	(D)	(D)	AA
7379	Computer related services, n.e.c. ....	3	(D)	(D)	(D)	AA
738	Miscellaneous business services .....	68	(D)	(D)	(D)	EE
7381, 2	Detective agencies and protective services .....	12	1 834	890	218	84
7381	Detective, guard, and armored car services .....	11	(D)	(D)	(D)	BB
7382	Security systems services .....	1	(D)	(D)	(D)	AA
7383	News syndicates .....	1	(D)	(D)	(D)	AA
7384	Photofinishing laboratories* .....	17	4 677	1 020	217	60
7389	Business services, n.e.c. ....	38	(D)	(D)	(D)	CC
7389 pt.	Sign painting shops .....	2	(D)	(D)	(D)	AA
7389 pt.	Interior designing .....	2	(D)	(D)	(D)	AA
7389 pt.	Telephone answering services .....	3	(D)	(D)	(D)	AA
7389 pt.	Other business services .....	31	(D)	(D)	(D)	CC
<b>75</b>	<b>Automotive repair, services, and parking</b> .....	<b>170</b>	<b>55 318</b>	<b>13 499</b>	<b>3 129</b>	<b>621</b>
751	Automotive rental and leasing, without drivers .....	32	12 136	2 656	621	157
7513	Truck rental and leasing, without drivers .....	4	(D)	(D)	(D)	BB
7514, 5	Passenger car rental and leasing .....	27	9 089	1 991	412	127
7514	Passenger car rental .....	26	(D)	(D)	(D)	CC
7515	Passenger car leasing .....	1	(D)	(D)	(D)	AA
7519	Utility trailer and recreational vehicle rental .....	1	(D)	(D)	(D)	AA
752	Automobile parking .....	2	(D)	(D)	(D)	AA
753	Automotive repair shops .....	120	39 216	9 890	2 348	402
7532	Top, body, and upholstery repair shops and paint shops .....	31	11 494	3 364	934	132
7532 pt.	Top and body repair shops .....	30	(D)	(D)	(D)	CC
7532 pt.	Paint shops .....	1	(D)	(D)	(D)	AA
7538	General automotive repair shops .....	72	23 062	5 352	1 150	224
7538 pt.	General automotive repair shops, except diesel .....	62	20 145	4 493	977	192
7538 pt.	Diesel repair shops .....	10	2 917	859	173	32
7533, 4, 6, 7, 9	Other automotive repair shops .....	17	4 660	1 174	264	46
7533	Automotive exhaust system repair shops .....	3	1 103	286	82	14
7534	Tire retreading and repair shops .....	2	(D)	(D)	(D)	AA
7536	Automotive glass replacement shops .....	3	(D)	(D)	(D)	AA
7537	Automotive transmission repair shops .....	3	(D)	(D)	(D)	AA
7539	Automotive repair shops, n.e.c. ....	6	1 043	219	46	12
7539 pt.	Radiator repair .....	3	(D)	(D)	(D)	AA
7539 pt.	Brake, front end, and wheel alignment .....	1	(D)	(D)	(D)	AA
7539 pt.	Automotive electrical and fuel system services .....	1	(D)	(D)	(D)	AA
7539 pt.	Other automotive repair shops, n.e.c. ....	1	(D)	(D)	(D)	AA
754	Automotive services, except repair .....	16	(D)	(D)	(D)	BB
7542	Carwashes .....	7	(D)	(D)	(D)	BB
7549	Automotive services, except repair and carwashes .....	9	2 545	530	91	31



**Table 8a. Summary Statistics for Firms Subject to Federal Income Tax for the Area Outside Metropolitan Areas: 1992 — Con.**

[Includes only establishments with payroll. For meaning of abbreviations and symbols, see introductory text. For explanation of terms and comparability of 1987 and 1992 censuses, see appendix A. For definitions of CMSA's, MSA's, and PMSA's, see appendix D]

SIC code	Kind of business or operation	Establishments (number)	Receipts (\$1,000)	Annual payroll (\$1,000)	First-quarter payroll (\$1,000)	Paid employees for pay period including March 12 (number)
<b>76</b>	<b>Miscellaneous repair services</b>	<b>96</b>	<b>37 186</b>	<b>10 228</b>	<b>2 391</b>	<b>419</b>
762	Electrical repair shops	25	9 037	2 323	521	102
7622	Radio and television repair shops	5	555	205	49	9
7623, 9	Other electrical and electronic repair shops	20	8 482	2 118	472	93
7623	Refrigeration and air-conditioning service and repair shops	5	1 475	294	73	14
7629	Electrical and electronic repair shops, n.e.c.	15	7 007	1 824	399	79
763	Watch, clock, and jewelry repair	—	—	—	—	—
764	Reupholstery and furniture repair	5	751	189	42	16
769	Miscellaneous repair and related services	66	27 398	7 716	1 828	301
7692	Welding repair	11	7 721	1 790	417	76
7694	Armature rewinding shops	3	(D)	(D)	(D)	AA
7699	Repair shops and related services, n.e.c.	52	(D)	(D)	(D)	CC
<b>78, 79, 84</b>	<b>Amusement and recreation services, including motion pictures and museums</b>	<b>267</b>	<b>59 173</b>	<b>11 850</b>	<b>2 142</b>	<b>1 055</b>
781, 2	Motion picture production, distribution, and services	4	1 204	474	50	12
783	Motion picture theaters	10	(D)	(D)	(D)	CC
7832	Motion picture theaters, except drive-in	10	(D)	(D)	(D)	CC
7833	Drive-in motion picture theaters	—	—	—	—	—
784	Video tape rental	60	12 798	2 346	580	294
792	Theatrical producers (except motion picture), bands, orchestras, and entertainers	4	(D)	(D)	(D)	BB
7922	Theatrical producers (except motion picture) and miscellaneous theatrical services	2	(D)	(D)	(D)	BB
7929	Bands, orchestras, actors, and other entertainers and entertainment groups	2	(D)	(D)	(D)	AA
793	Bowling centers	9	(D)	(D)	(D)	BB
79 ex. 792, 3, 84	Commercial sports and other amusement and recreation services, including museums	180	33 566	6 749	1 013	495
794	Commercial sports	3	626	128	36	23
7941	Professional sports clubs, managers, promoters	3	626	128	36	23
7948	Racing, including track operation	—	—	—	—	—
79 ex. 792, 3, 4; 84	Other amusement and recreation services, including museums	177	32 940	6 621	977	472
791	Dance studios, schools, and halls	7	524	148	41	21
7991	Physical fitness facilities	14	4 187	1 346	308	158
7992	Public golf courses	4	729	369	29	4
7993	Coin-operated amusement devices	6	(D)	(D)	(D)	AA
7996	Amusement parks	—	—	—	—	—
7997	Membership sports and recreation clubs	4	(D)	(D)	(D)	AA
7999, 84	Amusement and recreation services, including museums, n.e.c.	142	24 032	4 355	523	269
7999 pt.	Concession operators of amusement devices and rides	3	(D)	(D)	(D)	AA
7999 pt.	Carnivals, circuses, and fairs	1	(D)	(D)	(D)	AA
7999 pt., 84	Other recreation and amusements, including museums	138	(D)	(D)	(D)	EE
<b>80</b>	<b>Health services</b>	<b>372</b>	<b>176 481</b>	<b>74 277</b>	<b>14 634</b>	<b>2 035</b>
801	Offices and clinics of doctors of medicine	142	101 421	47 241	8 984	1 032
8011 pt.	Offices of doctors of medicine	138	(D)	(D)	(D)	FF
8011 pt.	General medical clinics	4	(D)	(D)	(D)	BB
802	Offices and clinics of dentists	121	46 548	17 984	3 846	585
803	Offices and clinics of doctors of osteopathy	4	1 491	358	32	9
804	Offices and clinics of other health practitioners	85	22 057	6 229	1 376	304
8041	Offices and clinics of chiropractors	37	8 969	2 110	474	103
8042	Offices and clinics of optometrists	23	8 239	2 265	518	87
8043	Offices and clinics of podiatrists	1	(D)	(D)	(D)	AA
8049	Offices and clinics of health practitioners, n.e.c.	24	(D)	(D)	(D)	CC
805	Nursing and personal care facilities	—	—	—	—	—
8051	Skilled nursing care facilities	—	—	—	—	—
8052	Intermediate care facilities	—	—	—	—	—
8059	Nursing and personal care facilities, n.e.c.	—	—	—	—	—
806	Hospitals	—	—	—	—	—
8062	General medical and surgical hospitals	—	—	—	—	—
8063, 9	Specialty hospitals	—	—	—	—	—
807, 8, 9	Other health services	20	4 964	2 465	396	105
807	Medical and dental laboratories	7	2 592	1 302	186	19
8071	Medical laboratories	4	2 237	1 140	145	12
8072	Dental laboratories	3	355	162	41	7
808	Home health care services	5	(D)	(D)	(D)	BB
809	Miscellaneous health and allied services, n.e.c.	8	(D)	(D)	(D)	BB
8092	Kidney dialysis centers	—	—	—	—	—
8093	Specialty outpatient facilities, n.e.c.	6	(D)	(D)	(D)	BB
8099	Health and allied services, n.e.c.	2	(D)	(D)	(D)	AA
<b>81</b>	<b>Legal services</b>	<b>130</b>	<b>54 684</b>	<b>21 635</b>	<b>5 151</b>	<b>468</b>
<b>823, 4, 9</b>	<b>Selected educational services</b>	<b>7</b>	<b>1 336</b>	<b>261</b>	<b>98</b>	<b>28</b>
823	Libraries	—	—	—	—	—
824	Vocational schools	3	(D)	(D)	(D)	AA
829	Schools and educational services, n.e.c.	4	(D)	(D)	(D)	AA
<b>83</b>	<b>Social services</b>	<b>90</b>	<b>13 761</b>	<b>5 441</b>	<b>1 338</b>	<b>527</b>
835	Child day care services	59	6 357	2 755	698	340
832, 3, 6, 9	Other social services	31	7 404	2 686	640	187

**Table 8a. Summary Statistics for Firms Subject to Federal Income Tax for the Area Outside Metropolitan Areas: 1992 — Con.**

[Includes only establishments with payroll. For meaning of abbreviations and symbols, see introductory text. For explanation of terms and comparability of 1987 and 1992 censuses, see appendix A. For definitions of CMSA's, MSA's, and PMSA's, see appendix D]

SIC code	Kind of business or operation	Establishments (number)	Receipts (\$1,000)	Annual payroll (\$1,000)	First-quarter payroll (\$1,000)	Paid employees for pay period including March 12 (number)
<b>87 ex. 8733</b>	<b>Engineering, accounting, research, management, and related services (except noncommercial research organizations) -----</b>	<b>262</b>	<b>108 916</b>	<b>44 086</b>	<b>10 520</b>	<b>1 309</b>
871	Engineering, architectural, and surveying services -----	92	39 400	14 277	2 744	401
8711	Engineering services -----	44	25 321	9 607	1 879	241
8712	Architectural services -----	10	6 616	2 035	485	54
8713	Surveying services -----	38	7 463	2 635	380	106
872	Accounting, auditing, and bookkeeping services -----	85	19 350	8 693	2 168	307
<b>873 ex. 8733</b>	<b>Research, development, and testing services (except noncommercial research organizations) -----</b>	<b>17</b>	<b>8 262</b>	<b>3 901</b>	<b>865</b>	<b>114</b>
8731	Commercial physical and biological research -----	6	2 671	1 219	237	35
8732	Commercial economic, sociological, and educational research -----	5	1 521	688	164	32
8734	Testing laboratories -----	6	4 070	1 994	464	47
874	Management and public relations services -----	68	41 904	17 215	4 743	487
8741	Management services -----	23	7 149	3 341	702	124
8742	Management consulting services -----	17	3 750	1 461	337	45
8743	Public relations services -----	6	(D)	(D)	(D)	AA
8744	Facilities support management services -----	9	(D)	(D)	(D)	EE
8748	Business consulting services, n.e.c. -----	13	2 289	508	107	31
<b>89</b>	<b>Services, n.e.c. -----</b>	<b>6</b>	<b>1 360</b>	<b>311</b>	<b>84</b>	<b>25</b>

**Table 8b. Summary Statistics for Firms Exempt From Federal Income Tax for the Area Outside Metropolitan Areas: 1992**

[Includes only establishments with payroll. For meaning of abbreviations and symbols, see introductory text. For explanation of terms and comparability of 1987 and 1992 censuses, see appendix A. For definitions of CMSA's, MSA's, and PMSA's, see appendix D]

SIC code	Kind of business or operation	Establishments (number)	Revenue (\$1,000)	Annual payroll (\$1,000)	First-quarter payroll (\$1,000)	Paid employees for pay period including March 12 (number)
	<b>Total -----</b>	<b>580</b>	<b>561 069</b>	<b>243 922</b>	<b>56 800</b>	<b>9 799</b>
<b>7032, 704</b>	<b>Camps and membership lodging -----</b>	<b>3</b>	<b>(D)</b>	<b>(D)</b>	<b>(D)</b>	<b>BB</b>
<b>792, 7991 pt., 7997, 7999 pt., 84</b>	<b>Selected amusement, recreation, and related services -----</b>	<b>33</b>	<b>8 806</b>	<b>2 597</b>	<b>478</b>	<b>136</b>
<b>8011 pt.; 8021 pt.; 805, 6, 8, 9</b>	<b>Selected health services -----</b>	<b>59</b>	<b>380 249</b>	<b>178 545</b>	<b>41 377</b>	<b>5 556</b>
8011 pt., 8021 pt., 805	Clinics of doctors of medicine and dentists -----	10	(D)	(D)	(D)	CC
	Nursing and personal care facilities -----	7	(D)	(D)	(D)	EE
806	Hospitals -----	22	(D)	(D)	(D)	HH
8062	General medical and surgical hospitals -----	22	(D)	(D)	(D)	HH
8063, 9	Specialty hospitals -----	-	-	-	-	-
808, 9	Other health services -----	20	(D)	(D)	(D)	EE
<b>8111 pt.</b>	<b>Legal aid societies and similar legal services -----</b>	<b>10</b>	<b>(D)</b>	<b>(D)</b>	<b>(D)</b>	<b>BB</b>
<b>823, 4, 9</b>	<b>Selected educational services -----</b>	<b>18</b>	<b>8 681</b>	<b>2 399</b>	<b>339</b>	<b>109</b>
<b>83</b>	<b>Social services -----</b>	<b>205</b>	<b>90 715</b>	<b>41 725</b>	<b>9 846</b>	<b>2 441</b>
835	Child day care services -----	48	6 821	3 956	962	366
832, 3, 6, 9	Other social services -----	157	83 894	37 769	8 884	2 075
832	Individual and family social services -----	83	46 244	20 967	4 941	1 131
833	Job training and vocational rehabilitation services -----	17	14 173	7 271	1 667	460
836	Residential care -----	23	14 171	6 763	1 576	336
839	Social services, n.e.c. -----	34	9 306	2 768	700	148
<b>861, 2, 4, 9</b>	<b>Selected membership organizations -----</b>	<b>238</b>	<b>66 913</b>	<b>16 312</b>	<b>4 264</b>	<b>1 474</b>
861	Business associations -----	45	15 863	4 409	1 609	424
864	Civic, social, and fraternal associations -----	162	43 498	9 385	2 094	920
862, 9	Other membership organizations -----	31	7 552	2 518	561	130
<b>873, 4 ex. 8744</b>	<b>Research, testing, and consulting services, except facilities support management services -----</b>	<b>14</b>	<b>2 454</b>	<b>925</b>	<b>180</b>	<b>32</b>
873	Research, development, and testing services -----	7	(D)	(D)	(D)	AA
874 ex. 8744	Management and public relations services, except facilities support management services -----	7	(D)	(D)	(D)	BB

**Table 9. Places With 2,500 Inhabitants or More Ranked by Volume of Receipts of Firms Subject to Federal Income Tax: 1992**

[Includes only establishments with payroll. For meaning of abbreviations and symbols, see introductory text. For explanation of terms and comparability of 1987 and 1992 censuses, see appendix A. For information on geographic areas followed by ▲, see appendix F]

Geographic area	Receipts		Cumulative receipts		Geographic area	Receipts		Cumulative receipts	
	Rank <sup>1</sup>	Amount (\$1,000)	Amount (\$1,000)	Percent of State total		Rank <sup>1</sup>	Amount (\$1,000)	Amount (\$1,000)	Percent of State total
<b>Alaska</b> -----	<b>(X)</b>	<b>2 382 444</b>	<b>2 382 444</b>	<b>100.0</b>	<b>Alaska—Con.</b>				
Anchorage -----	1	1 620 065	1 620 065	68.0	Bethel -----	11	6 209	2 045 606	85.9
Fairbanks -----	2	163 457	1 783 522	74.9	Palmer -----	12	4 879	2 050 485	86.1
Juneau -----	3	112 749	1 896 271	79.6	Petersburg -----	13	4 315	2 054 800	86.2
Ketchikan -----	4	47 927	1 944 198	81.6	Barrow -----	14	2 965	2 057 765	86.4
Kodiak -----	5	23 864	1 968 062	82.6	Homer -----	15	2 749	2 060 514	86.5
Kenai -----	6	22 592	1 990 654	83.6	Seward -----	16	2 549	2 063 063	86.6
Sitka -----	7	15 740	2 006 394	84.2	Nome -----	17	1 401	2 064 464	86.7
Wasilla -----	8	12 420	2 018 814	84.7	Kotzebue -----	(X)	(D)	(X)	(X)
Soldotna -----	9	10 297	2 029 111	85.2	Unalaska -----	(X)	(D)	(X)	(X)
Valdez -----	10	10 286	2 039 397	85.6					

<sup>1</sup>Places with suppressed receipts (if applicable) are listed at end of table rather than by rank to avoid disclosing data for individual companies.

**Table 10. Boroughs and Census Areas Ranked by Volume of Receipts of Firms Subject to Federal Income Tax: 1992**

[Includes only establishments with payroll. For meaning of abbreviations and symbols, see introductory text. For explanation of terms and comparability of 1987 and 1992 censuses, see appendix A. For information on geographic areas followed by ▲, see appendix F]

Geographic area	Receipts		Cumulative receipts		Geographic area	Receipts		Cumulative receipts	
	Rank <sup>1</sup>	Amount (\$1,000)	Amount (\$1,000)	Percent of State total		Rank <sup>1</sup>	Amount (\$1,000)	Amount (\$1,000)	Percent of State total
<b>Alaska</b> -----	<b>(X)</b>	<b>2 382 444</b>	<b>2 382 444</b>	<b>100.0</b>	<b>Alaska—Con.</b>				
Anchorage -----	1	1 620 065	1 620 065	68.0	Wrangell-Petersburg -----	14	7 638	2 321 300	97.4
Fairbanks North Star -----	2	238 054	1 858 119	78.0	Southeast Fairbanks -----	15	7 570	2 328 870	97.8
Juneau -----	3	112 749	1 970 868	82.7	Dillingham -----	16	7 295	2 336 165	98.1
Kenai Peninsula -----	4	110 934	2 081 802	87.4	Denali ▲ -----	17	7 273	2 343 438	98.4
Matanuska-Susitna -----	5	66 255	2 148 057	90.2	Nome -----	18	6 830	2 350 268	98.6
Ketchikan Gateway -----	6	49 992	2 198 049	92.3	Bethel -----	19	6 764	2 357 032	98.9
Kodiak Island -----	7	25 015	2 223 064	93.3	Aleutians East ▲ -----	20	5 184	2 362 216	99.2
Valdez-Cordova -----	8	22 147	2 245 211	94.2	Bristol Bay -----	21	4 453	2 366 669	99.3
Sitka -----	9	15 740	2 260 951	94.9	Northwest Arctic -----	22	4 156	2 370 825	99.5
Yukon-Koyukuk -----	10	15 369	2 276 320	95.5	Haines -----	23	3 771	2 374 596	99.7
North Slope -----	11	14 144	2 290 464	96.1	Lake and Peninsula ▲ -----	(X)	(D)	(X)	(X)
Aleutians West ▲ -----	12	11 903	2 302 367	96.6	Prince of Wales-Outer Ketchikan -----	(X)	(D)	(X)	(X)
Skagway-Yakutat-Angoon -----	13	11 295	2 313 662	97.1	Wade Hampton -----	(X)	(D)	(X)	(X)

<sup>1</sup>Boroughs and census areas with suppressed receipts (if applicable) are listed at end of table rather than by rank to avoid disclosing data for individual companies.

# Appendix A.

## General Explanation

### CENSUS COVERAGE AND METHODOLOGY

**Structure and method of enumeration.** Firms in the 1992 Census of Service Industries were divided into the nonmail universe and mail universe. The coverage and the method of obtaining census information from each follow:

1. The nonmail universe consisted of firms which were not required to file a regular census return and included:

- a. All taxable nonemployers, i.e., all firms subject to Federal income tax with no paid employees during 1992. Receipts information for these firms was obtained from administrative records of other Federal agencies. Although consisting of many firms, nonemployers accounted for less than 10 percent of total receipts of all establishments covered in the census.

The census included only those service nonemployer firms which reported a receipts volume of \$1,000 or more during 1992. Establishments exempt from Federal income tax with no paid employees were excluded as in previous censuses.

Data for nonemployers are not included in this report but are provided in a subsequent Non-employer Statistics report (SC92-N-1).

- b. Selected small employers, i.e., single-establishment firms with payroll below a specified cutoff. (The term "employers" refers to firms with one or more paid employees at any time during 1992 as shown in the active administrative records of other Federal agencies.) Although the payroll cutoff varied by kind of business, small employers generally included firms with less than 10 employees and represented about 10 percent of total receipts of establishments covered in the census.

Data on receipts, payroll, and employment for employer firms below the payroll cutoff were derived or estimated from administrative records of other Federal agencies, except for a sample of small employer firms in classifications for which specialized data requirements precluded reliance solely on administrative records sources. This sample was included in the mail universe.

2. The mail universe consisted of firms for which information was obtained by means of a mail canvass and included:

- a. Large employers, i.e., all multiestablishment firms, and all employer firms above the payroll size cutoff referred to in section 1b. Within this category, a report of company organization was conducted periodically to identify establishment locations of firms which operated at more than one location and to obtain information on payroll and mid-March employment at each location. The 1991 Report of Company Organization was used as a coverage check in the census. In the 1992 census, all multi-establishment firms were asked to notify the Census Bureau of any establishments for which a form was not received. Report forms were subsequently provided to the firms for these establishments.
- b. A sample of small employer firms in classifications for which specialized data precluded reliance solely on administrative records sources. These firms were sent the census mailing packages containing the appropriate 1992 questionnaire.

**Method of classifying kinds of business.** The service industries classifications for all establishments were based on the *Standard Industrial Classification Manual: 1987*<sup>1</sup> (SIC). However, the method of assigning these classifications, and the level of detail at which establishments were classified, differed between the nonmail and mail universes as follows:

1. The nonmail universe

- a. Nonemployers were classified on the basis of information obtained from administrative records of other Federal agencies.
- b. Selected small employers were classified on the basis of the most current census kind-of-business classification available from one of the Census Bureau's current sample surveys or the 1987 census. Otherwise, the classification was obtained from administrative records of other Federal agencies.

If the census or administrative record classifications proved inadequate (none corresponded to a 1992 census classification in the detail required for

<sup>1</sup>*Standard Industrial Classification Manual: 1987.* For sale by Superintendent of Documents, U.S. Government Printing Office, Washington, DC 20402. Stock No. 041-001-00314-2.

employers), the firm was sent a brief inquiry requesting information necessary to assign a 1992 census kind-of-business code.

- Establishments in the mail universe were classified on the basis of their self-designation, answers to questions on receipts by type of service provided, and other special inquiries.

**Method of assigning tax status.** For kind-of-business classifications<sup>2</sup> where there were substantial numbers of taxable and tax-exempt establishments, establishments were classified based on the Federal income tax filing requirement for the establishment or organization. This classification was based primarily on the response to an inquiry on the census questionnaire. Establishments that indicated that all or part of their income was exempt from Federal income tax under provisions of section 501 of the IRS code were classified as tax-exempt; establishments indicating no such exemption were classified as taxable. All government-operated hospitals were classified as tax-exempt. For establishments in the nonmail universe, the tax status classification was based upon the type of tax return filed by the firm or organization.

For selected kind-of-business classifications<sup>3</sup> comprised primarily of tax-exempt establishments, all establishments in those classifications were defined as tax-exempt. All establishments in the remaining kind-of-business classifications (comprised primarily of taxable establishments) were defined as taxable.

## COMPARABILITY OF THE 1987 AND 1992 CENSUSES

The 1987 and 1992 censuses were conducted under similar conditions and procedures except for the following:

**Geographic areas.** The boundaries of a number of areas for which data are shown in the 1992 census are not the same as in the 1987 census because of annexations; other boundary changes; and redefinitions of metropolitan statistical areas (MSA's), primary metropolitan statistical areas (PMSA's), and consolidated metropolitan statistical areas (CMSA's).<sup>4</sup> In addition, data for consolidated cities are included in the 1992 census.

Data for special economic urban areas (SEUA's) with 10,000 inhabitants or more in Michigan, Minnesota, New York, and Wisconsin qualified for publication in the 1992 census. This included townships in Michigan and Minnesota and towns in New York and Wisconsin. However, Minnesota did not have any townships that met the population criteria.

<sup>2</sup>SIC's 7032, 792, 7991 pt., 7997, 7999 pt., 8011 pt., 8021 pt., 805, 806, 808, 809, 82, 83, 84 pt., 873 ex. 8733, 874 ex. 8744.

<sup>3</sup>SIC's 7041, 8111 pt., 84 pt., 86, 8733.

<sup>4</sup>Newly defined metropolitan areas (MA's) were announced by the Office of Management and Budget (OMB) effective June 30, 1993.

**Nonemployer firms.** In 1987, data for nonemployer firms were published for the United States, States, metropolitan areas, counties, and places in four regional reports in the Nonemployer Statistics Series (SC87-N-1 to -4).

For 1992, data for nonemployers by kind of business are presented in one *Nonemployer Statistics* report (SC92-N-1) for the United States, States, and metropolitan areas. Nonemployer data for counties and places are available on compact disc-read only memory (CD-ROM).

**Employment.** In 1987, employment data withheld to avoid disclosing data for individual companies were represented with the symbol "(D)." In 1992, withheld employment data are represented with symbols that denote employment size ranges. These symbols are defined in the introductory text.

**Sources of receipts/revenue.** In 1987, data on sources of receipts/revenue for selected industries were published with other industry-specific data in the *Miscellaneous Subjects* report (SC87-S-4) of the Subject Series. In 1992, sources of receipts/revenue data are presented separately in the *Sources of Receipts or Revenue* report (SC92-S-4) of the Subject Series.

**Legal form of organization.** In 1987, data on the number of individual proprietorships/partnerships were published in the Geographic Area Series. In 1992, individual proprietorship/partnership data are published in the *Establishment and Firm Size* report (SC87-S-1) and in the *Nonemployer Statistics* report (SC87-N-1).

## EXPLANATION OF TERMS

**Establishments.** An establishment is a single physical location at which business is conducted. It is not necessarily identical with a company or enterprise, which may consist of one establishment or more. Statistics for service industries represent a summary of reports for individual establishments rather than companies. For cases where a census report was received, separate information was obtained for each location where business was conducted. When administrative records of other Federal agencies were used instead of a census report, no information was available on the number of locations operated. Estimates of this number were derived from a sample and are provided in the service industries report, *Miscellaneous Subjects* (SC92-S-5). Each census report was tabulated according to the physical location at which the business was conducted. The count of establishments represents those in business at any time during 1992. Appendix G provides a comparison of the number of establishments active any time during the year versus the number in business at the end of the year.

When two activities or more were carried on at a single location under a single ownership, all activities generally were grouped together as a single establishment. The

entire establishment was classified on the basis of its major activity and all data for it were included in that classification. However, when distinct and separate economic activities (for which different industry classification codes were appropriate) were conducted at a single location under a single ownership, and when conditions prescribed by the SIC manual for recognizing the existence of more than one establishment were met, separate establishment reports for each of the different activities were obtained in the census.

Leased service departments (separately owned businesses operated as departments or concessions of other service establishments or of retail businesses, such as a separately owned shoeshine parlor in a barber shop, or a beauty shop in a department store) are treated as separate service establishments for census purposes. Leased retail departments located in service establishments (e.g., a gift shop located in a hotel) are considered separate retail establishments.

**Firms.** A firm is a business organization or entity consisting of one domestic establishment (location) or more under common ownership or control. All establishments of subsidiary firms are included as part of the controlling firm. For the economic census, the terms "firm" and "company" are synonymous.

**Receipts (Basic dollar volume measure for service establishments of firms subject to Federal income tax).** Includes receipts from customers or clients for services rendered, from the use of facilities, and from merchandise sold during 1992 whether or not payment was received in 1992, except for health practitioners and legal, architectural, engineering, and surveying services, which reported on a cash basis (payments received in 1992 regardless of when services were rendered). Excise taxes on gasoline, liquor, tobacco, etc., which are paid by the manufacturer or wholesaler and passed on in the cost of goods purchased by the service establishment, are also included. Receipts from leasing of vehicles, equipment, etc., marketed under operating leases are included in receipts figures as well as the fair sales value of merchandise marketed in 1992 under capital, finance, or "full payout" leases. Receipts also include the total value of service contracts, amounts received for work subcontracted to others, and dues and assessments from members and affiliates.

Receipts are net after deductions for refunds and allowances for merchandise returned by customers. Receipts do not include sales, occupancy, admissions, or other taxes collected from customers and remitted directly by the firm to a local, State, or Federal tax agency, nor do they include income from such sources as contributions, gifts, and grants; dividends, interest, and investments; or sale or rental of real estate. Also excluded are rents from and receipts (gross as well as the establishment's share) of departments and concessions which are operated by others; sales of used equipment rented or leased to

customers; commissions from vending machine operators; and other nonoperating income such as royalties, franchise fees, etc.

Receipts in this report do not include service receipts of manufacturers, wholesalers, retail establishments, or other businesses whose primary activity is other than service. They do, however, include receipts other than from services rendered (e.g., sale of merchandise to individuals or other businesses) by establishments primarily engaged in performing services and classified in the service industries.

**Revenue (Basic dollar volume measure for firms exempt from Federal income tax).** Includes revenue from customers or clients for services rendered and merchandise sold during 1992, whether or not payment was received in 1992. Also included are income from interest, dividends, gross contributions, gifts, grants (whether or not restricted for use in operations), rents, royalties, dues and assessments from members and affiliates, and receipts from fundraising activities. Receipts from taxable business activities of firms exempt from Federal income tax (Unrelated Business Income) are also included in revenue.

Revenue does not include sales, admissions, or other taxes collected by the organization from customers or clients and paid directly to a local, State, or Federal tax agency; income from the sale of real estate, investments, or other assets (except inventory held for resale); gross receipts of departments, concessions, etc., that are operated by others; and amounts transferred to operating funds from capital or reserve funds.

**Expenses.** Expenses include payroll, employee benefits, interest, rent, payroll taxes, cost of supplies used for operation, depreciation expenses, fundraising expenses, contracted or purchased services, and other expenses charged to operations during 1992.

Expenses in this report exclude outlays for the purchase of real estate; construction and all other capital improvements; funds invested; assessments or dues paid to the parent or other chapters of the same organization; and, for fundraising organizations, funds transferred to charities and other organizations.

**Annual payroll.** Payroll includes all forms of compensation, such as salaries, wages, commissions, bonuses, vacation allowances, sick-leave pay, employee contributions to qualified pension plans, and the value of payments in kind (e.g., free meals and lodgings) paid during the year to all employees. Tips and gratuities received by employees from patrons and reported to employers are included. For corporations, payroll includes amounts paid to officers and executives; for unincorporated businesses, it does not include profit or other compensation of proprietors or partners. Payroll is reported before deductions for social security, income tax, insurance, union dues, etc. This definition of payroll is the same as that used by the Internal Revenue Service (IRS) on form 941.

**First-quarter payroll.** This item consists of payroll, as defined above, paid to persons employed at any time during the quarter January to March 1992.

**Paid employees for pay period including March 12.** Paid employees consist of the full- and part-time employees, including salaried officers and executives of corporations, who were on the payroll during the pay period including March 12. Included are employees on paid sick leave, paid holidays, and paid vacations; not included are proprietors and partners of unincorporated businesses. The definition of paid employees is the same as that used on IRS form 941.

**Auxiliary establishments.** Each company included in this census was asked to identify and separately report auxiliary locations whose primary functions were to manage, administer, service, or support the activities of the other establishments of the company. Data presented in this report do not include auxiliary establishments. Data for auxiliaries are presented in a subsequent report issued as part of the *1992 Enterprise Statistics* reports.

## KIND-OF-BUSINESS CLASSIFICATIONS

Services, as defined in Division I of the 1987 Standard Industrial Classification (SIC) manual, includes establishments primarily engaged in rendering a wide variety of services to individuals, business and government establishments, and other organizations.

Establishments covered by the census were assigned kind-of-business classifications according to the industry classifications defined in the 1987 SIC manual. When a more detailed classification than defined in the SIC manual was needed, additional kinds of business were identified within an SIC industry.

The basis for a kind-of-business classification is described above in Method of Classifying Kinds of Business. Descriptions of those kinds of business for which data are provided in this report follow.

### Hotels, Rooming Houses, Camps, and Other Lodging Places (SIC Major Group 70)

This group includes establishments engaged in providing lodging, or lodging and meals, and camping facilities. Hotels which provide accommodations for permanent residents (e.g., apartment hotels) and residential mobile home parks are classified in Real Estate, Major Group 65.

**Hotels and motels (SIC 7011).** Commercial establishments, known to the public as hotels, motor hotels, motels, or tourist courts, primarily engaged in providing lodging, or lodging and meals.

For large geographic areas, data are presented for the following subdivisions of this classification:

1. Hotels, 25 guestrooms or more.
2. Hotels, less than 25 guestrooms.
3. Motels, tourist courts.
4. Motor hotels.

The classification of individual establishments into hotels, motor hotels, and motels and tourist courts was based primarily on the respondents' self-designation.

**Rooming and boarding houses (SIC 702).** Establishments renting rooms, with or without board, on a fee basis. Homes for the elderly, for children, and for the handicapped that provide additional services, other than nursing care, are classified in Industry 8361, and homes that provide nursing and/or health-related care are classified in Industry Group 805. Rooming and boarding houses operated by membership organizations for their members only are classified in Industry 7041.

**Sporting and recreational camps (SIC 7032).** Sporting and recreational camps providing lodging and meals, or lodging only. Included are children's camps, fishing camps, hunting camps, and dude ranches. Day camps and sports instructional camps, such as baseball, basketball, or football camps, are classified in Industry 7999.

**Recreational vehicle parks and campsites (SIC 7033).** Establishments providing overnight or short-term sites for recreational vehicles, trailers, campers, or tents. Residential trailer and mobile home parks are classified in Real Estate, Major Group 65.

**Organization hotels and lodging houses, on membership basis (SIC 704).** Lodging houses and hotels operated by membership organizations for the benefit of their members and guests, and not open to the general public. Hotels operated by such organizations but open to the public are classified in Industry 7011. Residential homes for the elderly and others in need of residential, social, and personal care are classified in Industry 8361.

### Personal Services (SIC Major Group 72)

This group includes establishments primarily engaged in providing services generally to individuals, such as barber and beauty shops, drycleaning plants, laundries, and photographic studios. For establishments classified in Industry Group 721, collecting and distributing units (branch outlets, pickup stations, terminals, or depots) owned and operated by a firm which does its own laundry work are not classified as separate establishments. Data for these units are merged with data for the plant where the work is done.

**Power laundries, family and commercial (SIC 7211).**

Establishments primarily engaged in operating mechanical laundries with steam or other power. Excluded are establishments which have power laundry equipment but which are primarily engaged in a specialty, such as industrial laundering, linen rental, or diaper service. These establishments are classified in other categories within Industry Group 721. Independently owned agencies for laundry plants are classified in Industry 7212. Laundries using small power equipment of household type are classified in Industry 7219.

**Garment pressing, and agents for laundries and dry-cleaners (SIC 7212).**

Establishments primarily engaged in providing laundry and drycleaning services but which have the laundry and/or drycleaning work done by others. Establishments in this industry may do their own pressing or finishing work. Independently owned collecting and distributing agencies serving drycleaning plants or power laundries are included in this classification.

**Linen supply (SIC 7213).**

Establishments primarily engaged in supplying, on a rental basis, such laundered items as uniforms, aprons, table covers, bed linens, and towels. Establishments included in this classification may or may not operate their own laundry facilities.

**Coin-operated laundries and drycleaning (SIC 7215).**

Establishments primarily engaged in the operation of coin-operated or similar self-service laundry and/or drycleaning equipment. Included are establishments known as laundromats, launderettes, self-service drycleaners, etc. Establishments which operate such machinery in apartment houses, dormitories, and similar locations are included. Establishments which rent such machinery (e.g., to apartment houses) are classified in Industry 7359.

For large geographic areas, data are presented for the following subdivisions of this classification:

1. Coin-operated laundries and drycleaning stores.
2. Coin-operated laundry routes.

**Drycleaning plants, except rug cleaning (SIC 7216).**

Establishments primarily engaged in drycleaning or dyeing apparel and household fabrics other than rugs. Establishments primarily engaged in cleaning rugs are classified in Industry 7217. Independently owned agencies for cleaning plants are classified in Industry 7212. Establishments known as "tailor shops" or "cleaners" are included in this classification only if they do their own cleaning. Establishments primarily engaged in dyeing fabrics for the trade are classified in Manufacturing, Major Group 22.

**Carpet and upholstery cleaning (SIC 7217).**

Establishments primarily engaged in cleaning carpets and upholstered furniture. Establishments primarily engaged in rug repair are classified in Industry 7699, those primarily

engaged in reupholstering and repairing furniture are classified in Industry 7641, and those primarily engaged in building cleaning are classified in Industry 7349.

**Industrial launderers (SIC 7218).**

Establishments primarily engaged in supplying laundered or drycleaned work uniforms, wiping towels, protective apparel (gloves, flame resistant clothing, etc.), dust control items (treated mats or rugs, mops, cloths, etc.), and similar items to industrial, commercial, and government users. These items may belong to the industrial launderers and be supplied to users on a rental basis, or they may belong to the customers. Establishments included in this industry may or may not operate their own laundry or drycleaning facilities.

**Laundry and garment services, n.e.c. (SIC 7219).**

Establishments primarily engaged in furnishing other laundry services, including repair, alteration, and storage of clothes for individuals; diaper service; and hand laundries. Custom tailors, dressmakers, and fur shops making fur apparel to custom order are classified in Retail Trade.

**Photographic studios, portrait (SIC 722).**

Establishments primarily engaged in still or video portrait photography for the general public. Included in this classification are school, home, and transient portrait photographers. Establishments primarily engaged in commercial photography are classified in Industry 7335; those primarily engaged in video tape production other than portrait are classified in Industry 7812; and those primarily engaged in film developing and/or print processing for the trade or for the general public are classified in Industry 7384.

**Beauty shops (SIC 723).**

Establishments primarily engaged in providing beauty services or both beauty and barber services. Beauty and cosmetology schools are also included. Beauty shop concessions (owned and operated by concessionaires) in hotels, department stores, etc., are classified in this industry and treated as separate establishments. However, beauty shops owned by and operated as part of other businesses (e.g., hotels, department stores) are considered part of the main establishment.

**Barber shops (SIC 724).**

Establishments primarily engaged in providing barber and men's hair styling services. Barber colleges are also included. Barber shop concessions (owned and operated by concessionaires) in hotels, department stores, etc., are classified in this industry and treated as separate establishments. However, barber shops owned by and operated as part of other businesses (e.g., hotels, department stores) are considered part of the main establishment.

**Shoe repair shops and shoeshine parlors (SIC 725).**

Establishments primarily engaged in repairing footwear or shining shoes. Also included are establishments engaged in cleaning and blocking hats. Shoe repair and shoeshine departments (owned and operated by concessionaires) in



hotels, department stores, etc., are classified in this industry and treated as separate establishments. However, shoe repair shops and shoeshine parlors owned and operated as part of other businesses (e.g., hotels, department stores) are considered part of the main establishment.

**Funeral service and crematories (SIC 726).** Establishments primarily engaged in preparing the dead for burial, conducting funerals, and cremating the dead. Receipts include sales of funeral merchandise, such as caskets and burial clothing, and other services provided directly by the establishments. Also included in the receipts are reimbursements for cash advances made to other establishments for funeral-related merchandise sales and services, such as flowers. Cemeteries, and crematories operated in conjunction with cemeteries, are classified in Real Estate, Industry 6553; crematories and burial services for pets are classified in Agriculture, Industry 0752.

**Tax return preparation services (SIC 7291).** Establishments primarily engaged in providing tax return preparation services without also providing accounting, auditing, or bookkeeping services. Establishments providing tax return preparation services which also provide accounting, auditing, or bookkeeping services are classified in Industry 8721. Tax return preparation services (owned and operated by concessionaires) in department stores, etc., are classified in this industry and treated as separate establishments. However, tax return preparation services owned and operated as part of other businesses are considered part of the main establishment.

**Miscellaneous personal services, n.e.c. (SIC 7299).** Establishments primarily engaged in providing personal services, not elsewhere classified, such as saunas; steam and Turkish baths; costume and formal wear rental; operation of coin-operated personal service machines, such as weighing machines, public lockers (except cold storage), pay toilets, etc.; checkroom concessions; dating service; diet or weight reducing workshops; and tanning salons. Establishments operating coin-operated amusement machines, such as pinball machines and juke boxes, are classified in Industry 7993. The operation of physical fitness facilities, including health fitness spas and reducing salons, is classified in Major Group 70 if lodging is also provided and in Industry 7991 if lodging is not provided.

For large geographic areas, data are presented for the following subdivisions of this classification:

1. Massage parlors, tanning salons, and saunas.
2. Diet and weight reducing services.
3. Formal wear rental.
4. Other personal services, n.e.c.

### **Business Services (SIC Major Group 73)**

This group includes establishments primarily engaged in providing services, not elsewhere classified, to business establishments on a contract or fee basis.

**Advertising agencies (SIC 7311).** Establishments primarily engaged in preparing advertising (writing copy, artwork, graphics, and other creative work) and placing such advertising in periodicals, newspapers, radio, television, or other advertising media for clients on a contract or fee basis. Establishments which place advertising with media but perform no creative services (media buying services) are classified in Industry 7319. Establishments which write advertising copy but do not place the advertising with media are classified in Industry 8999. Establishments which provide commercial art, graphics, or other creative advertising services but do not place the advertising with media are classified in Industry Group 733. Establishments which solicit advertising for nonaffiliated radio, television, newspapers, or magazines are classified in Industry 7313.

**Outdoor advertising services (SIC 7312).** Establishments primarily engaged in the preparation of poster displays and painted and electric displays on billboards, panels, bulletins, and frames, principally outdoors. Such establishments may (as incidental services) construct, repair, and maintain display boards and may post advertisements. Sign painting shops are classified in Industry 7389. Shops which make neon signs to order are classified in Manufacturing. Establishments primarily engaged in erecting signs are classified in Construction.

**Radio, television, and publishers' advertising representatives (SIC 7313).** Establishments primarily engaged in soliciting advertising on a contract or fee basis for (nonaffiliated) newspapers, magazines, and other publications, or for radio and television stations. Advertising sales offices operated by the media are classified as auxiliaries.

For large geographic areas, data are presented for the following subdivisions of this classification:

1. Radio and television advertising representatives.
2. Publishers' advertising representatives.

**Advertising, n.e.c. (SIC 7319).** Establishments primarily engaged in furnishing advertising services, not elsewhere classified, such as handbill distribution, distribution of samples, and transit advertising. Establishments which provide commercial art, graphics, or other creative advertising services but do not place the advertising with the media, are classified in Industry Group 733. Establishments primarily engaged in direct mail advertising, compiling and selling mailing lists, and related services are classified in Industry 7331.

**Adjustment and collection services (SIC 7322).** Establishments primarily engaged in the collection or adjustment of claims other than insurance. Establishments providing insurance adjustment services are classified in Insurance, Major Group 64. Establishments providing debt counseling or adjustment services for individuals are classified in Industry 7299. Centralized charge services are classified in Finance, Major Group 61.

**Credit reporting services (SIC 7323).** Establishments primarily engaged in providing mercantile and consumer credit reporting services. Establishments primarily engaged in conducting personal investigations (background) and preparing reports for insurance companies and other business firms are classified in Industry 7389.

**Direct mail advertising services (SIC 7331).** Establishments primarily engaged in furnishing direct mail advertising services, such as creating, producing, and mailing direct mail advertising. This industry also includes establishments primarily engaged in compiling and selling mailing lists. Establishments primarily engaged in reproducing direct mail copy to order but also providing other direct mail advertising services are classified in Manufacturing if they print the copy, and in Industry 7334 if they duplicate the copy by photocopying or similar reproduction methods.

For large geographic areas, data are presented for the following subdivisions of this classification:

1. Mailing list compilers, brokers, and managers.
2. Direct mail advertising services, except mailing list services.

**Photocopying and duplicating services (SIC 7334).** Establishments primarily engaged in reproducing text, drawings, plans, maps, or other copy by blueprinting, photocopying, mimeographing, or other methods of duplication other than printing or microfilming. Printing, including "quick printing," is classified in Manufacturing, and microfilming is classified in Industry 7389.

For large geographic areas, data are presented for the following subdivisions of this classification:

1. Blueprinting and photocopying services.
2. Duplicating services, except printing and photocopying.

**Commercial photography (SIC 7335).** Establishments engaged in providing commercial photography services for advertising agencies, publishers, and other business and industrial users. Establishments engaged in still and video portrait photography are classified in Industry 7221, and those primarily engaged in mapmaking are classified in Industry 7389. Establishments primarily engaged in medical photography are classified in Industry 8099. Establishments primarily engaged in producing commercial video tape or films are classified in Industry 7812.

**Commercial art and graphic design (SIC 7336).** Establishments primarily engaged in providing commercial art or graphic design services for advertising agencies, publishers, and other business and industrial users. Producers of still and slide films are classified here. Establishments primarily engaged in art, except commercial and medical art, are classified in Industry 8999; those engaged in medical art are classified in Industry 8099; and those providing drafting services are classified in Industry 7389.

For large geographic areas, data are presented for the following subdivisions of this classification:

1. Commercial art.
2. Graphic arts and related design.

**Secretarial and court reporting services (SIC 7338).** Establishments primarily engaged in furnishing secretarial, typing, word processing, resume writing, and court reporting services.

**Disinfecting and pest control services (SIC 7342).** Establishments primarily engaged in providing disinfection and termite, insect, rodent, and other pest control generally in dwellings or other buildings. Establishments primarily engaged in pest control for lawns or agricultural production are classified in Agriculture.

**Building cleaning and maintenance services, n.e.c. (SIC 7349).** Establishments primarily engaged in furnishing building cleaning and maintenance services, not elsewhere classified, such as window cleaning, janitorial services, floor waxing, and office cleaning. General contractors and special trade contractors primarily engaged in building repair work, cleaning building exteriors by sand or steam blasting, or cleaning up after construction are classified in Construction.

**Medical equipment rental and leasing (SIC 7352).** Establishments primarily engaged in renting or leasing (except finance leasing) medical equipment. These establishments may also sell medical supplies, but establishments primarily engaged in selling medical supplies are classified in Wholesale or Retail Trade. Establishments primarily engaged in finance leasing are classified in Finance, Industry 6159.

**Heavy construction equipment rental and leasing (SIC 7353).** Establishments primarily engaged in renting or leasing (except finance leasing) heavy construction equipment, with or without operators. Establishments primarily engaged in finance leasing are classified in Finance, Industry 6159.

For large geographic areas, data are presented for the following subdivisions of this classification:

1. Rental and leasing of heavy construction equipment without operators.
2. Rental and leasing of heavy construction equipment with operators.

**Equipment rental and leasing, n.e.c. (SIC 7359).** Establishments primarily engaged in renting or leasing (except finance leasing) equipment, not elsewhere classified, such as tools, furniture, industrial equipment (except heavy construction), televisions, appliances, party supplies, etc. Establishments primarily engaged in finance leasing are classified in Finance, Industry 6159.

Establishments renting or leasing automobiles and trucks without drivers are classified in Industry Group 751; those renting with drivers, in Transportation. Establishments renting (or leasing) medical equipment are classified in Industry 7352; video tapes and cassettes, in Industry 7841; amusement and recreation items, such as bicycles, beach chairs, etc., in Industry 7999; personal items, such as formal wear, lockers (other than refrigerated), and pillows, in Industry 7299; commercial boats, in Water Transportation, Major Group 44. Direct leasing of machinery or equipment by the manufacturer is classified in Manufacturing or Wholesale Trade. Establishments primarily leasing computer time, including time-sharing services, are classified in Industry 7374; and those renting or leasing computers or data processing equipment, in Industry 7377.

For large geographic areas, data are presented for the following subdivisions of this classification:

1. Equipment rental, except rent-to-own.
2. Equipment leasing, except finance leasing.
3. Rent-to-own.

**Employment agencies (SIC 7361).** Establishments primarily engaged in providing placement and employment services for employers or those seeking employment. Modeling agencies and nurses' registries are included. Theatrical employment agencies are classified in Industry 7922; motion picture casting bureaus, in Industry 7819; and establishments engaged in furnishing help to other businesses, in Industry 7363.

**Help supply services (SIC 7363).** Establishments primarily engaged in supplying temporary or continuing help (except agricultural) to other businesses on a contract or fee basis. The help supplied is on the payroll of the supplying establishment but is under the direct or general supervision of the business to whom the help is furnished. Establishments primarily engaged in providing placement and employment services are classified in Industry 7361. Establishments which provide both management and staff to operate a business are classified according to the type of activity of the business. Establishments primarily engaged in furnishing personnel to perform a range of services in support of the operation of other establishments are classified in Industry 8744. Farm labor supply is classified in Agriculture, Industry 0761.

For large geographic areas, data are presented for the following subdivisions of this classification:

1. Temporary help supply.
2. Employee leasing.
3. Other help supply services.

**Computer programming services (SIC 7371).** Establishments primarily engaged in providing custom computer programming services on a contract or fee basis. These

establishments often perform a variety of additional services, such as computer software design and analysis, modification of existing software, and training in the use of custom software. Establishments primarily engaged in the development and marketing of prepackaged software are classified in Industry 7372. Computer processing services are classified in Industry 7374.

**Prepackaged software (SIC 7372).** Establishments primarily engaged in designing and developing prepackaged software, including operating, utility, and applications programs. These establishments may also prepare software documentation for the user, install software for the user, and train the user in the use of the software. Establishments primarily engaged in buying and selling prepackaged software are classified in Wholesale or Retail Trade. Custom computer software services, including computer code authors, are classified in Industry 7371.

**Computer integrated systems (SIC 7373).** Establishments primarily engaged in developing or modifying computer software and packaging or bundling the software with hardware (computers and peripheral equipment) to create an integrated system for specific application. These establishments are involved in all phases of systems development, from design through installation. Establishments primarily engaged in buying and selling computer software and/or hardware are classified in Wholesale or Retail Trade, and establishments primarily engaged in manufacturing computers and/or peripheral equipment are classified in Manufacturing.

**Computer processing and data preparation and processing services (SIC 7374).** Establishments primarily engaged in providing computer processing and data preparation services. Service may consist of complete processing and preparation of reports from data supplied by the customer, or it may be specialized, such as data entry or making data processing equipment available on an hourly or time-sharing basis.

**Information retrieval services (SIC 7375).** Establishments primarily engaged in providing on-line information retrieval services on a contract or fee basis. The information generally involves a range of subjects and is taken from other primary sources. Establishments which collect and originate the data are classified in the industry associated with that activity.

**Computer facilities management services (SIC 7376).** Establishments primarily engaged in providing on-site management and operation of computer and data processing facilities on a contract or fee basis. Establishments primarily engaged in providing computer and data processing at their own facilities are classified in Industry 7374.

**Computer rental and leasing (SIC 7377).** Establishments primarily engaged in renting or leasing (except finance) computers and related data processing equipment on the

customers' site, whether or not also providing maintenance or support services. Establishments primarily engaged in both manufacturing and leasing computers and related data processing equipment are classified in Division D, Manufacturing, and separate establishments owned by the manufacturer and primarily engaged in leasing are classified in Wholesale Trade. Establishments primarily engaged in finance leasing of computers and related data processing equipment are classified in Finance, Industry 6159, and those primarily engaged in leasing computer time are classified in Industry 7374.

**Computer maintenance and repair (SIC 7378).** Establishments primarily engaged in the maintenance and repair of computers and computer peripheral equipment.

**Computer related services, n.e.c. (SIC 7379).** Establishments primarily engaged in providing computer related services, not elsewhere classified, such as computer consulting, disk and diskette conversion, and tape recertification.

For large geographic areas, data are presented for the following subdivisions of this classification:

1. Computer consultants.
2. Miscellaneous computer services, n.e.c.

**Detective, guard, and armored car services (SIC 7381).** Establishments primarily engaged in providing detective, guard, and armored car services. Fingerprint service, polygraph service, and rental of dogs for protective service are included in this classification.

For large geographic areas, data are presented for the following subdivisions of this classification:

1. Detective agencies and guard services.
2. Armored car services.

**Security systems services (SIC 7382).** Establishments primarily engaged in monitoring and maintaining security systems devices, such as burglar and fire alarms. These establishments may also sell, lease, and/or install the security systems which they monitor and maintain. Establishments primarily engaged in the sales and installation, or installation only, of such devices are classified in Construction, Industry 1731.

**News syndicates (SIC 7383).** Establishments primarily engaged in providing news, pictures, features, and news reporting services to newspapers and periodicals. Separate establishments of newspaper and periodical publishers which are engaged in gathering news are classified as auxiliaries.

**Photofinishing laboratories (SIC 7384).** Establishments primarily engaged in developing film and photographic prints and enlargements. Data for retail outlets (kiosks),

which are owned and operated by photofinishing laboratories for the pickup and delivery of film, are merged with data for the laboratory which owns them and are not treated as separate establishments. Establishments primarily engaged in processing motion picture and video film for the motion picture and television industries are classified in Industry 7819.

For large geographic areas, data are presented for the following subdivisions of this classification:

1. Photofinishing laboratories, except "one-hour" (mini) labs.
2. "One-hour" (mini) photofinishing.

**Business services, n.e.c. (SIC 7389).** Establishments primarily engaged in furnishing business services, not elsewhere classified, such as auctioneers' establishments (service only), business brokers, drafting service, independent lecture bureaus, inspection service, printing brokers, notaries public, and shop window decoration or trimming, on a commission or fee basis.

For large geographic areas, data are presented for the following subdivisions of this classification:

1. Sign painting shops. Establishments primarily engaged in making signs to individual order or in doing office door and window lettering. Establishments primarily engaged in making signs other than on a custom basis and neon sign manufacturers are classified in Manufacturing.
2. Interior designing. Establishments primarily engaged in advising clients on the selection of furniture, draperies, rugs, and other interior decorations on a commission or fee basis. Establishments providing interior designing service but primarily engaged in the sale of merchandise, are not included. Painting and papering contractors who frequently call themselves "interior decorators" are classified in Construction.
3. Telephone answering services. Establishments primarily engaged in transmitting telephone messages to their clients. Paging services are classified in Communications.
4. Water softening and conditioning services. Establishments primarily engaged in softening water by chemical treatment or other methods.
5. Packaging and labeling services. Establishments primarily engaged in packaging and labeling products, on a contract or fee basis, in packages or other containers normally intended for retail distribution. Companies primarily engaged in packing, crating, and otherwise preparing goods for shipping are classified in Transportation.
6. Trading stamp services. Establishments primarily engaged in selling trading stamps or merchandise coupons to merchants. The redemption stores of trading stamp companies are classified as auxiliary to this industry.

7. Convention and trade show services. Establishments primarily engaged in providing a variety of services to conventions and trade shows on a contract or fee basis, including decoration services, registration services, promotion, and other administrative functions.
8. Private mail centers. Establishments primarily engaged in providing mailbox rental and other postal and mailing (except advertising) services. In addition, establishments may provide typing, photocopying, and FAX services, and may sell office supplies.
9. Miscellaneous business services, n.e.c. Establishments primarily engaged in furnishing business services, not elsewhere classified.

### **Automotive Repair, Services, and Parking (SIC Major Group 75)**

This group includes establishments primarily engaged in furnishing automotive repair, rental, leasing, parking, and other services. Similar facilities owned and operated by concerns for their own use and not available to the general public are treated as auxiliary establishments of those concerns and are not included here. Automotive repair shops operated by establishments engaged in the sale of new automobiles are classified in Retail Trade, as are those operated by gasoline service stations (where sales of merchandise (including fuel) exceed repair receipts). Automobile driving instruction is classified in Industry 8299.

#### **Truck rental and leasing, without drivers (SIC 7513).**

Establishments primarily engaged in short-term rental or extended-term leasing (with or without maintenance) of trucks, truck tractors, or semitrailers without drivers. Establishments primarily engaged in renting or leasing, except finance leasing, of industrial trucks are classified in Industry 7359; those renting or leasing trucks with drivers are classified in Transportation, Industry Group 421; and those renting or leasing heavy construction and earth moving equipment are classified in Industry 7353. Establishments primarily engaged in finance leasing are classified in Finance, Major Group 61.

For large geographic areas, data are presented for the following subdivisions of this classification:

1. Truck rental, without drivers.
2. Truck leasing, except finance leasing.

**Passenger car rental (SIC 7514).** Establishments primarily engaged in short-term rental of passenger cars without drivers. Data for separate automotive rental offices or concessions (e.g., airport locations) in the same metropolitan area, for which a common fleet of cars is maintained, are merged and not considered as separate establishments. Establishments primarily engaged in renting automobiles with drivers are classified in Transportation, Industry 4119.

**Passenger car leasing (SIC 7515).** Establishments primarily engaged in extended-term leasing of passenger cars without drivers. These establishments may or may not provide maintenance of vehicles as part of the lease contract. Establishments primarily engaged in renting automobiles with drivers are classified in Transportation, Industry 4119. Establishments primarily engaged in finance leasing are classified in Finance, Major Group 61.

#### **Utility trailer and recreational vehicle rental (SIC 7519).**

Establishments primarily engaged in daily or extended-term rental of utility trailers and recreational vehicles. Establishments primarily engaged in renting motorcycles, bicycles, golf carts, gocarts, or recreational boats are classified in Industry 7999, and those engaged in renting airplanes are classified in Industry 7359. Establishments primarily engaged in the rental of mobile homes on site are classified in Real Estate, Industry 6515.

#### **Automobile parking (SIC 7521).**

Establishments primarily engaged in the temporary parking of automobiles usually on an hourly, daily, or monthly contract or fee basis. Excluded are municipal parking lots and lots operated by establishments or institutions primarily engaged in other activities (e.g., department stores, hospitals, restaurants). Valet parking is classified in Industry 7299. Establishments primarily engaged in extended or dead storage of automobiles are classified in Transportation, Industry 4226.

For large geographic areas, data are presented for the following subdivisions of this classification:

1. Parking lots.
2. Parking structures.

#### **Top, body, and upholstery repair shops and paint shops (SIC 7532).**

Establishments primarily engaged in the repair of automotive tops, bodies, and interiors, or automotive painting and refinishing. Also included in the industry are establishments primarily engaged in customizing automobiles, trucks, and vans, except on a factory basis. Those engaged in customizing automobiles, trucks, and vans on a factory basis are classified in Manufacturing, Industry Group 371.

For large geographic areas, data are presented for the following subdivisions of this classification:

1. Top and body repair shops.
2. Paint shops.

#### **Automotive exhaust system repair shops (SIC 7533).**

Establishments primarily engaged in the installation, repair, or sale and installation of automotive exhaust systems. The sale of mufflers, tailpipes, and catalytic converters is considered to be incidental to the installation of these products.

#### **Tire retreading and repair shops (SIC 7534).**

Establishments primarily engaged in repairing and retreading automotive tires. Establishments classified here may either retread customers' tires or retread tires for sale or exchange to the user or the trade.

**Automotive glass replacement shops (SIC 7536).** Establishments primarily engaged in the installation, repair, or sale and installation of automotive glass. The sale of the glass is considered incidental to the replacement.

**Automotive transmission repair shops (SIC 7537).** Establishments primarily engaged in the installation, repair, or sale and installation of automotive transmissions. The sale of transmissions and related parts is considered incidental to transmission installation or repair.

**General automotive repair shops (SIC 7538).** Establishments primarily engaged in general automotive repair, such as engine repair shops (except industrial truck engines), general repair and service garages, and diesel engine repair shops. Establishments primarily engaged in specialized repair of individual engine components, not elsewhere classified, are classified in Industry 7539. Establishments primarily engaged in repair of motorcycles are classified in Industry 7699.

For large geographic areas, data are presented for the following subdivisions of this classification:

1. General automotive repair shops, except diesel.
2. Diesel repair shops.

**Automotive repair shops, n.e.c. (SIC 7539).** Establishments primarily engaged in specialized automotive repair, not elsewhere classified, such as fuel service (carburetor repair), brake relining, front-end and wheel alignment, and radiator repair. Establishments primarily engaged in automotive welding are classified in Industry 7692.

For large geographic areas, data are presented for the following subdivisions of this classification:

1. Radiator repair.
2. Brake, front end, and wheel alignment.
3. Carburetor repair shops.
4. Automotive electrical repair shops.
5. Other automotive repair shops, n.e.c. Establishments primarily engaged in specialized automotive repairs, not elsewhere classified, such as frame repair, piston ring service and repair, speedometer repair, and heater and air-conditioning repair.

**Carwashes (SIC 7542).** Establishments primarily engaged in washing, waxing, and polishing motor vehicles or furnishing facilities for the self-service washing of motor vehicles.

**Automotive services, except repair and carwashes (SIC 7549).** Establishments primarily engaged in furnishing automotive services, except repair and carwashes, such as lubricating service, towing service, diagnostic service, undercoating service, and inspection service.

For large geographic areas, data are presented for the following subdivisions of this classification:

1. Lubrication shops.
2. Towing services.
3. Other automotive services, n.e.c.

### **Miscellaneous Repair Services (SIC Major Group 76)**

This group includes establishments primarily engaged in miscellaneous repair services, not elsewhere classified. Repair departments of retail dealers or manufacturers are not included unless operated as separate establishments and reported as such. This group does not include some repair services of which the more important are: repair to structures (classified in Construction); garment and shoe repair (classified in Major Group 72); automotive repair services (classified in Major Group 75); electronic computer and computer peripheral equipment repair services (classified in Industry 7378); ship and boat repair (classified in Manufacturing); and railroad repair (classified in Manufacturing).

**Radio and television repair shops (SIC 7622).** Establishments primarily engaged in repairing radios, televisions, phonographs, stereo equipment, and tape recorders. Also included are establishments engaged in installing and repairing television, amateur, and citizens' band antennas, and those engaged in installing and servicing similar equipment in homes, offices, boats, automobiles, or other vehicles. Establishments primarily engaged in installation, repair, or maintenance of radio and television broadcast transmitting antennas and towers are classified in Construction. Repair departments of radio and television dealers are not included here unless operated and reported as separate establishments.

**Refrigeration and air-conditioning service and repair shops (SIC 7623).** Establishments primarily engaged in servicing and repairing household and commercial electrical refrigerators and air-conditioning and refrigeration equipment. Establishments primarily engaged in servicing and repairing gas refrigeration equipment are classified in Industry 7699, and those repairing automotive air-conditioning equipment are classified in Industry 7539. Establishments primarily engaged in installing refrigeration and air-conditioning systems are classified in Construction.

**Electrical and electronic repair shops, n.e.c. (SIC 7629).** Establishments primarily engaged in servicing and repairing electrical and electronic equipment, not elsewhere classified, such as electrical household appliances (washing machines, vacuum cleaners, irons, toasters, etc.) and electrical and electronic industrial equipment. Electrical contractors and electrical shops engaged primarily in house wiring are included in Construction, Industry 1731. The repair of electric motors is classified in Industry 7694. Repair of electronic computers and computer peripheral equipment is classified in Industry 7378.

**Watch, clock, and jewelry repair (SIC 763).** Establishments primarily engaged in the repair of watches, clocks, or jewelry. Establishments primarily engaged in assembling watches from purchased parts are classified in Manufacturing, Industry 3873.

**Reupholstery and furniture repair (SIC 764).** Establishments primarily engaged in furniture reupholstery and repair. Establishments primarily engaged in selling upholstery materials, making slipcovers and draperies to order, or in upholstering new frames to individual order are classified in Retail Trade, as are establishments making furniture and cabinets on a custom basis.

**Welding repair (SIC 7692).** Establishments primarily engaged in repair work by welding, including automotive welding. Welding in connection with the manufacture of a product is classified in Manufacturing. Welding contractors doing welding work at construction sites are classified in Construction, Industry 1799.

**Armature rewinding shops (SIC 7694).** Establishments primarily engaged in rewinding armatures and rebuilding or repairing electric motors. Establishments classified here may either repair customers' equipment or repair their own equipment for sale or exchange to users or to the trade. Establishments primarily engaged in the repair of electrical appliances are classified in Industry 7629.

**Repair shops and related services, n.e.c. (SIC 7699).** Establishments primarily engaged in specialized repair services, not elsewhere classified, such as farm machinery and equipment repair; lawnmower, saw, knife, and tool sharpening and repair; bicycle repair; lock and gun repair; musical instrument repair; and the repair of typewriters. Repair services which involve primarily electrical or electronic equipment or components are classified in Industry 7629; however, primarily mechanical repair of electrically powered equipment, such as electric sewing machine repair, is included here.

For large geographic areas, data are presented for the following subdivisions of this classification:

1. Farm machinery and equipment repair.
2. Lawnmower and other small gasoline engine repair. Establishments primarily engaged in saw, knife, and tool sharpening are also included here.
3. Sewer and septic tank cleaning services. Establishments primarily engaged in cleaning or repairing sewers and septic tanks. Establishments which install septic tanks are classified in Construction.
4. Other repair and related services, n.e.c. Establishments primarily engaged in specialized repair services, not elsewhere classified, such as aircraft flight instrument repair (except electrical), blacksmith shops, bicycle repair, boiler repair, photographic equipment repair,

dental instrument repair, furnace and chimney cleaning, gunsmith shops, key duplicating shops, motorcycle repair, musical instrument tuning and repair, taxidermists, typewriter repair, umbrella repair, and venetian blind repair.

### **Motion Pictures (SIC Major Group 78)**

This group includes establishments producing and distributing motion pictures, exhibiting motion pictures in commercially operated theaters, and furnishing services to the motion picture industry. The term "motion pictures" includes similar productions for television or other media using film, tape, or other means.

**Motion picture and video tape production (SIC 7812).** Establishments primarily engaged in the production of theatrical and nontheatrical motion pictures and video tapes for exhibition or sale. Establishments engaged in both production and distribution of motion pictures are included here, as well as those engaged in the production of educational, industrial, and religious films. Establishments primarily engaged in motion picture and video tape reproduction are classified in Industry 7819.

For large geographic areas, data are presented for the following subdivisions of this classification:

1. Motion picture production, except for television.
2. Motion picture and tape production for television.

**Services allied to motion picture production (SIC 7819).** Establishments primarily engaged in performing auxiliary services to motion picture production, such as motion picture film processing, editing, and titling. Also included are casting bureaus, wardrobe and studio property rental, rental and repair of cameras and other motion picture equipment, stock footage film libraries, and television tape services (editing, transfers, etc.).

**Motion picture and video tape distribution (SIC 7822).** Establishments primarily engaged in the distribution (rental or sale) of theatrical and nontheatrical motion picture films or in the distribution of video tapes and disks, except to the general public. Establishments engaged in both distribution and production are classified in Industry 7812. Establishments primarily engaged in renting video tapes and disks to the general public are classified in Industry 7841, and those engaged in the sale of video tape and disks to individuals for personal or household use are classified in Retail Trade, Industry 5735.

For large geographic areas, data are presented for the following subdivisions of this classification:

1. Motion picture film exchanges.
2. Film and tape distribution for television.
3. Video tape wholesalers.

**Services allied to motion picture distribution (SIC 7829).** Establishments primarily engaged in performing auxiliary services to motion picture distribution, such as film delivery service, film purchasing and booking agencies, and film libraries.

**Motion picture theaters, except drive-in (SIC 7832).** Commercially operated theaters primarily engaged in the indoor exhibition of motion pictures.

**Drive-in motion picture theaters (SIC 7833).** Commercially operated theaters, commonly known as drive-in theaters, primarily engaged in the outdoor exhibition of motion pictures.

**Video tape rental (SIC 7841).** Establishments primarily engaged in renting recorded video tapes and disks to the general public for personal or household use. Establishments primarily engaged in renting video recorders and players are classified in Industry 7359. Establishments primarily engaged in selling recorded video tapes and disks to the general public are classified in Retail Trade, Industry 5735, and those engaged in the wholesale distribution of recorded video tapes and disks are classified in Industry 7822.

### **Amusement and Recreation Services, Except Motion Pictures (SIC Major Group 79)**

This group includes establishments primarily engaged in providing amusement, recreation, or entertainment services, not elsewhere classified. Gambling businesses, where legal, are also included in this Major Group; however, combined gambling and lodging facilities with 25 guestrooms or more are classified in Industry 7011. Establishments primarily engaged in operating museums, art galleries, arboreta, and botanical and zoological gardens are classified in Major Group 84.

**Dance studios, schools, and halls (SIC 791).** Establishments primarily engaged in operating public dance halls or ballrooms, dance studios, and dance schools. Establishments primarily engaged in renting facilities used as dance halls or ballrooms are classified in Real Estate, Industry 6512.

**Theatrical producers (except motion picture) and miscellaneous theatrical services (SIC 7922).** Establishments primarily engaged in providing live theatrical presentations, such as road companies and summer theaters. This industry also includes services allied with theatrical presentations, such as casting agencies; booking agencies for plays, artists, and concerts; scenery, lighting, and other equipment services; and theatrical ticket agencies. Also included in this industry are producers of live and taped radio programs and commercials and producers of live television programs.

For large geographic areas, data are presented for the following subdivisions of this classification:

1. Producers of live theatrical productions. Stock or repertory companies, whether or not operating their own theaters, are included here. Establishments primarily engaged in producing shows for dinner theaters but not operating the food service are also included here. Dinner theaters operating food service are classified in Retail Trade, Industry 5812.
2. Producers of radio and television shows, except tape producers. Establishments primarily engaged in producing shows for live presentation on radio and television. Producers of motion picture and television tape are classified in Industry 7812 and producers of radio tape in the subgroup Other theatrical services.
3. Artists' and entertainers' managers or agents, concert bureaus, and booking agents.
4. Other theatrical services. Establishments engaged in theatrical services, not elsewhere classified, such as ticket agencies; theatrical, television, and radio employment agencies; theatrical equipment rental and design; and lighting. Radio show tape producers are included here.

**Bands, orchestras, actors, and other entertainers and entertainment groups (SIC 7929).** Establishments primarily engaged in providing entertainment other than live theatrical presentations. These establishments include bands, orchestras, and entertainers.

For large geographic areas, data are presented for the following subdivisions of this classification:

1. Dance groups and artists.
2. Symphony orchestras, opera companies, and chamber music organizations.
3. Other music groups and artists. Dance and stage bands, orchestras (except symphony or chamber), combos, quintets, soloists, and similar musical organizations, groups, and artists.
4. Other entertainers and entertainment groups. Entertainers other than dance bands, symphony orchestras, dance groups, or similar musical and dance organizations.

**Bowling centers (SIC 7933).** Establishments primarily engaged in providing facilities for bowling.

**Professional sports clubs and promoters (SIC 7941).** Operators and promoters of professional and semiprofessional athletic clubs, promoters of athletic events, and managers of individual professional athletes. Receipts from radio or television broadcasts, from sales of players, from concession operators, and from noncustomer sources are not included in the total receipts for the activities



classified here. Establishments primarily engaged in renting stadiums and athletic fields to sports promoters and clubs are classified in Real Estate, Industry Group 651.

For large geographic areas, data are presented for the following subdivisions of this classification:

1. Baseball clubs.
2. Football clubs.
3. Other professional sports clubs.
4. Managers and promoters.

**Racing, including track operation (SIC 7948).** Promoters and participants in racing activities, including racetrack operators, operators of racing stables, jockeys, racehorse trainers, and race car owners and operators. Establishments which own racetracks but do not engage in promotion of racing events, are classified in Real Estate, Industry Group 651. Stables and kennels primarily engaged in breeding or boarding horses and dogs are classified in Agriculture, Industry 0752.

For large geographic areas, data are presented for the following subdivisions of this classification:

1. Auto racetrack operation.
2. Horse racetrack operation.
3. Dog racetrack operation.
4. Racing stables and racing, n.e.c.

**Physical fitness facilities (SIC 7991).** Establishments primarily engaged in operating reducing and other health clubs, spas, and similar facilities featuring exercise and other active physical fitness conditioning, whether or not on a membership basis. Establishments providing aerobic dance and exercise classes are also included here. Sports and recreation clubs are classified in Industry 7997 if operated on a membership basis, and in Industry 7992 or 7999 if open to the general public. Health resorts and spas providing lodging are classified in Major Group 70. Establishments that promote physical fitness through diet control are classified in Industry 7299.

For large geographic areas, data are presented for the following subdivisions of this classification:

1. Physical fitness centers, except gymnasiums and athletic clubs.
2. Gymnasiums and athletic clubs.

**Public golf courses (SIC 7992).** Privately operated establishments primarily engaged in the operation of golf courses open to the general public on a fee basis. Municipally owned and operated golf courses are not included. Membership golf and country clubs are classified in Industry 7997. Miniature golf courses and golf driving ranges are classified in Industry 7999.

**Coin-operated amusement devices (SIC 7993).** Establishments primarily engaged in operating coin-operated amusement devices either in their own or in other places of business. Such amusement devices include juke boxes, pinball machines, mechanical games, video games, slot machines (where legal), and similar types of amusement equipment. The amusement devices may also be operated by bills. Amusement arcades and parlors are also included. Establishments primarily engaged in rental of such devices are classified in Industry 7359.

**Amusement parks (SIC 7996).** Establishments known as amusement parks, theme parks, kiddie parks, etc., which group together a number of attractions, such as mechanical rides, amusement devices, refreshment stands, and picnic grounds. Individual ride operators or concessionaires operating within the park are classified in Industry 7999, as are carnivals operating without a fixed exhibition site. Owners of the park grounds (who do not operate the amusement parks) are classified in Real Estate, Industry Group 651.

**Membership sports and recreation clubs (SIC 7997).** Sports and recreation clubs which maintain facilities for use only by members and their guests, such as country, golf, tennis, yacht, and swimming clubs. Such establishments are classified here regardless of the proportion of receipts derived from food or liquor sales. Membership organizations engaged in civic, social, or fraternal activities are classified in Industry 864. Physical fitness facilities are classified in Industry 7991.

**Amusement and recreation services, n.e.c. (SIC 7999).** Establishments primarily engaged in the operation of sports, amusement, and recreation services, not elsewhere classified, such as bathing beaches, swimming pools, and riding academies and schools. Membership sports and recreation clubs not open to the general public are classified in Industry 7997.

For large geographic areas, data are presented for the following subdivisions of this classification:

1. Concession operators of amusement devices and rides. Concession operators of mechanical rides or of amusement devices in amusement parks, carnivals, circuses, or fairs; or operators of independently operated rides or devices of this type.
2. Carnivals and circuses. Establishments operating a group of amusement, service, and/or retail units, generally known as carnivals, which do not have any fixed exhibition site; or companies engaged in the operation of circuses having acrobatic and animal shows and individual circus acts. Side shows are included here. Individual performers in circuses are classified in Other entertainers and entertainment groups, a subgroup of Industry 7929.
3. Fairs. Establishments primarily engaged in arranging and operating the exhibitions and related activities

usually associated with county, State, or similar fairs. Carnivals and side shows which are part of the fairs but which are independently owned and operated are included in the subgroup Carnivals and circuses. Other independently owned and operated amusement device and ride concessions are included in the subgroup Concession operators of amusement devices and rides.

4. Roller skating rinks.
5. Ice skating rinks.
6. Other amusement and recreation services, n.e.c. Establishments primarily engaged in the commercial operation of sports, amusement, and recreation services, not elsewhere classified. Included are establishments engaged in instruction of sports or recreational activities, such as baseball, bridge, golf, judo, karate, skiing, swimming, and tennis. Also included are establishments renting articles for amusement and recreation, such as beach chairs and accessories, bicycles, golf carts, small boats and canoes, and saddle horses.

Other establishments in this classification include commercially operated bathing beaches, gambling establishments (where legal), golf driving ranges, miniature golf courses, riding academies and stables, shooting galleries, slot-car tracks, ski lifts, day camps, and establishments engaged in the commercial operation of swimming pools open to the general public for a fee. Municipally operated golf courses and swimming pools are excluded from this census. Privately owned tourist attractions, such as natural wonders or manmade exhibits, are included here. Museums, art galleries, and botanical and zoological gardens are included in Major Group 84.

### Health Services (SIC Major Group 80)

This group includes establishments primarily engaged in furnishing medical, surgical, and other health services to persons. Associations or groups, such as Health Maintenance Organizations (HMO's), primarily engaged in providing medical or other health services to members are included but those which only provide insurance covering hospitalization or medical costs are classified in Insurance, Major Group 63. Hospices providing medical services are also included in this Major Group and are classified according to the primary service provided. Health care facilities were primarily coded based on self-designation. Where multiple levels of care were indicated but were not apparently separate operations, the facility was generally classified based on the highest level of care provided. Veterinarians are classified in Agriculture, Industry Group 074.

**Offices and clinics of doctors of medicine (SIC 801).** Establishments of licensed practitioners having the degree of M.D. and engaged in the practice of general or specialized medicine and surgery. General medical clinics (staffed by licensed practitioners having M.D. degree) are also classified here.

Associations of physicians formed solely for sharing expenses (including payroll) are also included here. Receipts are not applicable for these associations since their operations are funded by reimbursements from member firms, and these funds are not considered operating receipts for medical services provided. However, their payroll and employment data are included in statistics presented for this category.

For large geographic areas, data are presented for the following subdivisions of this classification:

1. Offices of doctors of medicine. Includes offices as well as group clinics owned and operated by physicians for the purpose of carrying on their profession.
2. General medical clinics. Includes clinics not owned and operated by physicians associated for the purpose of carrying on their profession.

**Offices and clinics of dentists (SIC 802).** Establishments of licensed practitioners having the degree of D.D.S. (or D.D. Sc.) or D.M.D. and engaged in the practice of general or specialized dentistry, including dental surgery. Dental clinics are also classified here.

For large geographic areas, data are presented for the following subdivisions of this classification:

1. Offices of dentists. Includes offices as well as group clinics owned and operated by dentists associated for the purpose of carrying on their profession.
2. Dental clinics. Includes clinics not owned and operated by dentists associated for the purpose of carrying on their profession.

**Offices and clinics of doctors of osteopathy (SIC 803).** Establishments of licensed practitioners having the degree of D.O. and engaged in the practice of general or specialized osteopathic medicine and surgery.

For large geographic areas, data are presented for the following subdivisions of this classification:

1. Offices of osteopathic physicians.
2. Osteopathic clinics.

**Offices and clinics of chiropractors (SIC 8041).** Establishments of licensed practitioners having the degree of D.C. and engaged in the practice of chiropractic medicine.

**Offices and clinics of optometrists (SIC 8042).** Establishments of licensed practitioners having the degree of O.D. and engaged in the practice of optometry. Establishments where receipts are primarily from the sale of optical goods prescribed as a result of eye examinations performed at another establishment are classified in Retail Trade, Industry 5999.

**Offices and clinics of podiatrists (SIC 8043).** Establishments of licensed practitioners having the degree of D.P. and engaged in the practice of podiatry.

**Offices and clinics of health practitioners, n.e.c. (SIC 8049).** Establishments of health practitioners engaged in practice in health fields, not elsewhere classified, such as acupuncturists, midwives, nutritionists, physical and occupational therapists, and psychologists.

**Skilled nursing care facilities (SIC 8051).** Establishments primarily engaged in providing inpatient nursing and rehabilitative services to patients who require continuous health care but not hospital services. Care must be ordered by and under the direction of a physician. The staff must include a licensed nurse on duty continuously with a minimum of one full-time registered nurse on duty during each day shift. Included are establishments certified to deliver skilled nursing care under the Medicare and Medicaid programs.

**Intermediate care facilities (SIC 8052).** Establishments primarily engaged in providing inpatient nursing and rehabilitative services but not on a continuous basis. Staffing must include 24-hour per day personnel with a licensed nurse on duty full-time during each day shift. At least once a week, consultation with a registered nurse on the delivery of care is required. Included are facilities certified to deliver intermediate care under the Medicaid program.

**Nursing and personal care facilities, n.e.c. (SIC 8059).** Establishments primarily engaged in providing some nursing and/or health-related care to patients who do not require the degree of care and treatment that a skilled or intermediate care facility is designed to provide. Included are rest homes, convalescent homes, and other institutions where health care is a major element. Residential facilities, such as homes for the retarded and the elderly which provide personal care but where health care is incidental, are classified in Industry 8361.

**General medical and surgical hospitals (SIC 8062).** Establishments primarily engaged in providing general medical and surgical services and other hospital services. Specialty hospitals are classified in Industries 8063 and 8069.

**Psychiatric hospitals (SIC 8063).** Establishments primarily engaged in providing diagnostic medical services and inpatient treatment for the mentally ill. Establishments known as hospitals and primarily engaged in providing health care for the mentally retarded are classified in Industry 8051.

**Specialty hospitals, except psychiatric (SIC 8069).** Establishments primarily engaged in providing diagnostic services, treatment, and other hospital services for specialized categories of patients, except for the mentally ill.

**Medical laboratories (SIC 8071).** Establishments primarily engaged in providing professional analytic or diagnostic services to the medical profession or to the patient as

prescribed by a physician. Laboratories engaged in the manufacture of medical or pharmaceutical products are classified in Manufacturing. Laboratories engaged in commercial medical research are classified in Industry 8731, and those engaged in noncommercial medical research are classified in Industry 8733.

**Dental laboratories (SIC 8072).** Establishments primarily engaged in making dentures, artificial teeth, and orthodontic appliances to order for the dental profession. The manufacture of teeth other than to order is classified in Manufacturing. Establishments providing dental X-ray laboratory services are classified in Industry 8071.

**Home health care services (SIC 8082).** Establishments primarily engaged in providing skilled nursing or medical care in the home under supervision of a medical doctor. Establishments of registered or practical nurses engaged in the independent practice of their profession are classified in Industry 8049, and nurses' registries are classified in Industry 7361. Establishments primarily engaged in selling health care products for personal or household consumption are classified in Retail Trade, and those engaged in renting or leasing products for health care are classified in Industry 7352.

**Kidney dialysis centers (SIC 8092).** Establishments primarily engaged in providing kidney or renal dialysis services.

**Specialty outpatient facilities, n.e.c. (SIC 8093).** Establishments primarily engaged in outpatient care of a specialized nature, such as alcohol and drug treatment, birth control/family planning, etc., with permanent facilities and with medical staff to provide diagnosis, treatment, or both for patients who are ambulatory but do not require inpatient care.

**Health and allied services, n.e.c. (SIC 8099).** Establishments primarily engaged in providing health and allied services, n.e.c., such as blood banks, blood donor stations, childbirth preparation classes, medical photography and art, and oxygen tent services. Establishments of registered or practical nurses in independent practice are classified in Industry 8049. Ambulance services are classified in Transportation, Industry 4119.

## **Legal Services (SIC Major Group 81)**

This group includes establishments which are headed by members of the bar and are engaged in offering legal advice or legal services. Nonprofit legal services (including legal aid societies) are classified here. Associations of lawyers formed solely for the sharing of expenses (including payroll) and not for the purpose of jointly practicing their profession are also included. Receipts are not applicable for these associations since their operations are funded by reimbursements from member firms, and these

funds are not considered operating receipts for legal services provided. However, their payroll and employment data are included in statistics presented for this category.

### **Selected Educational Services (SIC's 823, 824, 829)**

This group includes libraries as well as establishments furnishing formal courses through correspondence, commercial, and trade schools. Elementary and secondary schools (Industry 8211); colleges, universities, and professional schools (Industry 8221); and junior colleges and technical institutes (Industry 8222) are out of scope of the census.

**Libraries (SIC 823).** Establishments primarily engaged in providing library services, including the circulation of books and other materials for reading, study, and reference.

**Data processing schools (SIC 8243).** Establishments primarily engaged in offering training in data processing (including data keying), computer programming, and in computer and peripheral equipment operation, maintenance, and repair.

**Business and secretarial schools (SIC 8244).** Establishments primarily engaged in offering courses in business machine operation, office procedures, and secretarial and stenographic skills.

**Vocational schools, n.e.c. (SIC 8249).** Establishments primarily engaged in offering specialized vocational courses, not elsewhere classified but not academic training. This industry includes apprentice training, aviation schools, commercial art schools, and practical nursing schools. Schools for the instruction of beauticians are classified in Industry 7231, and barber schools are classified in Industry 7241. Establishments primarily engaged in offering educational courses by mail are included here.

**Schools and educational services, n.e.c. (SIC 829).** Establishments primarily engaged in offering specialized educational courses and services, not elsewhere classified, such as music schools, drama schools, language schools, student exchange programs, and civil service and other short-term examination preparatory schools. Vocational counseling (excluding rehabilitation) is also included here. Educational testing is included in Industry 8748. Establishments primarily engaged in operating dance schools are classified in Industry 7911; those providing rehabilitation counseling are classified in Industry 8331; and those providing sports instruction in Industry 7999.

### **Social Services (SIC Major Group 83)**

This group includes establishments providing social services and rehabilitation services to those persons with social or personal problems requiring special services and to the physically challenged and the disadvantaged. Also

included are organizations soliciting funds to be used directly for these and related services, as well as community development and planning agencies. Government offices involved with the delivery of such services are out of scope of the census.

**Individual and family social services (SIC 832).** Establishments primarily engaged in providing one or more of a variety of individual and family social, counseling, welfare, or referral services, including refugee, disaster, and temporary relief services.

**Job training and vocational rehabilitation services (SIC 833).** Establishments primarily engaged in providing training, work experience, and vocational rehabilitation services for the unemployed, the underemployed, the physically challenged, and to persons who have a job market disadvantage because of lack of education or experience, skill obsolescence, or personal characteristics or problems. Included are upgrading and job development services, skill training, world-of-work orientation, and vocational rehabilitation counseling. Union apprentice training schools are classified in Industry 8249.

**Child day care services (SIC 835).** Establishments primarily engaged in care of infants or children, or in providing prekindergarten education, where medical care or delinquency correction is not a major element. These establishments may or may not have substantial educational programs and may care for older children when they are not in school. Establishments providing babysitting services are classified in Industry 7299. Head start centers operating in conjunction with elementary schools are classified in Industry 8211.

**Residential care (SIC 836).** Establishments primarily engaged in the provision of residential social and personal care for children, the elderly, and special categories of persons with some limits on ability for self-care but where medical care is not a major element. Included here are group foster homes; halfway group homes; homes for the retarded, the elderly, the deaf, and the blind; juvenile correctional homes; rehabilitation (residential) centers; and children's boarding homes. Boarding schools providing elementary and secondary education are classified in Industry 8211.

**Social services, n.e.c. (SIC 839).** Establishments primarily engaged in providing social services, not elsewhere classified, including community improvement, social change, and neighborhood development. Also included are organizations primarily engaged in soliciting contributions on their own account and administering appropriations and allocating funds among other agencies engaged in social welfare services; establishments primarily engaged in the prevention of criminal or antisocial behavior; and regional social service planning agencies. Establishments which raise funds on a contract basis are classified in Industry 7389. Civic, social, fraternal, and political organizations are included

in Major Group 86. Industrial development consulting and planning is classified in Industry 8748. Philanthropic trusts and foundations which are not actually engaged in providing social welfare services are classified in Finance, Industry 6732.

### **Museums, Art Galleries, and Botanical and Zoological Gardens (SIC Major Group 84)**

This major group includes commercial and noncommercial museums, art galleries, arboreta, and botanical and zoological gardens.

**Museums and art galleries (SIC 8412).** Establishments primarily engaged in the commercial or noncommercial operation of museums and art galleries. Historical, cultural, and educational societies whose functions are primarily providing attractions for the public are included here. Art galleries or art dealers primarily selling to the general public are classified in Retail Trade, Industry 5999.

**Arboreta and botanical or zoological gardens (SIC 8422).** Establishments primarily engaged in the commercial or noncommercial operation of arboreta and botanical and zoological gardens.

### **Selected Membership Organizations (SIC's 861, 862, 864, 869)**

This group includes organizations operating on a membership basis for the promotion of the interests of their members. Also included are organizations which are not operated on a membership basis but which promote the interests of a constituency or group of supporters. This group does not include business establishments operated by membership organizations, such as hotels open to the general public, golf and country clubs, fraternity and sorority houses, and credit unions. Such establishments are classified according to their primary activity.

Establishments of religious organizations operated for worship or for promotion of religious activities, such as churches, convents, and religious schools and missions, are classified in Industry 8661 and are out of scope of the census. Also excluded are Labor unions and similar labor organizations (Industry 8631) and Political organizations (Industry 8651).

**Business associations (SIC 861).** Membership organizations engaged in promoting business interests of their members, such as better business bureaus, boards of trade, chambers of commerce, industrial standards committees, merchants' associations, real estate boards, and trade associations. Membership organizations formed to carry out a specific business function, such as common marketing of crops or joint advertising, are classified according to the function performed.

**Professional membership organizations (SIC 862).** Membership organizations of professional persons formed for the advancement of the interests of their profession, such as bar associations, engineering associations, and scientific membership organizations.

### **Civic, social, and fraternal associations (SIC 864).**

Membership organizations engaged in civic, social, or fraternal activities, such as alumni associations, citizens' associations, fraternities, scout organizations, singing societies, university clubs, veterans' organizations, youth associations, and consumer education and public advocacy groups (except organizations primarily engaged in research). Bars and restaurants owned and operated by organizations for use by members and guests only are also classified here. Hotels and lodging houses operated by organizations for use by members and their guests only, including fraternity and sorority houses, are classified in Industry 7041. Membership sports and recreation clubs are classified in Industry 7997. Homeowner, tenant, and condominium associations primarily engaged in managing real estate are classified in Real Estate, Industry 6531.

**Membership organizations, n.e.c. (SIC 869).** Membership organizations, not elsewhere classified, such as athletic regulatory associations, automobile owners' associations, farm bureaus, historical clubs, and humane societies.

### **Engineering, Accounting, Research, Management, and Related Services (SIC Major Group 87)**

This group includes establishments primarily engaged in providing engineering, architectural, and surveying services; accounting, auditing, and bookkeeping services; research, development, and testing services; and management and public relations services.

**Engineering services (SIC 8711).** Establishments primarily engaged in providing professional engineering services. Establishments primarily providing and supervising their own engineering staff on temporary contract to other firms are included here. Establishments providing engineering but not supervisory, personnel are classified in Industry 7363. Photogrammetric engineering services are classified in Industry 8713.

**Architectural services (SIC 8712).** Establishments primarily engaged in providing professional architectural services. Landscape architectural services are classified in Agriculture, Industry 0781. Establishments primarily engaged in providing graphic arts and related design services are classified in Industry 7336, and those providing drafting services are classified in Industry 7389.

**Surveying services (SIC 8713).** Establishments primarily engaged in providing professional land, water, and aerial surveying services.

**Accounting, auditing, and bookkeeping services (SIC 8721).** Establishments primarily engaged in furnishing accounting, bookkeeping, and related auditing services. These establishments may use data processing and tabulating techniques as part of providing their services. However,

establishments primarily engaged in providing data processing and tabulating services are classified in Industry 7374. Establishments providing income tax return preparation services, without also furnishing accounting, auditing, or bookkeeping services, are classified in Industry 7291.

**Commercial physical and biological research (SIC 8731).**

Establishments primarily engaged in physical and biological research and development on a contract or fee basis. Noncommercial research establishments (funded by endowments, grants, or contributions) are classified in Industry 8733. Separate establishments of aircraft, guided missile, or spacecraft manufacturers primarily engaged in research and development on these products are classified in Manufacturing, Major Group 37.

For large geographic areas, data are presented for the following subdivisions of this classification:

1. Commercial physical research.
2. Commercial medical and biological research.

**Commercial economic, sociological, and educational research (SIC 8732).**

Establishments primarily engaged in performing business, marketing, opinion, and other economic, sociological, and educational research on a contract or fee basis. Noncommercial research establishments (funded by endowments, grants, or contributions) are classified in Industry 8733.

**Noncommercial research organizations (SIC 8733).** Establishments primarily engaged in performing research into and dissemination of information for public health, education, or general welfare. These establishments primarily operate on funds from endowments, contributions, and grants. Establishments which fund such research, although the actual research may be contracted out to other establishments, are also classified here.

**Testing laboratories (SIC 8734).** Establishments primarily engaged in providing testing services. Establishments performing clinical laboratory testing for the medical profession are classified in Industry 8071.

**Management services (SIC 8741).** Establishments primarily engaged in furnishing general or specialized management services on a day to day basis and on a contract or fee basis. Establishments classified here do not provide operating staff. Management and operation of a business, where operating staff as well as management is provided, is classified according to the activity of the establishment managed. Construction management services are classified here.

**Management consulting services (SIC 8742).** Establishments primarily engaged in furnishing operating counsel and assistance to managements of private, nonprofit, and public organizations. These establishments generally perform a variety of activities, such as strategic and organizational planning; financial planning and budgeting; marketing objectives and policies planning; information systems

planning, evaluation, and selection; human resources policies and practices planning; and production scheduling and control planning.

**Public relations services (SIC 8743).** Establishments primarily engaged in the preparation of materials, written or spoken, which are designed to promote the interests of their clients by attempting to influence the general public or other groups.

**Facilities support management services (SIC 8744).**

Establishments primarily engaged in furnishing personnel to perform a range of services in support of the operations of other establishments, or those engaged in providing a number of different continuing services, on a contract or fee basis, within other establishments. Establishments which provide management and staff to operate a business are classified according to the type of activity of the business. Establishments primarily providing one specialized service are classified in the specialized industry. Establishments primarily supplying temporary or continuing help (except agricultural) are classified in Industry 7363. Establishments which provide management services only (except agricultural) are classified in Industry 8741. Computer facilities management is classified in Industry 7376.

**Business consulting services, n.e.c. (SIC 8748).** Establishments primarily engaged in furnishing business consulting services, not elsewhere classified, on a contract or fee basis. Included are agricultural, economic, educational, and systems engineering consultants as well as city planners and testing services (educational or personnel).

**Services, Not Elsewhere Classified (SIC Major Group 89)**

Establishments primarily providing services, not elsewhere classified, such as artists (excluding commercial and medical artists), authors, scientific consultants (working on their own account), inventors, lecturers, music arrangers, newspaper columnists, radio commentators, song writers, weather forecasters, and writers.

There is evidence that among small employer establishments (for which kind-of-business information is obtained from administrative records), many service establishments are classified incorrectly in this industry because there is insufficient information to determine the correct kind-of-business classification. Therefore, the published data probably overstate the number of establishments and level of activity for this category.

For large geographic areas, data are presented for the following subdivisions of this classification:

1. Scientific and related consulting services, except environmental.
2. Environmental consulting.
3. Authors, composers, and other arts-related services.
4. Other services, n.e.c.

## Appendix B. **Sample Report Form and Instructions**

---

The sample report form and instructions are shown on the following pages.





# Appendix C.

## Kind-of-Business Titles and Reporting-Form Numbers

[Listed below are service industries kind-of-business titles and their corresponding reporting-form numbers. Requests for copies of any of these forms, including the inquiries used to classify establishments by kind of business, should be directed to the Services Division, Bureau of the Census, Washington, DC 20233]

SIC code	Title	Reporting form CB-	SIC code	Title	Reporting form CB-
<b>70</b>	<b>HOTELS, ROOMING HOUSES, CAMPS, AND OTHER LODGING PLACES</b>		<b>73</b>	<b>BUSINESS SERVICES—Con.</b>	
7011 pt.	Hotels, 25 guestrooms or more .....	7001	7377	Computer rental and leasing .....	7307
7011 pt.	Hotels, less than 25 guestrooms .....	7001	7378	Computer maintenance and repair .....	7307
7011 pt.	Motels, tourist courts .....	7001	7379 pt.	Computer consultants .....	7307
7011 pt.	Motor hotels .....	7001	7379 pt.	Miscellaneous computer services, n.e.c. ....	7307
702	Rooming and boarding houses .....	7002	7381 pt.	Detective agencies and guard services .....	7308
7032	Sporting and recreational camps .....	7002	7381 pt.	Armored car services .....	7308
7033	Recreational vehicle parks and campsites .....	7002	7382	Security systems services .....	7308
704	Organization hotels and lodging houses, on membership basis. ....	7002	7383	News syndicates .....	7308
			7384 pt.	Photofinishing laboratories, except "one-hour" (mini) labs .....	7303
			7384 pt.	"One-hour" (mini) photofinishing .....	7303
<b>72</b>	<b>PERSONAL SERVICES</b>		7389 pt.	Sign painting shops .....	7308
7211	Power laundries, family and commercial .....	7201	7389 pt.	Interior designing .....	7308
7212	Garment pressing, and agents for laundries and drycleaners .....	7201	7389 pt.	Telephone answering services .....	7308
7213	Linen supply .....	7201	7389 pt.	Water softening and conditioning services .....	7308
7215 pt.	Coin-operated laundries and drycleaning stores .....	7201	7389 pt.	Packaging and labeling services .....	7308
7215 pt.	Coin-operated laundry routes .....	7201	7389 pt.	Trading stamp services .....	7308
7216	Drycleaning plants, except rug cleaning .....	7201	7389 pt.	Convention and trade show services .....	7308
7217	Carpet and upholstery cleaning .....	7201	7389 pt.	Private mail centers .....	7308
7218	Industrial launderers .....	7201	7389 pt.	Miscellaneous business services, n.e.c. ....	7308
7219	Laundry and garment services, n.e.c. ....	7201			
722	Photographic studios, portrait .....	7303	<b>75</b>	<b>AUTOMOTIVE REPAIR, SERVICES, AND PARKING</b>	
723	Beauty shops .....	7202	7513 pt.	Truck rental, without drivers .....	7501
724	Barber shops .....	7202	7513 pt.	Truck leasing, except finance leasing .....	7501
725	Shoe repair shops and shoeshine parlors .....	7202	7514	Passenger car rental .....	7501
726	Funeral service and crematories .....	7202	7515	Passenger car leasing .....	7501
7291	Tax return preparation services .....	7202	7519	Utility trailer and recreational vehicle rental .....	7501
7299 pt.	Massage parlors, tanning salons, and saunas .....	7202	7521 pt.	Parking lots .....	7502
7299 pt.	Diet and weight reducing services .....	7202	7521 pt.	Parking structures .....	7502
7299 pt.	Formal wear rental .....	7202	7532 pt.	Top and body repair shops .....	7503
7299 pt.	Other personal services, n.e.c. ....	7202	7532 pt.	Paint shops .....	7503
<b>73</b>	<b>BUSINESS SERVICES</b>		7533	Automotive exhaust system repair shops .....	7503
7311	Advertising agencies .....	7301	7534	Tire retreading and repair shops .....	7503
7312	Outdoor advertising services .....	7301	7536	Automotive glass replacement shops .....	7503
7313 pt.	Radio and television advertising representatives .....	7301	7537	Automotive transmission repair shops .....	7503
7313 pt.	Publishers' advertising representatives .....	7301	7538 pt.	General automotive repair shops, except diesel .....	7503
7319	Advertising, n.e.c. ....	7301	7538 pt.	Diesel repair shops .....	7503
7322	Adjustment and collection services .....	7302	7539 pt.	Radiator repair .....	7503
7323	Credit reporting services .....	7302	7539 pt.	Brake, front end, and wheel alignment .....	7503
7331 pt.	Mailing list compilers, brokers, and managers .....	7303	7539 pt.	Carburetor repair shops .....	7503
7331 pt.	Direct mail advertising services, except mailing list services .....	7303	7539 pt.	Automotive electrical repair shops .....	7503
7334 pt.	Blueprinting and photocopying services .....	7303	7539 pt.	Other automotive repair shops, n.e.c. ....	7503
7334 pt.	Duplicating services, except printing and photocopying .....	7303	7542	Carwashes .....	7503
7335	Commercial photography .....	7303	7549 pt.	Lubrication shops .....	7503
7336 pt.	Commercial art .....	7303	7549 pt.	Towing services .....	7503
7336 pt.	Graphic arts and related design .....	7303	7549 pt.	Other automotive services, n.e.c. ....	7503
7338	Secretarial and court reporting services .....	7303	<b>76</b>	<b>MISCELLANEOUS REPAIR SERVICES</b>	
7342	Disinfecting and pest control services .....	7304	7622	Radio and television repair shops .....	7600
7349	Building cleaning and maintenance services, n.e.c. ....	7304	7623	Refrigeration and air-conditioning service and repair shops .....	7600
7352	Medical equipment rental and leasing .....	7305	7629	Electrical and electronic repair shops, n.e.c. ....	7600
7353 pt.	Rental and leasing of heavy construction equipment without operators .....	7305	763	Watch, clock, and jewelry repair .....	7600
7353 pt.	Rental and leasing of heavy construction equipment with operators .....	7305	764	Reupholstery and furniture repair .....	7600
7359 pt.	Equipment rental, except rent-to-own .....	7305	7692	Welding repair .....	7600
7359 pt.	Equipment leasing, except finance leasing .....	7305	7694	Armature rewinding shops .....	7600
7359 pt.	Rent-to-own .....	7305	7699 pt.	Farm machinery and equipment repair .....	7600
7361	Employment agencies .....	7306	7699 pt.	Lawnmower and other small gasoline engine repair .....	7600
7363 pt.	Temporary help supply .....	7306	7699 pt.	Sewer and septic tank cleaning services .....	7600
7363 pt.	Employee leasing .....	7306	7699 pt.	Other repair and related services, n.e.c. ....	7600
7363 pt.	Other help supply services .....	7306	<b>78</b>	<b>MOTION PICTURES</b>	
7371	Computer programming services .....	7307	7812 pt.	Motion picture production, except for television .....	7801
7372	Prepackaged software .....	7307	7812 pt.	Motion picture and tape production for television .....	7801
7373	Computer integrated systems .....	7307	7819	Services allied to motion picture production .....	7801
7374	Computer processing and data preparation and processing services .....	7307	7822 pt.	Motion picture film exchanges .....	7801
7375	Information retrieval services .....	7307	7822 pt.	Film and tape distribution for television .....	7801
7376	Computer facilities management services .....	7307	7822 pt.	Video tape wholesalers .....	7801
			7829	Services allied to motion picture distribution .....	7801
			7832	Motion picture theaters, except drive-in .....	7802
			7833	Drive-in motion picture theaters .....	7802
			7841	Video tape rental .....	7803

SIC code	Title	Reporting form CB-	SIC code	Title	Reporting form CB-
<b>79</b>	<b>AMUSEMENT AND RECREATION SERVICES, EXCEPT MOTION PICTURES AND MUSEUMS</b>		<b>81</b>	<b>LEGAL SERVICES</b>	
791	Dance studios, schools, and halls .....	7903	81 pt.	Offices of lawyers .....	8100
7922 pt.	Producers of live theatrical productions .....	7901	81 pt.	Legal aid societies and similar legal services .....	8100
7922 pt.	Producers of radio and television shows, except tape producers .....	7901	<b>823, 4,</b>	<b>SELECTED EDUCATIONAL SERVICES</b>	
7922 pt.	Artists' and entertainers' managers or agents, concert bureaus, and booking agents .....	7901	<b>9</b>		
7922 pt.	Other theatrical services .....	7901	823	Libraries .....	8200
7929 pt.	Dance groups and artists .....	7901	8243	Data processing schools .....	8200
7929 pt.	Symphony orchestras, opera companies, and chamber music organizations .....	7901	8244	Business and secretarial schools .....	8200
7929 pt.	Other music groups and artists .....	7901	8249	Vocational schools, n.e.c. ....	8200
7929 pt.	Other entertainers and entertainment groups .....	7901	829	Schools and educational services, n.e.c. ....	8200
7933	Bowling centers .....	7902	<b>83</b>	<b>SOCIAL SERVICES</b>	
7941 pt.	Baseball clubs .....	7902			
7941 pt.	Football clubs .....	7902	832	Individual and family social services .....	8300
7941 pt.	Other professional sports clubs .....	7902	833	Job training and vocational rehabilitation services .....	8300
7941 pt.	Managers and promoters .....	7902	835	Child day care services .....	8300
7948 pt.	Auto racetrack operation .....	7902	836	Residential care .....	8300
7948 pt.	Horse racetrack operation .....	7902	839	Social services, n.e.c. ....	8300
7948 pt.	Dog racetrack operation .....	7902	<b>84</b>	<b>MUSEUMS, ART GALLERIES, AND BOTANICAL AND ZOOLOGICAL GARDENS</b>	
7948 pt.	Racing stables and racing, n.e.c. ....	7902			
7991 pt.	Physical fitness centers, except gymnasiums and athletic clubs .....	7903	8412	Museums and art galleries .....	8400
7991 pt.	Gymnasiums and athletic clubs .....	7903	8422	Arboreta and botanical or zoological gardens .....	8400
7992	Public golf courses .....	7903			
7993	Coin-operated amusement devices .....	7903	<b>86</b>	<b>SELECTED MEMBERSHIP ORGANIZATIONS</b>	
7996	Amusement parks .....	7902			
7997	Membership sports and recreation clubs .....	7903	861	Business associations .....	8600
7999 pt.	Concession operators of amusement devices and rides .....	7903	862	Professional membership organizations .....	8600
7999 pt.	Carnivals and circuses .....	7903	864	Civic, social, and fraternal associations .....	8600
7999 pt.	Fairs .....	7903	869	Membership organizations, n.e.c. ....	8600
7999 pt.	Roller skating rinks .....	7903	<b>87</b>	<b>ENGINEERING, ACCOUNTING, RESEARCH, MANAGEMENT, AND RELATED SERVICES</b>	
7999 pt.	Ice skating rinks .....	7903			
7999 pt.	Other amusement and recreation services, n.e.c. ....	7903			
<b>80</b>	<b>HEALTH SERVICES</b>		<b>87</b>	<b>ENGINEERING, ACCOUNTING, RESEARCH, MANAGEMENT, AND RELATED SERVICES</b>	
801 pt.	Offices of doctors of medicine .....	8001	8711	Engineering services .....	8701
801 pt.	General medical clinics .....	8001	8712	Architectural services .....	8701
802 pt.	Offices of dentists .....	8002	8713	Surveying services .....	8701
802 pt.	Dental clinics .....	8002	8721	Accounting, auditing, and bookkeeping services .....	8702
803 pt.	Offices of osteopathic physicians .....	8001	8731 pt.	Commercial physical research .....	8703
803 pt.	Osteopathic clinics .....	8001	8731 pt.	Commercial medical and biological research .....	8703
8041	Offices and clinics of chiropractors .....	8001	8732	Commercial economic, sociological, and educational research .....	8703
8042	Offices and clinics of optometrists .....	8001	8733	Noncommercial research organizations .....	8703
8043	Offices and clinics of podiatrists .....	8001	8734	Testing laboratories .....	8703
8049	Offices and clinics of health practitioners, n.e.c. ....	8001	8741	Management services .....	8704
8051	Skilled nursing care facilities .....	8003	8742	Management consulting services .....	8704
8052	Intermediate care facilities .....	8003	8743	Public relations services .....	8704
8059	Nursing and personal care facilities, n.e.c. ....	8003	8744	Facilities support management services .....	8704
8062	General medical and surgical hospitals .....	8004	8748	Business consulting services, n.e.c. ....	8704
8063	Psychiatric hospitals .....	8004	<b>89</b>	<b>SERVICES, N.E.C.</b>	
8069	Specialty hospitals, except psychiatric .....	8004			
8071	Medical laboratories .....	8005	8999 pt.	Scientific and related consulting services, except environmental .....	8900
8072	Dental laboratories .....	8005	8999 pt.	Environmental consulting .....	8900
8082	Home health care services .....	8006	8999 pt.	Authors, composers, and other arts-related services .....	8900
8092	Kidney dialysis centers .....	8006	8999 pt.	Other services, n.e.c. ....	8900
8093	Specialty outpatient facilities, n.e.c. ....	8006	8999 pt.		
8099	Health and allied services, n.e.c. ....	8006			

## Appendix D. **Metropolitan Areas**

---

(Titles and definitions shown for MSA's, CMSA's, and PMSA's are those established by the Office of Management and Budget, as of June 30, 1993)

### **ALASKA**

#### **Anchorage, AK MSA**

Anchorage Borough, AK

# Appendix E.

## Percent of Receipts/Revenue Based on Administrative Records and Estimation for the State: 1992

Table E-1. Firms Subject to Federal Income Tax

[Includes only establishments with payroll. For meaning of abbreviations and symbols, and for more information on reliability of data, see introductory text. For explanation of terms and comparability of 1987 and 1992 censuses, see appendix A]

SIC code	Kind of business or operation	Percent of receipts —		SIC code	Kind of business or operation	Percent of receipts —	
		From administrative records <sup>1</sup>	Estimated <sup>2</sup>			From administrative records <sup>1</sup>	Estimated <sup>2</sup>
	<b>Total</b> .....	<b>20.2</b>	<b>8.9</b>	<b>73</b>	<b>Business services—Con.</b>		
<b>70 ex. 704</b>	<b>Hotels, rooming houses, camps, and other lodging places (except membership lodging)</b> .....	<b>10.0</b>	<b>16.9</b>	736	Personnel supply services .....	2.7	1.0
				7361	Employment agencies .....	25.7	4.0
				7363	Help supply services .....	—	.6
7011	Hotels and motels .....	8.7	18.1	7363 pt.	Temporary help supply .....	(D)	(D)
7011 pt.	Hotels .....	4.4	20.3	7363 pt.	Help supply, except temporary .....	(D)	(D)
7011 pt.	Hotels, 25 guestrooms or more .....	4.0	20.8				
7011 pt.	Hotels, less than 25 guestrooms .....	18.2	1.3	737	Computer programming, data processing, and other computer related services .....	14.7	3.7
7011 pt.	Motels, motor hotels, and tourist courts .....	31.1	6.8		Computer programming, prepackaged software, and integrated systems .....	12.5	3.1
7011 pt.	Motels, tourist courts .....	36.5	8.3	7371, 2, 3	Computer programming services .....	13.1	1.4
7011 pt.	Motor hotels .....	6.5	—		Prepackaged software .....	(D)	(D)
702, 3	Other lodging places .....	22.4	5.5	7373	Computer integrated systems .....	(D)	(D)
702	Rooming and boarding houses .....	—	—	7374, 5, 6	Data processing services .....	—	—
703	Camps and recreational vehicle parks .....	23.9	5.9	7374, 5	Computer processing, information retrieval .....	—	—
				7376	Computer facilities management services .....	—	—
<b>72</b>	<b>Personal services</b> .....	<b>22.3</b>	<b>8.2</b>	7377, 8, 9	Computer rental and leasing, maintenance, and related services, n.e.c. .....	28.5	7.3
721	Laundry, cleaning, and garment services .....	12.5	3.8		Computer rental and leasing .....	—	—
7211	Power laundries, family and commercial* .....	(D)	(D)	7377	Computer maintenance and repair .....	25.8	9.2
7213	Linen supply* .....	—	—	7378	Computer related services, n.e.c. .....	36.5	1.6
7215	Coin-operated laundries and drycleaning .....	20.7	11.0	7379			
7216	Drycleaning plants, except rug cleaning* .....	13.5	1.1		Miscellaneous business services .....	10.7	5.0
7217	Carpet and upholstery cleaning .....	32.7	6.1	738	Detective agencies and protective services .....	1.4	1.1
7218	Industrial launderers* .....	(D)	(D)	7381, 2	Detective, guard, and armored car services .....	.8	.8
7212, 9	Other laundry, cleaning, and garment services* .....	(D)	(D)	7382	Security systems services .....	8.8	4.7
7212	Garment pressing, and agents for laundries and drycleaners .....	(D)	(D)	7383	News syndicates .....	(D)	(D)
7219	Laundry and garment services, n.e.c.* .....	(D)	(D)	7384	Photofinishing laboratories* .....	17.4	—
				7389 pt.	Business services, n.e.c. .....	(D)	(D)
722	Photographic studios, portrait .....	34.3	1.1	7389 pt.	Sign painting shops .....	27.2	—
723, 4	Beauty and barber shops .....	30.8	3.5	7389 pt.	Interior designing .....	15.9	5.8
723	Beauty shops .....	(D)	(D)	7389 pt.	Telephone answering services .....	14.0	19.7
724	Barber shops .....	(D)	(D)	7389 pt.	Other business services .....	(D)	(D)
725	Shoe repair shops and shoeshine parlors .....	(D)	(D)				
726	Funeral service and crematories .....	3.3	50.0	<b>75</b>	<b>Automotive repair, services, and parking</b> .....	<b>21.5</b>	<b>8.7</b>
729	Miscellaneous personal services .....	(D)	(D)	751	Automotive rental and leasing, without drivers .....	9.0	11.9
7291	Tax return preparation services .....	38.3	—	7513	Truck rental and leasing, without drivers .....	33.8	—
7299	Miscellaneous personal services, n.e.c. .....	(D)	(D)	7514, 5	Passenger car rental and leasing .....	5.8	15.0
				7514	Passenger car rental .....	(D)	(D)
<b>73</b>	<b>Business services</b> .....	<b>16.6</b>	<b>5.5</b>	7515	Passenger car leasing .....	(D)	(D)
731	Advertising .....	1.5	2.6	7519	Utility trailer and recreational vehicle rental .....	9.5	1.7
7311	Advertising agencies .....	(D)	(D)				
7312	Outdoor advertising services .....	(D)	(D)	752	Automobile parking .....	(D)	(D)
7313	Radio, television, publishers' advertising representatives .....	(D)	(D)				
7319	Advertising, n.e.c. .....	—	—	753	Automotive repair shops .....	25.8	7.0
				7532	Top, body, and upholstery repair shops and paint shops .....	21.8	4.1
732	Consumer credit reporting agencies, mercantile reporting agencies, and adjustment and collection agencies .....	19.0	22.4	7532 pt.	Top and body repair shops .....	(D)	(D)
7322	Adjustment and collection services .....	20.9	9.6	7538	Paint shops .....	(D)	(D)
7323	Credit reporting services .....	15.9	43.6	7538 pt.	General automotive repair shops .....	31.0	9.4
733	Mailing, reproduction, commercial art and photography, and stenographic services .....	15.6	8.2	7538 pt.	General automotive repair shops, except diesel .....	35.1	10.8
7331	Direct mail advertising services .....	17.1	—	7533, 4, 6, 7, 9	Diesel repair shops .....	8.4	1.7
7334	Photocopying and duplicating services .....	17.4	1.0	7533	Other automotive repair shops .....	17.0	4.4
7335, 6	Commercial photography, art, and graphics .....	18.3	—	7534	Automotive exhaust system repair shops .....	21.6	5.2
7335	Commercial photography .....	11.6	—	7537	Tire retreading and repair shops .....	15.7	—
7336	Commercial art and graphic design .....	24.1	—	7539	Automotive glass replacement shops .....	2.6	—
7338	Secretarial and court reporting services .....	11.1	25.4	7539 pt.	Automotive transmission repair shops .....	27.1	6.8
				7539 pt.	Automotive repair shops, n.e.c. .....	6.5	6.4
734	Services to dwellings and other buildings .....	54.6	10.4	7539 pt.	Radiator repair .....	15.9	23.0
7342	Disinfecting and pest control services .....	.4	11.6	7539 pt.	Brake, front end, and wheel alignment .....	(D)	(D)
7349	Building cleaning and maintenance services, n.e.c. .....	55.7	10.3	7539 pt.	Automotive electrical and fuel system services .....	(D)	(D)
					Other automotive repair shops, n.e.c. .....	(D)	(D)
735	Miscellaneous equipment rental and leasing .....	18.7	4.0	754	Automotive services, except repair .....	(D)	(D)
7352	Medical equipment rental and leasing .....	(D)	(D)	7542	Carwashes .....	(D)	(D)
7353	Heavy construction equipment rental and leasing .....	(D)	(D)	7549	Automotive services, except repair and carwashes .....	29.8	6.8
7359	Equipment rental and leasing, n.e.c. .....	26.0	5.0				

See footnotes at end of table.

**Table E-1. Firms Subject to Federal Income Tax – Con.**

[Includes only establishments with payroll. For meaning of abbreviations and symbols, and for more information on reliability of data, see introductory text. For explanation of terms and comparability of 1987 and 1992 censuses, see appendix A]

SIC code	Kind of business or operation	Percent of receipts –		SIC code	Kind of business or operation	Percent of receipts –	
		From administrative records <sup>1</sup>	Estimated <sup>2</sup>			From administrative records <sup>1</sup>	Estimated <sup>2</sup>
<b>76</b>	<b>Miscellaneous repair services</b> -----	<b>26.7</b>	<b>10.4</b>	<b>80</b>	<b>Health services</b> -----	<b>26.1</b>	<b>2.6</b>
762	Electrical repair shops -----	25.3	9.3	801	Offices and clinics of doctors of medicine -----	33.3	2.4
7622	Radio and television repair shops -----	18.6	8.8	8011 pt.	Offices of doctors of medicine -----	34.7	2.5
7623, 9	Other electrical and electronic repair shops -----	26.0	9.4	8011 pt.	General medical clinics -----	–	–
7623	Refrigeration and air-conditioning service and repair shops -----	24.2	3.9	802	Offices and clinics of dentists -----	31.0	2.9
7629	Electrical and electronic repair shops, n.e.c. ---	26.2	10.1	803	Offices and clinics of doctors of osteopathy -----	29.4	–
763	Watch, clock, and jewelry repair -----	–	–	804	Offices and clinics of other health practitioners ----	32.1	5.5
764	Reupholstery and furniture repair -----	12.1	13.8	8041	Offices and clinics of chiropractors -----	33.8	8.2
769	Miscellaneous repair and related services -----	28.0	10.8	8042	Offices and clinics of optometrists -----	27.3	5.8
7692	Welding repair -----	8.4	29.1	8043	Offices and clinics of podiatrists -----	–	5.1
7694	Armature rewinding shops -----	26.0	4.7	8049	Offices and clinics of health practitioners, n.e.c. --	41.2	.2
7699	Repair shops and related services, n.e.c. -----	34.5	5.5	805	Nursing and personal care facilities -----	–	–
				8051	Skilled nursing care facilities -----	–	–
				8052	Intermediate care facilities -----	–	–
				8059	Nursing and personal care facilities, n.e.c. -----	–	–
				806	Hospitals -----	(D)	(D)
				8062	General medical and surgical hospitals -----	(D)	(D)
				8063, 9	Specialty hospitals -----	(D)	(D)
<b>78, 79, 84</b>	<b>Amusement and recreation services, including motion pictures and museums</b> -----	<b>19.8</b>	<b>9.8</b>	807, 8, 9	Other health services -----	(D)	(D)
781, 2	Motion picture production, distribution, and services --	4.0	6.2	807	Medical and dental laboratories -----	5.6	1.3
783	Motion picture theaters -----	–	–	8071	Medical laboratories -----	2.9	1.7
7832	Motion picture theaters, except drive-in -----	–	–	8072	Dental laboratories -----	14.0	–
7833	Drive-in motion picture theaters -----	–	–	808	Home health care services -----	(D)	(D)
				809	Miscellaneous health and allied services, n.e.c. ---	(D)	(D)
				8092	Kidney dialysis centers -----	–	–
				8093	Specialty outpatient facilities, n.e.c. -----	(D)	(D)
				8099	Health and allied services, n.e.c. -----	(D)	(D)
				<b>81</b>	<b>Legal services</b> -----	<b>30.1</b>	<b>4.9</b>
784	Video tape rental -----	25.4	7.2	<b>823, 4, 9</b>	<b>Selected educational services</b> -----	<b>10.1</b>	<b>1.4</b>
792	Theatrical producers (except motion picture), bands, orchestras, and entertainers -----	40.9	5.1	823	Libraries -----	–	–
7922	Theatrical producers (except motion picture) and miscellaneous theatrical services -----	(D)	(D)	824	Vocational schools -----	5.1	2.2
7929	Bands, orchestras, actors, and other entertainers and entertainment groups -----	(D)	(D)	829	Schools and educational services, n.e.c. -----	19.5	–
793	Bowling centers -----	3.1	.2	<b>83</b>	<b>Social services</b> -----	<b>24.8</b>	<b>23.6</b>
79 ex. 792, 3; 84	Commercial sports and other amusement and recreation services, including museums -----	26.0	14.3	835	Child day care services -----	34.6	19.4
794	Commercial sports -----	–	21.4	832, 3, 6, 9	Other social services -----	17.5	26.7
7941	Professional sports clubs, managers, promoters -----	–	21.4	<b>87 ex. 8733</b>	<b>Engineering, accounting, research, management, and related services (except noncommercial research organizations)</b> -----	<b>13.6</b>	<b>14.4</b>
7948	Racing, including track operation -----	–	–	871	Engineering, architectural, and surveying services --	11.0	10.0
79 ex. 792, 3, 4; 84	Other amusement and recreation services, including museums -----	26.4	14.2	8711	Engineering services -----	10.1	7.8
791	Dance studios, schools, and halls -----	19.5	–	8712	Architectural services -----	8.8	1.6
7991	Physical fitness facilities -----	4.7	52.5	8713	Surveying services -----	19.2	33.9
7992	Public golf courses -----	2.9	–	872	Accounting, auditing, and bookkeeping services ----	32.1	3.9
7993	Coin-operated amusement devices -----	1.5	–	873 ex. 8733	Research, development, and testing services (except noncommercial research organizations) ---	12.7	9.8
7996	Amusement parks -----	–	–	8731	Commercial physical and biological research -----	2.1	10.7
7997	Membership sports and recreation clubs -----	5.3	24.5	8732	Commercial economic, sociological, and educational research -----	21.7	26.0
7999, 84	Amusement and recreation services, including museums, n.e.c. -----	34.2	7.1	8734	Testing laboratories -----	13.8	1.4
7999 pt.	Concession operators of amusement devices and rides -----	(D)	(D)	874	Management and public relations services -----	9.9	30.8
7999 pt., 84	Carnivals, circuses, and fairs -----	(D)	(D)	8741	Management services -----	23.5	35.1
	Other recreation and amusements, including museums -----	35.5	7.1	8742	Management consulting services -----	23.3	8.7
				8743	Public relations services -----	35.4	6.4
				8744	Facilities support management services -----	–	37.0
				8748	Business consulting services, n.e.c. -----	46.2	9.4
				<b>89</b>	<b>Services, n.e.c.</b> -----	<b>53.1</b>	<b>2.5</b>

<sup>1</sup>Includes receipts information obtained from administrative records of other Federal agencies.

<sup>2</sup>Includes receipts information which was imputed based on historic company ratios or administrative records or on industry averages.

## Table E-2. Firms Exempt From Federal Income Tax

[Includes only establishments with payroll. For meaning of abbreviations and symbols, and for more information on reliability of data, see introductory text. For explanation of terms and comparability of 1987 and 1992 censuses, see appendix A]

SIC code	Kind of business or operation	Percent of revenue —		SIC code	Kind of business or operation	Percent of revenue —	
		From administrative records <sup>1</sup>	Estimated <sup>2</sup>			From administrative records <sup>1</sup>	Estimated <sup>2</sup>
	<b>Total</b> .....	<b>6.4</b>	<b>7.3</b>	<b>823, 4, 9</b>	<b>Selected educational services</b> .....	<b>47.6</b>	<b>7.2</b>
7032, 704	Camps and membership lodging .....	1.6	22.9	83	<b>Social services</b> .....	<b>14.8</b>	<b>21.4</b>
792, 7991 pt., 7997, 7999 pt., 84	<b>Selected amusement, recreation, and related services</b> .....	<b>4.8</b>	<b>6.0</b>	835	Child day care services .....	11.1	15.8
8011 pt.; 8021 pt.; 805, 6, 8, 9	<b>Selected health services</b> .....	.1	.2	832, 3, 6, 9	Other social services .....	15.1	21.9
8011 pt., 8021 pt., 805	Clinics of doctors of medicine and dentists .....	—	—	832	Individual and family social services .....	19.7	23.1
806	Hospitals .....	—	—	833	Job training and vocational rehabilitation services .....	5.3	28.4
8062	General medical and surgical hospitals .....	(D)	(D)	836	Residential care .....	7.2	22.7
8063, 9	Specialty hospitals .....	(D)	(D)	839	Social services, n.e.c. .....	20.6	13.5
808, 9	Other health services .....	2.4	4.9	<b>861, 2, 4, 9</b>	<b>Selected membership organizations</b> .....	<b>24.9</b>	<b>25.3</b>
8111 pt.	<b>Legal aid societies and similar legal services</b> .....	—	<b>36.8</b>	861	Business associations .....	25.2	10.9
				864	Civic, social, and fraternal associations .....	23.4	33.1
				862, 9	Other membership organizations .....	31.1	18.4
				<b>873, 4 ex.</b>	<b>Research, testing, and consulting services, except facilities support management services</b> .....	<b>24.9</b>	<b>8.2</b>
				<b>8744</b>			
				873	Research, development, and testing services .....	31.1	8.4
				874 ex.	Management and public relations services, except facilities support management services .....	9.8	7.9
				8744			

<sup>1</sup>Includes revenue information obtained from administrative records of other Federal agencies.

<sup>2</sup>Includes revenue information which was imputed based on historic company ratios or administrative records or on industry averages.

## Appendix F. Geographic Notes

---

### ALASKA

**Aleutians East Borough** was established from part of the Aleutian Islands Census Area, which no longer exists; this change took place in October 1987.

**Aleutians West Census Area** was established from part of the Aleutian Islands Census Area, which no longer exists; this change took place in January 1990.

**Denali Borough** was established from parts of the Yukon-Koyukuk Census Area and Southeast Fairbanks Census Area, both of which continue to exist; this change took place in December 1990.

**Lake and Peninsula Borough** was established from part of the Dillingham Census Area, which continues to exist; this change took place in April 1989.

# Appendix G.

## Establishments in Business Any Time During Year and Establishments in Business at End of Year for the State: 1992 and 1987

**Table G-1. Firms Subject to Federal Income Tax**

[Includes only establishments with payroll. For meaning of abbreviations and symbols, see introductory text. For explanation of terms and comparability of 1987 and 1992 censuses, see appendix A]

SIC code	Kind of business or operation	Establishments in business —			
		Any time during year		At end of year	
		1992	1987	1992	1987
	<b>Total</b> .....	<b>4 452</b>	<b>3 949</b>	<b>4 089</b>	<b>3 586</b>
<b>70 ex. 704</b>	<b>Hotels, rooming houses, camps, and other lodging places (except membership lodging)</b> .....	<b>324</b>	<b>261</b>	<b>296</b>	<b>234</b>
	Hotels and motels .....	225	201	206	178
7011	Hotels .....	135	112	126	100
7011 pt.	Hotels, 25 guestrooms or more .....	107	92	100	82
7011 pt.	Hotels, less than 25 guestrooms .....	28	20	26	18
7011 pt.	Motels, motor hotels, and tourist courts .....	90	89	80	78
7011 pt.	Motels, tourist courts .....	78	80	69	70
7011 pt.	Motor hotels .....	12	9	11	8
702, 3	Other lodging places .....	99	60	90	56
702	Rooming and boarding houses .....	7	7	7	6
703	Camps and recreational vehicle parks .....	92	53	83	50
<b>72</b>	<b>Personal services</b> .....	<b>404</b>	<b>350</b>	<b>358</b>	<b>310</b>
721	Laundry, cleaning, and garment services .....	95	75	85	68
7211	Power laundries, family and commercial* .....	3	6	2	6
7213	Linen supply* .....	3	—	3	—
7215	Coin-operated laundries and drycleaning .....	30	28	29	27
7216	Drycleaning plants, except rug cleaning* .....	26	24	26	23
7217	Carpet and upholstery cleaning .....	21	8	16	6
7218	Industrial launderers* .....	1	1	1	1
7212, 9	Other laundry, cleaning, and garment services* .....	11	8	8	5
722	Photographic studios, portrait .....	21	16	20	14
723, 4	Beauty and barber shops .....	178	161	160	141
723	Beauty shops .....	171	154	153	135
724	Barber shops .....	7	7	7	6
725	Shoe repair shops and shoeshine parlors .....	2	3	1	3
726	Funeral service and crematories .....	14	11	10	10
729	Miscellaneous personal services .....	94	84	82	74
7291	Tax return preparation services .....	26	22	24	20
7299	Miscellaneous personal services, n.e.c. .....	68	62	58	54
<b>73</b>	<b>Business services</b> .....	<b>643</b>	<b>585</b>	<b>579</b>	<b>514</b>
731	Advertising .....	22	23	21	21
7311	Advertising agencies .....	18	20	17	19
7312	Outdoor advertising services .....	2	1	2	1
7313	Radio, television, publishers' advertising representatives .....	2	—	2	—
7319	Advertising, n.e.c. .....	—	2	—	1
732	Consumer credit reporting agencies, mercantile reporting agencies, and adjustment and collection agencies .....	26	29	23	25
7322	Adjustment and collection services .....	21	21	18	17
7323	Credit reporting services .....	5	8	5	8
733	Mailing, reproduction, commercial art and photography, and stenographic services .....	59	52	57	44
7331	Direct mail advertising services .....	4	7	4	6
7334	Photocopying and duplicating services .....	18	12	17	10
7335, 6	Commercial photography, art, and graphics .....	12	5	12	3
7335	Commercial photography .....	7	1	7	—
7336	Commercial art and graphic design .....	5	4	5	3
7338	Secretarial and court reporting services .....	25	28	24	25
734	Services to dwellings and other buildings .....	219	180	194	157
7342	Disinfecting and pest control services .....	9	9	7	9
7349	Building cleaning and maintenance services, n.e.c. .....	210	171	187	148
735	Miscellaneous equipment rental and leasing .....	65	90	60	83
7352	Medical equipment rental and leasing .....	3	—	3	—
7353	Heavy construction equipment rental and leasing .....	18	18	16	16
7359	Equipment rental and leasing, n.e.c. .....	44	72	41	67
736	Personnel supply services .....	24	22	23	20
7361	Employment agencies .....	8	7	6	6
7363	Help supply services .....	16	15	15	14

See footnotes at end of table.



**Table G-1. Firms Subject to Federal Income Tax — Con.**

[Includes only establishments with payroll. For meaning of abbreviations and symbols, see introductory text. For explanation of terms and comparability of 1987 and 1992 censuses, see appendix A.]

SIC code	Kind of business or operation	Establishments in business —			
		Any time during year		At end of year	
		1992	1987	1992	1987
<b>73</b>	<b>Business services—Con.</b>				
737	Computer programming, data processing, and other computer related services -----	58	43	47	41
7371, 2, 3	Computer programming, prepackaged software, and integrated systems -----	28	17	24	16
7371	Computer programming services -----	22	10	18	10
7372	Prepackaged software -----	1	1	1	1
7373	Computer integrated systems -----	5	6	5	5
7374, 5, 6	Data processing services -----	7	12	6	12
7374, 5	Computer processing, information retrieval -----	7	11	6	11
7376	Computer facilities management services -----	—	1	—	1
7377, 8, 9	Computer rental and leasing, maintenance, and related services, n.e.c. -----	23	14	17	13
7377	Computer rental and leasing -----	—	1	—	1
7378	Computer maintenance and repair -----	12	8	10	7
7379	Computer related services, n.e.c. -----	11	5	7	5
738	Miscellaneous business services -----	170	146	154	123
7381, 2	Detective agencies and protective services -----	33	32	31	25
7381	Detective, guard, and armored car services -----	28	28	26	23
7382	Security systems services -----	5	4	5	2
7383	News syndicates -----	2	2	2	2
7384	Photofinishing laboratories* -----	29	25	28	20
7389	Business services, n.e.c. -----	105	87	93	76
7389 pt.	Sign painting shops -----	9	7	7	6
7389 pt.	Interior designing -----	5	5	5	2
7389 pt.	Telephone answering services -----	9	5	9	5
7389 pt.	Other business services -----	82	70	72	63
<b>75</b>	<b>Automotive repair, services, and parking -----</b>	<b>334</b>	<b>282</b>	<b>303</b>	<b>255</b>
751	Automotive rental and leasing, without drivers -----	55	55	52	50
7513	Truck rental and leasing, without drivers -----	9	8	9	8
7514, 5	Passenger car rental and leasing -----	38	44	36	40
7519	Utility trailer and recreational vehicle rental -----	8	3	7	2
752	Automobile parking -----	4	8	3	8
753	Automotive repair shops -----	231	184	210	166
7532	Top, body, and upholstery repair shops and paint shops -----	62	56	55	50
7532 pt.	Top and body repair shops -----	61	56	54	50
7532 pt.	Paint shops -----	1	—	1	—
7538	General automotive repair shops -----	125	87	114	76
7538 pt.	General automotive repair shops, except diesel -----	106	83	97	73
7538 pt.	Diesel repair shops -----	19	4	17	3
7533, 4, 6, 7, 9	Other automotive repair shops -----	44	41	41	40
7533	Automotive exhaust system repair shops -----	10	11	10	11
7534	Tire retreading and repair shops -----	3	5	3	5
7536	Automotive glass replacement shops -----	7	1	6	1
7537	Automotive transmission repair shops -----	13	13	11	12
7539	Automotive repair shops, n.e.c. -----	11	11	11	11
7539 pt.	Radiator repair -----	5	2	5	2
7539 pt.	Brake, front end, and wheel alignment -----	2	5	2	5
7539 pt.	Automotive electrical and fuel system services -----	3	3	3	3
7539 pt.	Other automotive repair shops, n.e.c. -----	1	1	1	1
754	Automotive services, except repair -----	44	35	38	31
7542	Carwashes -----	20	18	16	16
7549	Automotive services, except repair and carwashes -----	24	17	22	15
<b>76</b>	<b>Miscellaneous repair services -----</b>	<b>192</b>	<b>168</b>	<b>175</b>	<b>156</b>
762	Electrical repair shops -----	57	50	51	47
7622	Radio and television repair shops -----	11	12	10	12
7623, 9	Other electrical and electronic repair shops -----	46	38	41	35
7623	Refrigeration and air-conditioning service and repair shops -----	8	4	6	4
7629	Electrical and electronic repair shops, n.e.c. -----	38	34	35	31
763	Watch, clock, and jewelry repair -----	3	4	3	4
764	Reupholstery and furniture repair -----	9	12	8	9
769	Miscellaneous repair and related services -----	123	102	113	96
7692	Welding repair -----	18	18	17	18
7694	Armature rewinding shops -----	6	5	5	5
7699	Repair shops and related services, n.e.c. -----	99	79	91	73
<b>78, 79, 84</b>	<b>Amusement and recreation services, including motion pictures and museums -----</b>	<b>424</b>	<b>296</b>	<b>386</b>	<b>268</b>
781, 2	Motion picture production, distribution, and services -----	17	15	15	15
783	Motion picture theaters -----	17	19	17	18
7832	Motion picture theaters, except drive-in -----	17	19	17	18
7833	Drive-in motion picture theaters -----	—	—	—	—
784	Video tape rental -----	101	73	93	65
792	Theatrical producers (except motion picture), bands, orchestras, and entertainers -----	8	7	7	7
7922	Theatrical producers (except motion picture) and miscellaneous theatrical services -----	3	3	2	3
7929	Bands, orchestras, actors, and other entertainers and entertainment groups -----	5	4	5	4
793	Bowling centers -----	14	17	14	14

See footnotes at end of table.

**Table G-1. Firms Subject to Federal Income Tax – Con.**

[Includes only establishments with payroll. For meaning of abbreviations and symbols, see introductory text. For explanation of terms and comparability of 1987 and 1992 censuses, see appendix A]

SIC code	Kind of business or operation	Establishments in business –			
		Any time during year		At end of year	
		1992	1987	1992	1987
<b>78, 79, 84</b>	<b>Amusement and recreation services, including motion pictures and museums—Con.</b>				
79 ex. 792, 3, 84	Commercial sports and other amusement and recreation services, including museums .....	267	165	240	149
794	Commercial sports .....	6	1	4	1
7941	Professional sports clubs, managers, promoters .....	6	1	4	1
7948	Racing, including track operation .....	—	—	—	—
79 ex. 792, 3, 4, 84	Other amusement and recreation services, including museums .....	261	164	236	148
791	Dance studios, schools, and halls .....	10	10	9	10
7991	Physical fitness facilities .....	25	36	24	32
7992	Public golf courses .....	4	3	4	3
7993	Coin-operated amusement devices .....	9	10	8	8
7996	Amusement parks .....	—	—	—	—
7997	Membership sports and recreation clubs .....	8	9	7	9
7999, 84	Amusement and recreation services, including museums, n.e.c. ....	205	96	184	86
<b>80</b>	<b>Health services .....</b>	<b>858</b>	<b>779</b>	<b>814</b>	<b>748</b>
801	Offices and clinics of doctors of medicine .....	349	366	338	346
8011 pt.	Offices of doctors of medicine .....	343	352	332	335
8011 pt.	General medical clinics .....	6	14	6	11
802	Offices and clinics of dentists .....	262	231	248	228
803	Offices and clinics of doctors of osteopathy .....	11	5	10	5
804	Offices and clinics of other health practitioners .....	180	130	169	126
8041	Offices and clinics of chiropractors .....	71	59	66	59
8042	Offices and clinics of optometrists .....	44	37	42	35
8043	Offices and clinics of podiatrists .....	5	7	4	6
8049	Offices and clinics of health practitioners, n.e.c. ....	60	27	57	26
805	Nursing and personal care facilities .....	—	—	—	—
8051	Skilled nursing care facilities .....	—	—	—	—
8052	Intermediate care facilities .....	—	—	—	—
8059	Nursing and personal care facilities, n.e.c. ....	—	—	—	—
806	Hospitals .....	3	4	3	3
807, 8, 9	Other health services .....	53	43	46	40
807	Medical and dental laboratories .....	27	21	24	21
8071	Medical laboratories .....	15	8	12	8
8072	Dental laboratories .....	12	13	12	13
808	Home health care services .....	8	3	7	2
809	Miscellaneous health and allied services, n.e.c. ....	18	19	15	17
8092	Kidney dialysis centers .....	—	—	—	—
8093	Specialty outpatient facilities, n.e.c. ....	14	15	12	14
8099	Health and allied services, n.e.c. ....	4	4	3	3
<b>81</b>	<b>Legal services .....</b>	<b>416</b>	<b>419</b>	<b>394</b>	<b>377</b>
<b>823, 4, 9</b>	<b>Selected educational services .....</b>	<b>24</b>	<b>19</b>	<b>24</b>	<b>17</b>
823	Libraries .....	—	1	—	1
824	Vocational schools .....	12	8	12	7
829	Schools and educational services, n.e.c. ....	12	10	12	9
<b>83</b>	<b>Social services .....</b>	<b>150</b>	<b>127</b>	<b>123</b>	<b>115</b>
835	Child day care services .....	93	76	76	68
832, 3, 6, 9	Other social services .....	57	51	47	47
<b>87 ex. 8733</b>	<b>Engineering, accounting, research, management, and related services (except noncommercial research organizations) .....</b>	<b>661</b>	<b>633</b>	<b>617</b>	<b>567</b>
871	Engineering, architectural, and surveying services .....	251	277	239	250
8711	Engineering services .....	149	149	143	133
8712	Architectural services .....	35	54	32	46
8713	Surveying services .....	67	74	64	71
872	Accounting, auditing, and bookkeeping services .....	210	194	197	174
873 ex. 8733	Research, development, and testing services (except noncommercial research organizations) .....	46	32	43	27
8731	Commercial physical and biological research .....	12	7	10	6
8732	Commercial economic, sociological, and educational research .....	15	12	15	9
8734	Testing laboratories .....	19	13	18	12
874	Management and public relations services .....	154	130	138	116
8741	Management services .....	52	45	48	41
8742	Management consulting services .....	49	45	44	38
8743	Public relations services .....	14	8	14	8
8744	Facilities support management services .....	14	14	11	13
8748	Business consulting services, n.e.c. ....	25	18	21	16
<b>89</b>	<b>Services, n.e.c. ....</b>	<b>22</b>	<b>30</b>	<b>20</b>	<b>25</b>

## Table G-2. Firms Exempt From Federal Income Tax

[Includes only establishments with payroll. For meaning of abbreviations and symbols, see introductory text. For explanation of terms and comparability of 1987 and 1992 censuses, see appendix A]

SIC code	Kind of business or operation	Establishments in business —			
		Any time during year		At end of year	
		1992	1987	1992	1987
	<b>Total .....</b>	<b>897</b>	<b>706</b>	<b>838</b>	<b>672</b>
<b>7032, 704</b>	<b>Camps and membership lodging .....</b>	<b>5</b>	<b>6</b>	<b>5</b>	<b>6</b>
<b>792, 7991 pt., 7997, 7999 pt., 84</b>	<b>Selected amusement, recreation, and related services .....</b>	<b>57</b>	<b>36</b>	<b>55</b>	<b>36</b>
792	Theatrical producers (except motion picture), bands, orchestras, and entertainers .....	17	14	17	14
7991 pt., 7997	Gymnasiums, athletic clubs, and membership sports and recreation clubs .....	20	8	18	8
7999 pt. 84	Fairs .....	9	5	9	5
	Museums, art galleries, and botanical and zoological gardens .....	11	9	11	9
<b>8011 pt.; 8021 pt.; 805, 6, 8, 9</b>	<b>Selected health services .....</b>	<b>81</b>	<b>56</b>	<b>80</b>	<b>56</b>
8011 pt., 8021 pt.	Clinics of doctors of medicine and dentists .....	11	9	11	9
805	Nursing and personal care facilities .....	15	5	15	5
806	Hospitals .....	26	24	26	24
808, 9	Other health services .....	29	18	28	18
808	Home health care services .....	2	2	2	2
809	Miscellaneous health and allied services, n.e.c. ....	27	16	26	16
<b>8111 pt.</b>	<b>Legal aid societies and similar legal services .....</b>	<b>13</b>	<b>16</b>	<b>13</b>	<b>16</b>
<b>823, 4, 9</b>	<b>Selected educational services .....</b>	<b>30</b>	<b>28</b>	<b>28</b>	<b>26</b>
<b>83</b>	<b>Social services .....</b>	<b>342</b>	<b>307</b>	<b>317</b>	<b>292</b>
835	Child day care services .....	72	85	68	79
832, 3, 6, 9	Other social services .....	270	222	249	213
<b>861, 2, 4, 9</b>	<b>Selected membership organizations .....</b>	<b>342</b>	<b>243</b>	<b>313</b>	<b>227</b>
861	Business associations .....	70	50	60	48
864	Civic, social, and fraternal associations .....	217	150	199	141
862, 9	Other membership organizations .....	55	43	54	38
<b>873, 4 ex. 8744</b>	<b>Research, testing, and consulting services, except facilities support management services .....</b>	<b>27</b>	<b>14</b>	<b>27</b>	<b>13</b>
873	Research, development, and testing services .....	18	11	18	10
8731	Commercial physical and biological research .....	—	—	—	—
8732	Commercial economic, sociological, and educational research .....	3	3	3	3
8733	Noncommercial research organizations .....	14	8	14	7
8734	Testing laboratories .....	1	—	1	—
874 ex. 8744	Management and public relations services, except facilities support management services .....	9	3	9	3

# Publication Program

## 1992 CENSUS OF SERVICE INDUSTRIES

Publications of the 1992 Census of Service Industries containing data on service industries establishments in the United States are described below. Publication order forms for specific reports may be obtained from any Department of Commerce district office or from Data User Services Division, Customer Services, Bureau of the Census, Washington, DC 20233-8300. The first results were issued in press releases. Final detailed statistics are issued in separate paperbound reports and compact disc-read only memory (CD-ROM).

### Final Reports

#### Geographic area series—52 reports (SC92-A-1 to -52)

A separate paperbound report containing data for establishments with payroll is published for each State, the District of Columbia, and the United States. For establishments of firms subject to Federal income tax, each State report presents general statistics on number of establishments, receipts, payroll, and employment, by varied service classifications, for the State, metropolitan areas (MA's), counties, and places with 350 service establishments or more, by kind of business. Greater kind-of-business detail is shown for larger areas. In addition, for places with 2,500 inhabitants or more and for all counties, statistics are provided on number of establishments and receipts for 10 major kind-of-business groups. For establishments of firms exempt from Federal income tax, each State report presents statistics on number of establishments, revenue, payroll, and employment by varied service classifications, for the State and MA's. Greater kind-of-business detail is shown for larger areas.

The United States Summary report presents data for the United States as a whole for establishments with payroll of firms subject to Federal income tax, as well as those exempt from Federal income tax, for detailed kind-of-business classifications. Statistics on number of establishments and receipts/revenue are also shown for States and MA's by kind of business.

For each State, the District of Columbia, and the United States, 1992 data are provided on receipts/revenue and employees per establishment and on receipts/revenue and payroll per employee. Comparative statistics showing percent changes in receipts/expenses and payroll between 1987 and 1992 also are shown.

#### Nonemployer statistics series—1 report (SC92-N-1)

This report includes data by kind of business for all establishments, establishments with payroll, and establishments without payroll for the United States and States. Also presented are statistics for establishments without payroll including number of establishments and receipts/revenue by varied service classifications for MA's.

Similar data for counties and places with 2,500 inhabitants or more are available on electronic media only.

#### Subject series—5 reports (SC92-S-1 to -5)

The *Establishment and Firm Size* report (SC92-S-1) presents data for establishments with payroll, based on size of establishment, size of company or firm, and legal form of organization. Establishment statistics are presented by receipts/revenue size and by employment size; statistics for firms, by receipts/revenue size (including concentration by largest firms), by employment size, and by number of establishments operated (single units and multiunits). Statistics are presented by kind of business on the number of establishments, receipts/revenue, payroll, and employment for the United States.

The *Capital Expenditures, Depreciable Assets, and Operating Expenses* report (SC92-S-2) presents data for firms with payroll for the United States by major kind of business. Operating expenses include annual payroll, supplemental labor costs, purchased services, etc. Receipts data also are provided.

Three other reports (*Hotels, Motels, and Other Lodging Places* (SC92-S-3), *Sources of Receipts or Revenue* (SC92-S-4), and *Miscellaneous Subjects* (SC92-S-5)) present data for the United States as a whole and, where feasible, for States and MA's.

### Electronic Media

All data included in the printed reports are available on CD-ROM. The CD-ROM's provide the same information found in the final reports as well as additional information not published in the final reports, such as ZIP Code statistics available from series SC92-Z, and nonemployer data for counties and places from series SC92-N. Electronic media products are available for users who wish to summarize, rearrange, or process large amounts of data. These products, with corresponding technical documentation, are sold by Data User Services Division, Customer Services, Bureau of the Census, Washington, DC 20233-8300.

## OTHER ECONOMIC CENSUS REPORTS

Data on retail trade, wholesale trade, financial, insurance, real estate, construction industries, manufactures, mineral industries, transportation, communications, utilities, enterprise statistics, minority-owned business enterprises, and women-owned businesses also are available from the 1992 Economic Census. A separate series of reports covers the census of outlying areas—Puerto Rico, Virgin Islands of the United States, Guam, and the Northern Marianas. Separate announcements describing these reports are available free of charge from Data User Services Division, Customer Services, Bureau of the Census, Washington, DC 20233-8300.