

1992


Census of

Service Industries

SC92-A-1

GEOGRAPHIC AREA SERIES

Alabama



1992 Census of Service Industries

SC92-A-1

GEOGRAPHIC AREA SERIES

Alabama

Issued December 1994



U.S. Department of Commerce
Ronald H. Brown, Secretary
David J. Barram, Deputy Secretary

Economics and Statistics Administration
Everett M. Ehrlich, Under Secretary
for Economic Affairs

BUREAU OF THE CENSUS
Martha Farnsworth Riche, Director

Acknowledgments

Many persons participated in the various activities of the 1992 Census of Service Industries. The overall planning and review of the census operations were performed by the Economic Census Staff of the Economic Planning and Coordination Division.

This report was prepared in the Services Division. **Bobby E. Russell**, Assistant Chief for Census Programs, was responsible for the overall planning, management, and coordination of the census of service industries. Planning and implementation were under the direction of **Jack B. Moody**, Chief, Service Census Branch, with primary staff assistance by **Jack R. Drago**, **Barbara S. Tinari**, **Kirk K. Degler**, **Joseph R. Fuller**, **Susan G. Baker**, **Deborah M. Stempowski**, **Brian D. Gregory**, **Theresa L. Steele**, **Chris E. Blackburn**, **Gary R. Rice**, **M. Craig Schadt**, **Arthur B. Stewart**, **Sandra K. Byrd**, and **Evelyn D. Butler**.

Systems and procedures for mailout, receipt, correspondence, data input, industry classification, other clerical processing, administrative record processing, quality control, and the associated electronic computer programs, were developed in the Economic Planning and Coordination Division.

Mailout preparation and receipt operations, clerical and analytical review activities, data keying, and geocoding review were performed by the staff of the Data Preparation Division, **Judith N. Petty**, Acting Chief.

Geographic coding procedures and associated computer programs were developed by the staff of the Geography Division.

The computer processing systems were developed and coordinated in the Economic Statistical Methods and Programming Division, **Charles P. Pautler, Jr.**, Chief. **H. Ray Dennis**, Assistant Chief for Business Programs, was responsible for design and implementation of the computer systems. The computer programs were prepared under the supervision of **William C. Wester**, Chief, Business Census Branch, and **Steven G. McCraith**, Chief, Utilities and Financial Census Branch, assisted by **Jeffrey S. Rosen**, **Barbara L. Lambert**, **Jacqueline R. Sellers**, and **Tsung C. Chu**. Additional programming assistance was provided by **Robert S. Jewett**.

Computer processing was performed in the Computer Services Division, **Marvin D. Raines**, Chief.

The staff of the Administrative and Publications Services Division, **Walter C. Odom**, Chief, performed planning, design, composition, editorial review, and printing planning and procurement for publications and report forms. **Margaret A. Smith** provided publication coordination and editing.

Special acknowledgment is also due the many businesses whose cooperation has contributed to the publication of these data.

If you have any questions concerning the statistics in this report, call 301-457-2689.



**Economics and Statistics
Administration**

Everett M. Ehrlich, Under Secretary
for Economic Affairs



BUREAU OF THE CENSUS

Martha Farnsworth Riche, Director
Harry A. Scarr, Deputy Director

Paula J. Schneider, Principal Associate
Director for Programs

Thomas L. Mesenbourg, Acting Associate
Director for Economic Programs

Thomas L. Mesenbourg, Assistant Director
for Economic Programs

**ECONOMIC PLANNING AND COORDINATION
DIVISION**

John P. Govoni, Chief

SERVICES DIVISION

Carole A. Ambler, Chief

Introduction to the Economic Census

PURPOSES AND USES OF THE ECONOMIC CENSUS

The economic census is the major source of facts about the structure and functioning of the Nation's economy. It provides essential information for government, business, industry, and the general public.

The economic census furnishes an important part of the framework for such composite measures as the gross domestic product, input/output measures, production and price indexes, and other statistical series that measure short-term changes in economic conditions.

Policymaking agencies of the Federal Government use the data, especially in monitoring economic activity and providing assistance to business.

State and local governments use the data to assess business activities and tax bases within their jurisdictions and to develop programs to attract business.

Trade associations study trends in their own and competing industries and keep their members informed of market changes.

Individual businesses use the data to locate potential markets and to analyze their own production and sales performance relative to industry or area averages.

AUTHORITY AND SCOPE

Title 13 of the United States Code (sections 131, 191, and 224) directs the Census Bureau to take the economic census every 5 years, covering years ending in 2 and 7. The 1992 Economic Census consists of the following eight censuses:

- Census of Retail Trade
- Census of Wholesale Trade
- Census of Service Industries
- Census of Financial, Insurance, and Real Estate Industries
- Census of Transportation, Communications, and Utilities
- Census of Manufactures
- Census of Mineral Industries
- Census of Construction Industries

Special programs also cover enterprise statistics and minority-owned and women-owned businesses. (The 1992 Census of Agriculture and 1992 Census of Governments are conducted separately.) The next economic census is scheduled to be taken in 1998 covering the year 1997.

AVAILABILITY OF THE DATA

The results of the economic census are available in printed reports for sale by the U.S. Government Printing Office and on compact discs for sale by the Census Bureau. Order forms for all types of products are available on request from Customer Services, Bureau of the Census, Washington, DC 20233-8300. A more complete description of publications being issued from this census is on the inside back cover of this document.

Census facts are also widely disseminated by trade associations, business journals, and newspapers. Volumes containing census statistics are available in most major public and college libraries. Finally, State data centers in every State as well as business and industry data centers in many States also supply economic census statistics.

WHAT'S NEW IN 1992

The 1992 Economic Census covers more of the economy than any previous census. New for 1992 are data on communications, utilities, financial, insurance, and real estate, as well as coverage of more transportation industries. The economic, agriculture, and governments censuses now collectively cover nearly 98 percent of all economic activity.

Among other changes, new 1992 definitions affect the boundaries of about a third of all metropolitan areas. Also, the Survey of Women-Owned Businesses has now been expanded to include all corporations.

HISTORICAL INFORMATION

The economic census has been taken as an integrated program at 5-year intervals since 1967 and before that for 1963, 1958, and 1954. Prior to that time, the individual subcomponents of the economic census were taken separately at varying intervals.

The economic census traces its beginnings to the 1810 Decennial Census, when questions on manufacturing were included with those for population. Coverage of economic activities was expanded for 1840 and subsequent censuses to include mining and some commercial activities. In 1902, Congress established a permanent Census Bureau and directed that a census of manufactures be taken every 5 years. The 1905 Manufactures Census was the first time a census was taken apart from the regular every-10-year population census.

The first census of business was taken in 1930, covering 1929. Initially it covered retail and wholesale trade and construction industries, but it was broadened in 1933 to include some of the service trades.

The 1954 Economic Census was the first census to be fully integrated—providing comparable census data across economic sectors, using consistent time periods, concepts, definitions, classifications, and reporting units. It was the first census to be taken by mail, using lists of firms provided by the administrative records of other Federal agencies. Since 1963, administrative records also have been used to provide basic statistics for very small firms, reducing or eliminating the need to send them census questionnaires. The Enterprise Statistics Program, which publishes combined data from the economic census, was made possible with the implementation of the integrated census program in 1954.

The range of industries covered in the economic censuses has continued to expand. The census of construction industries began on a regular basis in 1967, and the scope of service industries was broadened in 1967, 1977, and 1987. The census of transportation began in 1963 as a set of surveys covering travel, transportation of commodities, and trucks, but expanded in 1987 to cover business establishments in several transportation industries. For 1992, these statistics are incorporated into a broadened census of transportation, communications, and utilities. Also new for 1992 is the census of financial, insurance, and real estate industries. This is part of a gradual expansion in coverage of industries previously subjected to government regulation.

The Survey of Minority-Owned Business Enterprises was first conducted as a special project in 1969 and was incorporated into the economic census in 1972 along with the Survey of Women-Owned Businesses.

An economic census has also been taken in Puerto Rico since 1909, in the Virgin Islands of the United States and Guam since 1958, and in the Commonwealth of the Northern Mariana Islands since 1982.

Statistical reports from the 1987 and earlier censuses provide historical figures for the study of long-term time series and are available in some large libraries. All of the census data published since 1967 are still available for sale on microfiche from the Census Bureau.

AVAILABILITY OF MORE FREQUENT ECONOMIC DATA

While the census provides complete enumerations every 5 years, there are many needs for more frequent data as well. The Census Bureau conducts a number of monthly, quarterly, and annual surveys, with the results appearing in publication series such as Current Business Reports (retail and wholesale trade and service industries), the Annual Survey of Manufactures, Current Industrial Reports, and the Quarterly Financial Report. Most of these surveys, while providing more frequent observations, yield less kind-of-business and geographic detail than the census. The County Business Patterns program offers annual statistics on the number of establishments, employment, and payroll classified by industry within each county.

SOURCES FOR MORE INFORMATION

More information about the scope, coverage, classification system, data items, and publications for each of the economic censuses and related surveys is published in the *Guide to the 1992 Economic Census and Related Statistics*. More information on the methodology, procedures, and history of the census will be published in the *History of the 1992 Economic Census*. Contact Customer Services for information on availability.

Census of Service Industries

GENERAL

The 1992 Census of Service Industries, part of the 1992 Economic Census, covered service industries as defined in Division I of the *Standard Industrial Classification Manual: 1987*¹ (SIC), except Elementary and Secondary Schools (SIC 821), Colleges, Universities, Professional Schools, and Junior Colleges (SIC 822), Labor Unions and Similar Labor Organizations (SIC 863), Political Organizations (SIC 865), Religious Organizations (SIC 866), and Private Households (SIC 881). The census also excluded governmental establishments classified in the covered industries, except for government-operated hospitals which were included.

Data are presented for establishments in the following classifications:

SIC code	Title
70	Hotels, rooming houses, camps, and other lodging places
72	Personal services
73	Business services
75	Automotive repair, services, and parking
76	Miscellaneous repair services
78	Motion pictures
79	Amusement and recreation services
80	Health services
81	Legal services
823, 4, 9	Selected educational services
83	Social services
84	Museums, art galleries, and botanical and zoological gardens
861, 2, 4, 9	Selected membership organizations
87	Engineering, accounting, research, management, and related services
89	Services, not elsewhere classified

This series of reports presents data for service establishments of firms subject to Federal income tax and (in separate tables) of firms which are exempt from Federal income tax under provisions of the Internal Revenue Code. Only establishments with some payroll during the year are included. For a more detailed explanation, see appendix A.

¹*Standard Industrial Classification Manual: 1987*. For sale by Superintendent of Documents, U.S. Government Printing Office, Washington, DC 20402. Stock No. 041-001-00314-2.

Many of the "kinds of business or operation" included in this report are not thought of as commercial businesses, and the terms (such as "business," "establishment," and "firm") used to describe them may not be descriptive of such services, particularly for not-for-profit and professional services. However, these terms are applied to all "kinds of business or operation" in order to maintain conformity in the measures of the production and delivery of goods and services and in the presentation of data.

The basic tabulations in this report do not include data for establishments which are auxiliary (primary function is providing a service, such as warehousing or bookkeeping) to service establishments within the same organization. Data for auxiliaries are presented in a subsequent report issued as part of the 1992 Enterprise Statistics reports.

For the 1992 Census of Service Industries, large- and medium-size firms, plus all firms known to operate more than one establishment, were sent questionnaires to be completed and returned to the Census Bureau by mail. For most very small firms, including those with no paid employees, data from existing administrative records of other Federal agencies were used instead. These records provided basic information on location, kind of business, receipts, payroll, number of employees, and legal form of organization. In addition, more detailed information for selected kinds of business was obtained on the various questionnaires.

Appendix A gives a more detailed explanation of census coverage and methodology.

CENSUS DISCLOSURE RULES

In accordance with Federal law governing census reports, no data are published that would disclose the operations of an individual establishment or business. However, the number of establishments in a kind-of-business classification is not considered a disclosure, so this information may be released even though other information is withheld.

GEOGRAPHIC AREAS COVERED

This report series presents data for the following areas:

1. The United States as a whole.
2. Each State and the District of Columbia.

3. Each consolidated metropolitan statistical area (CMSA) and primary metropolitan statistical area (PMSA) defined by the Office of Management and Budget (OMB) as of June 30, 1993. A CMSA is an area used to facilitate the presentation and analysis of data for large concentrations of metropolitan populations. It includes two or more contiguous PMSA's which have a population of at least 1,000,000² and which meet specific criteria of urban character and of social and economic integration.
4. Each metropolitan statistical area (MSA) defined by the OMB as of June 30, 1993. An MSA is an integrated economic and social unit with a population nucleus of at least 50,000 inhabitants.² Each MSA consists of one or more counties meeting standards of metropolitan character; in New England, cities and towns rather than counties are the component geographic units.
5. The area within the State outside metropolitan areas (MA's).
6. Each county or county equivalent.³ Counties are the primary divisions of States, except in Louisiana where they are called parishes and in Alaska where they are called boroughs and census areas. Maryland, Missouri, Nevada, and Virginia have one place or more that is independent of any county organization and constitutes primary divisions of their States. These places are treated as counties and as places.
7. Each consolidated city.³ Consolidated cities are consolidated governments which consist of separately incorporated municipalities.
8. Each municipality of 2,500 inhabitants or more incorporated as a city, borough, village, or town.^{2 3}

For the economic census, boroughs and census areas in Alaska and boroughs in New York are not included in this category.
9. Special economic urban areas (SEUA's), which include townships in Michigan, New Jersey, and Pennsylvania, and towns in New York, Wisconsin, and the six New England States with 10,000 inhabitants or more.²

DOLLAR VALUES

All dollar values presented in this report are expressed in current dollars, i.e., 1992 data are expressed in 1992 dollars and 1987 data in 1987 dollars. Consequently, when making comparisons to prior years, users of the data should consider the inflation that has occurred.

RELIABILITY OF DATA

All data compiled in this report originated from either census questionnaires or administrative records of other Federal agencies and, therefore, are not subject to sampling errors. However, the data are subject to nonsampling

²According to the 1990 Census of Population or subsequent special census.

³Those defined as of January 1, 1992.

errors. Nonsampling errors can be attributed to many sources: inability to identify all cases in the actual universe; definition and classification difficulties; differences in the interpretation of questions; errors in recording or coding the data obtained; and other errors of collection, response, coverage, processing, and estimation for missing or misreported data.

The accuracy of these tabulated data is determined by the joint effects of the various nonsampling errors. No direct measurement of these effects has been obtained except for estimation for missing or misreported data; however, precautionary steps were taken in all phases of the collection, processing, and tabulation of the data in an effort to minimize the effects of nonsampling errors.

The Bureau of the Census obtains on computer tape limited information extracted from administrative records of other Federal agencies. This information is used in conjunction with other information available to the Census Bureau to develop estimates for nonemployers, small employers, and other establishments for which responses were not received in time for publication. For an indication of the extent that data included in these reports were obtained from the administrative records of other Federal agencies and from estimation, rather than reports directly from respondents, see appendix E. Also, see appendix A for a more detailed explanation of census coverage and methodology.

SPECIAL TABULATIONS

Special tabulations of data collected in the 1992 Census of Service Industries may be obtained, depending on availability of time and personnel, on diskette, computer tape, or in tabular form. The data will be in summary form and subject to the same rules prohibiting disclosure of confidential information (including name, address, kind of business, or other data for individual business establishments or companies) as are the regular publications.

Special tabulations are prepared on a cost basis. A request for a cost estimate, as well as exact specifications on the type and format of the data to be provided, should be directed to the Chief, Services Division, Bureau of the Census, Washington, DC 20233.

To discuss a special tabulation before submitting specifications, call 1-800-541-8345.

ABBREVIATIONS AND SYMBOLS

The following abbreviations and symbols are used in this publication:

- * See kind-of-business descriptions for SIC 72 and SIC 7384 in appendix A for treatment of plant outlets.
- Represents zero.
- (D) Withheld to avoid disclosing data for individual companies; data are included in broader kind-of-business totals.

(IC)	Independent city.	Symbol	Employment Size
(NA)	Not available.		
(X)	Not applicable.	AA	0–19
CMSA	Consolidated metropolitan statistical area.	BB	20–99
MA	Metropolitan area.	CC	100–249
MSA	Metropolitan statistical area.	EE	250–499
n.e.c.	Not elsewhere classified.	FF	500–999
PMSA	Primary metropolitan statistical area.	GG	1,000–2,499
pt.	Part.	HH	2,500–4,999
r	Revised.	II	5,000–9,999
SIC	Standard Industrial Classification.	JJ	10,000–24,999

The following symbols are used in this publication to show employment size ranges for employment data that have been withheld to avoid disclosing data for individual companies (employment size range codes are provided for the first time in the 1992 Economic Census):

KK	25,000–49,999
LL	50,000–99,999
MM	100,000 or more

Users' Guide for Locating Statistics in This Report by Table Number

Information shown in tables	Table															
	1a	1b	2a	2b	3a	3b	4	5	6	7a	7b	8a	8b	9	10	
GEOGRAPHIC AREAS																
The State	X	X	X	X	X	X	X								X	X
CMSA's and MSA's in the State										X	X					
PMSA's in the State										X	X					
Area of the State not in any CMSA, PMSA, or MSA												X	X			
Counties in the State							X		X							X
Places in the State							X	X						X		
DATA ITEMS																
Establishments	X	X			X	X	X	X	X	X	X	X	X	X		X
Receipts	X				X	X	X	X	X	X	X	X	X	X	X	X
Revenue		X									X		X			
Expenses						X							X			
Annual payroll	X	X			X	X	X	X	X	X	X	X	X	X		
First-quarter payroll	X	X					X	X	X	X	X	X	X	X		
Paid employees for pay period including March 12, 1992	X	X			X	X	X	X	X	X	X	X	X	X		
1987 to 1992 comparative statistics					X	X										
Receipts per establishment			X													
Revenue per establishment				X												
Expenses per establishment				X												
Receipts per employee			X													
Revenue per employee				X												
Expenses per employee				X												
Annual payroll per employee			X	X												
Employees per establishment			X	X												
Counties ranked by volume of receipts																X
Places ranked by volume of receipts														X		

Users' Guide for Locating Statistics in the 1992 Census of Service Industries Reports

Report and geographic area	Information shown in reports by kind of business or industry category										
	Number of establishments	Receipts/Revenue (\$1,000)	Payroll (\$1,000)	Number of employees	Selected ratios	Receipts/revenue lines	Receipts size and employment size of establishments and firms	Concentration ratios of largest firms	Single units and multi-units	Legal form of organization	Selected topics
GEOGRAPHIC AREA SERIES											
United States	X	X	X	X	X						
State	X	X	X	X	X						
CMSA, PMSA, MSA	X	X	X	X							
County	X	X	X	X							
Place	X	X	X	X							
NONEMPLOYER STATISTICS SERIES											
United States	X	X									
State	X	X									
CMSA, PMSA, MSA	X	X									
County	X	X									
Place	X	X									
ESTABLISHMENT AND FIRM SIZE (INCLUDING LEGAL FORM OF ORGANIZATION)											
United States	X	X	X	X			X	X	X	X	
CAPITAL EXPENDITURES, DEPRECIABLE ASSETS, AND OPERATING EXPENSES											
United States		X	X								X
RECEIPTS/REVENUE LINES											
United States	X	X				X					
State	X	X				X					
CMSA, PMSA, MSA	X	X				X					
HOTELS, MOTELS, AND OTHER LODGING PLACES											
United States	X	X	X	X		X					X
State	X	X	X	X		X					X
CMSA, PMSA, MSA	X	X				X					X

Report and geographic area	Information shown in reports by kind of business or industry category										
	Number of establishments	Receipts/Revenue (\$1,000)	Payroll (\$1,000)	Number of employees	Selected ratios	Receipts/revenue lines	Receipts size and employment size of establishments and firms	Concentration ratios of largest firms	Single units and multi-units	Legal form of organization	Selected topics
ZIP CODES											
United States	X	X	X	X							
State	X	X	X	X							
MISCELLANEOUS SUBJECTS											
United States	X	X	X	X							X
State	X	X									X
CMSA, PMSA, MSA	X	X									X

Contents

Alabama

[Page numbers listed here omit the prefix that appears as part of the number of each page]

	Page
Introduction to the Economic Census	III
Census of Service Industries	V
Users' Guide for Locating Statistics in This Report by Table Number	VIII
Users' Guide for Locating Statistics in the 1992 Census of Service Industries Reports ...	IX
Summary of Findings	2

FIGURES

1. Percent Change in Receipts and Annual Payroll for Establishments of Firms Subject to Federal Income Tax: 1987 to 1992	3
2. Annual Payroll per Employee for Establishments of Firms Subject to Federal Income Tax: 1992 and 1987	4
Maps	5

TABLES

1a. Summary Statistics for Firms Subject to Federal Income Tax for the State: 1992 ..	7
1b. Summary Statistics for Firms Exempt From Federal Income Tax for the State: 1992	11
2a. Selected Ratios for Firms Subject to Federal Income Tax for the State: 1992	12
2b. Selected Ratios for Firms Exempt From Federal Income Tax for the State: 1992 ..	15
3a. Comparative Statistics for Firms Subject to Federal Income Tax for the State: 1992 and 1987	15
3b. Comparative Statistics for Firms Exempt From Federal Income Tax for the State: 1992 and 1987	19
4. Summary Statistics for Firms Subject to Federal Income Tax for Counties and for Places With 2,500 Inhabitants or More: 1992	20
5. Summary Statistics for Firms Subject to Federal Income Tax for Places With 350 Establishments or More: 1992	28
6. Summary Statistics for Firms Subject to Federal Income Tax for Counties With 350 Establishments or More: 1992	45
7a. Summary Statistics for Firms Subject to Federal Income Tax for Metropolitan Areas: 1992	62
7b. Summary Statistics for Firms Exempt From Federal Income Tax for Metropolitan Areas: 1992	82
8a. Summary Statistics for Firms Subject to Federal Income Tax for the Area Outside Metropolitan Areas: 1992	86
8b. Summary Statistics for Firms Exempt From Federal Income Tax for the Area Outside Metropolitan Areas: 1992	89
9. Places With 2,500 Inhabitants or More Ranked by Volume of Receipts of Firms Subject to Federal Income Tax: 1992	89
10. Counties Ranked by Volume of Receipts of Firms Subject to Federal Income Tax: 1992	90

APPENDIXES

A. General Explanation	A-1
B. Sample Report Form and Instructions	B-1
C. Kind-of-Business Titles and Reporting-Form Numbers	C-1
D. Metropolitan Areas	D-1
E. Percent of Receipts/Revenue Based on Administrative Records and Estimation for the State: 1992	E-1
F. Geographic Notes	F-1
G. Establishments in Business Any Time During Year and Establishments in Business at End of Year for the State: 1992 and 1987	G-1

Publication Program

Inside back cover

Summary of Findings

FIRMS SUBJECT TO FEDERAL INCOME TAX

Data from the 1992 Census of Service Industries show that Alabama's 22,982 service industries establishments of firms with payroll that were subject to Federal income tax had receipts totaling \$13.6 billion. The 1992 data represent an increase of 62.5 percent in receipts for the State since 1987.

For establishments with payroll in 1992, receipts of offices and clinics of medical doctors totaled \$2.2 billion, compared with \$1.4 billion in 1987. Other leading service kinds of business in 1992 were engineering services with \$1.3 billion in receipts, hospitals with \$1.1 billion, and computer programming, data processing, and other computer related services with \$1,000.0 million.

There were 248,289 paid employees (full- and part-time) working in service industries in the State as of mid-March 1992, compared with 189,566 employees in 1987. Large employers included help supply services with 22,612 employees, offices and clinics of doctors of medicine with 22,007 employees, and nursing and personal care facilities with 19,071 employees.

ORGANIZATIONS EXEMPT FROM FEDERAL INCOME TAX

Data for the census show that Alabama's 2,376 service industries establishments of firms and other organizations with payroll that were exempt from Federal income tax had revenue totaling \$5.3 billion and expenses of \$5.0 billion in 1992. The 1992 data represent an increase of 74.8 percent in expenses since 1987.

For establishments with payroll in 1992, revenue of hospitals totaled \$4.0 billion, compared with \$2.3 billion in 1987. Other leading classifications in 1992 were clinics of doctors of medicine and dentists with revenue of \$246.8 million, and civic, social, and fraternal associations with \$112.2 million.

There were 99,261 paid employees (full- and part-time) as of mid-March 1992, compared with 79,522 employees in 1987. Hospitals had 67,084 employees; individual and family social services, 4,303 employees; and civic, social, and fraternal associations, 3,194 employees.

Figure 1. **Percent Change in Receipts and Annual Payroll for Establishments of Firms Subject to Federal Income Tax: 1987 to 1992**

(Includes only establishments with payroll. For meaning of abbreviations and symbols, see introductory text)

Receipts 
Payroll 

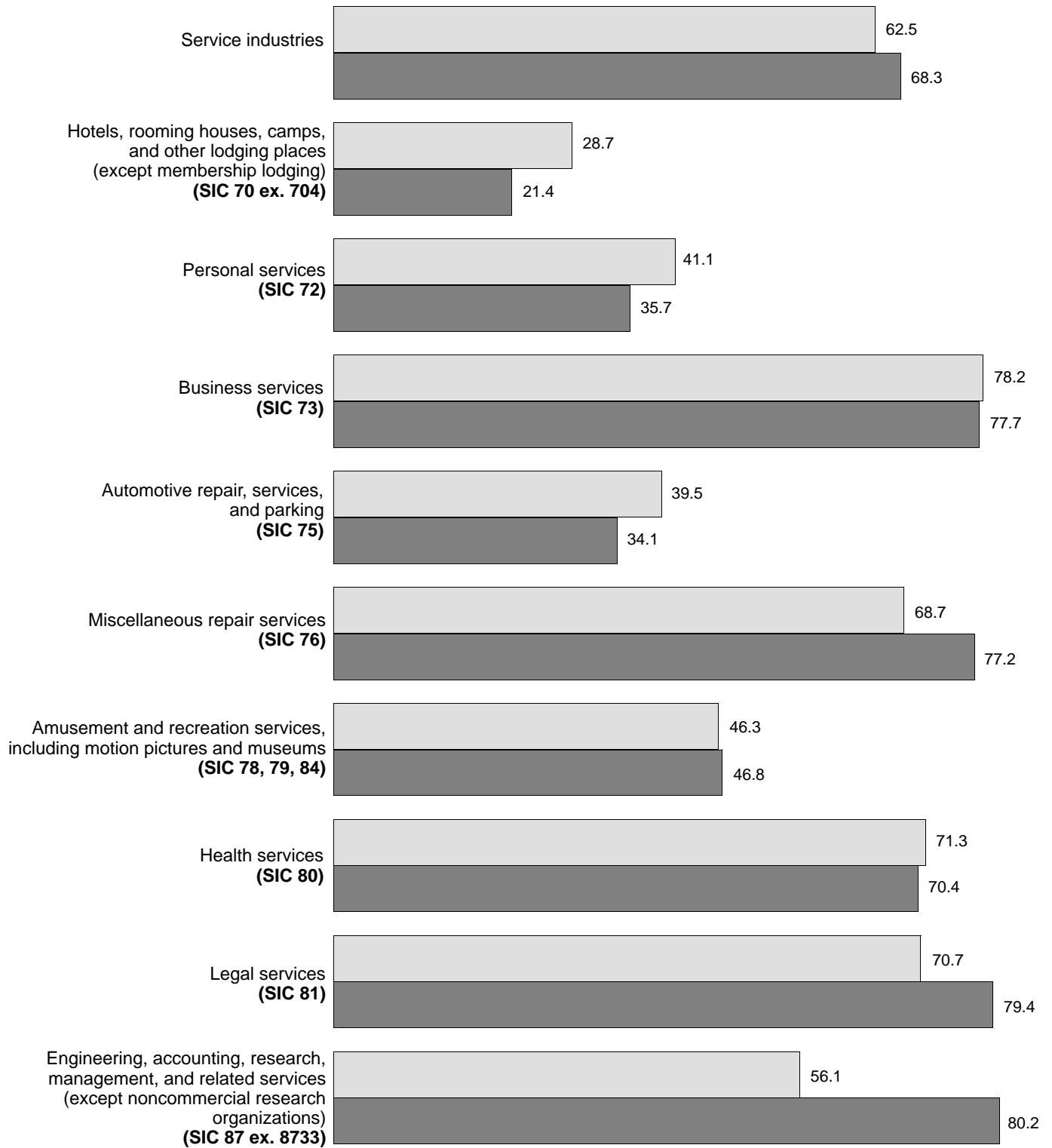




Figure 2. **Annual Payroll per Employee for Establishments of Firms Subject to Federal Income Tax: 1992 and 1987**

(In dollars. For meaning of abbreviations and symbols, see introductory text)

1992 
1987 

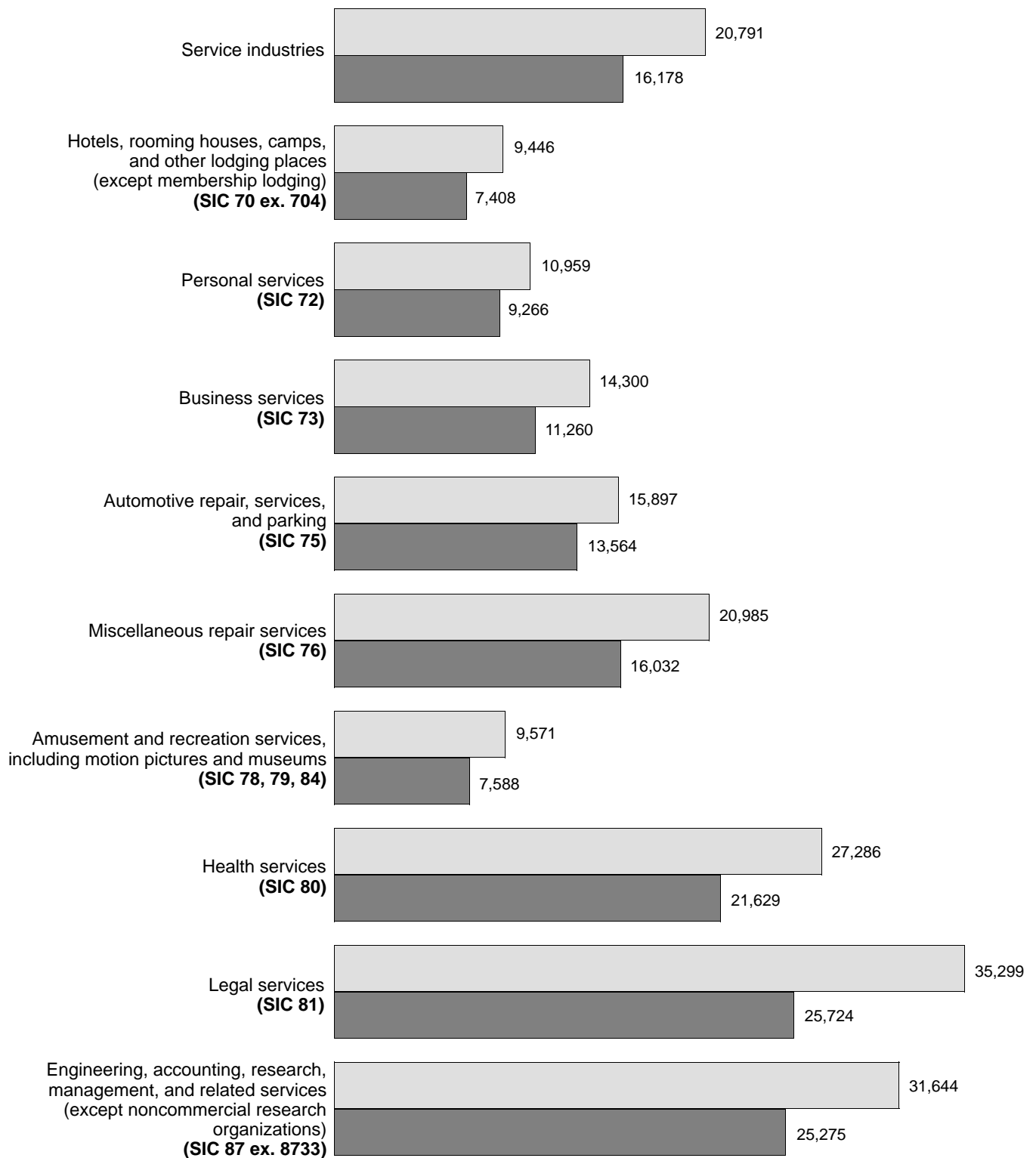




Table 1a. Summary Statistics for Firms Subject to Federal Income Tax for the State: 1992

[Includes only establishments with payroll. For meaning of abbreviations and symbols, see introductory text. For explanation of terms and comparability of 1987 and 1992 censuses, see appendix A]

SIC code	Kind of business or operation	Establishments (number)	Receipts (\$1,000)	Annual payroll (\$1,000)	First-quarter payroll (\$1,000)	Paid employees for pay period including March 12 (number)
	Total	22 982	13 649 233	5 162 176	1 150 158	248 289
70 ex. 704	Hotels, rooming houses, camps, and other lodging places (except membership lodging)	545	451 464	115 790	26 302	12 258
	Hotels and motels	490	438 000	112 082	25 521	11 967
7011	Hotels	150	246 628	67 755	15 761	6 825
7011 pt.	Hotels, 25 guestrooms or more	128	244 793	67 487	15 701	6 778
7011 pt.	Hotels, less than 25 guestrooms	22	1 835	268	60	47
7011 pt.	Motels, motor hotels, and tourist courts	340	191 372	44 327	9 760	5 142
7011 pt.	Motels, tourist courts	296	143 195	32 162	6 874	3 846
7011 pt.	Motor hotels	44	48 177	12 165	2 886	1 296
702, 3	Other lodging places	55	13 464	3 708	781	291
702	Rooming and boarding houses	14	1 391	356	89	52
703	Camps and recreational vehicle parks	41	12 073	3 352	692	239
7032	Sporting and recreational camps	14	3 671	1 016	176	51
7033	Recreational vehicle parks and campsites	27	8 402	2 336	516	188
72	Personal services	2 981	583 599	194 087	47 422	17 710
721	Laundry, cleaning, and garment services	871	253 477	90 920	21 717	7 532
7211	Power laundries, family and commercial*	40	9 890	3 826	837	345
7213	Linen supply*	17	36 763	13 245	3 175	828
7215	Coin-operated laundries and drycleaning	172	18 637	4 531	1 012	548
7215 pt.	Coin-operated laundries and drycleaning stores	168	15 816	4 065	903	525
7215 pt.	Coin-operated laundry routes	4	2 821	466	109	23
7216	Drycleaning plants, except rug cleaning*	418	93 949	37 073	9 004	3 584
7217	Carpet and upholstery cleaning	100	15 804	5 181	1 317	552
7218	Industrial laundries*	23	69 381	24 209	5 709	1 352
7212, 9	Other laundry, cleaning, and garment services*	101	9 053	2 855	663	323
7212	Garment pressing, and agents for laundries and drycleaners	29	3 804	1 194	283	129
7219	Laundry and garment services, n.e.c.*	72	5 249	1 661	380	194
722	Photographic studios, portrait	210	57 341	11 625	2 574	1 013
723, 4	Beauty and barber shops	1 276	107 294	45 488	10 913	4 593
723	Beauty shops	1 211	102 670	43 546	10 487	4 428
724	Barber shops	65	4 624	1 942	426	165
725	Shoe repair shops and shoeshine parlors	43	3 807	845	209	89
726	Funeral service and crematories	239	112 971	31 074	7 292	1 758
729	Miscellaneous personal services	342	48 709	14 135	4 717	2 725
7291	Tax return preparation services	130	16 208	5 843	2 743	1 831
7299	Miscellaneous personal services, n.e.c.	212	32 501	8 292	1 974	894
7299 pt.	Massage parlors, tanning salons, and saunas	55	3 048	666	166	128
7299 pt.	Other personal services	157	29 453	7 626	1 808	766
7299 pt.	Diet and weight reducing services	66	13 748	2 617	671	286
7299 pt.	Formal wear rental	42	7 925	2 151	508	185
7299 pt.	Other personal services, n.e.c.	49	7 780	2 858	629	295
73	Business services	3 316	2 335 480	892 108	206 938	62 384
731	Advertising	200	130 582	46 917	11 575	1 696
7311	Advertising agencies	140	62 036	27 398	6 923	897
7312	Outdoor advertising services	22	30 793	6 237	1 415	269
7313	Radio, television, publishers' advertising representatives	17	20 858	10 473	2 598	360
7313 pt.	Radio, television advertising representatives	8	(D)	(D)	(D)	BB
7313 pt.	Publishers' advertising representatives	9	(D)	(D)	(D)	EE
7319	Advertising, n.e.c.	21	16 895	2 809	639	170
732	Consumer credit reporting agencies, mercantile reporting agencies, and adjustment and collection agencies	93	57 021	18 192	4 376	1 022
7322	Adjustment and collection services	63	26 566	9 416	2 231	554
7323	Credit reporting services	30	30 455	8 776	2 145	468
733	Mailing, reproduction, commercial art and photography, and stenographic services	201	67 601	19 438	4 625	1 132
7331	Direct mail advertising services	31	21 138	4 911	1 296	369
7331 pt.	Mailing list compilers, brokers, and managers	11	12 928	3 105	827	244
7331 pt.	Direct mail advertising services, except mailing list services	20	8 210	1 806	469	125
7334	Photocopying and duplicating services	49	23 154	6 742	1 515	411
7334 pt.	Blueprinting and duplicating services	46	(D)	(D)	(D)	EE
7334 pt.	Duplicating services, except printing and photocopying	3	(D)	(D)	(D)	AA
7335, 6	Commercial photography, art, and graphics	79	12 285	3 454	768	189
7335	Commercial photography	28	3 692	854	178	53
7336	Commercial art and graphic design	51	8 593	2 600	590	136
7336 pt.	Commercial art	8	490	79	27	9
7336 pt.	Graphic arts and related design	43	8 103	2 521	563	127
7338	Secretarial and court reporting services	42	11 024	4 331	1 046	163
734	Services to dwellings and other buildings	769	202 173	94 186	22 135	11 456
7342	Disinfecting and pest control services	249	87 610	33 117	7 375	1 818
7349	Building cleaning and maintenance services, n.e.c.	520	114 563	61 069	14 760	9 638
735	Miscellaneous equipment rental and leasing	435	223 090	50 671	11 549	2 757
7352	Medical equipment rental and leasing	62	28 052	5 829	1 468	362
7353	Heavy construction equipment rental and leasing	59	47 177	12 321	2 931	540
7353 pt.	Rental and leasing of heavy construction equipment without operators	35	38 669	9 605	2 254	403
7353 pt.	Rental and leasing of heavy construction equipment with operators	24	8 508	2 716	677	137
7359	Equipment rental and leasing, n.e.c.	314	147 861	32 521	7 150	1 855
7359 pt.	Equipment rental	278	121 951	26 091	5 886	1 580
7359 pt.	Rent-to-own	85	31 064	6 752	1 500	401
7359 pt.	Equipment rental, except rent-to-own	193	90 887	19 339	4 386	1 179
7359 pt.	Equipment leasing, except finance leasing	36	25 910	6 430	1 264	275

Table 1a. Summary Statistics for Firms Subject to Federal Income Tax for the State: 1992—Con.

[Includes only establishments with payroll. For meaning of abbreviations and symbols, see introductory text. For explanation of terms and comparability of 1987 and 1992 censuses, see appendix A]

SIC code	Kind of business or operation	Establishments (number)	Receipts (\$1,000)	Annual payroll (\$1,000)	First-quarter payroll (\$1,000)	Paid employees for pay period including March 12 (number)
73	Business services—Con.					
736	Personnel supply services -----	308	302 448	215 086	47 319	22 908
7361	Employment agencies -----	86	10 677	4 389	910	296
7363	Help supply services -----	222	291 771	210 697	46 409	22 612
7363 pt.	Temporary help supply -----	171	229 248	163 191	34 969	17 173
7363 pt.	Help supply, except temporary -----	51	62 523	47 506	11 440	5 439
7363 pt.	Employee leasing -----	41	57 203	43 857	10 686	5 194
7363 pt.	Other help supply services -----	10	5 320	3 649	754	245
737	Computer programming, data processing, and other computer related services -----	513	999 962	314 449	73 396	9 218
7371, 2, 3	Computer programming, prepackaged software, and integrated systems -----	322	591 553	193 564	44 200	5 089
7371	Computer programming services -----	200	222 950	91 876	21 059	2 534
7372	Prepackaged software -----	54	74 146	24 661	5 592	644
7373	Computer integrated systems -----	68	294 457	77 027	17 549	1 911
7374, 5, 6	Data processing services -----	89	346 190	104 578	25 066	3 598
7374, 5	Computer processing, information retrieval -----	83	(D)	(D)	(D)	GG
7374	Computer processing and data preparation and processing services -----	77	(D)	(D)	(D)	GG
7375	Information retrieval services -----	6	5 679	1 296	65	18
7376	Computer facilities management services -----	6	(D)	(D)	(D)	GG
7377, 8, 9	Computer rental and leasing, maintenance, and related services, n.e.c. -----	102	62 219	16 307	4 130	531
7377	Computer rental and leasing -----	6	(D)	(D)	(D)	AA
7378	Computer maintenance and repair -----	64	49 700	12 387	3 188	410
7379	Computer related services, n.e.c. -----	32	(D)	(D)	(D)	CC
7379 pt.	Computer consultants -----	27	10 549	3 368	821	96
7379 pt.	Miscellaneous computer services, n.e.c. -----	5	(D)	(D)	(D)	AA
738	Miscellaneous business services -----	797	352 603	133 169	31 963	12 195
7381, 2	Detective agencies and protective services -----	209	113 644	64 170	15 675	6 837
7381	Detective, guard, and armored car services -----	175	84 166	55 253	13 613	6 395
7381 pt.	Detective agencies and guard services -----	160	77 255	52 406	12 915	6 197
7381 pt.	Armored car services -----	15	6 911	2 847	698	198
7382	Security systems services -----	34	29 478	8 917	2 062	442
7383	News syndicates -----	3	(D)	(D)	(D)	AA
7384	Photofinishing laboratories* -----	69	31 481	9 002	2 052	669
7384 pt.	Photofinishing laboratories, except "one-hour" (mini) labs* -----	33	23 535	7 409	1 681	509
7384 pt.	One-hour (mini) photofinishing* -----	36	7 946	1 593	371	160
7389	Business services, n.e.c. -----	516	(D)	(D)	(D)	HH
7389 pt.	Sign painting shops -----	33	5 872	1 831	406	108
7389 pt.	Interior designing -----	86	19 853	3 021	663	201
7389 pt.	Telephone answering services -----	33	8 180	3 890	966	422
7389 pt.	Other business services -----	364	(D)	(D)	(D)	HH
7389 pt.	Water softening and conditioning services -----	5	(D)	(D)	(D)	CC
7389 pt.	Packaging and labeling services -----	19	4 911	1 494	389	131
7389 pt.	Trading stamp services -----	2	(D)	(D)	(D)	AA
7389 pt.	Miscellaneous business services -----	338	163 435	48 781	11 465	3 688
7389 pt.	Convention and trade show services -----	11	6 392	2 543	699	140
7389 pt.	Private mail centers -----	25	5 828	1 486	414	131
7389 pt.	Miscellaneous business services, n.e.c. -----	302	151 215	44 752	10 352	3 417
75	Automotive repair, services, and parking -----	2 471	822 491	181 833	43 178	11 438
751	Automotive rental and leasing, without drivers -----	164	219 012	29 572	6 749	1 592
7513	Truck rental and leasing, without drivers -----	78	100 192	12 471	2 905	634
7513 pt.	Truck rental, without drivers -----	30	46 521	5 032	1 197	262
7513 pt.	Truck leasing, except finance leasing -----	48	53 671	7 439	1 708	372
7514, 5	Passenger car rental and leasing -----	86	118 820	17 101	3 844	958
7514	Passenger car rental -----	73	78 357	11 689	2 750	757
7515	Passenger car leasing -----	13	40 463	5 412	1 094	201
7519	Utility trailer and recreational vehicle rental -----	-	-	-	-	-
752	Automobile parking -----	51	5 545	1 066	252	135
7521 pt.	Parking lots -----	45	(D)	(D)	(D)	BB
7521 pt.	Parking structures -----	6	(D)	(D)	(D)	BB
753	Automotive repair shops -----	1 980	522 177	128 655	30 468	7 646
7532	Top, body, and upholstery repair shops and paint shops -----	560	170 817	44 262	10 851	2 583
7532 pt.	Top and body repair shops -----	507	160 256	41 054	10 225	2 411
7532 pt.	Paint shops -----	53	10 561	3 208	626	172
7538	General automotive repair shops -----	978	210 275	52 211	12 210	3 206
7538 pt.	General automotive repair shops, except diesel -----	870	173 302	41 808	9 877	2 622
7538 pt.	Diesel repair shops -----	108	36 973	10 403	2 333	584
7533, 4, 6, 7, 9	Other automotive repair shops -----	442	141 085	32 182	7 407	1 857
7533	Automotive exhaust system repair shops -----	66	16 318	3 967	960	236
7534	Tire retreading and repair shops -----	42	41 522	5 498	1 337	344
7536	Automotive glass replacement shops -----	70	23 682	5 494	1 295	325
7537	Automotive transmission repair shops -----	125	25 650	6 805	1 609	414
7539	Automotive repair shops, n.e.c. -----	139	33 913	10 418	2 206	538
7539 pt.	Radiator repair -----	36	9 205	2 869	574	131
7539 pt.	Brake, front end, and wheel alignment -----	48	11 849	3 502	778	193
7539 pt.	Automotive electrical and fuel system services -----	47	10 710	3 456	805	196
7539 pt.	Carburetor repair shops -----	9	2 944	949	208	44
7539 pt.	Automotive electrical repair shops -----	38	7 766	2 507	597	152
7539 pt.	Other automotive repair shops, n.e.c. -----	8	2 149	591	49	18
754	Automotive services, except repair -----	276	75 757	22 540	5 709	2 065
7542	Carwashes -----	153	33 994	10 263	2 898	1 314
7549	Automotive services, except repair and carwashes -----	123	41 763	12 277	2 811	751
7549 pt.	Lubrication shops -----	73	29 620	8 375	1 924	481
7549 pt.	Other automotive services -----	50	12 143	3 902	887	270
7549 pt.	Towing services -----	41	11 014	3 587	819	238
7549 pt.	Other automotive services, n.e.c. -----	9	1 129	315	68	32

Table 1a. Summary Statistics for Firms Subject to Federal Income Tax for the State: 1992—Con.

[Includes only establishments with payroll. For meaning of abbreviations and symbols, see introductory text. For explanation of terms and comparability of 1987 and 1992 censuses, see appendix A]

SIC code	Kind of business or operation	Establishments (number)	Receipts (\$1,000)	Annual payroll (\$1,000)	First-quarter payroll (\$1,000)	Paid employees for pay period including March 12 (number)
76	Miscellaneous repair services	1 169	491 484	152 981	35 949	7 290
762	Electrical repair shops	365	169 356	59 393	14 321	2 834
7622	Radio and television repair shops	114	23 013	6 941	1 554	438
7623, 9	Other electrical and electronic repair shops	251	146 343	52 452	12 767	2 396
7623	Refrigeration and air-conditioning service and repair shops	56	27 580	6 824	1 510	294
7629	Electrical and electronic repair shops, n.e.c.	195	118 763	45 628	11 257	2 102
763	Watch, clock, and jewelry repair	15	1 534	447	114	35
764	Reupholstery and furniture repair	118	12 766	3 563	906	338
769	Miscellaneous repair and related services	671	307 828	89 578	20 608	4 083
7692	Welding repair	88	20 233	5 304	1 305	337
7694	Armature rewinding shops	73	77 541	23 668	5 635	887
7699	Repair shops and related services, n.e.c.	510	210 054	60 606	13 668	2 859
7699 pt.	Farm machinery and equipment repair	14	4 388	951	201	66
7699 pt.	Lawnmower and other small gasoline engine repair	56	10 419	1 911	402	133
7699 pt.	Sewer and septic tank cleaning services	39	15 509	4 952	1 092	247
7699 pt.	Other repair and related services, n.e.c.	401	179 738	52 792	11 973	2 413
78, 79, 84	Amusement and recreation services, including motion pictures and museums	1 275	470 845	98 883	22 411	10 332
781, 2	Motion picture production, distribution, and services	48	38 453	4 711	1 127	275
7812 pt.	Motion picture production, except for television	22	3 910	1 309	423	126
7812 pt.	Motion picture and tape production for television	11	(D)	(D)	(D)	BB
7819	Services allied to motion picture production	12	2 903	1 058	149	34
7822 pt.	Motion picture film and tape distributors	3	(D)	(D)	(D)	BB
7822 pt.	Motion picture film exchanges	3	(D)	(D)	(D)	BB
7822 pt.	Video tape wholesalers	—	—	—	—	—
7822 pt.	Film and tape distribution for television	—	—	—	—	—
7829	Services allied to motion picture distribution	—	—	—	—	—
783	Motion picture theaters	67	42 403	5 928	1 387	921
7832	Motion picture theaters, except drive-in	66	(D)	(D)	(D)	FF
7833	Drive-in motion picture theaters	1	(D)	(D)	(D)	AA
784	Video tape rental	381	82 035	17 316	4 456	2 300
792	Theatrical producers (except motion picture), bands, orchestras, and entertainers	38	20 669	4 636	1 041	375
7922	Theatrical producers (except motion picture) and miscellaneous theatrical services	10	(D)	(D)	(D)	BB
7922 pt.	Producers of live theatrical productions	5	675	246	44	15
7922 pt.	Producers of radio and television shows, except tape producers	—	—	—	—	—
7922 pt.	Artists' and entertainers' managers or agents, concert bureaus, booking agents	2	(D)	(D)	(D)	AA
7922 pt.	Other theatrical services	3	(D)	(D)	(D)	AA
7929	Bands, orchestras, actors, and other entertainers and entertainment groups	28	(D)	(D)	(D)	EE
7929 pt.	Dance groups and artists	2	(D)	(D)	(D)	BB
7929 pt.	Symphony orchestras, opera companies, and chamber music organizations	—	—	—	—	—
7929 pt.	Other music and entertainment presentations	26	18 571	3 954	923	323
7929 pt.	Other music groups and artists	18	12 218	3 192	730	190
7929 pt.	Other entertainers and entertainment groups	8	6 353	762	193	133
793	Bowling centers	40	17 678	5 251	1 284	604
79 ex. 792, 3, 84	Commercial sports and other amusement and recreation services, including museums	701	269 607	61 041	13 116	5 857
794	Commercial sports	42	111 461	20 696	4 441	1 636
7941	Professional sports clubs, managers, promoters	11	6 484	1 752	529	114
7941 pt.	Baseball clubs	2	(D)	(D)	(D)	BB
7941 pt.	Football clubs	1	(D)	(D)	(D)	BB
7941 pt.	Other professional sports clubs	1	(D)	(D)	(D)	AA
7941 pt.	Managers and promoters	7	3 745	370	106	27
7948	Racing, including track operation	31	104 977	18 944	3 912	1 522
7948 pt.	Auto racetrack operation	9	(D)	(D)	(D)	BB
7948 pt.	Horse racetrack operation	—	—	—	—	—
7948 pt.	Dog racetrack operation	4	84 795	15 294	3 229	1 374
7948 pt.	Racing stables and racing, n.e.c.	18	(D)	(D)	(D)	BB
79 ex. 792, 3, 4, 84	Other amusement and recreation services, including museums	659	158 146	40 345	8 675	4 221
791	Dance studios, schools, and halls	95	9 975	2 910	740	422
7991	Physical fitness facilities	126	22 650	7 520	1 776	1 102
7991 pt.	Physical fitness centers, except gymnasiums and athletic clubs	105	19 181	6 290	1 508	895
7991 pt.	Gymnasiums and athletic clubs	21	3 469	1 230	268	207
7992	Public golf courses	38	16 116	4 947	917	335
7993	Coin-operated amusement devices	55	16 205	2 565	616	216
7996	Amusement parks	8	3 461	935	104	57
7997	Membership sports and recreation clubs	106	39 615	11 848	2 612	1 049
7999, 84	Amusement and recreation services, including museums, n.e.c.	231	50 124	9 620	1 910	1 040
7999 pt.	Concession operators of amusement devices and rides	5	350	64	11	10
7999 pt.	Carnivals, circuses, and fairs	10	3 726	566	31	41
7999 pt.	Carnivals and circuses	4	(D)	(D)	(D)	AA
7999 pt.	Fairs	6	(D)	(D)	(D)	BB
7999 pt., 84	Other recreation and amusements, including museums	216	46 048	8 990	1 868	989
84	Museums, art galleries, and botanical and zoological gardens	2	(D)	(D)	(D)	BB
841	Museums and art galleries	2	(D)	(D)	(D)	BB
842	Arboreta and botanical or zoological gardens	—	—	—	—	—
7999 pt.	Roller skating rinks	43	6 135	1 635	422	257
7999 pt.	Ice skating rinks	2	(D)	(D)	(D)	BB
7999 pt.	Other amusement and recreation services, n.e.c.	169	(D)	(D)	(D)	FF

Table 1a. Summary Statistics for Firms Subject to Federal Income Tax for the State: 1992—Con.

[Includes only establishments with payroll. For meaning of abbreviations and symbols, see introductory text. For explanation of terms and comparability of 1987 and 1992 censuses, see appendix A]

SIC code	Kind of business or operation	Establishments (number)	Receipts (\$1,000)	Annual payroll (\$1,000)	First-quarter payroll (\$1,000)	Paid employees for pay period including March 12 (number)
80	Health services	5 519	4 925 082	2 110 251	443 934	77 338
801	Offices and clinics of doctors of medicine	2 611	2 194 200	1 136 888	219 271	22 007
8011 pt.	Offices of doctors of medicine	2 554	2 126 195	1 117 431	214 886	20 857
8011 pt.	General medical clinics	57	68 005	19 457	4 385	1 150
802	Offices and clinics of dentists	1 331	423 367	151 539	31 958	6 829
8021 pt.	Offices of dentists	1 325	421 914	150 960	31 836	6 804
8021 pt.	Dental clinics	6	1 453	579	122	25
803	Offices and clinics of doctors of osteopathy	32	10 073	3 614	959	134
8031 pt.	Offices of osteopathic physicians	31	(D)	(D)	(D)	CC
8031 pt.	Osteopathic clinics	1	(D)	(D)	(D)	AA
804	Offices and clinics of other health practitioners	734	184 669	59 210	13 060	2 978
8041	Offices and clinics of chiropractors	282	50 995	14 243	3 227	859
8042	Offices and clinics of optometrists	229	65 608	16 647	3 699	900
8043	Offices and clinics of podiatrists	49	15 910	6 751	1 324	229
8049	Offices and clinics of health practitioners, n.e.c.	174	52 156	21 569	4 810	990
805	Nursing and personal care facilities	212	488 645	231 329	54 194	19 071
8051	Skilled nursing care facilities	187	474 408	225 772	52 974	18 483
8052	Intermediate care facilities	11	12 170	4 869	1 076	486
8059	Nursing and personal care facilities, n.e.c.	14	2 067	688	144	102
806	Hospitals	42	1 090 520	324 254	79 476	14 759
8062	General medical and surgical hospitals	31	970 042	287 129	70 476	13 370
8063, 9	Specialty hospitals	11	120 478	37 125	9 000	1 389
8063	Psychiatric hospitals	5	48 509	15 198	3 769	626
8069	Specialty hospitals, except psychiatric	6	71 969	21 927	5 231	763
807, 8, 9	Other health services	557	533 608	203 417	45 016	11 560
807	Medical and dental laboratories	242	200 580	68 054	14 451	2 790
8071	Medical laboratories	116	168 931	54 196	11 280	2 100
8072	Dental laboratories	126	31 649	13 858	3 171	690
808	Home health care services	142	180 748	88 070	19 413	6 432
809	Miscellaneous health and allied services, n.e.c.	173	152 280	47 293	11 152	2 338
8092	Kidney dialysis centers	32	62 374	13 135	3 431	597
8093	Specialty outpatient facilities, n.e.c.	102	67 609	26 895	6 176	1 251
8099	Health and allied services, n.e.c.	39	22 297	7 263	1 545	490
81	Legal services	1 979	959 515	367 142	76 618	10 401
823, 4, 9	Selected educational services	131	40 430	15 510	7 329	1 237
823	Libraries	2	(D)	(D)	(D)	AA
824	Vocational schools	64	32 924	13 321	6 803	963
8243	Data processing schools	10	4 304	1 871	597	110
8244	Business and secretarial schools	21	5 556	2 374	722	197
8249	Vocational schools, n.e.c.	33	23 064	9 076	5 484	656
829	Schools and educational services, n.e.c.	65	(D)	(D)	(D)	EE
83	Social services	914	150 308	60 642	14 005	7 017
835	Child day care services	650	74 637	33 746	7 812	4 956
832, 3, 6, 9	Other social services	264	75 671	26 896	6 193	2 061
832	Individual and family social services	83	13 396	4 538	1 004	293
833	Job training and vocational rehabilitation services	46	13 652	4 682	1 100	236
836	Residential care	125	44 699	16 269	3 753	1 389
839	Social services, n.e.c.	10	3 924	1 407	336	143
87 ex. 8733	Engineering, accounting, research, management, and related services (except noncommercial research organizations)	2 589	2 392 601	963 609	224 191	30 452
871	Engineering, architectural, and surveying services	886	1 393 003	514 574	122 092	13 094
8711	Engineering services	537	1 256 237	458 587	110 170	11 002
8712	Architectural services	202	105 681	40 629	8 552	1 290
8713	Surveying services	147	31 085	15 358	3 370	802
872	Accounting, auditing, and bookkeeping services	992	306 386	144 287	32 156	6 335
873 ex. 8733	Research, development, and testing services (except noncommercial research organizations)	144	235 135	105 691	25 546	3 056
8731	Commercial physical and biological research	56	141 692	67 208	15 754	1 605
8731 pt.	Commercial physical research	39	132 145	63 614	14 978	1 490
8731 pt.	Commercial medical and biological research	17	9 547	3 594	776	115
8732	Commercial economic, sociological, and educational research	27	12 910	5 156	1 335	295
8734	Testing laboratories	61	80 533	33 327	8 457	1 156
874	Management and public relations services	567	458 077	199 057	44 397	7 967
8741	Management services	188	101 157	51 176	10 836	1 648
8742	Management consulting services	239	97 634	46 038	9 748	2 136
8743	Public relations services	30	6 687	1 697	408	79
8744	Facilities support management services	11	235 526	93 847	22 019	3 829
8748	Business consulting services, n.e.c.	99	17 073	6 299	1 386	275
89	Services, n.e.c.	93	25 934	9 340	1 881	432
8999 pt.	Scientific and related consulting services, except environmental	22	3 842	1 503	323	50
8999 pt.	Other services	71	22 092	7 837	1 558	382
8999 pt.	Environmental consulting	22	13 857	5 141	1 111	254
8999 pt.	Authors, composers, and other arts-related services	10	2 347	1 006	109	32
8999 pt.	Other services, n.e.c.	39	5 888	1 690	338	96

Table 1b. Summary Statistics for Firms Exempt From Federal Income Tax for the State: 1992

[Includes only establishments with payroll. For meaning of abbreviations and symbols, see introductory text. For explanation of terms and comparability of 1987 and 1992 censuses, see appendix A]

SIC code	Kind of business or operation	Establishments (number)	Revenue (\$1,000)	Annual payroll (\$1,000)	First-quarter payroll (\$1,000)	Paid employees for pay period including March 12 (number)
	Total	2 376	5 319 415	2 148 187	515 774	99 261
7032, 704	Camps and membership lodging	46	9 623	1 513	393	179
7032	Sporting and recreational camps	12	2 190	588	112	52
704	Organization hotels and lodging houses, on membership basis	34	7 433	925	281	127
792, 7991 pt., 7997, 7999 pt., 84	Selected amusement, recreation, and related services	190	106 173	41 235	9 572	3 260
792	Theatrical producers (except motion picture), bands, orchestras, and entertainers	24	13 441	6 649	1 979	463
7922	Theatrical producers (except motion picture) and miscellaneous theatrical services	13	7 317	3 374	913	202
7922 pt.	Producers of live theatrical productions	11	(D)	(D)	(D)	CC
7922 pt.	Producers of radio and television shows, except tape	—	—	—	—	—
7922 pt.	Artists' and entertainers' managers or agents, concert bureaus, booking agents	—	—	—	—	—
7922 pt.	Other theatrical services	2	(D)	(D)	(D)	AA
7929	Bands, orchestras, actors, and other entertainers and entertainment groups	11	6 124	3 275	1 066	261
7929 pt.	Dance groups and artists	3	(D)	(D)	(D)	BB
7929 pt.	Symphony orchestras, opera companies, and chamber music organizations	5	5 442	2 963	971	214
7929 pt.	Other music groups and artists	3	(D)	(D)	(D)	AA
7929 pt.	Other entertainers and entertainment groups	—	—	—	—	—
7991 pt., 7997	Gymnasiums, athletic clubs, and membership sports and recreation clubs	131	80 081	31 552	6 868	2 585
7991 pt.	Gymnasiums and athletic clubs	6	(D)	(D)	(D)	CC
7997	Membership sports and recreation clubs	125	(D)	(D)	(D)	GG
7999 pt.	Fairs	5	2 404	262	55	12
84	Museums, art galleries, and botanical and zoological gardens	30	10 247	2 772	670	200
841	Museums and art galleries	25	8 054	2 233	544	144
842	Arboreta and botanical or zoological gardens	5	2 193	539	126	56
8011 pt.; 8021 pt.; 805, 6, 8, 9	Selected health services	333	4 475 734	1 866 302	448 372	77 073
8011 pt., 8021 pt.	Clinics of doctors of medicine and dentists	80	246 816	99 777	23 509	3 085
8011 pt.	General medical clinics	79	(D)	(D)	(D)	HH
8021 pt.	Dental clinics	1	(D)	(D)	(D)	AA
805	Nursing and personal care facilities	33	53 669	25 943	7 079	2 620
8051	Skilled nursing care facilities	16	43 038	20 750	5 511	1 994
8052	Intermediate care facilities	15	(D)	(D)	(D)	EE
8059	Nursing and personal care facilities, n.e.c.	2	(D)	(D)	(D)	CC
806	Hospitals	98	4 024 178	1 664 686	400 465	67 084
8062	General medical and surgical hospitals	89	3 726 237	1 497 509	359 754	60 658
8062 pt.	General medical and surgical hospitals, nongovernment	30	1 456 339	558 833	134 622	24 455
8062 pt.	General medical and surgical hospitals, government	59	2 269 898	938 676	225 132	36 203
8063, 9	Specialty hospitals	9	297 941	167 177	40 711	6 426
8063	Psychiatric hospitals	5	151 379	102 433	25 101	3 934
8063 pt.	Psychiatric hospitals, nongovernment	—	—	—	—	—
8063 pt.	Psychiatric hospitals, government	5	151 379	102 433	25 101	3 934
8069	Specialty hospitals, except psychiatric	4	146 562	64 744	15 610	2 492
8069 pt.	Specialty hospitals, except psychiatric; nongovernment	4	146 562	64 744	15 610	2 492
8069 pt.	Specialty hospitals, except psychiatric; government	—	—	—	—	—
808, 9	Other health services	122	151 071	75 896	17 319	4 284
808	Home health care services	33	57 489	31 970	6 845	1 989
809	Miscellaneous health and allied services, n.e.c.	89	93 582	43 926	10 474	2 295
8092	Kidney dialysis centers	3	(D)	(D)	(D)	BB
8093	Specialty outpatient facilities, n.e.c.	79	(D)	(D)	(D)	GG
8099	Health and allied services, n.e.c.	7	(D)	(D)	(D)	EE
8111 pt.	Legal aid societies and similar legal services	23	(D)	(D)	(D)	CC
823, 4, 9	Selected educational services	60	(D)	(D)	(D)	EE
823	Libraries	11	1 132	531	121	63
824	Vocational schools	23	2 163	822	210	102
8243	Data processing schools	—	—	—	—	—
8244	Business and secretarial schools	—	—	—	—	—
8249	Vocational schools, n.e.c.	23	2 163	822	210	102
829	Schools and educational services, n.e.c.	26	(D)	(D)	(D)	CC
83	Social services	824	313 490	117 973	28 473	11 485
835	Child day care services	178	34 791	18 624	4 629	2 458
832, 3, 6, 9	Other social services	646	278 699	99 349	23 844	9 027
832	Individual and family social services	354	106 823	42 781	10 446	4 303
833	Job training and vocational rehabilitation services	44	32 267	16 680	3 547	1 622
836	Residential care	127	51 947	21 475	5 145	1 789
839	Social services, n.e.c.	121	87 662	18 413	4 706	1 313
861, 2, 4, 9	Selected membership organizations	843	297 693	79 481	18 981	5 377
861	Business associations	201	75 428	22 643	5 420	957
864	Civic, social, and fraternal associations	468	112 217	33 178	7 886	3 194
862, 9	Other membership organizations	174	110 048	23 660	5 675	1 226
862	Professional membership organizations	63	39 769	14 142	3 335	523
869	Membership organizations, n.e.c.	111	70 279	9 518	2 340	703

Table 1b. Summary Statistics for Firms Exempt From Federal Income Tax for the State: 1992—Con.

[Includes only establishments with payroll. For meaning of abbreviations and symbols, see introductory text. For explanation of terms and comparability of 1987 and 1992 censuses, see appendix A]

SIC code	Kind of business or operation	Establishments (number)	Revenue (\$1,000)	Annual payroll (\$1,000)	First-quarter payroll (\$1,000)	Paid employees for pay period including March 12 (number)
873, 4 ex. 8744	Research, testing, and consulting services, except facilities support management services	57	89 520	33 345	7 997	1 378
873	Research, development, and testing services	31	54 487	20 586	5 000	845
8731	Commercial physical and biological research	4	(D)	(D)	(D)	FF
8732	Commercial economic, sociological, and educational research	4	251	69	11	4
8733	Noncommercial research organizations	20	(D)	(D)	(D)	BB
8734	Testing laboratories	3	445	293	111	17
874 ex. 8744	Management and public relations services, except facilities support management services	26	35 033	12 759	2 997	533
8741	Management services	9	19 887	7 524	1 812	303
8742	Management consulting services	4	(D)	(D)	(D)	BB
8743	Public relations services	3	(D)	(D)	(D)	AA
8748	Business consulting services, n.e.c.	10	(D)	(D)	(D)	CC

Table 2a. Selected Ratios for Firms Subject to Federal Income Tax for the State: 1992

[Includes only establishments with payroll. For meaning of abbreviations and symbols, see introductory text. For explanation of terms and comparability of 1987 and 1992 censuses, see appendix A]

SIC code	Kind of business or operation	Receipts		Annual payroll per employee ¹ (dollars)	Employees per establishment ¹ (number)
		Per establishment (dollars)	Per employee ¹ (dollars)		
	Total	593 910	54 973	20 791	11
70 ex. 704	Hotels, rooming houses, camps, and other lodging places (except membership lodging)	828 374	36 830	9 446	22
7011	Hotels and motels	893 878	36 601	9 366	24
7011 pt.	Hotels	1 644 187	36 136	9 927	46
7011 pt.	Hotels, 25 guestrooms or more	1 912 445	36 116	9 957	53
7011 pt.	Hotels, less than 25 guestrooms	83 409	39 043	5 702	2
7011 pt.	Motels, motor hotels, and tourist courts	562 859	37 217	8 621	15
7011 pt.	Motels, tourist courts	483 767	37 232	8 362	13
7011 pt.	Motor hotels	1 094 932	37 174	9 387	29
702, 3	Other lodging places	244 800	46 268	12 742	5
702	Rooming and boarding houses	99 357	26 750	6 846	4
703	Camps and recreational vehicle parks	294 463	50 515	14 025	6
72	Personal services	195 773	32 953	10 959	6
721	Laundry, cleaning, and garment services	291 018	33 653	12 071	9
7211	Power laundries, family and commercial*	247 250	28 667	11 090	9
7213	Linen supply*	2 162 529	44 400	15 996	49
7215	Coin-operated laundries and drycleaning	108 355	34 009	8 268	3
7216	Drycleaning plants, except rug cleaning*	224 758	26 213	10 344	9
7217	Carpet and upholstery cleaning	158 040	28 630	9 386	6
7218	Industrial laundriers*	3 016 565	51 317	17 906	59
7212, 9	Other laundry, cleaning, and garment services*	89 634	28 028	8 839	3
7212	Garment pressing, and agents for laundries and drycleaners	131 172	29 488	9 256	4
7219	Laundry and garment services, n.e.c.*	72 903	27 057	8 562	3
722	Photographic studios, portrait	273 052	56 605	11 476	5
723, 4	Beauty and barber shops	84 086	23 360	9 904	4
723	Beauty shops	84 781	23 187	9 834	4
724	Barber shops	71 138	28 024	11 770	3
725	Shoe repair shops and shoeshine parlors	88 535	42 775	9 494	2
726	Funeral service and crematories	472 682	64 261	17 676	7
729	Miscellaneous personal services	142 424	17 875	5 187	8
7291	Tax return preparation services	124 677	8 852	3 191	14
7299	Miscellaneous personal services, n.e.c.	153 307	36 355	9 275	4
73	Business services	704 306	37 437	14 300	19
731	Advertising	652 910	76 994	27 663	8
7311	Advertising agencies	443 114	69 159	30 544	6
7312	Outdoor advertising services	1 399 682	114 472	23 186	12
7313	Radio, television, publishers' advertising representatives	1 226 941	57 939	29 092	21
7319	Advertising, n.e.c.	804 524	99 382	16 524	8
732	Consumer credit reporting agencies, mercantile reporting agencies, and adjustment and collection agencies	613 129	55 794	17 800	11
7322	Adjustment and collection services	421 683	47 953	16 996	9
7323	Credit reporting services	1 015 167	65 075	18 752	16
733	Mailing, reproduction, commercial art and photography, and stenographic services	336 323	59 718	17 171	6
7331	Direct mail advertising services	681 871	57 285	13 309	12
7334	Photocopying and duplicating services	472 531	56 336	16 404	8
7335, 6	Commercial photography, art, and graphics	155 506	65 000	18 275	2
7335	Commercial photography	131 857	69 660	16 113	2
7336	Commercial art and graphic design	168 490	63 184	19 118	3
7338	Secretarial and court reporting services	262 476	67 632	26 571	4
734	Services to dwellings and other buildings	262 904	17 648	8 222	15
7342	Disinfecting and pest control services	351 847	48 190	18 216	7
7349	Building cleaning and maintenance services, n.e.c.	220 313	11 887	6 336	19

See footnotes at end of table.

Table 2a. **Selected Ratios for Firms Subject to Federal Income Tax for the State: 1992** — Con.

[Includes only establishments with payroll. For meaning of abbreviations and symbols, see introductory text. For explanation of terms and comparability of 1987 and 1992 censuses, see appendix A]

SIC code	Kind of business or operation	Receipts		Annual payroll per employee ¹ (dollars)	Employees per establishment ¹ (number)
		Per establishment (dollars)	Per employee ¹ (dollars)		
73	Business services—Con.				
735	Miscellaneous equipment rental and leasing -----	512 851	80 918	18 379	6
7352	Medical equipment rental and leasing -----	452 452	77 492	16 102	6
7353	Heavy construction equipment rental and leasing -----	799 610	87 365	22 817	9
7359	Equipment rental and leasing, n.e.c. -----	470 895	79 709	17 532	6
736	Personnel supply services -----	981 974	13 203	9 389	74
7361	Employment agencies -----	124 151	36 071	14 828	3
7363	Help supply services -----	1 314 284	12 903	9 318	102
7363 pt.	Temporary help supply -----	1 340 632	13 349	9 503	100
7363 pt.	Help supply, except temporary -----	1 225 941	11 495	8 734	107
737	Computer programming, data processing, and other computer related services -----	1 949 244	108 479	34 112	18
7371, 2, 3	Computer programming, prepackaged software, and integrated systems -----	1 837 121	116 242	38 036	16
7371	Computer programming services -----	1 114 750	87 983	36 257	13
7372	Prepackaged software -----	1 373 074	115 134	38 293	12
7373	Computer integrated systems -----	4 330 250	154 085	40 307	28
7374, 5, 6	Data processing services -----	3 889 775	96 217	29 066	40
7374, 5	Computer processing, information retrieval -----	(D)	(D)	(D)	(D)
7376	Computer facilities management services -----	(D)	(D)	(D)	(D)
7377, 8, 9	Computer rental and leasing, maintenance, and related services, n.e.c. -----	609 990	117 173	30 710	5
7377	Computer rental and leasing -----	(D)	(D)	(D)	(D)
7378	Computer maintenance and repair -----	776 563	121 220	30 212	6
7379	Computer related services, n.e.c. -----	(D)	(D)	(D)	(D)
738	Miscellaneous business services -----	442 413	28 914	10 920	15
7381, 2	Detective agencies and protective services -----	543 751	16 622	9 386	33
7381	Detective, guard, and armored car services -----	480 949	13 161	8 640	37
7382	Security systems services -----	867 000	66 692	20 174	13
7383	News syndicates -----	(D)	(D)	(D)	(D)
7384	Photofinishing laboratories* -----	456 246	47 057	13 456	10
7389	Business services, n.e.c. -----	(D)	(D)	(D)	(D)
7389 pt.	Sign painting shops -----	177 939	54 370	16 954	2
7389 pt.	Interior designing -----	230 849	98 771	15 030	3
7389 pt.	Telephone answering services -----	247 879	19 384	9 218	13
7389 pt.	Other business services -----	(D)	(D)	(D)	(D)
75	Automotive repair, services, and parking -----	332 858	71 909	15 897	5
751	Automotive rental and leasing, without drivers -----	1 335 439	137 570	18 575	10
7513	Truck rental and leasing, without drivers -----	1 284 513	158 032	19 670	8
7514, 5	Passenger car rental and leasing -----	1 381 628	124 029	17 851	11
7514	Passenger car rental -----	1 073 384	103 510	15 441	10
7515	Passenger car leasing -----	3 112 538	201 308	26 925	15
7519	Utility trailer and recreational vehicle rental -----	—	—	—	—
752	Automobile parking -----	108 725	41 074	7 896	3
753	Automotive repair shops -----	263 726	68 294	16 826	4
7532	Top, body, and upholstery repair shops and paint shops -----	305 030	66 131	17 136	5
7532 pt.	Top and body repair shops -----	316 087	66 469	17 028	5
7532 pt.	Paint shops -----	199 264	61 401	18 651	3
7538	General automotive repair shops -----	215 005	65 588	16 285	3
7538 pt.	General automotive repair shops, except diesel -----	199 198	66 095	15 945	3
7538 pt.	Diesel repair shops -----	342 343	63 310	17 813	5
7533, 4, 6, 7, 9	Other automotive repair shops -----	319 197	75 975	17 330	4
7533	Automotive exhaust system repair shops -----	247 242	69 144	16 809	4
7534	Tire retreading and repair shops -----	988 619	120 703	15 983	8
7536	Automotive glass replacement shops -----	338 314	72 868	16 905	5
7537	Automotive transmission repair shops -----	205 200	61 957	16 437	3
7539	Automotive repair shops, n.e.c. -----	243 978	63 035	19 364	4
7539 pt.	Radiator repair -----	255 694	70 267	21 901	4
7539 pt.	Brake, front end, and wheel alignment -----	246 854	61 394	18 145	4
7539 pt.	Automotive electrical and fuel system services -----	227 872	54 643	17 633	4
7539 pt.	Other automotive repair shops, n.e.c. -----	268 625	119 389	32 833	2
754	Automotive services, except repair -----	274 482	36 686	10 915	7
7542	Carwashes -----	222 183	25 871	7 811	9
7549	Automotive services, except repair and carwashes -----	339 537	55 610	16 348	6
76	Miscellaneous repair services -----	420 431	67 419	20 985	6
762	Electrical repair shops -----	463 989	59 759	20 957	8
7622	Radio and television repair shops -----	201 868	52 541	15 847	4
7623, 9	Other electrical and electronic repair shops -----	583 040	61 078	21 891	10
7623	Refrigeration and air-conditioning service and repair shops -----	492 500	93 810	23 211	5
7629	Electrical and electronic repair shops, n.e.c. -----	609 041	56 500	21 707	11
763	Watch, clock, and jewelry repair -----	102 267	43 829	12 771	2
764	Reupholstery and furniture repair -----	108 186	37 769	10 541	3
769	Miscellaneous repair and related services -----	458 760	75 393	21 939	6
7692	Welding repair -----	229 920	60 039	15 739	4
7694	Armature rewinding shops -----	1 062 205	87 419	26 683	12
7699	Repair shops and related services, n.e.c. -----	411 871	73 471	21 198	6
78, 79, 84	Amusement and recreation services, including motion pictures and museums -----	369 290	45 572	9 571	8
781, 2	Motion picture production, distribution, and services -----	801 104	139 829	17 131	6
783	Motion picture theaters -----	632 881	46 040	6 436	14
7832	Motion picture theaters, except drive-in -----	(D)	(D)	(D)	(D)
7833	Drive-in motion picture theaters -----	(D)	(D)	(D)	(D)
784	Video tape rental -----	215 315	35 667	7 529	6

See footnotes at end of table.

Table 2a. **Selected Ratios for Firms Subject to Federal Income Tax for the State: 1992** —Con.

[Includes only establishments with payroll. For meaning of abbreviations and symbols, see introductory text. For explanation of terms and comparability of 1987 and 1992 censuses, see appendix A]

SIC code	Kind of business or operation	Receipts		Annual payroll per employee ¹ (dollars)	Employees per establishment ¹ (number)
		Per establishment (dollars)	Per employee ¹ (dollars)		
78, 79, 84	Amusement and recreation services, including motion pictures and museums—Con.				
792	Theatrical producers (except motion picture), bands, orchestras, and entertainers -----	543 921	55 117	12 363	10
7922	Theatrical producers (except motion picture) and miscellaneous theatrical services -----	(D)	(D)	(D)	(D)
7929	Bands, orchestras, actors, and other entertainers and entertainment groups -----	(D)	(D)	(D)	(D)
793	Bowling centers -----	441 950	29 268	8 694	15
79 ex. 792, 3, 84	Commercial sports and other amusement and recreation services, including museums -----	384 603	46 032	10 422	8
794	Commercial sports -----	2 653 833	68 130	12 650	39
7941	Professional sports clubs, managers, promoters -----	589 455	56 877	15 368	10
7948	Racing, including track operation -----	3 386 355	68 973	12 447	49
79 ex. 792, 3, 4, 84	Other amusement and recreation services, including museums -----	239 979	37 466	9 558	6
791	Dance studios, schools, and halls -----	105 000	23 637	6 896	4
7991	Physical fitness facilities -----	179 762	20 554	6 824	9
7992	Public golf courses -----	424 105	48 107	14 767	9
7993	Coin-operated amusement devices -----	294 636	75 023	11 875	4
7996	Amusement parks -----	432 625	60 719	16 404	7
7997	Membership sports and recreation clubs -----	373 726	37 765	11 295	10
7999, 84	Amusement and recreation services, including museums, n.e.c. -----	216 987	48 196	9 250	5
7999 pt.	Concession operators of amusement devices and rides -----	70 000	35 000	6 400	2
7999 pt.	Carnivals, circuses, and fairs -----	372 600	90 878	13 805	4
7999 pt., 84	Other recreation and amusements, including museums -----	213 185	46 560	9 090	5
80	Health services -----	892 387	63 683	27 286	14
801	Offices and clinics of doctors of medicine -----	840 368	99 705	51 660	8
8011 pt.	Offices of doctors of medicine -----	832 496	101 942	53 576	8
8011 pt.	General medical clinics -----	1 193 070	59 135	16 919	20
802	Offices and clinics of dentists -----	318 082	61 995	22 191	5
803	Offices and clinics of doctors of osteopathy -----	314 781	75 172	26 970	4
804	Offices and clinics of other health practitioners -----	251 593	62 011	19 882	4
8041	Offices and clinics of chiropractors -----	180 833	59 366	16 581	3
8042	Offices and clinics of optometrists -----	286 498	72 898	18 497	4
8043	Offices and clinics of podiatrists -----	324 694	69 476	29 480	5
8049	Offices and clinics of health practitioners, n.e.c. -----	299 747	52 683	21 787	6
805	Nursing and personal care facilities -----	2 304 929	25 622	12 130	90
8051	Skilled nursing care facilities -----	2 536 941	25 667	12 215	99
8052	Intermediate care facilities -----	1 106 364	25 041	10 019	44
8059	Nursing and personal care facilities, n.e.c. -----	147 643	20 265	6 745	7
806	Hospitals -----	25 964 762	73 888	21 970	351
8062	General medical and surgical hospitals -----	31 291 677	72 554	21 476	431
8063, 9	Specialty hospitals -----	10 952 545	86 737	26 728	126
807, 8, 9	Other health services -----	958 004	46 160	17 597	21
807	Medical and dental laboratories -----	828 843	71 892	24 392	12
8071	Medical laboratories -----	1 456 302	80 443	25 808	18
8072	Dental laboratories -----	251 183	45 868	20 084	5
808	Home health care services -----	1 272 873	28 101	13 692	45
809	Miscellaneous health and allied services, n.e.c. -----	880 231	65 133	20 228	14
8092	Kidney dialysis centers -----	1 949 188	104 479	22 002	19
8093	Specialty outpatient facilities, n.e.c. -----	662 833	54 044	21 499	12
8099	Health and allied services, n.e.c. -----	571 718	45 504	14 822	13
81	Legal services -----	484 848	92 252	35 299	5
823, 4, 9	Selected educational services -----	308 626	32 684	12 538	9
823	Libraries -----	(D)	(D)	(D)	(D)
824	Vocational schools -----	514 438	34 189	13 833	15
829	Schools and educational services, n.e.c. -----	(D)	(D)	(D)	(D)
83	Social services -----	164 451	21 421	8 642	8
835	Child day care services -----	114 826	15 060	6 809	8
832, 3, 6, 9	Other social services -----	286 633	36 716	13 050	8
87 ex. 8733	Engineering, accounting, research, management, and related services (except noncommercial research organizations) -----	924 141	78 570	31 644	12
871	Engineering, architectural, and surveying services -----	1 572 238	106 385	39 298	15
8711	Engineering services -----	2 339 361	114 183	41 682	20
8712	Architectural services -----	523 173	81 923	31 495	6
8713	Surveying services -----	211 463	38 759	19 150	5
872	Accounting, auditing, and bookkeeping services -----	308 857	48 364	22 776	6
873 ex. 8733	Research, development, and testing services (except noncommercial research organizations) -----	1 632 882	76 942	34 585	21
8731	Commercial physical and biological research -----	2 530 214	88 282	41 874	29
8732	Commercial economic, sociological, and educational research -----	478 148	43 763	17 478	11
8734	Testing laboratories -----	1 320 213	69 665	28 830	19
874	Management and public relations services -----	807 896	57 497	24 985	14
8741	Management services -----	538 069	61 382	31 053	9
8742	Management consulting services -----	408 510	45 709	21 553	9
8743	Public relations services -----	222 900	84 646	21 481	3
8744	Facilities support management services -----	21 411 455	61 511	24 510	348
8748	Business consulting services, n.e.c. -----	172 455	62 084	22 905	3
89	Services, n.e.c. -----	278 860	60 032	21 620	5

¹Based on number of employees for pay period including March 12.

Table 2b. Selected Ratios for Firms Exempt From Federal Income Tax for the State: 1992

[Includes only establishments with payroll. For meaning of abbreviations and symbols, see introductory text. For explanation of terms and comparability of 1987 and 1992 censuses, see appendix A]

SIC code	Kind of business or operation	Revenue		Expenses		Annual payroll per employee ¹ (dollars)	Employees per establishment ¹ (number)
		Per establishment (dollars)	Per employee ¹ (dollars)	Per establishment (dollars)	Per employee ¹ (dollars)		
	Total	2 238 811	53 590	2 113 275	50 585	21 642	42
7032, 704	Camps and membership lodging	209 196	53 760	202 891	52 140	8 453	4
792, 7991 pt., 7997, 7999 pt., 84	Selected amusement, recreation, and related services	558 805	32 568	536 258	31 254	12 649	17
8011 pt.; 8021 pt.; 805, 6, 8, 9	Selected health services	13 440 643	58 071	12 698 946	54 867	24 215	231
8011 pt., 8021 pt., 805	Clinics of doctors of medicine and dentists	3 085 200	80 005	3 185 413	82 604	32 343	39
	Nursing and personal care facilities	1 626 333	20 484	1 574 364	19 830	9 902	79
806	Hospitals	41 063 041	59 987	38 542 857	56 306	24 815	685
8062	General medical and surgical hospitals	41 867 831	61 430	39 360 404	57 751	24 688	682
8063, 9	Specialty hospitals	33 104 556	46 365	30 458 222	42 659	26 016	714
808, 9	Other health services	1 238 287	35 264	1 186 574	33 791	17 716	35
8111 pt.	Legal aid societies and similar legal services	(D)	(D)	(D)	(D)	(D)	(D)
823, 4, 9	Selected educational services	(D)	(D)	(D)	(D)	(D)	(D)
83	Social services	380 449	27 296	350 818	25 170	10 272	14
835	Child day care services	195 455	14 154	191 624	13 877	7 577	14
832, 3, 6, 9	Other social services	431 423	30 874	394 683	28 245	11 006	14
832	Individual and family social services	301 760	24 825	294 056	24 191	9 942	12
833	Job training and vocational rehabilitation services	733 341	19 893	728 977	19 775	10 284	37
836	Residential care	409 031	29 037	394 913	28 035	12 004	14
839	Social services, n.e.c.	724 479	66 765	567 273	52 277	14 024	11
861, 2, 4, 9	Selected membership organizations	353 135	55 364	332 489	52 127	14 782	6
861	Business associations	375 264	78 817	356 905	74 961	23 660	5
864	Civic, social, and fraternal associations	239 780	35 134	219 917	32 223	10 388	7
862, 9	Other membership organizations	632 460	89 762	607 063	86 157	19 299	7
873, 4 ex. 8744	Research, testing, and consulting services, except facilities support management services	1 570 526	64 964	1 570 000	64 942	24 198	24
873	Research, development, and testing services	1 757 645	64 482	1 742 226	63 916	24 362	27
874 ex. 8744	Management and public relations services, except facilities support management services	1 347 423	65 728	1 364 654	66 568	23 938	21

¹Based on number of employees for pay period including March 12.

Table 3a. Comparative Statistics for Firms Subject to Federal Income Tax for the State: 1992 and 1987

[Includes only establishments with payroll. For meaning of abbreviations and symbols, see introductory text. For explanation of terms and comparability of 1987 and 1992 censuses, see appendix A]

SIC code	Kind of business or operation	Establishments		Receipts			Annual payroll			Paid employees for pay period including March 12	
		1992 (number)	1987 (number)	1992 (\$1,000)	1987 (\$1,000)	Percent change 1987 to 1992	1992 (\$1,000)	1987 (\$1,000)	Percent change 1987 to 1992	1992 (number)	1987 (number)
	Total	22 982	20 474	13 649 233	8 397 181	62.5	5 162 176	3 066 890	68.3	248 289	189 566
70 ex. 704	Hotels, rooming houses, camps, and other lodging places (except membership lodging)	545	547	451 464	350 716	28.7	115 790	95 389	21.4	12 258	12 877
7011	Hotels and motels	490	487	438 000	340 791	28.5	112 082	93 607	19.7	11 967	12 671
7011 pt.	Hotels	150	151	246 628	187 574	31.5	67 755	56 469	20.0	6 825	7 433
7011 pt.	Hotels, 25 guestrooms or more	128	121	244 793	183 950	33.1	67 487	55 760	21.0	6 778	7 259
7011 pt.	Hotels, less than 25 guestrooms	22	30	1 835	1 824	.6	268	348	-23.0	47	101
7011 pt.	Motels, motor hotels, and tourist courts	340	336	191 372	153 217	24.9	44 327	37 138	19.4	5 142	5 238
7011 pt.	Motels, tourist courts	296	304	143 195	114 181	25.4	32 162	25 976	23.8	3 846	3 833
7011 pt.	Motor hotels	44	32	48 177	39 036	23.4	12 165	11 162	9.0	1 296	1 405
702, 3	Other lodging places	55	60	13 464	9 925	35.7	3 708	1 782	108.1	291	206
702	Rooming and boarding houses	14	15	1 391	553	151.5	356	120	196.7	52	26
703	Camps and recreational vehicle parks	41	45	12 073	9 372	28.8	3 352	1 662	101.7	239	180

Table 3a. Comparative Statistics for Firms Subject to Federal Income Tax for the State: 1992 and 1987 — Con.

[Includes only establishments with payroll. For meaning of abbreviations and symbols, see introductory text. For explanation of terms and comparability of 1987 and 1992 censuses, see appendix A]

SIC code	Kind of business or operation	Establishments		Receipts			Annual payroll			Paid employees for pay period including March 12	
		1992 (number)	1987 (number)	1992 (\$1,000)	1987 (\$1,000)	Percent change 1987 to 1992	1992 (\$1,000)	1987 (\$1,000)	Percent change 1987 to 1992	1992 (number)	1987 (number)
72	Personal services -----	2 981	2 907	583 599	413 550	41.1	194 087	143 062	35.7	17 710	15 440
721	Laundry, cleaning, and garment services ----	871	805	253 477	176 441	43.7	90 920	63 060	44.2	7 532	6 385
7211	Power laundries, family and commercial* ----	40	30	9 890	9 894	-	3 826	4 041	-5.3	345	404
7213	Linens supply* -----	17	15	36 763	28 410	29.4	13 245	10 219	29.6	828	807
7215	Coin-operated laundries and drycleaning ----	172	191	18 637	14 996	24.3	4 531	3 286	37.9	548	532
7216	Drycleaning plants, except rug cleaning* ----	418	384	93 949	61 991	51.6	37 073	24 663	50.3	3 584	2 935
7217	Carpet and upholstery cleaning ----	100	79	15 804	8 664	82.4	5 181	3 048	70.0	552	338
7218	Industrial laundries* -----	23	22	69 381	47 641	45.6	24 209	16 417	47.5	1 352	1 156
7212, 9	Other laundry, cleaning, and garment services* -----	101	84	9 053	4 845	86.9	2 855	1 386	106.0	323	213
722	Photographic studios, portrait -----	210	174	57 341	33 761	69.8	11 625	7 409	56.9	1 013	854
723, 4	Beauty and barber shops -----	1 276	1 378	107 294	90 546	18.5	45 488	40 629	12.0	4 593	4 983
723	Beauty shops -----	1 211	1 280	102 670	85 638	19.9	43 546	38 378	13.5	4 428	4 735
724	Barber shops -----	65	98	4 624	4 908	-5.8	1 942	2 251	-13.7	165	248
725	Shoe repair shops and shoeshine parlors ----	43	45	3 807	3 079	23.6	845	974	-13.2	89	111
726	Funeral service and crematories -----	239	214	112 971	80 619	40.1	31 074	22 383	38.8	1 758	1 426
729	Miscellaneous personal services -----	342	291	48 709	29 104	67.4	14 135	8 607	64.2	2 725	1 681
7291	Tax return preparation services -----	130	142	16 208	10 157	59.6	5 843	3 487	67.6	1 831	1 114
7299	Miscellaneous personal services, n.e.c. ----	212	149	32 501	18 947	71.5	8 292	5 120	62.0	894	567
73	Business services -----	3 316	2 728	2 335 480	1 310 307	78.2	892 108	502 010	77.7	62 384	44 582
731	Advertising -----	200	186	130 582	86 207	51.5	46 917	34 674	35.3	1 696	1 560
7311	Advertising agencies -----	140	116	62 036	42 992	44.3	27 398	20 049	36.7	897	776
7312	Outdoor advertising services -----	22	24	30 793	20 381	51.1	6 237	5 177	20.5	269	280
7313	Radio, television, publishers' advertising representatives -----	17	16	20 858	13 772	51.5	10 473	6 958	50.5	360	392
7319	Advertising, n.e.c. -----	21	30	16 895	9 062	86.4	2 809	2 490	12.8	170	112
732	Consumer credit reporting agencies, mercantile reporting agencies, and adjustment and collection agencies -----	93	97	57 021	35 440	60.9	18 192	12 711	43.1	1 022	849
7322	Adjustment and collection services -----	63	52	26 566	13 191	101.4	9 416	5 433	73.3	554	371
7323	Credit reporting services -----	30	45	30 455	22 249	36.9	8 776	7 278	20.6	468	478
733	Mailing, reproduction, commercial art and photography, and stenographic services -----	201	191	67 601	41 744	61.9	19 438	13 080	48.6	1 132	953
7331	Direct mail advertising services -----	31	29	21 138	13 025	62.3	4 911	3 580	37.2	369	301
7334	Photocopying and duplicating services -----	49	43	23 154	11 252	105.8	6 742	3 039	121.8	411	237
7335, 6	Commercial photography, art, and graphics -----	79	74	12 285	10 673	15.1	3 454	4 006	-13.8	189	251
7335	Commercial photography -----	28	29	3 692	2 795	32.1	854	823	3.8	53	63
7336	Commercial art and graphic design -----	51	45	8 593	7 878	9.1	2 600	3 183	-18.3	136	188
7338	Secretarial and court reporting services ----	42	45	11 024	6 794	62.3	4 331	2 455	76.4	163	164
734	Services to dwellings and other buildings ----	769	656	202 173	125 050	61.7	94 186	59 195	59.1	11 456	8 985
7342	Disinfecting and pest control services ----	249	236	87 610	59 481	47.3	33 117	24 162	37.1	1 818	1 733
7349	Building cleaning and maintenance services, n.e.c. -----	520	420	114 563	65 569	74.7	61 069	35 033	74.3	9 638	7 252
735	Miscellaneous equipment rental and leasing -	435	389	223 090	239 687	-6.9	50 671	35 891	41.2	2 757	2 290
7352	Medical equipment rental and leasing ----	62	46	28 052	19 100	46.9	5 829	4 004	45.6	362	247
7353	Heavy construction equipment rental and leasing -----	59	53	47 177	40 068	17.7	12 321	8 303	48.4	540	391
7359	Equipment rental and leasing, n.e.c. -----	314	290	147 861	170 519	-13.3	32 521	23 584	37.9	1 855	1 652
736	Personnel supply services -----	308	211	302 448	100 150	202.0	215 086	68 553	213.8	22 908	12 637
7361	Employment agencies -----	86	102	10 677	8 754	22.0	4 389	3 766	16.5	296	344
7363	Help supply services -----	222	109	291 771	82 539	253.5	210 697	59 399	254.7	22 612	11 056
737	Computer programming, data processing, and other computer related services -----	513	338	999 962	536 129	86.5	314 449	180 517	74.2	9 218	7 026
7371, 2, 3	Computer programming, prepackaged software, and integrated systems -----	322	194	591 553	290 301	103.8	193 564	105 116	84.1	5 089	3 694
7371	Computer programming services -----	200	136	222 950	125 312	77.9	91 876	45 445	102.2	2 534	1 703
7372	Prepackaged software -----	54	26	74 146	29 977	147.3	24 661	11 871	107.7	644	371
7373	Computer integrated systems -----	68	32	294 457	100 878	191.9	77 027	30 542	152.2	1 911	967
7374, 5, 6	Data processing services -----	89	69	346 190	195 985	76.6	104 578	56 405	85.4	3 598	2 684
7374, 5	Computer processing, information retrieval -----	83	60	(D)	(D)	(D)	(D)	(D)	(D)	GG	GG
7376	Computer facilities management services -----	6	9	(D)	(D)	(D)	(D)	(D)	(D)	GG	FF
7377, 8, 9	Computer rental and leasing, maintenance, and related services, n.e.c. -----	102	75	62 219	49 843	24.8	16 307	18 996	-14.2	531	648
7377	Computer rental and leasing -----	6	7	(D)	2 648	(D)	(D)	1 777	(D)	AA	65
7378	Computer maintenance and repair -----	64	42	49 700	28 528	74.2	12 387	9 737	27.2	410	398
7379	Computer related services, n.e.c. -----	32	26	(D)	3 935	(D)	(D)	1 751	(D)	CC	57
738	Miscellaneous business services -----	797	660	352 603	234 135	50.6	133 169	100 059	33.1	12 195	10 441
7381, 2	Detective agencies and protective services -----	209	178	113 644	93 778	21.2	64 170	55 523	15.6	6 837	6 921
7381	Detective, guard, and armored car services -----	175	152	84 166	73 314	14.8	55 253	49 436	11.8	6 395	6 585
7382	Security systems services -----	34	26	29 478	20 464	44.0	8 917	6 087	46.5	442	336
7383	News syndicates -----	3	6	(D)	(D)	(D)	(D)	(D)	(D)	AA	BB
7384	Photofinishing laboratories* -----	69	63	31 481	(D)	(D)	9 002	(D)	(D)	669	FF
7389	Business services, n.e.c. -----	516	413	(D)	111 904	(D)	(D)	37 736	(D)	HH	2 970
7389 pt.	Sign painting shops -----	33	25	5 872	3 364	74.6	1 831	977	87.4	108	87
7389 pt.	Interior designing -----	86	66	19 853	13 892	42.9	3 021	2 285	32.2	201	194
7389 pt.	Telephone answering services -----	33	42	8 180	6 878	18.9	3 890	3 109	25.1	422	355
7389 pt.	Other business services -----	364	280	(D)	87 770	(D)	(D)	31 365	(D)	HH	2 334

Table 3a. Comparative Statistics for Firms Subject to Federal Income Tax for the State: 1992 and 1987 — Con.

[Includes only establishments with payroll. For meaning of abbreviations and symbols, see introductory text. For explanation of terms and comparability of 1987 and 1992 censuses, see appendix A]

SIC code	Kind of business or operation	Establishments		Receipts			Annual payroll			Paid employees for pay period including March 12	
		1992 (number)	1987 (number)	1992 (\$1,000)	1987 (\$1,000)	Percent change 1987 to 1992	1992 (\$1,000)	1987 (\$1,000)	Percent change 1987 to 1992	1992 (number)	1987 (number)
75	Automotive repair, services, and parking ----	2 471	2 124	822 491	589 489	39.5	181 833	135 616	34.1	11 438	9 998
751	Automotive rental and leasing, without drivers -----	164	169	219 012	161 365	35.7	29 572	23 169	27.6	1 592	1 556
7513	Truck rental and leasing, without drivers ----	78	89	100 192	83 509	20.0	12 471	12 530	-5	634	784
7514, 5	Passenger car rental and leasing -----	86	73	118 820	75 765	56.8	17 101	10 302	66.0	958	732
7519	Utility trailer and recreational vehicle rental -----	-	-	-	-	-	-	-	-	-	-
752	Automobile parking -----	51	41	5 545	4 485	23.6	1 066	722	47.6	135	91
753	Automotive repair shops -----	1 980	1 720	522 177	380 009	37.4	128 655	98 607	30.5	7 646	6 878
7532	Top, body, and upholstery repair shops and paint shops -----	560	488	170 817	116 534	46.6	44 262	31 803	39.2	2 583	2 190
7532 pt.	Top and body repair shops -----	507	446	160 256	108 733	47.4	41 054	29 067	41.2	2 411	1 973
7532 pt.	Paint shops -----	53	42	10 561	7 801	35.4	3 208	2 736	17.3	172	217
7538	General automotive repair shops -----	978	795	210 275	155 503	35.2	52 211	40 101	30.2	3 206	2 877
7538 pt.	General automotive repair shops, except diesel -----	870	713	173 302	121 419	42.7	41 808	30 732	36.0	2 622	2 379
7538 pt.	Diesel repair shops -----	108	82	36 973	34 084	8.5	10 403	9 369	11.0	584	498
7533, 4, 6, 7, 9	Other automotive repair shops -----	442	437	141 085	107 972	30.7	32 182	26 703	20.5	1 857	1 811
7533	Automotive exhaust system repair shops -----	66	55	16 318	10 331	58.0	3 967	2 799	41.7	236	172
7534	Tire retreading and repair shops -----	42	50	41 522	31 188	33.1	5 498	5 387	2.1	344	359
7536	Automotive glass replacement shops ----	70	55	23 682	17 637	34.3	5 494	4 062	35.3	325	294
7537	Automotive transmission repair shops ----	125	124	25 650	20 402	25.7	6 805	5 945	14.5	414	425
7539	Automotive repair shops, n.e.c. -----	139	153	33 913	28 414	19.4	10 418	8 510	22.4	538	561
7539 pt.	Radiator repair -----	36	46	9 205	7 585	21.4	2 869	1 860	54.2	131	132
7539 pt.	Brake, front end, and wheel alignment -----	48	52	11 849	8 776	35.0	3 502	2 569	36.3	193	179
7539 pt.	Automotive electrical and fuel system services -----	47	42	10 710	8 625	24.2	3 456	3 046	13.5	196	185
7539 pt.	Other automotive repair shops, n.e.c. ----	8	13	2 149	1 358	58.2	591	266	122.2	18	19
754	Automotive services, except repair -----	276	194	75 757	43 630	73.6	22 540	13 118	71.8	2 065	1 473
7542	Carwashes -----	153	135	33 994	26 513	28.2	10 263	7 931	29.4	1 314	1 045
7549	Automotive services, except repair and carwashes -----	123	59	41 763	17 117	144.0	12 277	5 187	136.7	751	428
76	Miscellaneous repair services -----	1 169	1 081	491 484	291 316	68.7	152 981	86 348	77.2	7 290	5 386
762	Electrical repair shops -----	365	332	169 356	86 238	96.4	59 393	26 288	125.9	2 834	1 568
7622	Radio and television repair shops -----	114	137	23 013	20 088	14.6	6 941	5 939	16.9	438	427
7623, 9	Other electrical and electronic repair shops -----	251	195	146 343	66 150	121.2	52 452	20 349	157.8	2 396	1 141
7623	Refrigeration and air-conditioning service and repair shops -----	56	62	27 580	17 823	54.7	6 824	4 397	55.2	294	260
7629	Electrical and electronic repair shops, n.e.c. -----	195	133	118 763	48 327	145.7	45 628	15 952	186.0	2 102	881
763	Watch, clock, and jewelry repair -----	15	19	1 534	1 439	6.6	447	370	20.8	35	32
764	Reupholstery and furniture repair -----	118	118	12 766	12 576	1.5	3 563	4 122	-13.6	338	426
769	Miscellaneous repair and related services ----	671	612	307 828	189 686	62.3	89 578	55 120	62.5	4 083	3 342
7692	Welding repair -----	88	107	20 233	16 052	26.0	5 304	4 689	13.1	337	420
7694	Armature rewinding shops -----	73	69	77 541	48 958	58.4	23 668	13 824	71.2	887	665
7699	Repair shops and related services, n.e.c. ----	510	436	210 054	124 676	68.5	60 606	36 607	65.6	2 859	2 257
78, 79, 84	Amusement and recreation services, including motion pictures and museums ---	1 275	1 068	470 845	321 830	46.3	98 883	67 356	46.8	10 332	8 877
781, 2	Motion picture production, distribution, and services -----	48	48	38 453	26 572	44.7	4 711	4 383	7.5	275	260
783	Motion picture theaters -----	67	83	42 403	30 715	38.1	5 928	4 532	30.8	921	924
7832	Motion picture theaters, except drive-in ----	66	77	(D)	30 232	(D)	(D)	4 455	(D)	FF	909
7833	Drive-in motion picture theaters -----	1	6	(D)	483	(D)	(D)	77	(D)	AA	15
784	Video tape rental -----	381	304	82 035	39 906	105.6	17 316	8 891	94.8	2 300	1 269
792	Theatrical producers (except motion picture), bands, orchestras, and entertainers -----	38	34	20 669	15 315	35.0	4 636	3 464	33.8	375	196
7922	Theatrical producers (except motion picture) and miscellaneous theatrical services -----	10	7	(D)	1 254	(D)	(D)	195	(D)	BB	21
7929	Bands, orchestras, actors, and other entertainers and entertainment groups ----	28	27	(D)	14 061	(D)	(D)	3 269	(D)	EE	175
793	Bowling centers -----	40	40	17 678	14 039	25.9	5 251	3 582	46.6	604	527
79 ex. 792, 3, 84	Commercial sports and other amusement and recreation services, including museums ----	701	559	269 607	195 283	38.1	61 041	42 504	43.6	5 857	5 701
794	Commercial sports -----	42	29	111 461	100 578	10.8	20 696	18 917	9.4	1 636	2 312
7941	Professional sports clubs, managers, promoters -----	11	3	6 484	1 872	246.4	1 752	704	148.9	114	34
7948	Racing, including track operation -----	31	26	104 977	99 347	5.7	18 944	18 250	3.8	1 522	2 282
79 ex. 792, 3, 4, 84	Other amusement and recreation services, including museums -----	659	530	158 146	94 705	67.0	40 345	23 587	71.0	4 221	3 389
791	Dance studios, schools, and halls -----	95	70	9 975	5 226	90.9	2 910	1 728	68.4	422	276
7991	Physical fitness facilities -----	126	106	22 650	16 663	35.9	7 520	5 687	32.2	1 102	926
7992	Public golf courses -----	38	21	16 116	4 212	282.6	4 947	1 087	355.1	335	116
7993	Coin-operated amusement devices -----	55	46	16 205	10 192	59.0	2 565	2 050	25.1	216	231
7996	Amusement parks -----	8	7	3 461	2 330	48.5	935	678	37.9	57	45
7997	Membership sports and recreation clubs ----	106	102	39 615	24 738	60.1	11 848	6 868	72.5	1 049	883
7999, 84	Amusement and recreation services, including museums, n.e.c. -----	231	178	50 124	31 344	59.9	9 620	5 489	75.3	1 040	912

Table 3a. Comparative Statistics for Firms Subject to Federal Income Tax for the State: 1992 and 1987 — Con.

[Includes only establishments with payroll. For meaning of abbreviations and symbols, see introductory text. For explanation of terms and comparability of 1987 and 1992 censuses, see appendix A]

SIC code	Kind of business or operation	Establishments		Receipts			Annual payroll			Paid employees for pay period including March 12	
		1992 (number)	1987 (number)	1992 (\$1,000)	1987 (\$1,000)	Percent change 1987 to 1992	1992 (\$1,000)	1987 (\$1,000)	Percent change 1987 to 1992	1992 (number)	1987 (number)
80	Health services	5 519	5 105	4 925 082	2 874 511	71.3	2 110 251	1 238 625	70.4	77 338	57 267
801	Offices and clinics of doctors of medicine ---	2 611	2 527	2 194 200	1 413 054	55.3	1 136 888	723 781	57.1	22 007	18 117
8011 pt.	Offices of doctors of medicine	2 554	2 456	2 126 195	1 367 180	55.5	1 117 431	707 088	58.0	20 857	17 218
8011 pt.	General medical clinics	57	71	68 005	45 874	48.2	19 457	16 693	16.6	1 150	899
802	Offices and clinics of dentists	1 331	1 308	423 367	283 815	49.2	151 539	101 056	50.0	6 829	6 002
803	Offices and clinics of doctors of osteopathy --	32	13	10 073	2 843	254.3	3 614	1 272	184.1	134	53
804	Offices and clinics of other health practitioners	734	547	184 669	96 486	91.4	59 210	30 490	94.2	2 978	1 879
8041	Offices and clinics of chiropractors	282	227	50 995	29 157	74.9	14 243	7 291	95.4	859	531
8042	Offices and clinics of optometrists	229	182	65 608	39 425	66.4	16 647	10 867	53.2	900	618
8043	Offices and clinics of podiatrists	49	44	15 910	12 107	31.4	6 751	5 473	23.4	229	177
8049	Offices and clinics of health practitioners, n.e.c.	174	94	52 156	20 946	149.0	21 569	9 362	130.4	990	610
805	Nursing and personal care facilities	212	225	488 645	271 864	79.7	231 329	125 729	84.0	19 071	14 847
8051	Skilled nursing care facilities	187	180	474 408	248 546	90.9	225 772	116 179	94.3	18 483	13 483
8052	Intermediate care facilities	11	26	12 170	9 618	26.5	4 869	4 558	6.8	486	679
8059	Nursing and personal care facilities, n.e.c. -	14	19	2 067	1 636	26.3	688	704	-2.3	102	95
806	Hospitals	42	48	1 090 520	566 003	92.7	324 254	172 295	88.2	14 759	10 604
807, 8, 9	Other health services	557	437	533 608	240 446	121.9	203 417	84 002	142.2	11 560	5 765
807	Medical and dental laboratories	242	211	200 580	111 912	79.2	68 054	38 728	75.7	2 790	2 189
8071	Medical laboratories	116	73	168 931	86 460	95.4	54 196	27 401	97.8	2 100	1 443
8072	Dental laboratories	126	138	31 649	25 452	24.3	13 858	11 327	22.3	690	746
808	Home health care services	142	69	180 748	40 055	351.2	88 070	20 215	335.7	6 432	1 979
809	Miscellaneous health and allied services, n.e.c.	173	157	152 280	88 479	72.1	47 293	25 059	88.7	2 338	1 597
8092	Kidney dialysis centers	32	26	62 374	17 598	254.4	13 135	4 928	166.5	597	281
8093	Specialty outpatient facilities, n.e.c.	102	77	67 609	50 323	34.4	26 895	13 243	103.1	1 251	731
8099	Health and allied services, n.e.c.	39	54	22 297	20 558	8.5	7 263	6 888	5.4	490	585
81	Legal services	1 979	1 734	959 515	561 956	70.7	367 142	204 638	79.4	10 401	7 955
823, 4, 9	Selected educational services	131	126	40 430	55 313	-26.9	15 510	22 162	-30.0	1 237	1 303
823	Libraries	2	1	(D)	(D)	(D)	(D)	(D)	(D)	AA	AA
824	Vocational schools	64	76	32 924	48 888	-32.7	13 321	19 505	-31.7	963	981
829	Schools and educational services, n.e.c.	65	49	(D)	(D)	(D)	(D)	(D)	(D)	EE	EE
83	Social services	914	618	150 308	77 779	93.3	60 642	30 694	97.6	7 017	4 238
835	Child day care services	650	493	74 637	42 744	74.6	33 746	18 704	80.4	4 956	3 313
832, 3, 6, 9	Other social services	264	125	75 671	35 035	116.0	26 896	11 990	124.3	2 061	925
87 ex. 8733	Engineering, accounting, research, management, and related services (except noncommercial research organizations)	2 589	2 242	2 392 601	1 532 383	56.1	963 609	534 880	80.2	30 452	21 162
871	Engineering, architectural, and surveying services	886	792	1 393 003	986 182	41.3	514 574	308 174	67.0	13 094	10 299
8711	Engineering services	537	450	1 256 237	864 268	45.4	458 587	259 293	76.9	11 002	7 972
8712	Architectural services	202	183	105 681	94 719	11.6	40 629	35 228	15.3	1 290	1 427
8713	Surveying services	147	159	31 085	27 195	14.3	15 358	13 653	12.5	802	900
872	Accounting, auditing, and bookkeeping services	992	882	306 386	218 414	40.3	144 287	92 566	55.9	6 335	4 951
873 ex. 8733	Research, development, and testing services (except noncommercial research organizations)	144	106	235 135	113 766	106.7	105 691	47 220	123.8	3 056	1 716
8731	Commercial physical and biological research	56	34	141 692	108 084	31.1	67 208	42 151	59.4	1 605	1 281
8732	Commercial economic, sociological, and educational research	27	32	12 910	10 270	25.7	5 156	4 522	14.0	295	374
8734	Testing laboratories	61	40	80 533	62 074	29.7	33 327	24 031	38.7	1 156	811
874	Management and public relations services ---	567	462	458 077	214 021	114.0	199 057	86 920	129.0	7 967	4 196
8741	Management services	188	149	101 157	56 587	78.8	51 176	27 468	86.3	1 648	1 422
8742	Management consulting services	239	209	97 634	56 495	72.8	46 038	24 455	88.3	2 136	1 177
8743	Public relations services	30	23	6 687	(D)	(D)	1 697	(D)	(D)	79	BB
8744	Facilities support management services ---	11	7	235 526	(D)	(D)	93 847	(D)	(D)	3 829	GG
8748	Business consulting services, n.e.c.	99	74	17 073	12 825	33.1	6 299	5 141	22.5	275	251
89	Services, n.e.c.	93	194	25 934	18 031	43.8	9 340	6 110	52.9	432	481

Table 3b. Comparative Statistics for Firms Exempt From Federal Income Tax for the State: 1992 and 1987

[Includes only establishments with payroll. For meaning of abbreviations and symbols, see introductory text. For explanation of terms and comparability of 1987 and 1992 censuses, see appendix A]

SIC code	Kind of business or operation	Establishments		Expenses			Annual payroll			Paid employees for pay period including March 12	
		1992 (number)	1987 (number)	1992 (\$1,000)	1987 (\$1,000)	Percent change 1987 to 1992	1992 (\$1,000)	1987 (\$1,000)	Percent change 1987 to 1992	1992 (number)	1987 (number)
	Total -----	2 376	1 947	5 021 142	2 871 828	74.8	2 148 187	1 300 485	65.2	99 261	79 522
7032, 704	Camps and membership lodging -----	46	49	9 333	8 250	13.1	1 513	1 346	12.4	179	197
792, 7991 pt., 7997, 7999 pt., 84	Selected amusement, recreation, and related services -----	190	151	101 889	60 825	67.5	41 235	26 221	57.3	3 260	2 726
792	Theatrical producers (except motion picture), bands, orchestras, and entertainers -----	24	17	14 300	9 435	51.6	6 649	4 695	41.6	463	535
7991 pt., 7997	Gymnasiums, athletic clubs, and membership sports and recreation clubs -----	131	109	77 617	45 118	72.0	31 552	19 626	60.8	2 585	2 019
7999 pt. 84	Fairs -----	5	3	1 997	1 303	53.3	262	196	33.7	12	6
	Museums, art galleries, and botanical and zoological gardens -----	30	22	7 975	4 969	60.5	2 772	1 704	62.7	200	166
8011 pt.; 8021 pt.; 805, 6, 8, 9	Selected health services -----	333	261	4 228 749	2 398 381	76.3	1 866 302	1 120 353	66.6	77 073	62 693
8011 pt., 8021 pt. 805	Clinics of doctors of medicine and dentists -----	80	29	254 833	94 311	170.2	99 777	48 411	106.1	3 085	1 226
806	Nursing and personal care facilities -----	33	22	51 954	31 020	67.5	25 943	14 419	79.9	2 620	1 683
	Hospitals -----	98	104	3 777 200	2 193 415	72.2	1 664 686	1 018 221	63.5	67 084	56 833
808, 9	Other health services -----	122	106	144 762	79 635	81.8	75 896	39 302	93.1	4 284	2 951
808	Home health care services -----	33	29	53 346	23 188	130.1	31 970	12 180	162.5	1 989	809
809	Miscellaneous health and allied services, n.e.c. -----	89	77	91 416	56 447	62.0	43 926	27 122	62.0	2 295	2 142
8111 pt.	Legal aid societies and similar legal services -----	23	25	(D)	(D)	(D)	(D)	(D)	(D)	CC	CC
823, 4, 9	Selected educational services -----	60	41	(D)	(D)	(D)	(D)	(D)	(D)	EE	CC
83	Social services -----	824	630	289 074	174 282	65.9	117 973	71 003	66.2	11 485	7 960
835	Child day care services -----	178	144	34 109	21 406	59.3	18 624	11 174	66.7	2 458	1 774
832, 3, 6, 9	Other social services -----	646	486	254 965	152 876	66.8	99 349	59 829	66.1	9 027	6 186
861, 2, 4, 9	Selected membership organizations -----	843	752	280 288	170 293	64.6	79 481	54 993	44.5	5 377	4 610
861	Business associations -----	201	167	71 738	41 743	71.9	22 643	13 898	62.9	957	769
864	Civic, social, and fraternal associations -----	468	420	102 921	68 364	50.5	33 178	24 900	33.2	3 194	2 857
862, 9	Other membership organizations -----	174	165	105 629	60 186	75.5	23 660	16 195	46.1	1 226	984
873, 4 ex. 8744	Research, testing, and consulting services, except facilities support management services -----	57	38	89 490	45 080	98.5	33 345	20 150	65.5	1 378	939
873	Research, development, and testing services -----	31	25	54 009	43 115	25.3	20 586	19 198	7.2	845	890
8731	Commercial physical and biological research -----	4	4	(D)	(D)	(D)	(D)	(D)	(D)	FF	FF
8732	Commercial economic, sociological, and educational research -----	4	2	202	(D)	(D)	69	(D)	(D)	4	AA
8733	Noncommercial research organizations -----	20	17	(D)	(D)	(D)	(D)	(D)	(D)	BB	CC
8734	Testing laboratories -----	3	2	453	(D)	(D)	293	(D)	(D)	17	AA
874 ex. 8744	Management and public relations services, except facilities support management services -----	26	13	35 481	'5 309	568.3	12 759	'2 596	391.5	533	'102

Places With 2,500 Inhabitants or More: 1992

appendix A. For information on geographic areas followed by ▲, see appendix F]

Selected kind-of-business or operation groups —Con.														
Miscellaneous repair services (SIC 76)		Amusement and recreation services, including motion pictures and museums (SIC 78, 79, 84)		Health services (SIC 80)		Legal services (SIC 81)		Selected educational services (SIC 823, 4, 9)		Social services (SIC 83)		Engineering, accounting, research, management, and related services (except noncommercial research organizations) (SIC 87 ex. 8733)		
Number	Receipts (\$1,000)	Number	Receipts (\$1,000)	Number	Receipts (\$1,000)	Number	Receipts (\$1,000)	Number	Receipts (\$1,000)	Number	Receipts (\$1,000)	Number	Receipts (\$1,000)	
1 169	491 484	1 275	470 845	5 519	4 925 082	1 979	959 515	131	40 430	914	150 308	2 589	2 392 601	1
8	(D)	6	(D)	29	(D)	13	5 021	2	(D)	11	(D)	15	3 878	2
6	(D)	6	(D)	29	(D)	13	5 021	1	(D)	10	(D)	13	(D)	3
2	(D)	—	—	—	—	—	—	1	(D)	1	(D)	2	(D)	4
29	4 929	64	15 140	130	55 972	51	10 363	2	(D)	27	2 941	80	17 935	5
—	—	3	(D)	13	3 826	13	3 724	—	—	2	(D)	6	895	6
4	(D)	6	612	16	4 316	3	(D)	—	—	5	1 131	17	4 215	7
3	(D)	10	839	38	24 064	11	2 207	1	(D)	4	514	15	2 547	8
2	(D)	6	2 565	27	12 260	9	1 685	—	—	5	(D)	7	1 624	9
1	(D)	4	(D)	2	(D)	1	(D)	—	—	—	(D)	2	(D)	10
19	2 996	35	(D)	34	(D)	14	(D)	1	(D)	11	(D)	33	(D)	11
2	(D)	2	(D)	31	22 578	13	2 604	—	—	6	(D)	10	2 139	12
1	(D)	2	(D)	28	(D)	11	(D)	—	—	5	(D)	9	(D)	13
1	(D)	—	—	3	(D)	2	(D)	—	—	1	(D)	1	(D)	14
4	264	3	473	11	3 137	5	695	—	—	2	(D)	2	(D)	15
1	(D)	1	(D)	2	(D)	—	—	—	—	1	(D)	1	(D)	16
3	(D)	1	(D)	7	2 572	5	695	—	—	—	—	1	(D)	17
—	—	—	—	2	(D)	—	—	—	—	1	(D)	—	—	18
10	1 081	12	1 244	20	12 058	7	1 320	1	(D)	6	(D)	16	8 376	19
4	227	6	859	11	8 510	7	1 320	—	—	1	(D)	7	(D)	20
6	854	6	385	9	3 548	—	—	1	(D)	5	532	9	(D)	21
1	(D)	2	(D)	9	3 507	2	(D)	—	—	—	—	—	(D)	22
1	(D)	2	(D)	8	(D)	2	(D)	—	—	—	—	—	(D)	23
—	—	—	—	1	(D)	—	—	—	—	—	—	—	—	24
4	180	4	251	15	21 687	7	1 437	—	—	3	118	5	695	25
4	180	4	251	10	17 139	6	(D)	—	—	2	(D)	4	(D)	26
—	—	—	—	5	4 548	1	(D)	—	—	1	(D)	1	(D)	27
34	5 924	38	8 594	152	88 284	44	12 823	6	(D)	20	2 095	46	20 726	28
18	3 464	22	5 837	115	68 698	41	12 244	4	(D)	11	(D)	32	8 113	29
—	—	—	(D)	—	—	—	—	—	—	—	—	—	—	30
2	(D)	3	506	16	9 210	1	(D)	1	(D)	3	269	5	552	31
5	590	7	1 081	8	6 983	2	(D)	1	(D)	—	—	1	(D)	32
1	(D)	1	(D)	7	1 831	—	—	—	—	1	(D)	2	(D)	33
—	—	—	—	—	—	—	—	—	—	—	—	—	—	34
1	(D)	—	—	—	—	—	—	—	—	—	—	—	—	35
7	(D)	4	(D)	6	1 562	—	—	—	—	5	454	6	(D)	36
7	2 298	7	842	37	17 147	10	1 966	1	(D)	7	1 632	8	549	37
—	—	—	—	5	3 353	4	(D)	—	—	1	(D)	1	(D)	38
4	(D)	4	388	2	(D)	5	1 121	1	(D)	4	(D)	5	440	39
2	(D)	1	(D)	15	5 079	1	(D)	—	—	1	(D)	2	(D)	40
1	(D)	2	(D)	15	(D)	—	—	—	—	1	(D)	—	—	41
2	(D)	1	(D)	14	3 510	4	715	—	—	3	(D)	7	1 556	42
1	(D)	—	—	5	1 144	3	(D)	—	—	2	(D)	3	(D)	43
—	—	—	—	—	—	—	—	—	—	—	—	—	—	44
1	(D)	1	(D)	9	2 366	1	(D)	—	—	1	(D)	4	(D)	45
6	1 701	8	1 422	23	9 613	10	1 090	—	—	7	762	5	341	46
3	(D)	4	409	18	8 745	10	1 090	—	—	4	413	3	(D)	47
3	(D)	4	1 013	5	868	—	—	—	—	3	349	2	(D)	48
4	345	4	522	11	4 643	10	2 949	—	—	1	(D)	4	(D)	49
9	3 346	11	1 290	34	20 030	13	2 958	—	—	5	285	4	240	50
4	(D)	3	310	18	15 541	5	1 529	—	—	1	(D)	3	(D)	51
2	(D)	5	765	10	2 050	4	257	—	—	1	(D)	—	—	52
3	(D)	3	215	6	2 439	4	1 172	—	—	3	(D)	1	(D)	53
2	(D)	3	403	11	6 701	3	(D)	—	—	5	249	4	311	54
2	(D)	3	(D)	5	531	2	(D)	1	(D)	2	(D)	2	(D)	55
1	(D)	3	(D)	4	(D)	2	(D)	1	(D)	2	(D)	1	(D)	56
1	(D)	—	—	1	(D)	—	—	—	—	—	—	1	(D)	57
15	2 215	16	3 272	46	46 518	20	4 663	—	—	15	(D)	19	6 443	58
—	—	3	(D)	7	1 577	5	1 532	—	—	2	(D)	—	—	59
11	1 570	12	2 814	38	(D)	15	3 131	—	—	10	(D)	18	(D)	60
4	645	1	(D)	1	(D)	—	—	—	—	3	(D)	1	(D)	61
13	4 598	12	2 588	94	88 719	27	6 613	1	(D)	11	(D)	22	3 160	62
3	(D)	5	1 160	41	26 892	1	(D)	—	—	3	(D)	7	670	63
5	2 322	3	(D)	38	50 329	7	708	—	—	2	(D)	8	1 992	64
2	(D)	1	(D)	10	6 690	17	5 614	1	(D)	6	367	2	(D)	65
3	(D)	3	(D)	5	4 808	2	(D)	—	—	—	—	5	(D)	66
3	298	2	(D)	8	6 693	5	667	—	—	6	265	3	(D)	67
2	(D)	2	(D)	8	6 693	5	667	—	—	4	(D)	3	(D)	68
1	(D)	—	—	—	—	—	—	—	—	2	(D)	—	—	69
2	(D)	1	(D)	3	(D)	2	(D)	—	—	2	(D)	3	175	70
7	1 123	11	2 933	42	38 972	25	5 427	—	—	8	(D)	17	3 401	71
2	(D)	8	(D)	25	29 776	21	4 990	—	—	6	(D)	9	2 706	72
1	(D)	2	(D)	13	8 540	3	(D)	—	—	2	(D)	5	(D)	73
4	(D)	1	(D)	4	656	1	(D)	—	—	—	—	3	(D)	74
1	(D)	2	(D)	8	5 289	3	(D)	—	—	3	54	2	(D)	75
1	(D)	—	—	7	(D)	3	(D)	—	—	2	(D)	2	(D)	76
—	—	2	(D)	1	(D)	—	—	—	—	1	(D)	—	—	77
12	2 579	15	2 352	76	62 845	24	5 137	1	(D)	15	(D)	20	2 523	78
—	—	—	—	—	—	—	—	—	—	—	—	—	—	79
5	1 347	10	1 913	67	56 753	23	(D)	1	(D)	9	677	18	(D)	80
7	1 232	5	439	9	6 092	1	(D)	—	—	6	(D)	2	(D)	81

Places With 2,500 Inhabitants or More: 1992 —Con.

appendix A. For information on geographic areas followed by ▲, see appendix F]

Selected kind-of-business or operation groups —Con.														
Miscellaneous repair services (SIC 76)		Amusement and recreation services, including motion pictures and museums (SIC 78, 79, 84)		Health services (SIC 80)		Legal services (SIC 81)		Selected educational services (SIC 823, 4, 9)		Social services (SIC 83)		Engineering, accounting, research, management, and related services (except noncommercial research organizations) (SIC 87 ex. 8733)		
Number	Receipts (\$1,000)	Number	Receipts (\$1,000)	Number	Receipts (\$1,000)	Number	Receipts (\$1,000)	Number	Receipts (\$1,000)	Number	Receipts (\$1,000)	Number	Receipts (\$1,000)	
13	(D)	14	2 575	42	21 506	17	3 221	3	(D)	8	(D)	26	7 322	1
2	(D)	3	(D)	5	1 468	6	(D)	1	(D)	1	(D)	4	(D)	2
—	—	—	(D)	1	(D)	—	—	—	—	—	—	—	(D)	3
7	1 580	9	1 889	30	15 588	9	1 890	1	(D)	5	233	11	1 366	4
4	(D)	2	(D)	6	(D)	2	(D)	1	(D)	2	(D)	11	(D)	5
18	4 884	9	1 141	68	66 135	20	4 099	2	(D)	7	(D)	18	4 025	7
11	3 834	9	1 141	53	55 187	19	(D)	2	(D)	6	(D)	13	2 683	8
7	1 050	—	—	15	10 948	1	(D)	—	—	1	(D)	5	1 342	9
6	1 539	22	11 753	58	27 512	20	4 468	1	(D)	12	(D)	26	10 105	10
3	(D)	13	8 431	31	14 088	14	3 982	1	(D)	6	525	13	9 249	11
1	(D)	—	(D)	9	2 211	4	(D)	1	(D)	1	(D)	3	(D)	12
2	(D)	9	3 322	18	11 213	2	(D)	—	—	5	(D)	10	(D)	13
10	(D)	7	(D)	35	(D)	11	4 323	—	—	15	(D)	20	4 623	14
3	(D)	1	(D)	4	958	1	(D)	—	—	3	(D)	1	(D)	15
—	—	1	(D)	—	—	—	—	—	—	—	—	—	—	16
1	(D)	1	(D)	12	(D)	3	(D)	—	—	4	419	2	(D)	17
6	(D)	2	(D)	13	4 867	7	2 383	—	—	5	381	7	632	18
—	—	2	(D)	6	(D)	—	—	—	—	3	(D)	10	(D)	19
8	1 037	10	11 405	32	17 227	17	3 081	1	(D)	8	(D)	11	2 384	20
4	(D)	5	(D)	12	(D)	7	851	1	(D)	1	(D)	5	1 475	21
1	(D)	2	(D)	18	10 559	10	2 230	—	—	3	65	4	(D)	22
—	—	—	—	—	—	—	—	—	—	3	(D)	1	(D)	23
3	(D)	3	(D)	2	(D)	—	—	—	—	1	(D)	1	(D)	24
20	3 796	35	8 199	179	159 992	41	14 919	3	(D)	13	(D)	43	13 381	25
1	(D)	4	(D)	4	(D)	1	(D)	—	—	—	—	2	(D)	26
—	—	1	(D)	1	(D)	1	(D)	—	—	—	—	—	(D)	27
10	2 487	20	4 854	144	131 330	39	(D)	3	(D)	7	1 473	38	12 747	28
3	(D)	3	(D)	3	9 907	—	—	—	—	3	(D)	—	—	29
—	—	1	(D)	10	—	—	—	—	—	—	—	—	—	30
2	(D)	5	1 712	10	4 271	—	—	—	—	2	(D)	2	(D)	31
1	(D)	1	(D)	1	(D)	—	—	—	—	—	—	—	(D)	32
3	626	3	(D)	6	(D)	—	—	—	—	1	(D)	1	(D)	33
3	(D)	4	1 090	17	3 943	4	362	1	(D)	3	349	4	429	34
1	(D)	4	1 090	16	(D)	4	362	—	—	3	349	4	429	35
—	—	—	—	—	—	—	—	—	—	—	—	—	—	36
2	(D)	—	—	1	(D)	—	—	1	(D)	—	—	—	—	37
8	1 080	7	818	46	39 214	8	1 058	—	—	5	513	7	1 753	38
—	—	3	(D)	5	641	1	(D)	—	—	—	—	—	(D)	39
4	519	3	(D)	35	35 629	6	(D)	—	—	4	(D)	4	(D)	40
4	561	1	(D)	6	2 944	1	(D)	—	—	1	(D)	3	(D)	41
5	698	7	615	16	6 199	8	909	—	—	7	304	10	1 764	42
2	(D)	3	(D)	11	4 081	5	(D)	—	—	1	(D)	3	(D)	43
3	(D)	4	(D)	5	2 118	3	(D)	—	—	6	(D)	7	(D)	44
3	(D)	3	(D)	4	741	2	(D)	—	—	—	—	2	(D)	45
2	(D)	3	223	6	5 364	5	654	—	—	—	—	1	(D)	46
—	—	—	(D)	4	(D)	4	(D)	—	—	—	—	1	(D)	47
2	(D)	3	223	2	(D)	1	(D)	—	—	—	—	—	—	48
5	(D)	4	253	11	3 478	2	(D)	—	—	3	224	8	792	49
2	(D)	2	(D)	7	2 318	1	(D)	—	—	2	(D)	3	503	50
—	—	—	—	—	—	—	—	—	—	—	—	—	—	51
2	(D)	2	(D)	3	(D)	1	(D)	—	—	1	(D)	4	(D)	52
1	(D)	—	—	1	(D)	—	—	—	—	—	—	1	(D)	53
44	(D)	40	17 987	178	250 670	49	16 034	4	(D)	39	(D)	61	23 826	54
33	6 761	36	17 382	170	246 329	48	(D)	4	(D)	30	(D)	59	(D)	55
11	(D)	4	605	8	4 341	1	(D)	—	—	9	607	2	(D)	56
15	2 547	11	1 637	49	17 662	18	3 150	—	—	9	3 572	18	3 642	57
—	—	1	(D)	1	(D)	—	—	—	—	—	—	—	(D)	58
12	(D)	7	987	37	15 465	18	3 150	—	—	6	(D)	12	(D)	59
3	(D)	3	(D)	11	(D)	—	—	—	—	3	(D)	6	(D)	60
251	196 756	237	108 086	1 206	1 418 943	473	428 741	31	5 129	158	35 779	657	876 713	61
3	3 259	2	(D)	1	(D)	—	—	—	—	—	—	—	—	62
11	5 242	5	1 700	54	32 009	28	5 891	1	(D)	8	(D)	13	3 248	63
101	83 513	68	(D)	611	789 845	316	373 198	11	927	70	11 236	269	201 738	64
1	(D)	1	(D)	—	—	—	—	—	—	—	—	—	(D)	65
9	4 841	1	(D)	14	6 380	2	(D)	—	—	2	(D)	4	(D)	66
—	—	3	537	1	(D)	—	—	—	—	3	(D)	1	(D)	67
6	1 208	2	(D)	22	6 723	4	512	—	—	2	(D)	13	1 300	68
13	11 204	19	5 685	145	344 220	50	27 042	3	(D)	9	8 536	67	34 341	69
9	2 122	14	5 725	61	34 853	8	1 137	—	—	12	2 936	43	(D)	70
10	5 706	10	4 343	14	5 226	1	(D)	—	—	3	326	4	(D)	71
11	14 176	5	(D)	8	(D)	1	(D)	—	—	3	(D)	8	(D)	72
7	(D)	4	1 031	9	2 293	3	(D)	—	—	3	615	4	(D)	73
—	—	—	—	—	—	—	—	—	—	—	—	—	—	74
—	—	2	(D)	4	(D)	—	—	—	—	1	(D)	—	(D)	75
—	—	10	4 381	55	46 476	21	4 384	4	1 146	2	(D)	68	31 616	76

Places With 2,500 Inhabitants or More: 1992 -Con.

appendix A. For information on geographic areas followed by ▲, see appendix F]

Selected kind-of-business or operation groups -Con.													
Miscellaneous repair services (SIC 76)		Amusement and recreation services, including motion pictures and museums (SIC 78, 79, 84)		Health services (SIC 80)		Legal services (SIC 81)		Selected educational services (SIC 823, 4, 9)		Social services (SIC 83)		Engineering, accounting, research, management, and related services (except noncommercial research organizations) (SIC 87 ex. 8733)	
Number	Receipts (\$1,000)	Number	Receipts (\$1,000)	Number	Receipts (\$1,000)	Number	Receipts (\$1,000)	Number	Receipts (\$1,000)	Number	Receipts (\$1,000)	Number	Receipts (\$1,000)
1	(D)	4	577	8	7 558	1	(D)	-	-	-	-	-	-
11	8 917	4	(D)	5	2 546	1	(D)	-	-	2	(D)	8	1 932
5	2 440	3	(D)	5	4 848	3	163	-	-	2	(D)	4	453
3	357	16	5 494	52	28 492	7	968	3	263	-	-	31	12 188
1	(D)	3	(D)	4	1 399	-	-	-	-	1	(D)	-	-
49	52 057	61	(D)	133	(D)	27	(D)	8	(D)	35	(D)	120	(D)
4	553	4	(D)	11	11 328	2	(D)	-	-	1	(D)	5	1 009
18	3 963	38	7 643	150	117 447	43	10 000	3	(D)	21	(D)	48	19 454
13	3 226	28	6 091	137	114 062	42	(D)	3	(D)	12	2 018	42	17 602
5	737	10	1 552	13	3 385	1	(D)	-	-	9	(D)	6	1 852
1	(D)	4	462	12	7 319	8	1 188	-	-	6	(D)	4	438
1	(D)	1	(D)	11	(D)	7	(D)	-	-	4	(D)	3	(D)
1	(D)	3	(D)	1	(D)	1	(D)	-	-	2	(D)	1	(D)
16	5 660	27	8 067	85	69 724	28	8 016	4	(D)	24	3 068	48	20 847
5	(D)	16	5 341	26	8 693	13	(D)	2	(D)	9	(D)	23	16 096
7	1 797	10	(D)	56	60 265	14	4 841	2	(D)	13	(D)	21	4 151
4	(D)	1	(D)	1	(D)	1	(D)	-	-	-	-	1	(D)
7	956	13	1 655	49	28 256	12	7 578	-	-	8	(D)	18	(D)
4	(D)	9	1 394	43	23 355	11	(D)	-	-	4	(D)	12	5 442
3	(D)	4	261	6	4 901	-	-	-	-	-	-	1	(D)
1	(D)	3	(D)	2	(D)	2	(D)	-	-	4	(D)	5	(D)
3	(D)	4	(D)	12	6 662	8	2 238	-	-	1	(D)	2	(D)
2	(D)	4	-	12	6 662	8	2 238	-	-	4	(D)	6	(D)
1	(D)	4	(D)	-	-	-	-	-	-	3	(D)	6	(D)
68	24 001	99	32 148	484	428 857	112	45 387	13	(D)	55	(D)	337	(D)
56	23 136	73	27 233	452	413 801	111	(D)	13	(D)	39	5 874	313	(D)
1	(D)	11	1 315	20	12 462	1	(D)	-	-	7	1 418	9	5 146
11	(D)	15	3 600	12	2 594	-	-	-	-	9	(D)	15	(D)
4	206	3	(D)	19	11 888	7	1 954	-	-	5	115	9	777
2	(D)	2	(D)	16	11 229	6	(D)	-	-	5	115	7	(D)
2	(D)	1	(D)	2	(D)	1	(D)	-	-	-	-	1	(D)
7	905	8	1 203	37	28 265	11	2 526	1	(D)	5	(D)	8	1 576
4	408	3	(D)	15	18 322	7	2 099	-	-	-	-	4	1 073
1	(D)	2	(D)	15	7 133	3	(D)	1	(D)	-	-	1	(D)
2	(D)	3	(D)	7	2 810	1	(D)	-	-	5	(D)	2	(D)
16	5 786	29	4 896	96	47 837	26	5 173	-	-	18	(D)	32	8 925
6	2 170	9	1 519	33	15 286	9	1 567	-	-	4	(D)	15	6 000
1	(D)	5	535	15	7 047	2	(D)	-	-	5	285	10	2 232
1	(D)	4	237	18	(D)	4	(D)	-	-	2	(D)	1	(D)
4	(D)	7	609	20	12 669	11	2 306	-	-	3	(D)	3	(D)
4	(D)	4	1 996	10	(D)	-	-	-	-	4	444	3	(D)
161	81 661	120	45 575	512	505 245	248	133 245	13	(D)	69	19 635	301	167 419
4	321	-	-	3	589	1	(D)	-	-	1	(D)	2	(D)
3	774	-	-	2	(D)	-	-	-	-	-	-	2	(D)
99	59 779	88	23 590	453	483 923	241	131 597	13	(D)	50	(D)	268	158 526
9	1 779	2	(D)	8	(D)	1	(D)	-	-	3	263	3	180
5	8 698	6	1 352	13	4 834	2	(D)	-	-	-	-	6	(D)
6	676	3	(D)	3	(D)	-	-	-	-	2	(D)	1	(D)
35	9 634	21	(D)	30	(D)	3	(D)	-	-	13	(D)	19	(D)
2	(D)	3	(D)	16	8 282	6	1 493	-	-	8	415	6	814
1	(D)	1	(D)	15	(D)	6	1 493	-	-	4	256	6	814
1	(D)	2	(D)	1	(D)	-	-	-	-	4	159	6	814
65	21 541	53	19 628	427	454 474	165	90 744	19	(D)	71	14 667	220	119 546
61	(D)	51	(D)	422	451 242	165	90 744	19	(D)	69	(D)	213	118 089
4	(D)	2	(D)	5	3 232	-	-	-	-	2	(D)	7	1 457
39	(D)	40	9 789	191	126 905	47	16 893	4	(D)	30	(D)	60	20 459
29	12 420	30	8 515	160	99 402	45	(D)	4	(D)	15	2 689	45	16 863
1	(D)	5	625	20	14 329	2	(D)	-	-	1	(D)	8	850
9	(D)	5	649	11	13 174	-	-	-	-	14	(D)	7	2 746
3	180	1	(D)	8	3 949	3	411	-	-	-	-	1	(D)
1	(D)	-	-	7	(D)	3	411	-	-	-	-	1	(D)
2	(D)	1	(D)	1	(D)	-	-	-	-	-	-	1	(D)
4	(D)	4	645	14	7 068	7	948	-	-	4	294	8	583
2	(D)	1	(D)	6	3 381	1	(D)	-	-	1	(D)	6	(D)
2	(D)	3	(D)	8	3 687	6	(D)	-	-	3	(D)	2	(D)
15	2 039	4	363	28	13 075	9	1 438	-	-	6	664	7	2 271
7	1 049	4	363	25	12 374	8	(D)	-	-	-	(D)	6	(D)
8	990	-	-	3	701	1	(D)	-	-	2	(D)	1	(D)
4	538	5	817	15	5 859	8	1 413	-	-	6	707	2	(D)
3	(D)	4	(D)	10	5 009	6	(D)	-	-	4	(D)	2	(D)
1	(D)	1	(D)	5	850	2	(D)	-	-	2	(D)	2	(D)
12	2 032	10	1 551	28	18 589	22	6 629	1	(D)	6	(D)	11	1 722
9	(D)	10	1 551	26	(D)	22	6 629	1	(D)	6	(D)	10	(D)
3	(D)	-	-	2	(D)	-	-	-	-	-	-	1	(D)
12	3 570	9	1 234	39	17 724	12	3 668	-	-	10	(D)	16	1 592
1	(D)	-	-	-	-	-	-	-	-	-	-	-	(D)
1	(D)	1	(D)	-	-	2	(D)	-	-	-	-	1	(D)
6	2 741	2	(D)	24	11 508	6	2 619	-	-	8	(D)	8	1 156
4	(D)	6	(D)	15	6 216	4	(D)	-	-	8	579	6	(D)

SERVICE INDUSTRIES—GEOGRAPHIC AREA SERIES

ALABAMA AL-25

Table 4. Summary Statistics for Firms Subject to Federal Income Tax for Counties and for

[Includes only establishments with payroll. For meaning of abbreviations and symbols, see introductory text. For explanation of terms and comparability of 1987 and 1992 censuses, see

	Geographic area	Estab-lish-ments (number)	Receipts (\$1,000)	Annual payroll (\$1,000)	First-quarter payroll (\$1,000)	Paid employees for pay period including March 12 (number)	Selected kind-of-business or operation groups							
							Hotels, rooming houses, camps, and other lodging places (except membership lodging) (SIC 70 ex. 704)		Personal services (SIC 72)		Business services (SIC 73)		Automotive repair, services, and parking (SIC 75)	
							Number	Receipts (\$1,000)	Number	Receipts (\$1,000)	Number	Receipts (\$1,000)	Number	Receipts (\$1,000)
1	Shelby County -----	551	298 225	100 132	23 181	5 294	6	(D)	68	16 566	89	75 718	54	15 978
2	Alabaster -----	99	61 538	23 962	5 182	934	—	—	10	1 003	9	(D)	8	2 041
3	Birmingham (part) ▲ -----	55	28 557	10 677	2 324	468	1	(D)	10	2 663	10	3 919	3	1 948
4	Childersburg (part) ▲ -----	—	—	—	—	—	—	—	—	—	—	—	—	—
5	Columbiana -----	29	8 260	2 577	661	110	—	—	4	679	2	(D)	2	(D)
6	Helena -----	11	2 806	563	129	50	—	—	3	1 224	3	(D)	—	—
7	Hoover (part) ▲ -----	5	325	96	27	6	—	—	—	—	2	(D)	—	—
8	Leeds (part) ▲ -----	—	—	—	—	—	—	—	—	—	—	—	—	—
9	Montevallo -----	31	5 551	1 305	306	110	—	—	4	(D)	1	(D)	5	1 313
10	Pelham -----	114	74 396	18 412	4 199	952	2	(D)	17	4 008	29	17 616	18	6 556
11	Vestavia Hills (part) ▲ -----	—	—	—	—	—	—	—	—	—	—	—	—	—
12	Balance of county -----	207	116 792	42 540	10 353	2 664	3	(D)	20	(D)	33	(D)	18	(D)
13	Sumter County -----	37	9 901	3 925	852	216	3	1 002	4	519	6	1 902	4	751
14	Livingston -----	18	5 757	2 130	501	125	2	(D)	1	(D)	2	(D)	1	(D)
15	York -----	10	2 004	670	112	40	—	—	2	(D)	2	(D)	3	(D)
16	Balance of county -----	9	2 140	1 125	239	51	1	(D)	1	(D)	2	(D)	—	—
17	Talladega County -----	281	98 518	35 479	7 831	1 964	9	4 006	46	6 087	35	8 439	28	4 557
18	Childersburg (part) ▲ -----	31	6 604	1 951	467	135	2	(D)	6	1 827	3	(D)	2	(D)
19	Lincoln -----	1	(D)	(D)	(D)	AA	—	—	—	—	—	—	—	—
20	Oxford (part) ▲ -----	1	(D)	(D)	(D)	AA	—	—	—	—	—	—	—	—
21	Sylacauga -----	115	34 062	13 358	2 754	740	2	(D)	23	2 040	15	5 582	8	1 862
22	Talladega -----	90	38 832	15 804	3 648	830	2	(D)	14	2 139	7	1 186	10	1 506
23	Balance of county -----	43	(D)	(D)	(D)	CC	3	(D)	3	81	10	(D)	8	(D)
24	Tallapoosa County -----	148	106 978	60 039	13 696	4 158	8	8 125	25	2 526	17	31 177	12	2 882
25	Alexander City -----	99	68 855	36 876	9 415	2 411	4	(D)	17	1 914	12	30 234	9	2 556
26	Dadeville -----	27	13 755	5 563	1 294	511	3	(D)	3	(D)	3	(D)	2	(D)
27	Tallassee (part) ▲ -----	4	(D)	(D)	(D)	AA	—	—	1	(D)	—	—	—	—
28	Balance of county -----	18	(D)	(D)	(D)	GG	1	(D)	4	418	2	(D)	1	(D)
29	Tuscaloosa County -----	847	422 767	171 004	37 395	8 330	19	(D)	130	26 717	122	44 838	92	30 700
30	Northport -----	126	89 253	35 695	8 528	1 933	1	(D)	26	3 716	14	7 912	15	2 401
31	Tuscaloosa -----	651	317 383	129 914	27 558	5 927	14	(D)	98	22 531	98	35 197	61	24 885
32	Balance of county -----	70	16 131	5 395	1 309	470	4	(D)	6	470	10	1 729	16	3 414
33	Walker County -----	299	105 378	43 104	9 399	2 101	5	(D)	39	6 234	28	3 999	29	7 340
34	Cordova -----	5	3 550	1 470	363	149	—	—	—	—	—	—	—	—
35	Jasper -----	201	86 537	36 339	7 853	1 563	3	(D)	25	5 079	19	2 609	17	5 692
36	Sumiton (part) ▲ -----	15	(D)	(D)	(D)	BB	—	—	3	(D)	—	—	1	(D)
37	Balance of county -----	78	(D)	(D)	(D)	EE	2	(D)	11	(D)	9	1 390	11	(D)
38	Washington County -----	25	6 028	2 990	811	100	1	(D)	4	(D)	1	(D)	3	(D)
39	Wilcox County -----	34	8 702	3 342	817	245	4	(D)	3	(D)	3	(D)	5	935
40	Winston County -----	71	17 869	6 307	1 395	499	1	(D)	12	1 458	6	1 247	12	1 534
41	Haleyville (part) ▲ -----	46	(D)	(D)	(D)	EE	1	(D)	7	1 160	3	(D)	6	796
42	Balance of county -----	25	(D)	(D)	(D)	CC	—	—	5	298	3	(D)	6	738

Places With 2,500 Inhabitants or More: 1992 —Con.

appendix A. For information on geographic areas followed by ▲, see appendix F]

Selected kind-of-business or operation groups —Con.														
Miscellaneous repair services (SIC 76)		Amusement and recreation services, including motion pictures and museums (SIC 78, 79, 84)		Health services (SIC 80)		Legal services (SIC 81)		Selected educational services (SIC 823, 4, 9)		Social services (SIC 83)		Engineering, accounting, research, management, and related services (except noncommercial research organizations) (SIC 87 ex. 8733)		
Number	Receipts (\$1,000)	Number	Receipts (\$1,000)	Number	Receipts (\$1,000)	Number	Receipts (\$1,000)	Number	Receipts (\$1,000)	Number	Receipts (\$1,000)	Number	Receipts (\$1,000)	
28	18 341	39	38 907	112	62 715	26	8 108	3	(D)	36	5 256	84	49 219	1
4	(D)	6	494	36	32 378	8	1 662	1	(D)	8	749	9	2 968	2
—	—	4	(D)	8	2 685	6	3 658	—	—	—	—	11	9 563	3
—	—	—	—	—	—	—	—	—	—	—	—	—	—	4
1	(D)	4	416	9	4 330	3	1 472	—	—	2	(D)	2	(D)	5
1	(D)	1	(D)	—	—	—	—	—	—	1	(D)	2	(D)	6
—	—	—	—	—	—	—	—	—	—	—	—	3	(D)	7
—	—	—	—	—	—	—	—	—	—	—	—	—	—	8
2	(D)	4	372	9	1 786	2	(D)	—	—	1	(D)	1	(D)	9
5	2 175	10	(D)	12	3 986	4	(D)	—	—	5	(D)	12	7 365	10
—	—	—	—	—	—	—	—	—	—	—	—	—	—	11
15	(D)	10	(D)	38	17 550	3	(D)	2	(D)	19	(D)	44	27 610	12
2	(D)	1	(D)	6	1 678	4	824	—	—	1	(D)	6	2 796	13
1	(D)	—	—	4	(D)	3	(D)	—	—	1	(D)	3	(D)	14
1	(D)	—	—	1	(D)	—	—	—	—	—	—	1	(D)	15
—	—	1	(D)	1	(D)	1	(D)	—	—	—	—	2	(D)	16
19	12 973	22	12 006	65	38 796	29	7 250	1	(D)	8	(D)	19	3 530	17
2	(D)	4	(D)	8	2 805	1	(D)	—	—	—	—	3	243	18
—	—	—	—	1	(D)	—	—	—	—	—	—	—	—	19
—	—	—	—	—	—	—	—	—	—	—	(D)	—	—	20
7	(D)	7	(D)	30	17 284	10	(D)	—	—	5	188	8	743	21
5	(D)	7	817	23	17 261	17	4 254	1	(D)	1	(D)	3	(D)	22
5	(D)	4	(D)	3	(D)	1	(D)	—	—	1	(D)	5	(D)	23
3	(D)	9	3 521	42	28 357	16	3 606	1	(D)	8	(D)	7	(D)	24
1	(D)	6	(D)	29	20 787	9	2 456	1	(D)	6	(D)	5	1 180	25
—	—	1	(D)	7	(D)	6	(D)	—	—	1	(D)	1	(D)	26
—	—	—	—	2	(D)	1	(D)	—	—	—	—	—	—	27
2	(D)	2	(D)	4	(D)	—	—	—	—	1	(D)	1	(D)	28
42	12 526	52	10 682	194	197 439	73	28 125	6	(D)	35	5 745	78	39 228	29
7	1 166	12	(D)	30	(D)	2	(D)	1	(D)	7	1 324	11	5 460	30
23	9 125	37	9 337	162	131 265	70	(D)	5	(D)	22	3 664	57	29 747	31
12	2 235	3	(D)	2	(D)	1	(D)	—	—	6	757	10	4 021	32
20	8 840	20	3 112	85	55 345	31	10 248	—	—	13	992	28	7 543	33
1	(D)	1	(D)	3	(D)	—	—	—	—	—	—	—	—	34
7	5 564	13	1 923	64	46 293	29	(D)	—	—	5	(D)	19	6 991	35
2	(D)	—	—	5	1 021	1	(D)	—	—	1	(D)	2	(D)	36
10	(D)	6	(D)	13	(D)	1	(D)	—	—	7	(D)	7	(D)	37
1	(D)	1	(D)	4	938	5	(D)	—	—	—	—	4	1 115	38
1	(D)	1	(D)	8	4 907	4	330	—	—	1	(D)	4	389	39
3	297	9	1 338	12	9 601	10	1 487	1	(D)	2	(D)	3	(D)	40
1	(D)	5	627	10	(D)	8	(D)	1	(D)	2	(D)	2	(D)	41
2	(D)	4	711	2	(D)	2	(D)	—	—	—	—	1	(D)	42

Table 5. Summary Statistics for Firms Subject to Federal Income Tax for Places With 350 Establishments or More: 1992

[Includes only establishments with payroll. For meaning of abbreviations and symbols, see introductory text. For explanation of terms and comparability of 1987 and 1992 censuses, see appendix A. For information on geographic areas followed by ▲, see appendix F]

SIC code	Geographic area and kind of business or operation	Establishments (number)	Receipts (\$1,000)	Annual payroll (\$1,000)	First-quarter payroll (\$1,000)	Paid employees for pay period including March 12 (number)
ANNISTON						
	Total	391	137 926	53 982	11 319	3 496
70 ex. 704	Hotels, rooming houses, camps, and other lodging places (except membership lodging)	8	2 979	818	206	128
7011	Hotels and motels	8	2 979	818	206	128
7011 pt.	Hotels	1	(D)	(D)	(D)	BB
7011 pt.	Motels, motor hotels, and tourist courts	7	(D)	(D)	(D)	BB
702, 3	Other lodging places	—	—	—	—	—
72	Personal services	49	8 801	3 114	818	401
721	Laundry, cleaning, and garment services	14	2 092	796	184	81
7211	Power laundries, family and commercial*	1	(D)	(D)	(D)	AA
7213	Linen supply*	—	—	—	—	—
7215	Coin-operated laundries and drycleaning	3	(D)	(D)	(D)	AA
7216	Drycleaning plants, except rug cleaning*	7	(D)	(D)	(D)	BB
7217	Carpet and upholstery cleaning	2	(D)	(D)	(D)	AA
7218	Industrial laundriers*	—	—	—	—	—
7212, 9	Other laundry, cleaning, and garment services*	1	(D)	(D)	(D)	AA
722	Photographic studios, portrait	4	1 188	250	55	27
723, 4	Beauty and barber shops	22	2 020	1 028	263	116
723	Beauty shops	21	(D)	(D)	(D)	CC
724	Barber shops	1	(D)	(D)	(D)	AA
725	Shoe repair shops and shoeshine parlors	—	—	—	—	—
726	Funeral service and crematories	4	1 893	489	117	21
729	Miscellaneous personal services	5	1 608	551	199	156
73	Business services	42	13 790	7 403	1 352	1 208
731	Advertising	—	—	—	—	—
732	Consumer credit reporting agencies, mercantile reporting agencies, and adjustment and collection agencies	2	(D)	(D)	(D)	AA
733	Mailing, reproduction, commercial art and photography, and stenographic services	3	(D)	(D)	(D)	AA
734	Services to dwellings and other buildings	10	3 067	1 239	283	119
735	Miscellaneous equipment rental and leasing	10	2 368	513	121	42
736	Personnel supply services	6	(D)	(D)	(D)	FF
737	Computer programming, data processing, and other computer related services	2	(D)	(D)	(D)	AA
7371, 2, 3	Computer programming, prepackaged software, and integrated systems	1	(D)	(D)	(D)	AA
7374, 5, 6	Data processing services	—	—	—	—	—
7377, 8, 9	Computer rental and leasing, maintenance, and related services, n.e.c.	1	(D)	(D)	(D)	AA
738	Miscellaneous business services	9	(D)	(D)	(D)	CC
75	Automotive repair, services, and parking	49	11 727	3 048	729	218
751	Automotive rental and leasing, without drivers	3	(D)	(D)	(D)	AA
752	Automobile parking	—	—	—	—	—
753	Automotive repair shops	40	9 348	2 505	581	169
7532	Top, body, and upholstery repair shops and paint shops	8	2 037	538	135	34
7538	General automotive repair shops	16	4 221	1 039	235	56
7533, 4, 6, 7, 9	Other automotive repair shops	16	3 090	928	211	79
754	Automotive services, except repair	6	(D)	(D)	(D)	BB
76	Miscellaneous repair services	18	3 464	1 457	283	77
762	Electrical repair shops	7	(D)	(D)	(D)	BB
7622	Radio and television repair shops	2	(D)	(D)	(D)	AA
7623, 9	Other electrical and electronic repair shops	5	(D)	(D)	(D)	BB
763	Watch, clock, and jewelry repair	—	—	—	—	—
764	Reupholstery and furniture repair	1	(D)	(D)	(D)	AA
769	Miscellaneous repair and related services	10	(D)	(D)	(D)	BB
78, 79, 84	Amusement and recreation services, including motion pictures and museums	22	5 837	1 138	267	151
781, 2	Motion picture production, distribution, and services	—	—	—	—	—
783	Motion picture theaters	2	(D)	(D)	(D)	BB
784	Video tape rental	6	(D)	(D)	(D)	BB
792	Theatrical producers (except motion picture), bands, orchestras, and entertainers	1	(D)	(D)	(D)	AA
793	Bowling centers	1	(D)	(D)	(D)	AA
79 ex. 792, 3, 84	Commercial sports and other amusement and recreation services, including museums	12	(D)	(D)	(D)	BB
80	Health services	115	68 698	29 562	6 023	951
801	Offices and clinics of doctors of medicine	58	47 365	21 924	4 280	464
802	Offices and clinics of dentists	33	7 270	2 367	535	130
803	Offices and clinics of doctors of osteopathy	1	(D)	(D)	(D)	AA
804	Offices and clinics of other health practitioners	15	(D)	(D)	(D)	BB
805	Nursing and personal care facilities	2	(D)	(D)	(D)	CC
806	Hospitals	—	—	—	—	—
807, 8, 9	Other health services	6	(D)	(D)	(D)	BB
81	Legal services	41	12 244	3 545	721	145
823, 4, 9	Selected educational services	4	(D)	(D)	(D)	BB

Table 5. Summary Statistics for Firms Subject to Federal Income Tax for Places With 350 Establishments or More: 1992 — Con.

[Includes only establishments with payroll. For meaning of abbreviations and symbols, see introductory text. For explanation of terms and comparability of 1987 and 1992 censuses, see appendix A. For information on geographic areas followed by ▲, see appendix F]

SIC code	Geographic area and kind of business or operation	Establishments (number)	Receipts (\$1,000)	Annual payroll (\$1,000)	First-quarter payroll (\$1,000)	Paid employees for pay period including March 12 (number)
ANNISTON—Con.						
83	Social services	11	(D)	(D)	(D)	BB
835	Child day care services	4	(D)	(D)	(D)	BB
832, 3, 6, 9	Other social services	7	(D)	(D)	(D)	AA
87 ex. 8733	Engineering, accounting, research, management, and related services (except noncommercial research organizations)	32	8 113	3 250	748	152
871	Engineering, architectural, and surveying services	12	4 101	1 499	330	64
872	Accounting, auditing, and bookkeeping services	18	(D)	(D)	(D)	BB
873 ex. 8733	Research, development, and testing services (except noncommercial research organizations)	—	—	—	—	—
874	Management and public relations services	2	(D)	(D)	(D)	AA
89	Services, n.e.c.	—	—	—	—	—
BIRMINGHAM ▲						
Total		2 340	2 193 174	869 160	188 159	37 809
70 ex. 704	Hotels, rooming houses, camps, and other lodging places (except membership lodging)	41	(D)	(D)	(D)	GG
7011	Hotels and motels	36	45 382	13 928	2 819	1 386
7011 pt.	Hotels	21	36 401	11 470	2 480	1 170
7011 pt.	Hotels, 25 guestrooms or more	19	(D)	(D)	(D)	GG
7011 pt.	Hotels, less than 25 guestrooms	2	(D)	(D)	(D)	AA
7011 pt.	Motels, motor hotels, and tourist courts	15	8 981	2 458	339	216
7011 pt.	Motels, tourist courts	14	(D)	(D)	(D)	CC
7011 pt.	Motor hotels	1	(D)	(D)	(D)	AA
702, 3	Other lodging places	5	(D)	(D)	(D)	AA
702	Rooming and boarding houses	5	(D)	(D)	(D)	AA
703	Camps and recreational vehicle parks	—	—	—	—	—
72	Personal services	209	76 915	27 070	6 767	1 960
721	Laundry, cleaning, and garment services	71	41 806	16 164	3 966	1 032
7211	Power laundries, family and commercial*	3	(D)	(D)	(D)	AA
7213	Linen supply*	3	(D)	(D)	(D)	EE
7215	Coin-operated laundries and drycleaning	17	1 610	385	92	50
7216	Drycleaning plants, except rug cleaning*	29	9 919	4 567	1 073	333
7217	Carpet and upholstery cleaning	6	1 376	582	233	34
7218	Industrial laundrers*	3	(D)	(D)	(D)	CC
7212, 9	Other laundry, cleaning, and garment services*	10	(D)	(D)	(D)	BB
7212	Garment pressing, and agents for laundries and drycleaners	5	481	134	31	16
7219	Laundry and garment services, n.e.c.*	5	(D)	(D)	(D)	AA
722	Photographic studios, portrait	12	7 312	1 599	350	101
723, 4	Beauty and barber shops	75	9 161	3 866	956	370
723	Beauty shops	68	8 619	3 620	903	347
724	Barber shops	7	542	246	53	23
725	Shoe repair shops and shoeshine parlors	6	346	110	31	15
726	Funeral service and crematories	15	11 102	2 948	741	179
729	Miscellaneous personal services	30	7 188	2 383	723	263
7291	Tax return preparation services	12	2 032	650	299	161
7299	Miscellaneous personal services, n.e.c.	18	5 156	1 733	424	102
73	Business services	361	391 422	154 849	37 593	14 650
731	Advertising	31	49 394	15 546	4 225	492
7311	Advertising agencies	25	(D)	(D)	(D)	EE
7312	Outdoor advertising services	2	(D)	(D)	(D)	BB
7313	Radio, television, publishers' advertising representatives	1	(D)	(D)	(D)	AA
7319	Advertising, n.e.c.	3	(D)	(D)	(D)	BB
732	Consumer credit reporting agencies, mercantile reporting agencies, and adjustment and collection agencies	9	15 713	5 231	1 297	231
7322	Adjustment and collection services	5	(D)	(D)	(D)	BB
7323	Credit reporting services	4	(D)	(D)	(D)	CC
733	Mailing, reproduction, commercial art and photography, and stenographic services	33	15 693	5 313	1 317	243
7331	Direct mail advertising services	6	(D)	(D)	(D)	BB
7334	Photocopying and duplicating services	9	(D)	(D)	(D)	BB
7335, 6	Commercial photography, art, and graphics	12	2 952	1 018	231	45
7335	Commercial photography	6	852	262	53	12
7336	Commercial art and graphic design	6	2 100	756	178	33
7338	Secretarial and court reporting services	6	4 684	1 949	557	43
734	Services to dwellings and other buildings	64	52 455	30 736	7 414	4 883
7342	Disinfecting and pest control services	12	10 717	4 556	990	201
7349	Building cleaning and maintenance services, n.e.c.	52	41 738	26 180	6 424	4 682
735	Miscellaneous equipment rental and leasing	28	21 349	5 439	1 242	266
7352	Medical equipment rental and leasing	2	(D)	(D)	(D)	AA
7353	Heavy construction equipment rental and leasing	5	(D)	(D)	(D)	CC
7359	Equipment rental and leasing, n.e.c.	21	10 189	2 312	486	136
736	Personnel supply services	36	32 828	23 304	5 477	4 314
7361	Employment agencies	13	2 154	699	141	52
7363	Help supply services	23	30 674	22 605	5 336	4 262
7363 pt.	Temporary help supply	15	21 299	15 625	3 474	1 572
7363 pt.	Help supply, except temporary	8	9 375	6 980	1 862	2 690

Table 5. Summary Statistics for Firms Subject to Federal Income Tax for Places With 350 Establishments or More: 1992 — Con.

[Includes only establishments with payroll. For meaning of abbreviations and symbols, see introductory text. For explanation of terms and comparability of 1987 and 1992 censuses, see appendix A. For information on geographic areas followed by ▲, see appendix F]

SIC code	Geographic area and kind of business or operation	Establishments (number)	Receipts (\$1,000)	Annual payroll (\$1,000)	First-quarter payroll (\$1,000)	Paid employees for pay period including March 12 (number)
BIRMINGHAM ▲—Con.						
73	Business services—Con.					
737	Computer programming, data processing, and other computer related services -----	63	131 356	37 471	9 132	1 365
7371, 2, 3	Computer programming, prepackaged software, and integrated systems -----	28	51 958	13 819	3 411	403
7371	Computer programming services -----	13	(D)	(D)	(D)	CC
7372	Prepackaged software -----	8	19 762	3 007	700	72
7373	Computer integrated systems -----	7	(D)	(D)	(D)	CC
7374, 5, 6	Data processing services -----	16	67 609	20 262	4 958	836
7374, 5	Computer processing, information retrieval -----	14	(D)	(D)	(D)	FF
7376	Computer facilities management services -----	2	(D)	(D)	(D)	AA
7377, 8, 9	Computer rental and leasing, maintenance, and related services, n.e.c. -----	19	11 789	3 390	763	126
7377	Computer rental and leasing -----	3	(D)	(D)	(D)	AA
7378	Computer maintenance and repair -----	11	10 436	2 973	677	106
7379	Computer related services, n.e.c. -----	5	(D)	(D)	(D)	AA
738	Miscellaneous business services -----	97	72 634	31 809	7 489	2 856
7381, 2	Detective agencies and protective services -----	26	30 649	18 833	4 505	2 013
7381	Detective, guard, and armored car services -----	22	(D)	(D)	(D)	GG
7382	Security systems services -----	4	(D)	(D)	(D)	BB
7383	News syndicates -----	2	(D)	(D)	(D)	AA
7384	Photofinishing laboratories* -----	12	11 580	3 598	786	270
7389	Business services, n.e.c. -----	57	(D)	(D)	(D)	FF
7389 pt.	Sign painting shops -----	2	(D)	(D)	(D)	AA
7389 pt.	Interior designing -----	8	2 310	593	128	44
7389 pt.	Telephone answering services -----	4	(D)	(D)	(D)	BB
7389 pt.	Other business services -----	43	(D)	(D)	(D)	EE
75	Automotive repair, services, and parking -----	242	148 041	29 980	7 059	1 641
751	Automotive rental and leasing, without drivers -----	24	80 022	9 590	2 272	526
7513	Truck rental and leasing, without drivers -----	12	53 428	6 121	1 433	294
7514, 5	Passenger car rental and leasing -----	12	26 594	3 469	839	232
7514	Passenger car rental -----	10	(D)	(D)	(D)	CC
7515	Passenger car leasing -----	2	(D)	(D)	(D)	AA
7519	Utility trailer and recreational vehicle rental -----	—	—	—	—	—
752	Automobile parking -----	35	(D)	(D)	(D)	BB
753	Automotive repair shops -----	162	55 122	16 779	4 033	825
7532	Top, body, and upholstery repair shops and paint shops -----	44	16 531	5 275	1 304	266
7532 pt.	Top and body repair shops -----	33	13 780	4 270	1 090	221
7532 pt.	Paint shops -----	11	2 751	1 005	214	45
7538	General automotive repair shops -----	75	18 992	5 741	1 415	300
7538 pt.	General automotive repair shops, except diesel -----	66	14 514	4 220	998	230
7538 pt.	Diesel repair shops -----	9	4 478	1 521	417	70
7533, 4, 6, 7, 9	Other automotive repair shops -----	43	19 599	5 763	1 314	259
7533	Automotive exhaust system repair shops -----	6	2 969	722	168	33
7534	Tire retreading and repair shops -----	6	3 752	829	222	55
7536	Automotive glass replacement shops -----	7	3 561	873	212	42
7537	Automotive transmission repair shops -----	8	2 613	855	193	40
7539	Automotive repair shops, n.e.c. -----	16	6 704	2 484	519	89
7539 pt.	Radiator repair -----	3	(D)	(D)	(D)	BB
7539 pt.	Brake, front end, and wheel alignment -----	7	(D)	(D)	(D)	BB
7539 pt.	Automotive electrical and fuel system services -----	6	1 763	643	147	24
7539 pt.	Other automotive repair shops, n.e.c. -----	—	—	—	—	—
754	Automotive services, except repair -----	21	(D)	(D)	(D)	CC
7542	Carwashes -----	13	4 005	1 019	178	95
7549	Automotive services, except repair and carwashes -----	8	(D)	(D)	(D)	CC
76	Miscellaneous repair services -----	101	83 513	26 642	6 506	1 078
762	Electrical repair shops -----	24	27 654	10 007	2 305	400
7622	Radio and television repair shops -----	7	5 123	2 108	490	95
7623, 9	Other electrical and electronic repair shops -----	17	22 531	7 899	1 815	305
7623	Refrigeration and air-conditioning service and repair shops -----	2	(D)	(D)	(D)	BB
7629	Electrical and electronic repair shops, n.e.c. -----	15	(D)	(D)	(D)	CC
763	Watch, clock, and jewelry repair -----	3	(D)	(D)	(D)	AA
764	Reupholstery and furniture repair -----	13	1 646	570	188	41
769	Miscellaneous repair and related services -----	61	(D)	(D)	(D)	FF
7692	Welding repair -----	6	1 726	499	125	30
7694	Armature rewinding shops -----	12	25 191	6 729	1 643	232
7699	Repair shops and related services, n.e.c. -----	43	(D)	(D)	(D)	EE
78, 79, 84	Amusement and recreation services, including motion pictures and museums -----	72	52 636	12 426	2 241	946
781, 2	Motion picture production, distribution, and services -----	4	(D)	(D)	(D)	BB
783	Motion picture theaters -----	3	914	179	38	25
7832	Motion picture theaters, except drive-in -----	3	914	179	38	25
7833	Drive-in motion picture theaters -----	—	—	—	—	—
784	Video tape rental -----	12	3 007	420	129	64
792	Theatrical producers (except motion picture), bands, orchestras, and entertainers -----	3	(D)	(D)	(D)	BB
7922	Theatrical producers (except motion picture) and miscellaneous theatrical services -----	1	(D)	(D)	(D)	AA
7929	Bands, orchestras, actors, and other entertainers and entertainment groups -----	2	(D)	(D)	(D)	BB
793	Bowling centers -----	2	(D)	(D)	(D)	BB

Table 5. Summary Statistics for Firms Subject to Federal Income Tax for Places With 350 Establishments or More: 1992 — Con.

[Includes only establishments with payroll. For meaning of abbreviations and symbols, see introductory text. For explanation of terms and comparability of 1987 and 1992 censuses, see appendix A. For information on geographic areas followed by ▲, see appendix F]

SIC code	Geographic area and kind of business or operation	Establishments (number)	Receipts (\$1,000)	Annual payroll (\$1,000)	First-quarter payroll (\$1,000)	Paid employees for pay period including March 12 (number)
	BIRMINGHAM ▲—Con.					
78, 79, 84	Amusement and recreation services, including motion pictures and museums—Con.					
79 ex. 792, 3, 84	Commercial sports and other amusement and recreation services, including museums	48	43 315	10 169	1 674	720
794	Commercial sports	5	(D)	(D)	(D)	CC
7941	Professional sports clubs, managers, promoters	1	(D)	(D)	(D)	BB
7948	Racing, including track operation	4	(D)	(D)	(D)	CC
79 ex. 792, 3, 4, 84	Other amusement and recreation services, including museums	43	(D)	(D)	(D)	EE
791	Dance studios, schools, and halls	4	466	159	45	21
7991	Physical fitness facilities	7	2 482	594	122	106
7992	Public golf courses	4	(D)	(D)	(D)	BB
7993	Coin-operated amusement devices	4	2 351	444	114	34
7996	Amusement parks	1	(D)	(D)	(D)	AA
7997	Membership sports and recreation clubs	5	5 554	1 436	365	130
7999, 84	Amusement and recreation services, including museums, n.e.c. ..	18	4 201	1 365	283	137
7999 pt.	Concession operators of amusement devices and rides	—	(D)	(D)	(D)	—
7999 pt., 84	Carnivals, circuses, and fairs	1	(D)	(D)	(D)	BB
	Other recreation and amusements, including museums	17	(D)	(D)	(D)	CC
80	Health services	619	792 530	351 677	72 126	8 806
801	Offices and clinics of doctors of medicine	371	494 540	260 533	51 061	4 345
8011 pt.	Offices of doctors of medicine	364	480 415	256 988	50 257	4 203
8011 pt.	General medical clinics	7	14 125	3 545	804	142
802	Offices and clinics of dentists	122	34 201	13 708	2 616	530
803	Offices and clinics of doctors of osteopathy	—	(D)	(D)	(D)	—
804	Offices and clinics of other health practitioners	43	13 738	5 311	1 291	219
8041	Offices and clinics of chiropractors	12	1 952	584	131	38
8042	Offices and clinics of optometrists	13	4 090	1 464	358	56
8043	Offices and clinics of podiatrists	5	2 699	1 389	320	34
8049	Offices and clinics of health practitioners, n.e.c.	13	4 997	1 874	482	91
805	Nursing and personal care facilities	12	33 990	14 841	3 495	1 224
8051	Skilled nursing care facilities	10	(D)	(D)	(D)	GG
8052	Intermediate care facilities	1	(D)	(D)	(D)	CC
8059	Nursing and personal care facilities, n.e.c.	1	(D)	(D)	(D)	AA
806	Hospitals	4	(D)	(D)	(D)	GG
8062	General medical and surgical hospitals	2	(D)	(D)	(D)	FF
8063, 9	Specialty hospitals	2	(D)	(D)	(D)	EE
807, 8, 9	Other health services	67	(D)	(D)	(D)	GG
807	Medical and dental laboratories	32	23 105	7 101	1 626	307
8071	Medical laboratories	20	20 587	6 009	1 365	251
8072	Dental laboratories	12	2 518	1 092	261	56
808	Home health care services	10	15 929	7 302	1 706	613
809	Miscellaneous health and allied services, n.e.c.	25	(D)	(D)	(D)	EE
8092	Kidney dialysis centers	2	(D)	(D)	(D)	CC
8093	Specialty outpatient facilities, n.e.c.	14	12 745	5 157	1 254	258
8099	Health and allied services, n.e.c.	9	(D)	(D)	(D)	CC
81	Legal services	322	376 856	153 856	31 402	3 500
823, 4, 9	Selected educational services	11	927	265	72	23
823	Libraries	—	(D)	(D)	(D)	—
824	Vocational schools	6	501	146	49	16
829	Schools and educational services, n.e.c.	5	426	119	23	7
83	Social services	70	11 236	4 746	1 047	512
835	Child day care services	49	6 850	3 263	716	420
832, 3, 6, 9	Other social services	21	4 386	1 483	331	92
87 ex. 8733	Engineering, accounting, research, management, and related services (except noncommercial research organizations)	280	211 301	93 192	20 387	3 246
871	Engineering, architectural, and surveying services	104	103 001	46 150	10 051	1 368
8711	Engineering services	60	65 944	31 644	6 963	927
8712	Architectural services	40	35 399	13 542	2 898	405
8713	Surveying services	4	1 658	964	190	36
872	Accounting, auditing, and bookkeeping services	91	71 031	31 376	7 410	1 013
873 ex. 8733	Research, development, and testing services (except noncommercial research organizations)	18	12 443	5 076	1 155	181
8731	Commercial physical and biological research	6	6 719	2 978	690	87
8732	Commercial economic, sociological, and educational research	5	1 162	437	75	24
8734	Testing laboratories	7	4 562	1 661	390	70
874	Management and public relations services	67	24 826	10 590	1 771	684
8741	Management services	28	10 820	4 860	941	137
8742	Management consulting services	24	10 791	4 644	560	492
8743	Public relations services	3	982	326	95	24
8744	Facilities support management services	—	(D)	(D)	(D)	—
8748	Business consulting services, n.e.c.	12	2 233	760	175	31
89	Services, n.e.c.	12	(D)	(D)	(D)	BB

Table 5. Summary Statistics for Firms Subject to Federal Income Tax for Places With 350 Establishments or More: 1992 — Con.

[Includes only establishments with payroll. For meaning of abbreviations and symbols, see introductory text. For explanation of terms and comparability of 1987 and 1992 censuses, see appendix A. For information on geographic areas followed by ▲, see appendix F]

SIC code	Geographic area and kind of business or operation	Establishments (number)	Receipts (\$1,000)	Annual payroll (\$1,000)	First-quarter payroll (\$1,000)	Paid employees for pay period including March 12 (number)
	DECATUR ▲					
	Total	515	230 164	84 706	18 555	4 437
70 ex. 704	Hotels, rooming houses, camps, and other lodging places (except membership lodging)	10	(D)	(D)	(D)	EE
7011	Hotels and motels	10	(D)	(D)	(D)	EE
7011 pt.	Hotels	4	7 249	1 468	386	186
7011 pt.	Motels, motor hotels, and tourist courts	6	(D)	(D)	(D)	BB
702, 3	Other lodging places	—	—	—	—	—
72	Personal services	65	20 610	6 953	1 808	573
721	Laundry, cleaning, and garment services	23	14 115	4 765	1 205	318
7211	Power laundries, family and commercial*	1	(D)	(D)	(D)	AA
7213	Linen supply*	—	—	—	—	—
7215	Coin-operated laundries and drycleaning	5	(D)	(D)	(D)	AA
7216	Drycleaning plants, except rug cleaning*	7	(D)	(D)	(D)	CC
7217	Carpet and upholstery cleaning	5	(D)	(D)	(D)	AA
7218	Industrial laundriers*	2	(D)	(D)	(D)	CC
7212, 9	Other laundry, cleaning, and garment services*	3	(D)	(D)	(D)	AA
722	Photographic studios, portrait	4	863	192	43	21
723, 4	Beauty and barber shops	23	2 785	1 312	333	103
723	Beauty shops	22	(D)	(D)	(D)	CC
724	Barber shops	1	(D)	(D)	(D)	AA
725	Shoe repair shops and shoeshine parlors	1	(D)	(D)	(D)	AA
726	Funeral service and crematories	3	1 549	380	101	22
729	Miscellaneous personal services	11	(D)	(D)	(D)	CC
73	Business services	72	32 877	16 397	3 780	1 191
731	Advertising	4	1 389	608	132	24
732	Consumer credit reporting agencies, mercantile reporting agencies, and adjustment and collection agencies	1	(D)	(D)	(D)	AA
733	Mailing, reproduction, commercial art and photography, and stenographic services	10	(D)	(D)	(D)	AA
734	Services to dwellings and other buildings	12	3 659	1 554	354	92
735	Miscellaneous equipment rental and leasing	14	(D)	(D)	(D)	BB
736	Personnel supply services	11	(D)	(D)	(D)	FF
737	Computer programming, data processing, and other computer related services	7	2 033	470	89	15
7371, 2, 3	Computer programming, prepackaged software, and integrated systems	5	(D)	(D)	(D)	AA
7374, 5, 6	Data processing services	2	(D)	(D)	(D)	AA
7377, 8, 9	Computer rental and leasing, maintenance, and related services, n.e.c.	—	—	—	—	—
738	Miscellaneous business services	13	(D)	(D)	(D)	EE
75	Automotive repair, services, and parking	39	9 901	2 320	592	154
751	Automotive rental and leasing, without drivers	4	2 006	228	48	13
752	Automobile parking	—	—	—	—	—
753	Automotive repair shops	32	(D)	(D)	(D)	CC
7532	Top, body, and upholstery repair shops and paint shops	9	1 997	456	110	23
7538	General automotive repair shops	15	3 419	819	251	62
7533, 4, 6, 7, 9	Other automotive repair shops	8	(D)	(D)	(D)	BB
754	Automotive services, except repair	3	(D)	(D)	(D)	BB
76	Miscellaneous repair services	29	12 420	3 773	858	223
762	Electrical repair shops	11	4 052	1 234	244	74
7622	Radio and television repair shops	2	(D)	(D)	(D)	AA
7623, 9	Other electrical and electronic repair shops	9	(D)	(D)	(D)	BB
763	Watch, clock, and jewelry repair	—	—	—	—	—
764	Reupholstery and furniture repair	2	(D)	(D)	(D)	AA
769	Miscellaneous repair and related services	16	(D)	(D)	(D)	CC
78, 79, 84	Amusement and recreation services, including motion pictures and museums	30	8 515	1 818	363	199
781, 2	Motion picture production, distribution, and services	1	(D)	(D)	(D)	AA
783	Motion picture theaters	3	(D)	(D)	(D)	BB
784	Video tape rental	6	1 085	232	53	27
792	Theatrical producers (except motion picture), bands, orchestras, and entertainers	1	(D)	(D)	(D)	AA
793	Bowling centers	1	(D)	(D)	(D)	AA
79 ex. 792, 3, 84	Commercial sports and other amusement and recreation services, including museums	18	4 865	1 116	200	117
80	Health services	160	99 402	39 383	7 922	1 211
801	Offices and clinics of doctors of medicine	84	46 428	22 587	4 113	481
802	Offices and clinics of dentists	34	13 269	4 211	919	182
803	Offices and clinics of doctors of osteopathy	1	(D)	(D)	(D)	AA
804	Offices and clinics of other health practitioners	24	5 268	1 239	268	65
805	Nursing and personal care facilities	—	—	—	—	—
806	Hospitals	2	(D)	(D)	(D)	EE
807, 8, 9	Other health services	15	(D)	(D)	(D)	CC
81	Legal services	45	(D)	(D)	(D)	CC
823, 4, 9	Selected educational services	4	(D)	(D)	(D)	BB

Table 5. Summary Statistics for Firms Subject to Federal Income Tax for Places With 350 Establishments or More: 1992 — Con.

[Includes only establishments with payroll. For meaning of abbreviations and symbols, see introductory text. For explanation of terms and comparability of 1987 and 1992 censuses, see appendix A. For information on geographic areas followed by ▲, see appendix F]

SIC code	Geographic area and kind of business or operation	Establishments (number)	Receipts (\$1,000)	Annual payroll (\$1,000)	First-quarter payroll (\$1,000)	Paid employees for pay period including March 12 (number)
DECATUR ▲—Con.						
83	Social services	15	2 689	1 011	243	146
835	Child day care services	11	2 165	948	227	140
832, 3, 6, 9	Other social services	4	524	63	16	6
87 ex. 8733	Engineering, accounting, research, management, and related services (except noncommercial research organizations)	45	16 863	6 823	1 558	291
871	Engineering, architectural, and surveying services	11	4 950	2 562	602	96
872	Accounting, auditing, and bookkeeping services	21	(D)	(D)	(D)	BB
873 ex. 8733	Research, development, and testing services (except noncommercial research organizations)	5	5 657	2 129	427	83
874	Management and public relations services	8	(D)	(D)	(D)	BB
89	Services, n.e.c.	1	(D)	(D)	(D)	AA
DOTHAN ▲						
	Total	618	400 020	178 678	36 027	7 538
70 ex. 704	Hotels, rooming houses, camps, and other lodging places (except membership lodging)	18	(D)	(D)	(D)	EE
7011	Hotels and motels	17	13 699	3 599	850	440
7011 pt.	Hotels	6	(D)	(D)	(D)	CC
7011 pt.	Motels, motor hotels, and tourist courts	11	(D)	(D)	(D)	CC
702, 3	Other lodging places	1	(D)	(D)	(D)	AA
72	Personal services	76	14 108	4 398	1 184	426
721	Laundry, cleaning, and garment services	26	(D)	(D)	(D)	CC
7211	Power laundries, family and commercial*	—	—	—	—	—
7213	Linen supply*	1	(D)	(D)	(D)	AA
7215	Coin-operated laundries and drycleaning	6	(D)	(D)	(D)	AA
7216	Drycleaning plants, except rug cleaning*	13	2 760	1 003	263	87
7217	Carpet and upholstery cleaning	3	(D)	(D)	(D)	BB
7218	Industrial launderers*	1	(D)	(D)	(D)	BB
7212, 9	Other laundry, cleaning, and garment services*	2	(D)	(D)	(D)	AA
722	Photographic studios, portrait	7	(D)	(D)	(D)	BB
723, 4	Beauty and barber shops	31	(D)	(D)	(D)	BB
723	Beauty shops	29	(D)	(D)	(D)	BB
724	Barber shops	2	(D)	(D)	(D)	AA
725	Shoe repair shops and shoeshine parlors	2	(D)	(D)	(D)	AA
726	Funeral service and crematories	4	2 534	493	119	24
729	Miscellaneous personal services	6	(D)	(D)	(D)	CC
73	Business services	84	32 623	15 283	2 813	1 535
731	Advertising	6	3 536	891	248	74
732	Consumer credit reporting agencies, mercantile reporting agencies, and adjustment and collection agencies	4	(D)	(D)	(D)	BB
733	Mailing, reproduction, commercial art and photography, and stenographic services	2	(D)	(D)	(D)	AA
734	Services to dwellings and other buildings	18	5 100	2 207	549	200
735	Miscellaneous equipment rental and leasing	10	(D)	(D)	(D)	BB
736	Personnel supply services	11	10 498	7 314	1 055	794
737	Computer programming, data processing, and other computer related services	12	3 985	1 238	304	66
7371, 2, 3	Computer programming, prepackaged software, and integrated systems	8	(D)	(D)	(D)	BB
7374, 5, 6	Data processing services	1	(D)	(D)	(D)	BB
7377, 8, 9	Computer rental and leasing, maintenance, and related services, n.e.c.	3	(D)	(D)	(D)	AA
738	Miscellaneous business services	21	4 996	2 143	332	306
75	Automotive repair, services, and parking	58	17 137	4 642	1 124	284
751	Automotive rental and leasing, without drivers	1	(D)	(D)	(D)	AA
752	Automobile parking	1	(D)	(D)	(D)	AA
753	Automotive repair shops	53	16 481	4 507	1 089	264
7532	Top, body, and upholstery repair shops and paint shops	14	(D)	(D)	(D)	BB
7538	General automotive repair shops	26	(D)	(D)	(D)	CC
7533, 4, 6, 7, 9	Other automotive repair shops	13	(D)	(D)	(D)	BB
754	Automotive services, except repair	3	(D)	(D)	(D)	AA
76	Miscellaneous repair services	33	6 761	2 224	517	124
762	Electrical repair shops	15	4 005	1 521	347	75
7622	Radio and television repair shops	6	(D)	(D)	(D)	AA
7623, 9	Other electrical and electronic repair shops	9	(D)	(D)	(D)	BB
763	Watch, clock, and jewelry repair	—	—	—	—	—
764	Reupholstery and furniture repair	5	454	116	27	11
769	Miscellaneous repair and related services	13	2 302	587	143	38

Table 5. Summary Statistics for Firms Subject to Federal Income Tax for Places With 350 Establishments or More: 1992 — Con.

[Includes only establishments with payroll. For meaning of abbreviations and symbols, see introductory text. For explanation of terms and comparability of 1987 and 1992 censuses, see appendix A. For information on geographic areas followed by ▲, see appendix F]

SIC code	Geographic area and kind of business or operation	Establishments (number)	Receipts (\$1,000)	Annual payroll (\$1,000)	First-quarter payroll (\$1,000)	Paid employees for pay period including March 12 (number)
	DOTHAN ▲—Con.					
78, 79, 84	Amusement and recreation services, including motion pictures and museums	36	17 382	5 291	1 545	529
781, 2	Motion picture production, distribution, and services	2	(D)	(D)	(D)	BB
783	Motion picture theaters	3	(D)	(D)	(D)	BB
784	Video tape rental	12	(D)	(D)	(D)	EE
792	Theatrical producers (except motion picture), bands, orchestras, and entertainers	—	—	—	—	—
793	Bowling centers	1	(D)	(D)	(D)	AA
79 ex. 792, 3; 84	Commercial sports and other amusement and recreation services, including museums	18	(D)	(D)	(D)	BB
80	Health services	170	246 329	124 495	24 094	3 345
801	Offices and clinics of doctors of medicine	87	(D)	(D)	(D)	GG
802	Offices and clinics of dentists	34	(D)	(D)	(D)	CC
803	Offices and clinics of doctors of osteopathy	—	—	—	—	—
804	Offices and clinics of other health practitioners	28	10 435	2 964	665	158
805	Nursing and personal care facilities	2	(D)	(D)	(D)	CC
806	Hospitals	2	(D)	(D)	(D)	GG
807, 8, 9	Other health services	17	(D)	(D)	(D)	CC
81	Legal services	48	(D)	(D)	(D)	CC
823, 4, 9	Selected educational services	4	(D)	(D)	(D)	BB
83	Social services	30	(D)	(D)	(D)	CC
835	Child day care services	21	2 053	972	230	165
832, 3, 6, 9	Other social services	9	(D)	(D)	(D)	BB
87 ex. 8733	Engineering, accounting, research, management, and related services (except noncommercial research organizations)	59	(D)	(D)	(D)	EE
871	Engineering, architectural, and surveying services	18	7 298	3 650	825	125
872	Accounting, auditing, and bookkeeping services	29	9 706	4 633	988	175
873 ex. 87333	Research, development, and testing services (except noncommercial research organizations)	4	(D)	(D)	(D)	BB
874	Management and public relations services	8	4 294	1 620	219	41
89	Services, n.e.c.	2	(D)	(D)	(D)	AA
	FLORENCE					
	Total	449	197 570	75 410	16 905	4 351
70 ex. 704	Hotels, rooming houses, camps, and other lodging places (except membership lodging)	5	2 614	869	174	146
7011	Hotels and motels	5	2 614	869	174	146
7011 pt.	Hotels	1	(D)	(D)	(D)	BB
7011 pt.	Motels, motor hotels, and tourist courts	4	(D)	(D)	(D)	CC
702, 3	Other lodging places	—	—	—	—	—
72	Personal services	70	15 470	5 374	1 324	514
721	Laundry, cleaning, and garment services	17	7 847	2 903	687	230
7211	Power laundries, family and commercial*	2	(D)	(D)	(D)	AA
7213	Linen supply*	1	(D)	(D)	(D)	BB
7215	Coin-operated laundries and drycleaning	4	(D)	(D)	(D)	AA
7216	Drycleaning plants, except rug cleaning*	6	1 332	647	147	73
7217	Carpet and upholstery cleaning	3	(D)	(D)	(D)	BB
7218	Industrial launderers*	—	—	—	—	—
7212, 9	Other laundry, cleaning, and garment services*	1	(D)	(D)	(D)	AA
722	Photographic studios, portrait	8	(D)	(D)	(D)	BB
723, 4	Beauty and barber shops	31	2 215	786	190	104
723	Beauty shops	28	(D)	(D)	(D)	CC
724	Barber shops	3	(D)	(D)	(D)	AA
725	Shoe repair shops and shoeshine parlors	1	(D)	(D)	(D)	AA
726	Funeral service and crematories	3	(D)	(D)	(D)	BB
729	Miscellaneous personal services	10	(D)	(D)	(D)	CC
73	Business services	61	16 287	6 088	1 637	1 061
731	Advertising	2	(D)	(D)	(D)	AA
732	Consumer credit reporting agencies, mercantile reporting agencies, and adjustment and collection agencies	2	(D)	(D)	(D)	AA
733	Mailing, reproduction, commercial art and photography, and stenographic services	5	485	113	8	3
734	Services to dwellings and other buildings	18	3 275	1 220	271	114
735	Miscellaneous equipment rental and leasing	10	4 762	925	208	53
736	Personnel supply services	6	(D)	(D)	(D)	FF
737	Computer programming, data processing, and other computer related services	3	(D)	(D)	(D)	AA
7371, 2, 3	Computer programming, prepackaged software, and integrated systems	2	(D)	(D)	(D)	AA
7374, 5, 6	Data processing services	—	—	—	—	—
7377, 8, 9	Computer rental and leasing, maintenance, and related services, n.e.c.	1	(D)	(D)	(D)	AA
738	Miscellaneous business services	15	(D)	(D)	(D)	BB

Table 5. Summary Statistics for Firms Subject to Federal Income Tax for Places With 350 Establishments or More: 1992 — Con.

[Includes only establishments with payroll. For meaning of abbreviations and symbols, see introductory text. For explanation of terms and comparability of 1987 and 1992 censuses, see appendix A. For information on geographic areas followed by ▲, see appendix F]

SIC code	Geographic area and kind of business or operation	Establishments (number)	Receipts (\$1,000)	Annual payroll (\$1,000)	First-quarter payroll (\$1,000)	Paid employees for pay period including March 12 (number)
FLORENCE—Con.						
75	Automotive repair, services, and parking	33	9 624	3 572	671	221
751	Automotive rental and leasing, without drivers	—	—	—	—	—
752	Automobile parking	1	(D)	(D)	(D)	AA
753	Automotive repair shops	27	7 784	2 901	540	130
7532	Top, body, and upholstery repair shops and paint shops	7	1 820	582	137	36
7538	General automotive repair shops	13	3 872	1 748	260	65
7533, 4, 6, 7, 9	Other automotive repair shops	7	2 092	571	143	29
754	Automotive services, except repair	5	(D)	(D)	(D)	BB
76	Miscellaneous repair services	13	3 226	1 343	291	73
762	Electrical repair shops	5	(D)	(D)	(D)	BB
7622	Radio and television repair shops	2	(D)	(D)	(D)	AA
7623, 9	Other electrical and electronic repair shops	3	(D)	(D)	(D)	BB
763	Watch, clock, and jewelry repair	—	—	—	—	—
764	Reupholstery and furniture repair	3	271	46	10	4
769	Miscellaneous repair and related services	5	(D)	(D)	(D)	BB
78, 79, 84	Amusement and recreation services, including motion pictures and museums	28	6 091	1 441	251	177
781, 2	Motion picture production, distribution, and services	1	(D)	(D)	(D)	AA
783	Motion picture theaters	2	(D)	(D)	(D)	BB
784	Video tape rental	8	(D)	(D)	(D)	BB
792	Theatrical producers (except motion picture), bands, orchestras, and entertainers	1	(D)	(D)	(D)	AA
793	Bowling centers	1	(D)	(D)	(D)	AA
79 ex. 792, 3; 84	Commercial sports and other amusement and recreation services, including museums	15	2 343	635	150	101
80	Health services	137	114 062	44 545	9 459	1 640
801	Offices and clinics of doctors of medicine	62	59 487	24 175	4 750	564
802	Offices and clinics of dentists	36	11 880	4 524	1 006	196
803	Offices and clinics of doctors of osteopathy	1	(D)	(D)	(D)	AA
804	Offices and clinics of other health practitioners	21	(D)	(D)	(D)	BB
805	Nursing and personal care facilities	2	(D)	(D)	(D)	EE
806	Hospitals	1	(D)	(D)	(D)	EE
807, 8, 9	Other health services	14	(D)	(D)	(D)	CC
81	Legal services	42	(D)	(D)	(D)	CC
823, 4, 9	Selected educational services	3	(D)	(D)	(D)	AA
83	Social services	12	2 018	916	251	109
835	Child day care services	9	(D)	(D)	(D)	BB
832, 3, 6, 9	Other social services	3	(D)	(D)	(D)	BB
87 ex. 8733	Engineering, accounting, research, management, and related services (except noncommercial research organizations)	42	17 602	9 085	2 348	256
871	Engineering, architectural, and surveying services	15	(D)	(D)	(D)	BB
872	Accounting, auditing, and bookkeeping services	15	(D)	(D)	(D)	BB
873 ex. 8733	Research, development, and testing services (except noncommercial research organizations)	—	—	—	—	—
874	Management and public relations services	12	(D)	(D)	(D)	BB
89	Services, n.e.c.	3	(D)	(D)	(D)	AA
GADSDEN						
	Total	411	206 361	81 487	18 085	4 448
70 ex. 704	Hotels, rooming houses, camps, and other lodging places (except membership lodging)	7	(D)	(D)	(D)	BB
7011	Hotels and motels	7	(D)	(D)	(D)	BB
7011 pt.	Hotels	—	—	—	—	—
7011 pt.	Motels, motor hotels, and tourist courts	7	(D)	(D)	(D)	BB
702, 3	Other lodging places	—	—	—	—	—
72	Personal services	51	7 886	2 657	658	304
721	Laundry, cleaning, and garment services	16	(D)	(D)	(D)	BB
7211	Power laundries, family and commercial*	—	—	—	—	—
7213	Linen supply*	—	—	—	—	—
7215	Coin-operated laundries and drycleaning	4	(D)	(D)	(D)	AA
7216	Drycleaning plants, except rug cleaning*	9	(D)	(D)	(D)	BB
7217	Carpet and upholstery cleaning	2	(D)	(D)	(D)	AA
7218	Industrial launderers*	1	(D)	(D)	(D)	AA
7212, 9	Other laundry, cleaning, and garment services*	—	—	—	—	—
722	Photographic studios, portrait	5	(D)	(D)	(D)	AA
723, 4	Beauty and barber shops	21	1 463	642	154	81
723	Beauty shops	20	(D)	(D)	(D)	BB
724	Barber shops	1	(D)	(D)	(D)	AA
725	Shoe repair shops and shoeshine parlors	2	(D)	(D)	(D)	AA
726	Funeral service and crematories	1	(D)	(D)	(D)	BB
729	Miscellaneous personal services	6	(D)	(D)	(D)	BB

Table 5. Summary Statistics for Firms Subject to Federal Income Tax for Places With 350 Establishments or More: 1992 — Con.

[Includes only establishments with payroll. For meaning of abbreviations and symbols, see introductory text. For explanation of terms and comparability of 1987 and 1992 censuses, see appendix A. For information on geographic areas followed by ▲, see appendix F]

SIC code	Geographic area and kind of business or operation	Establishments (number)	Receipts (\$1,000)	Annual payroll (\$1,000)	First-quarter payroll (\$1,000)	Paid employees for pay period including March 12 (number)
GADSDEN—Con.						
73	Business services	41	16 359	6 844	1 525	688
731	Advertising	1	(D)	(D)	(D)	AA
732	Consumer credit reporting agencies, mercantile reporting agencies, and adjustment and collection agencies	2	(D)	(D)	(D)	AA
733	Mailing, reproduction, commercial art and photography, and stenographic services	4	1 502	336	103	25
734	Services to dwellings and other buildings	6	1 135	455	109	51
735	Miscellaneous equipment rental and leasing	7	(D)	(D)	(D)	BB
736	Personnel supply services	5	3 333	2 615	326	282
737	Computer programming, data processing, and other computer related services	2	(D)	(D)	(D)	CC
7371, 2, 3	Computer programming, prepackaged software, and integrated systems	—	—	—	—	—
7374, 5, 6	Data processing services	1	(D)	(D)	(D)	CC
7377, 8, 9	Computer rental and leasing, maintenance, and related services, n.e.c.	1	(D)	(D)	(D)	AA
738	Miscellaneous business services	14	(D)	(D)	(D)	BB
75	Automotive repair, services, and parking	50	11 067	2 627	586	190
751	Automotive rental and leasing, without drivers	6	(D)	(D)	(D)	AA
752	Automobile parking	—	—	—	—	—
753	Automotive repair shops	33	(D)	(D)	(D)	CC
7532	Top, body, and upholstery repair shops and paint shops	7	2 705	756	157	49
7538	General automotive repair shops	12	1 371	315	81	25
7533, 4, 6, 7, 9	Other automotive repair shops	14	(D)	(D)	(D)	BB
754	Automotive services, except repair	11	(D)	(D)	(D)	BB
76	Miscellaneous repair services	10	2 487	803	226	61
762	Electrical repair shops	3	(D)	(D)	(D)	BB
7622	Radio and television repair shops	1	(D)	(D)	(D)	AA
7623, 9	Other electrical and electronic repair shops	2	(D)	(D)	(D)	BB
763	Watch, clock, and jewelry repair	—	—	—	—	—
764	Reupholstery and furniture repair	2	(D)	(D)	(D)	AA
769	Miscellaneous repair and related services	5	(D)	(D)	(D)	BB
78, 79, 84	Amusement and recreation services, including motion pictures and museums	20	4 854	1 388	339	145
781, 2	Motion picture production, distribution, and services	1	(D)	(D)	(D)	AA
783	Motion picture theaters	2	(D)	(D)	(D)	BB
784	Video tape rental	5	(D)	(D)	(D)	BB
792	Theatrical producers (except motion picture), bands, orchestras, and entertainers	—	—	—	—	—
793	Bowling centers	1	(D)	(D)	(D)	AA
79 ex. 792, 3; 84	Commercial sports and other amusement and recreation services, including museums	11	2 280	888	213	74
80	Health services	144	131 330	52 239	11 289	2 080
801	Offices and clinics of doctors of medicine	70	48 025	24 440	4 879	479
802	Offices and clinics of dentists	39	10 803	3 426	692	172
803	Offices and clinics of doctors of osteopathy	—	—	—	—	—
804	Offices and clinics of other health practitioners	16	4 654	2 634	388	85
805	Nursing and personal care facilities	4	12 462	5 415	1 553	519
806	Hospitals	2	(D)	(D)	(D)	FF
807, 8, 9	Other health services	13	(D)	(D)	(D)	CC
81	Legal services	39	(D)	(D)	(D)	CC
823, 4, 9	Selected educational services	3	(D)	(D)	(D)	BB
83	Social services	7	1 473	635	135	51
835	Child day care services	6	(D)	(D)	(D)	BB
832, 3, 6, 9	Other social services	1	(D)	(D)	(D)	BB
87 ex. 8733	Engineering, accounting, research, management, and related services (except noncommercial research organizations)	38	12 747	7 073	1 531	666
871	Engineering, architectural, and surveying services	11	(D)	(D)	(D)	BB
872	Accounting, auditing, and bookkeeping services	17	(D)	(D)	(D)	BB
873 ex. 8733	Research, development, and testing services (except noncommercial research organizations)	—	—	—	—	—
874	Management and public relations services	10	(D)	(D)	(D)	FF
89	Services, n.e.c.	1	(D)	(D)	(D)	AA

Table 5. Summary Statistics for Firms Subject to Federal Income Tax for Places With 350 Establishments or More: 1992 — Con.

[Includes only establishments with payroll. For meaning of abbreviations and symbols, see introductory text. For explanation of terms and comparability of 1987 and 1992 censuses, see appendix A. For information on geographic areas followed by ▲, see appendix F]

SIC code	Geographic area and kind of business or operation	Establishments (number)	Receipts (\$1,000)	Annual payroll (\$1,000)	First-quarter payroll (\$1,000)	Paid employees for pay period including March 12 (number)
HOMEWOOD						
	Total	516	567 954	215 375	44 789	10 039
70 ex. 704	Hotels, rooming houses, camps, and other lodging places (except membership lodging)	11	22 367	4 847	1 117	449
7011	Hotels and motels	11	22 367	4 847	1 117	449
7011 pt.	Hotels	5	16 861	3 543	827	340
7011 pt.	Motels, motor hotels, and tourist courts	6	5 506	1 304	290	109
702, 3	Other lodging places	—	—	—	—	—
72	Personal services	53	12 217	4 492	1 259	470
721	Laundry, cleaning, and garment services	16	5 125	2 147	589	176
7211	Power laundries, family and commercial*	—	—	—	—	—
7213	Linen supply*	—	—	—	—	—
7215	Coin-operated laundries and drycleaning	4	657	233	58	25
7216	Drycleaning plants, except rug cleaning*	6	2 932	1 495	402	117
7217	Carpet and upholstery cleaning	3	1 179	300	104	25
7218	Industrial laundriers*	—	—	—	—	—
7212, 9	Other laundry, cleaning, and garment services*	3	357	119	25	9
722	Photographic studios, portrait	3	(D)	(D)	(D)	AA
723, 4	Beauty and barber shops	24	2 502	1 044	267	98
723	Beauty shops	23	(D)	(D)	(D)	BB
724	Barber shops	1	(D)	(D)	(D)	AA
725	Shoe repair shops and shoeshine parlors	1	(D)	(D)	(D)	AA
726	Funeral service and crematories	1	(D)	(D)	(D)	AA
729	Miscellaneous personal services	8	(D)	(D)	(D)	CC
73	Business services	115	78 750	37 535	8 227	3 266
731	Advertising	11	5 328	3 032	625	75
732	Consumer credit reporting agencies, mercantile reporting agencies, and adjustment and collection agencies	3	302	178	48	14
733	Mailing, reproduction, commercial art and photography, and stenographic services	10	3 937	1 138	260	56
734	Services to dwellings and other buildings	17	4 677	2 294	530	267
735	Miscellaneous equipment rental and leasing	8	5 470	1 109	238	42
736	Personnel supply services	16	21 015	15 584	3 188	1 906
737	Computer programming, data processing, and other computer related services	24	26 127	8 467	1 920	398
7371, 2, 3	Computer programming, prepackaged software, and integrated systems	15	14 401	4 865	1 036	133
7374, 5, 6	Data processing services	4	7 387	2 807	715	236
7377, 8, 9	Computer rental and leasing, maintenance, and related services, n.e.c.	5	4 339	795	169	29
738	Miscellaneous business services	26	11 894	5 733	1 418	508
75	Automotive repair, services, and parking	25	21 765	5 983	1 395	241
751	Automotive rental and leasing, without drivers	3	(D)	(D)	(D)	BB
752	Automobile parking	1	(D)	(D)	(D)	AA
753	Automotive repair shops	17	5 511	1 817	404	74
7532	Top, body, and upholstery repair shops and paint shops	3	(D)	(D)	(D)	AA
7538	General automotive repair shops	10	3 081	1 075	242	41
7533, 4, 6, 7, 9	Other automotive repair shops	4	(D)	(D)	(D)	AA
754	Automotive services, except repair	4	(D)	(D)	(D)	CC
76	Miscellaneous repair services	13	11 204	2 984	735	109
762	Electrical repair shops	5	4 280	999	271	43
7622	Radio and television repair shops	—	—	—	—	—
7623, 9	Other electrical and electronic repair shops	5	4 280	999	271	43
763	Watch, clock, and jewelry repair	—	—	—	—	—
764	Reupholstery and furniture repair	3	512	216	54	14
769	Miscellaneous repair and related services	5	6 412	1 769	410	52
78, 79, 84	Amusement and recreation services, including motion pictures and museums	19	5 685	1 366	287	117
781, 2	Motion picture production, distribution, and services	2	(D)	(D)	(D)	AA
783	Motion picture theaters	—	—	—	—	—
784	Video tape rental	5	1 678	351	90	44
792	Theatrical producers (except motion picture), bands, orchestras, and entertainers	1	(D)	(D)	(D)	AA
793	Bowling centers	—	—	—	—	—
79 ex. 792, 3, 84	Commercial sports and other amusement and recreation services, including museums	11	2 997	709	148	56
80	Health services	145	344 220	129 500	25 440	4 284
801	Offices and clinics of doctors of medicine	85	99 214	63 738	10 856	1 009
802	Offices and clinics of dentists	28	(D)	(D)	(D)	CC
803	Offices and clinics of doctors of osteopathy	—	—	—	—	—
804	Offices and clinics of other health practitioners	10	2 659	975	201	48
805	Nursing and personal care facilities	1	(D)	(D)	(D)	AA
806	Hospitals	1	(D)	(D)	(D)	GG
807, 8, 9	Other health services	20	(D)	(D)	(D)	FF
81	Legal services	50	27 042	10 575	2 432	270
823, 4, 9	Selected educational services	3	(D)	(D)	(D)	AA

Table 5. Summary Statistics for Firms Subject to Federal Income Tax for Places With 350 Establishments or More: 1992 — Con.

[Includes only establishments with payroll. For meaning of abbreviations and symbols, see introductory text. For explanation of terms and comparability of 1987 and 1992 censuses, see appendix A. For information on geographic areas followed by ▲, see appendix F]

SIC code	Geographic area and kind of business or operation	Establishments (number)	Receipts (\$1,000)	Annual payroll (\$1,000)	First-quarter payroll (\$1,000)	Paid employees for pay period including March 12 (number)
HOMWOOD—Con.						
83	Social services	9	8 536	2 783	540	265
835	Child day care services	4	(D)	(D)	(D)	BB
832, 3, 6, 9	Other social services	5	(D)	(D)	(D)	CC
87 ex. 8733	Engineering, accounting, research, management, and related services (except noncommercial research organizations)	67	34 341	14 709	3 192	540
871	Engineering, architectural, and surveying services	25	16 035	7 060	1 556	209
872	Accounting, auditing, and bookkeeping services	20	8 238	3 121	678	117
873 ex. 8733	Research, development, and testing services (except noncommercial research organizations)	3	1 011	301	93	32
874	Management and public relations services	19	9 057	4 227	865	182
89	Services, n.e.c.	6	(D)	(D)	(D)	BB
HUNTSVILLE ▲						
	Total	1 746	2 131 877	809 806	186 263	28 526
70 ex. 704	Hotels, rooming houses, camps, and other lodging places (except membership lodging)	37	44 027	11 941	2 766	1 238
7011	Hotels and motels	37	44 027	11 941	2 766	1 238
7011 pt.	Hotels	13	(D)	(D)	(D)	FF
7011 pt.	Motels, motor hotels, and tourist courts	24	(D)	(D)	(D)	EE
702, 3	Other lodging places	—	—	—	—	—
72	Personal services	164	34 117	11 649	2 730	1 106
721	Laundry, cleaning, and garment services	40	11 395	4 331	964	371
7211	Power laundries, family and commercial*	5	(D)	(D)	(D)	BB
7213	Linen supply*	—	—	—	—	—
7215	Coin-operated laundries and drycleaning	5	1 011	197	41	20
7216	Drycleaning plants, except rug cleaning*	17	6 776	2 861	641	238
7217	Carpet and upholstery cleaning	7	(D)	(D)	(D)	BB
7218	Industrial laundriers*	—	—	—	—	—
7212, 9	Other laundry, cleaning, and garment services*	6	(D)	(D)	(D)	AA
722	Photographic studios, portrait	12	3 645	638	132	61
723, 4	Beauty and barber shops	73	8 890	4 001	954	360
723	Beauty shops	72	(D)	(D)	(D)	EE
724	Barber shops	1	(D)	(D)	(D)	AA
725	Shoe repair shops and shoeshine parlors	3	(D)	(D)	(D)	AA
726	Funeral service and crematories	8	4 944	1 200	277	67
729	Miscellaneous personal services	28	(D)	(D)	(D)	CC
73	Business services	331	691 866	214 335	48 841	8 057
731	Advertising	12	(D)	(D)	(D)	BB
732	Consumer credit reporting agencies, mercantile reporting agencies, and adjustment and collection agencies	4	(D)	(D)	(D)	BB
733	Mailing, reproduction, commercial art and photography, and stenographic services	22	10 089	2 329	575	141
734	Services to dwellings and other buildings	55	13 702	5 841	1 330	650
735	Miscellaneous equipment rental and leasing	25	15 346	4 103	918	197
736	Personnel supply services	38	48 067	29 924	5 710	1 900
737	Computer programming, data processing, and other computer related services	105	554 199	151 618	35 436	3 974
7371, 2, 3	Computer programming, prepackaged software, and integrated systems	70	(D)	(D)	(D)	GG
7374, 5, 6	Data processing services	15	(D)	(D)	(D)	GG
7377, 8, 9	Computer rental and leasing, maintenance, and related services, n.e.c.	20	(D)	(D)	(D)	CC
738	Miscellaneous business services	70	(D)	(D)	(D)	GG
75	Automotive repair, services, and parking	140	50 319	12 646	3 395	780
751	Automotive rental and leasing, without drivers	14	13 760	1 730	382	127
752	Automobile parking	—	—	—	—	—
753	Automotive repair shops	114	30 203	8 517	1 995	493
7532	Top, body, and upholstery repair shops and paint shops	26	8 228	2 501	603	154
7538	General automotive repair shops	58	14 210	3 803	902	223
7533, 4, 6, 7, 9	Other automotive repair shops	30	7 765	2 213	490	116
754	Automotive services, except repair	12	6 356	2 399	1 018	160
76	Miscellaneous repair services	56	23 136	7 923	1 840	425
762	Electrical repair shops	25	14 856	5 494	1 255	285
7622	Radio and television repair shops	7	(D)	(D)	(D)	BB
7623, 9	Other electrical and electronic repair shops	18	(D)	(D)	(D)	CC
763	Watch, clock, and jewelry repair	1	(D)	(D)	(D)	AA
764	Reupholstery and furniture repair	9	1 274	347	84	33
769	Miscellaneous repair and related services	21	(D)	(D)	(D)	CC

Table 5. Summary Statistics for Firms Subject to Federal Income Tax for Places With 350 Establishments or More: 1992 — Con.

[Includes only establishments with payroll. For meaning of abbreviations and symbols, see introductory text. For explanation of terms and comparability of 1987 and 1992 censuses, see appendix A. For information on geographic areas followed by ▲, see appendix F]

SIC code	Geographic area and kind of business or operation	Establishments (number)	Receipts (\$1,000)	Annual payroll (\$1,000)	First-quarter payroll (\$1,000)	Paid employees for pay period including March 12 (number)
HUNTSVILLE ▲—Con.						
78, 79, 84	Amusement and recreation services, including motion pictures and museums	73	27 233	6 180	1 409	588
781, 2	Motion picture production, distribution, and services	3	(D)	(D)	(D)	BB
783	Motion picture theaters	3	(D)	(D)	(D)	BB
784	Video tape rental	16	3 328	477	128	69
792	Theatrical producers (except motion picture), bands, orchestras, and entertainers	—	—	—	—	—
793	Bowling centers	2	(D)	(D)	(D)	BB
79 ex. 792, 3; 84	Commercial sports and other amusement and recreation services, including museums	49	16 573	4 107	939	414
80	Health services	452	413 801	174 855	37 024	5 679
801	Offices and clinics of doctors of medicine	221	163 121	87 822	17 341	1 553
802	Offices and clinics of dentists	112	38 942	14 631	3 196	602
803	Offices and clinics of doctors of osteopathy	3	(D)	(D)	(D)	AA
804	Offices and clinics of other health practitioners	51	16 530	4 437	989	225
805	Nursing and personal care facilities	6	17 754	7 297	1 800	613
806	Hospitals	3	115 593	36 303	9 093	1 655
807, 8, 9	Other health services	56	(D)	(D)	(D)	GG
81	Legal services	112	48 488	22 380	4 716	636
823, 4, 9	Selected educational services	13	(D)	(D)	(D)	BB
83	Social services	39	5 874	2 489	547	263
835	Child day care services	22	3 527	1 669	357	209
832, 3, 6, 9	Other social services	17	2 347	820	190	54
87 ex. 8733	Engineering, accounting, research, management, and related services (except noncommercial research organizations)	314	788 267	343 671	82 676	9 655
871	Engineering, architectural, and surveying services	151	407 362	182 388	43 665	4 331
872	Accounting, auditing, and bookkeeping services	66	(D)	(D)	(D)	EE
873 ex. 8733	Research, development, and testing services (except noncommercial research organizations)	43	(D)	(D)	(D)	GG
874	Management and public relations services	54	(D)	(D)	(D)	HH
89	Services, n.e.c.	15	(D)	(D)	(D)	BB
MOBILE						
	Total	2 014	1 247 776	513 603	113 433	25 343
70 ex. 704	Hotels, rooming houses, camps, and other lodging places (except membership lodging)	34	46 788	12 290	2 783	1 274
7011	Hotels and motels	33	(D)	(D)	(D)	GG
7011 pt.	Hotels	9	(D)	(D)	(D)	FF
7011 pt.	Hotels, 25 guestrooms or more	9	(D)	(D)	(D)	FF
7011 pt.	Hotels, less than 25 guestrooms	—	—	—	—	—
7011 pt.	Motels, motor hotels, and tourist courts	24	(D)	(D)	(D)	FF
7011 pt.	Motels, tourist courts	21	(D)	(D)	(D)	EE
7011 pt.	Motor hotels	3	(D)	(D)	(D)	CC
702, 3	Other lodging places	1	(D)	(D)	(D)	AA
702	Rooming and boarding houses	1	(D)	(D)	(D)	AA
703	Camps and recreational vehicle parks	—	—	—	—	—
72	Personal services	204	49 949	17 382	4 189	1 530
721	Laundry, cleaning, and garment services	59	20 082	7 469	1 796	607
7211	Power laundries, family and commercial*	1	(D)	(D)	(D)	AA
7213	Linen supply*	1	(D)	(D)	(D)	AA
7215	Coin-operated laundries and drycleaning	7	(D)	(D)	(D)	BB
7216	Drycleaning plants, except rug cleaning*	31	9 554	3 484	877	355
7217	Carpet and upholstery cleaning	9	(D)	(D)	(D)	BB
7218	Industrial laundries*	3	(D)	(D)	(D)	CC
7212, 9	Other laundry, cleaning, and garment services*	7	(D)	(D)	(D)	AA
7212	Garment pressing, and agents for laundries and drycleaners	—	—	—	—	—
7219	Laundry and garment services, n.e.c.*	7	(D)	(D)	(D)	AA
722	Photographic studios, portrait	20	10 533	1 974	487	150
723, 4	Beauty and barber shops	85	8 887	3 784	908	385
723	Beauty shops	80	(D)	(D)	(D)	EE
724	Barber shops	5	(D)	(D)	(D)	AA
725	Shoe repair shops and shoeshine parlors	4	(D)	(D)	(D)	AA
726	Funeral service and crematories	9	5 475	2 265	454	115
729	Miscellaneous personal services	27	(D)	(D)	(D)	EE
7291	Tax return preparation services	4	(D)	(D)	(D)	CC
7299	Miscellaneous personal services, n.e.c.	23	(D)	(D)	(D)	CC

Table 5. Summary Statistics for Firms Subject to Federal Income Tax for Places With 350 Establishments or More: 1992 — Con.

[Includes only establishments with payroll. For meaning of abbreviations and symbols, see introductory text. For explanation of terms and comparability of 1987 and 1992 censuses, see appendix A. For information on geographic areas followed by ▲, see appendix F]

SIC code	Geographic area and kind of business or operation	Establishments (number)	Receipts (\$1,000)	Annual payroll (\$1,000)	First-quarter payroll (\$1,000)	Paid employees for pay period including March 12 (number)
MOBILE—Con.						
73	Business services -----	374	192 097	82 996	20 144	7 402
731	Advertising -----	18	10 468	3 937	1 031	144
7311	Advertising agencies -----	15	(D)	(D)	(D)	CC
7312	Outdoor advertising services -----	1	(D)	(D)	(D)	BB
7313	Radio, television, publishers' advertising representatives -----	2	(D)	(D)	(D)	AA
7319	Advertising, n.e.c. -----	—	—	—	—	—
732	Consumer credit reporting agencies, mercantile reporting agencies, and adjustment and collection agencies -----	15	(D)	(D)	(D)	EE
7322	Adjustment and collection services -----	13	(D)	(D)	(D)	CC
7323	Credit reporting services -----	2	(D)	(D)	(D)	BB
733	Mailing, reproduction, commercial art and photography, and stenographic services -----	24	6 536	2 126	443	85
7331	Direct mail advertising services -----	4	(D)	(D)	(D)	AA
7334	Photocopying and duplicating services -----	9	4 177	1 334	262	43
7335, 6	Commercial photography, art, and graphics -----	3	(D)	(D)	(D)	AA
7335	Commercial photography -----	2	(D)	(D)	(D)	AA
7336	Commercial art and graphic design -----	1	(D)	(D)	(D)	AA
7338	Secretarial and court reporting services -----	8	1 349	590	136	26
734	Services to dwellings and other buildings -----	72	17 648	7 411	1 853	964
7342	Disinfecting and pest control services -----	20	7 561	2 563	623	152
7349	Building cleaning and maintenance services, n.e.c. -----	52	10 087	4 848	1 230	812
735	Miscellaneous equipment rental and leasing -----	41	23 444	4 658	1 134	279
7352	Medical equipment rental and leasing -----	8	(D)	(D)	(D)	BB
7353	Heavy construction equipment rental and leasing -----	2	(D)	(D)	(D)	AA
7359	Equipment rental and leasing, n.e.c. -----	31	17 339	3 343	801	219
736	Personnel supply services -----	37	(D)	(D)	(D)	HH
7361	Employment agencies -----	10	(D)	(D)	(D)	BB
7363	Help supply services -----	27	41 731	30 450	7 085	3 511
7363 pt.	Temporary help supply -----	21	35 798	26 305	6 203	3 261
7363 pt.	Help supply, except temporary -----	6	5 933	4 145	882	250
737	Computer programming, data processing, and other computer related services -----	55	(D)	(D)	(D)	EE
7371, 2, 3	Computer programming, prepackaged software, and integrated systems -----	35	14 828	6 071	1 558	204
7371	Computer programming services -----	16	5 378	3 325	860	108
7372	Prepackaged software -----	7	(D)	(D)	(D)	BB
7373	Computer integrated systems -----	12	(D)	(D)	(D)	BB
7374, 5, 6	Data processing services -----	6	(D)	(D)	(D)	BB
7374, 5	Computer processing, information retrieval -----	6	(D)	(D)	(D)	BB
7376	Computer facilities management services -----	—	—	—	—	—
7377, 8, 9	Computer rental and leasing, maintenance, and related services, n.e.c. -----	14	(D)	(D)	(D)	BB
7377	Computer rental and leasing -----	—	—	—	—	—
7378	Computer maintenance and repair -----	9	(D)	(D)	(D)	BB
7379	Computer related services, n.e.c. -----	5	(D)	(D)	(D)	AA
738	Miscellaneous business services -----	112	(D)	(D)	(D)	GG
7381, 2	Detective agencies and protective services -----	33	(D)	(D)	(D)	FF
7381	Detective, guard, and armored car services -----	27	(D)	(D)	(D)	FF
7382	Security systems services -----	6	5 799	1 943	433	91
7383	News syndicates -----	—	—	—	—	—
7384	Photofinishing laboratories* -----	13	(D)	(D)	(D)	CC
7389	Business services, n.e.c. -----	66	21 621	7 655	1 823	691
7389 pt.	Sign painting shops -----	4	(D)	(D)	(D)	BB
7389 pt.	Interior designing -----	8	(D)	(D)	(D)	BB
7389 pt.	Telephone answering services -----	2	(D)	(D)	(D)	BB
7389 pt.	Other business services -----	52	17 406	6 602	1 512	613
75	Automotive repair, services, and parking -----	185	76 448	15 661	3 643	974
751	Automotive rental and leasing, without drivers -----	18	(D)	(D)	(D)	CC
7513	Truck rental and leasing, without drivers -----	6	(D)	(D)	(D)	BB
7514, 5	Passenger car rental and leasing -----	12	(D)	(D)	(D)	CC
7514	Passenger car rental -----	12	(D)	(D)	(D)	CC
7515	Passenger car leasing -----	—	—	—	—	—
7519	Utility trailer and recreational vehicle rental -----	—	—	—	—	—
752	Automobile parking -----	11	1 860	237	64	35
753	Automotive repair shops -----	133	38 546	9 358	2 195	532
7532	Top, body, and upholstery repair shops and paint shops -----	35	13 049	3 572	865	205
7532 pt.	Top and body repair shops -----	28	(D)	(D)	(D)	CC
7532 pt.	Paint shops -----	7	(D)	(D)	(D)	BB
7538	General automotive repair shops -----	62	10 389	2 423	578	146
7538 pt.	General automotive repair shops, except diesel -----	53	7 656	1 682	399	111
7538 pt.	Diesel repair shops -----	9	2 733	741	179	35
7533, 4, 6, 7, 9	Other automotive repair shops -----	36	15 108	3 363	752	181
7533	Automotive exhaust system repair shops -----	9	2 236	546	131	38
7534	Tire retreading and repair shops -----	3	(D)	(D)	(D)	BB
7536	Automotive glass replacement shops -----	5	(D)	(D)	(D)	BB
7537	Automotive transmission repair shops -----	9	1 863	469	110	31
7539	Automotive repair shops, n.e.c. -----	10	(D)	(D)	(D)	BB
7539 pt.	Radiator repair -----	1	(D)	(D)	(D)	AA
7539 pt.	Brake, front end, and wheel alignment -----	3	(D)	(D)	(D)	AA
7539 pt.	Automotive electrical and fuel system services -----	4	1 385	564	129	35
7539 pt.	Other automotive repair shops, n.e.c. -----	2	(D)	(D)	(D)	AA
754	Automotive services, except repair -----	23	(D)	(D)	(D)	CC
7542	Carwashes -----	11	3 844	1 209	280	113
7549	Automotive services, except repair and carwashes -----	12	(D)	(D)	(D)	BB

Table 5. Summary Statistics for Firms Subject to Federal Income Tax for Places With 350 Establishments or More: 1992 — Con.

[Includes only establishments with payroll. For meaning of abbreviations and symbols, see introductory text. For explanation of terms and comparability of 1987 and 1992 censuses, see appendix A. For information on geographic areas followed by ▲, see appendix F]

SIC code	Geographic area and kind of business or operation	Establishments (number)	Receipts (\$1,000)	Annual payroll (\$1,000)	First-quarter payroll (\$1,000)	Paid employees for pay period including March 12 (number)
MOBILE—Con.						
76	Miscellaneous repair services	99	59 779	20 216	4 887	1 069
762	Electrical repair shops	34	19 133	7 253	1 799	464
7622	Radio and television repair shops	10	1 687	454	106	36
7623, 9	Other electrical and electronic repair shops	24	17 446	6 799	1 693	428
7623	Refrigeration and air-conditioning service and repair shops	3	(D)	(D)	(D)	AA
7629	Electrical and electronic repair shops, n.e.c.	21	(D)	(D)	(D)	EE
763	Watch, clock, and jewelry repair	1	(D)	(D)	(D)	AA
764	Reupholstery and furniture repair	11	(D)	(D)	(D)	BB
769	Miscellaneous repair and related services	53	39 681	12 596	2 990	572
7692	Welding repair	4	1 274	435	111	17
7694	Armature rewinding shops	6	8 093	2 963	668	92
7699	Repair shops and related services, n.e.c.	43	30 314	9 198	2 211	463
78, 79, 84	Amusement and recreation services, including motion pictures and museums	88	23 590	5 073	1 259	645
781, 2	Motion picture production, distribution, and services	5	(D)	(D)	(D)	AA
783	Motion picture theaters	5	(D)	(D)	(D)	CC
7832	Motion picture theaters, except drive-in	5	(D)	(D)	(D)	CC
7833	Drive-in motion picture theaters	—	—	—	—	—
784	Video tape rental	19	(D)	(D)	(D)	CC
792	Theatrical producers (except motion picture), bands, orchestras, and entertainers	1	(D)	(D)	(D)	AA
7922	Theatrical producers (except motion picture) and miscellaneous theatrical services	1	(D)	(D)	(D)	AA
7929	Bands, orchestras, actors, and other entertainers and entertainment groups	—	—	—	—	—
793	Bowling centers	3	2 098	532	134	60
79 ex. 792, 3, 84	Commercial sports and other amusement and recreation services, including museums	55	10 915	2 514	578	303
794	Commercial sports	1	(D)	(D)	(D)	AA
7941	Professional sports clubs, managers, promoters	1	(D)	(D)	(D)	AA
7948	Racing, including track operation	—	—	—	—	—
79 ex. 792, 3, 4; 84	Other amusement and recreation services, including museums	54	(D)	(D)	(D)	EE
791	Dance studios, schools, and halls	13	1 298	411	103	57
7991	Physical fitness facilities	10	2 163	696	191	86
7992	Public golf courses	3	(D)	(D)	(D)	BB
7993	Coin-operated amusement devices	5	(D)	(D)	(D)	AA
7996	Amusement parks	2	(D)	(D)	(D)	AA
7997	Membership sports and recreation clubs	1	(D)	(D)	(D)	AA
7999, 84	Amusement and recreation services, including museums, n.e.c.	20	(D)	(D)	(D)	BB
7999 pt.	Concession operators of amusement devices and rides	—	—	—	—	—
7999 pt.	Carnivals, circuses, and fairs	1	(D)	(D)	(D)	AA
7999 pt., 84	Other recreation and amusements, including museums	19	(D)	(D)	(D)	BB
80	Health services	453	483 923	230 121	47 387	7 957
801	Offices and clinics of doctors of medicine	213	234 235	137 143	26 313	2 310
8011 pt.	Offices of doctors of medicine	210	226 415	133 989	25 596	2 099
8011 pt.	General medical clinics	3	7 820	3 154	717	211
802	Offices and clinics of dentists	106	38 068	13 634	2 847	565
803	Offices and clinics of doctors of osteopathy	1	(D)	(D)	(D)	AA
804	Offices and clinics of other health practitioners	59	15 898	6 761	1 637	340
8041	Offices and clinics of chiropractors	18	3 184	894	238	75
8042	Offices and clinics of optometrists	9	(D)	(D)	(D)	BB
8043	Offices and clinics of podiatrists	8	(D)	(D)	(D)	BB
8049	Offices and clinics of health practitioners, n.e.c.	24	(D)	(D)	(D)	CC
805	Nursing and personal care facilities	17	33 477	14 579	3 340	1 276
8051	Skilled nursing care facilities	13	(D)	(D)	(D)	GG
8052	Intermediate care facilities	1	(D)	(D)	(D)	BB
8059	Nursing and personal care facilities, n.e.c.	3	(D)	(D)	(D)	BB
806	Hospitals	2	(D)	(D)	(D)	GG
8062	General medical and surgical hospitals	1	(D)	(D)	(D)	GG
8063, 9	Specialty hospitals	1	(D)	(D)	(D)	CC
807, 8, 9	Other health services	55	(D)	(D)	(D)	GG
807	Medical and dental laboratories	22	7 963	3 328	787	171
8071	Medical laboratories	7	5 911	2 481	586	114
8072	Dental laboratories	15	2 052	847	201	57
808	Home health care services	15	(D)	(D)	(D)	GG
809	Miscellaneous health and allied services, n.e.c.	18	(D)	(D)	(D)	EE
8092	Kidney dialysis centers	3	(D)	(D)	(D)	BB
8093	Specialty outpatient facilities, n.e.c.	10	(D)	(D)	(D)	CC
8099	Health and allied services, n.e.c.	5	(D)	(D)	(D)	BB
81	Legal services	241	131 597	49 482	10 455	1 465
823, 4, 9	Selected educational services	13	(D)	(D)	(D)	CC
823	Libraries	—	—	—	—	—
824	Vocational schools	9	(D)	(D)	(D)	CC
829	Schools and educational services, n.e.c.	4	(D)	(D)	(D)	BB
83	Social services	50	(D)	(D)	(D)	FF
835	Child day care services	36	(D)	(D)	(D)	EE
832, 3, 6, 9	Other social services	14	(D)	(D)	(D)	CC

Table 5. Summary Statistics for Firms Subject to Federal Income Tax for Places With 350 Establishments or More: 1992 — Con.

[Includes only establishments with payroll. For meaning of abbreviations and symbols, see introductory text. For explanation of terms and comparability of 1987 and 1992 censuses, see appendix A. For information on geographic areas followed by ▲, see appendix F]

SIC code	Geographic area and kind of business or operation	Establishments (number)	Receipts (\$1,000)	Annual payroll (\$1,000)	First-quarter payroll (\$1,000)	Paid employees for pay period including March 12 (number)
	MOBILE—Con.					
87 ex. 8733	Engineering, accounting, research, management, and related services (except noncommercial research organizations) -----	268	158 526	70 932	16 281	2 321
871	Engineering, architectural, and surveying services -----	86	94 777	44 631	10 274	1 279
8711	Engineering services -----	56	81 153	38 374	8 894	1 067
8712	Architectural services -----	19	8 853	3 684	861	101
8713	Surveying services -----	11	4 771	2 573	519	111
872	Accounting, auditing, and bookkeeping services -----	112	30 388	11 957	2 733	503
873 ex. 8733	Research, development, and testing services (except noncommercial research organizations) -----	12	(D)	(D)	(D)	CC
8731	Commercial physical and biological research -----	2	(D)	(D)	(D)	AA
8732	Commercial economic, sociological, and educational research -----	—	—	—	—	—
8734	Testing laboratories -----	10	13 624	5 077	1 116	188
874	Management and public relations services -----	58	(D)	(D)	(D)	EE
8741	Management services -----	19	13 453	6 914	1 672	252
8742	Management consulting services -----	20	(D)	(D)	(D)	BB
8743	Public relations services -----	10	1 572	488	107	20
8744	Facilities support management services -----	—	—	—	—	—
8748	Business consulting services, n.e.c. -----	9	(D)	(D)	(D)	BB
89	Services, n.e.c. -----	5	(D)	(D)	(D)	BB
	MONTGOMERY					
	Total -----	1 648	1 043 067	421 606	91 490	18 848
70 ex. 704	Hotels, rooming houses, camps, and other lodging places (except membership lodging) -----	40	43 586	9 153	2 229	1 012
7011	Hotels and motels -----	40	43 586	9 153	2 229	1 012
7011 pt.	Hotels -----	9	11 822	3 261	815	347
7011 pt.	Motels, motor hotels, and tourist courts -----	31	31 764	5 892	1 414	665
702, 3	Other lodging places -----	—	—	—	—	—
72	Personal services -----	184	49 821	17 660	4 530	1 547
721	Laundry, cleaning, and garment services -----	72	(D)	(D)	(D)	FF
7211	Power laundries, family and commercial* -----	6	(D)	(D)	(D)	BB
7213	Linen supply* -----	4	(D)	(D)	(D)	CC
7215	Coin-operated laundries and drycleaning -----	9	(D)	(D)	(D)	AA
7216	Drycleaning plants, except rug cleaning* -----	35	8 717	2 897	843	280
7217	Carpet and upholstery cleaning -----	8	(D)	(D)	(D)	BB
7218	Industrial laundrers* -----	1	(D)	(D)	(D)	BB
7212, 9	Other laundry, cleaning, and garment services* -----	9	(D)	(D)	(D)	BB
722	Photographic studios, portrait -----	13	(D)	(D)	(D)	BB
723, 4	Beauty and barber shops -----	78	(D)	(D)	(D)	EE
723	Beauty shops -----	74	9 858	5 036	1 224	473
724	Barber shops -----	4	(D)	(D)	(D)	BB
725	Shoe repair shops and shoeshine parlors -----	5	341	78	16	9
726	Funeral service and crematories -----	5	5 192	1 248	333	61
729	Miscellaneous personal services -----	11	(D)	(D)	(D)	CC
73	Business services -----	266	172 503	65 484	15 066	4 598
731	Advertising -----	28	(D)	(D)	(D)	CC
732	Consumer credit reporting agencies, mercantile reporting agencies, and adjustment and collection agencies -----	7	(D)	(D)	(D)	CC
733	Mailing, reproduction, commercial art and photography, and stenographic services -----	15	5 460	2 299	503	104
734	Services to dwellings and other buildings -----	57	(D)	(D)	(D)	FF
735	Miscellaneous equipment rental and leasing -----	30	(D)	(D)	(D)	CC
736	Personnel supply services -----	18	17 631	12 953	2 734	1 226
737	Computer programming, data processing, and other computer related services -----	40	(D)	(D)	(D)	FF
7371, 2, 3	Computer programming, prepackaged software, and integrated systems -----	23	31 433	15 575	3 638	468
7374, 5, 6	Data processing services -----	10	(D)	(D)	(D)	CC
7377, 8, 9	Computer rental and leasing, maintenance, and related services, n.e.c. -----	7	(D)	(D)	(D)	BB
738	Miscellaneous business services -----	71	47 347	11 863	2 974	1 426
75	Automotive repair, services, and parking -----	152	59 489	13 830	3 350	804
751	Automotive rental and leasing, without drivers -----	16	(D)	(D)	(D)	CC
752	Automobile parking -----	—	—	—	—	—
753	Automotive repair shops -----	118	(D)	(D)	(D)	FF
7532	Top, body, and upholstery repair shops and paint shops -----	28	(D)	(D)	(D)	CC
7538	General automotive repair shops -----	57	12 783	3 423	848	215
7533, 4, 6, 7, 9	Other automotive repair shops -----	33	(D)	(D)	(D)	CC
754	Automotive services, except repair -----	18	(D)	(D)	(D)	CC
76	Miscellaneous repair services -----	61	(D)	(D)	(D)	EE
762	Electrical repair shops -----	20	5 396	2 466	579	190
7622	Radio and television repair shops -----	6	(D)	(D)	(D)	BB
7623, 9	Other electrical and electronic repair shops -----	14	(D)	(D)	(D)	CC
763	Watch, clock, and jewelry repair -----	2	(D)	(D)	(D)	AA
764	Reupholstery and furniture repair -----	10	(D)	(D)	(D)	BB
769	Miscellaneous repair and related services -----	29	(D)	(D)	(D)	CC

Table 5. Summary Statistics for Firms Subject to Federal Income Tax for Places With 350 Establishments or More: 1992 — Con.

[Includes only establishments with payroll. For meaning of abbreviations and symbols, see introductory text. For explanation of terms and comparability of 1987 and 1992 censuses, see appendix A. For information on geographic areas followed by ▲, see appendix F]

SIC code	Geographic area and kind of business or operation	Establishments (number)	Receipts (\$1,000)	Annual payroll (\$1,000)	First-quarter payroll (\$1,000)	Paid employees for pay period including March 12 (number)
MONTGOMERY—Con.						
78, 79, 84	Amusement and recreation services, including motion pictures and museums	51	(D)	(D)	(D)	FF
781, 2	Motion picture production, distribution, and services	3	(D)	(D)	(D)	AA
783	Motion picture theaters	6	(D)	(D)	(D)	BB
784	Video tape rental	11	(D)	(D)	(D)	BB
792	Theatrical producers (except motion picture), bands, orchestras, and entertainers	3	(D)	(D)	(D)	BB
793	Bowling centers	2	(D)	(D)	(D)	BB
79 ex. 792, 3; 84	Commercial sports and other amusement and recreation services, including museums	26	(D)	(D)	(D)	EE
80	Health services	422	451 242	192 749	41 053	6 398
801	Offices and clinics of doctors of medicine	234	(D)	(D)	(D)	GG
802	Offices and clinics of dentists	82	(D)	(D)	(D)	EE
803	Offices and clinics of doctors of osteopathy	6	(D)	(D)	(D)	AA
804	Offices and clinics of other health practitioners	45	(D)	(D)	(D)	CC
805	Nursing and personal care facilities	9	(D)	(D)	(D)	GG
806	Hospitals	3	(D)	(D)	(D)	GG
807, 8, 9	Other health services	43	(D)	(D)	(D)	GG
81	Legal services	165	90 744	48 219	8 437	938
823, 4, 9	Selected educational services	19	(D)	(D)	(D)	CC
83	Social services	69	(D)	(D)	(D)	FF
835	Child day care services	46	7 094	3 032	678	413
832, 3, 6, 9	Other social services	23	(D)	(D)	(D)	CC
87 ex. 8733	Engineering, accounting, research, management, and related services (except noncommercial research organizations)	213	118 089	56 056	12 504	1 829
871	Engineering, architectural, and surveying services	84	(D)	(D)	(D)	FF
872	Accounting, auditing, and bookkeeping services	56	(D)	(D)	(D)	FF
873 ex. 87333	Research, development, and testing services (except noncommercial research organizations)	13	(D)	(D)	(D)	BB
874	Management and public relations services	60	25 118	12 246	2 824	450
89	Services, n.e.c.	6	(D)	(D)	(D)	AA
TUSCALOOSA						
	Total	651	317 383	129 914	27 558	5 927
70 ex. 704	Hotels, rooming houses, camps, and other lodging places (except membership lodging)	14	(D)	(D)	(D)	FF
7011	Hotels and motels	14	(D)	(D)	(D)	FF
7011 pt.	Hotels	5	(D)	(D)	(D)	EE
7011 pt.	Motels, motor hotels, and tourist courts	9	5 237	1 048	247	144
702, 3	Other lodging places	—	—	—	—	—
72	Personal services	98	22 531	8 032	1 852	699
721	Laundry, cleaning, and garment services	31	11 344	4 084	960	349
7211	Power laundries, family and commercial*	1	(D)	(D)	(D)	AA
7213	Linen supply*	—	—	—	—	—
7215	Coin-operated laundries and drycleaning	8	(D)	(D)	(D)	BB
7216	Drycleaning plants, except rug cleaning*	8	3 502	1 672	382	154
7217	Carpet and upholstery cleaning	5	(D)	(D)	(D)	BB
7218	Industrial laundriers*	1	(D)	(D)	(D)	CC
7212, 9	Other laundry, cleaning, and garment services*	8	(D)	(D)	(D)	AA
722	Photographic studios, portrait	8	(D)	(D)	(D)	BB
723, 4	Beauty and barber shops	45	4 413	2 019	477	174
723	Beauty shops	42	(D)	(D)	(D)	CC
724	Barber shops	3	(D)	(D)	(D)	AA
725	Shoe repair shops and shoeshine parlors	1	(D)	(D)	(D)	AA
726	Funeral service and crematories	5	(D)	(D)	(D)	BB
729	Miscellaneous personal services	8	(D)	(D)	(D)	BB
73	Business services	98	35 197	14 783	3 356	1 082
731	Advertising	10	2 400	747	177	47
732	Consumer credit reporting agencies, mercantile reporting agencies, and adjustment and collection agencies	2	(D)	(D)	(D)	BB
733	Mailing, reproduction, commercial art and photography, and stenographic services	7	(D)	(D)	(D)	BB
734	Services to dwellings and other buildings	21	5 872	2 542	530	256
735	Miscellaneous equipment rental and leasing	13	(D)	(D)	(D)	BB
736	Personnel supply services	12	7 575	5 648	1 324	399
737	Computer programming, data processing, and other computer related services	8	(D)	(D)	(D)	BB
7371, 2, 3	Computer programming, prepackaged software, and integrated systems	5	(D)	(D)	(D)	BB
7374, 5, 6	Data processing services	1	(D)	(D)	(D)	AA
7377, 8, 9	Computer rental and leasing, maintenance, and related services, n.e.c.	2	(D)	(D)	(D)	AA
738	Miscellaneous business services	25	6 604	1 876	366	133

Table 5. Summary Statistics for Firms Subject to Federal Income Tax for Places With 350 Establishments or More: 1992 — Con.

[Includes only establishments with payroll. For meaning of abbreviations and symbols, see introductory text. For explanation of terms and comparability of 1987 and 1992 censuses, see appendix A. For information on geographic areas followed by ▲, see appendix F]

SIC code	Geographic area and kind of business or operation	Establishments (number)	Receipts (\$1,000)	Annual payroll (\$1,000)	First-quarter payroll (\$1,000)	Paid employees for pay period including March 12 (number)
	TUSCALOOSA—Con.					
75	Automotive repair, services, and parking -----	61	24 885	6 192	1 481	363
751	Automotive rental and leasing, without drivers -----	8	(D)	(D)	(D)	BB
752	Automobile parking -----	—	—	—	—	—
753	Automotive repair shops -----	46	18 033	5 118	1 206	307
7532	Top, body, and upholstery repair shops and paint shops -----	9	5 496	1 578	400	87
7538	General automotive repair shops -----	24	8 713	2 380	537	154
7533, 4, 6, 7, 9	Other automotive repair shops -----	13	3 824	1 160	269	66
754	Automotive services, except repair -----	7	(D)	(D)	(D)	BB
76	Miscellaneous repair services -----	23	9 125	3 013	737	148
762	Electrical repair shops -----	9	1 975	915	210	56
7622	Radio and television repair shops -----	4	464	132	31	9
7623, 9	Other electrical and electronic repair shops -----	5	1 511	783	179	47
763	Watch, clock, and jewelry repair -----	—	—	—	—	—
764	Reupholstery and furniture repair -----	5	(D)	(D)	(D)	AA
769	Miscellaneous repair and related services -----	9	(D)	(D)	(D)	BB
78, 79, 84	Amusement and recreation services, including motion pictures and museums -----	37	9 337	1 946	436	331
781, 2	Motion picture production, distribution, and services -----	2	(D)	(D)	(D)	AA
783	Motion picture theaters -----	2	(D)	(D)	(D)	BB
784	Video tape rental -----	10	(D)	(D)	(D)	BB
792	Theatrical producers (except motion picture), bands, orchestras, and entertainers -----	1	(D)	(D)	(D)	AA
793	Bowling centers -----	2	(D)	(D)	(D)	BB
79 ex. 792, 3; 84	Commercial sports and other amusement and recreation services, including museums -----	20	(D)	(D)	(D)	CC
80	Health services -----	162	131 265	60 886	11 283	1 503
801	Offices and clinics of doctors of medicine -----	80	91 123	46 742	8 218	776
802	Offices and clinics of dentists -----	41	14 944	5 593	1 159	236
803	Offices and clinics of doctors of osteopathy -----	1	(D)	(D)	(D)	AA
804	Offices and clinics of other health practitioners -----	22	(D)	(D)	(D)	BB
805	Nursing and personal care facilities -----	4	(D)	(D)	(D)	CC
806	Hospitals -----	—	—	—	—	—
807, 8, 9	Other health services -----	14	(D)	(D)	(D)	CC
81	Legal services -----	70	(D)	(D)	(D)	EE
823, 4, 9	Selected educational services -----	5	(D)	(D)	(D)	BB
83	Social services -----	22	3 664	1 405	331	204
835	Child day care services -----	14	(D)	(D)	(D)	CC
832, 3, 6, 9	Other social services -----	8	(D)	(D)	(D)	BB
87 ex. 8733	Engineering, accounting, research, management, and related services (except noncommercial research organizations) -----	57	29 747	15 079	3 654	491
871	Engineering, architectural, and surveying services -----	16	(D)	(D)	(D)	CC
872	Accounting, auditing, and bookkeeping services -----	30	(D)	(D)	(D)	EE
873 ex. 8733	Research, development, and testing services (except noncommercial research organizations) -----	1	(D)	(D)	(D)	AA
874	Management and public relations services -----	10	(D)	(D)	(D)	BB
89	Services, n.e.c. -----	4	(D)	(D)	(D)	BB

Table 6. Summary Statistics for Firms Subject to Federal Income Tax for Counties With 350 Establishments or More: 1992

[Includes only establishments with payroll. For meaning of abbreviations and symbols, see introductory text. For explanation of terms and comparability of 1987 and 1992 censuses, see appendix A. For information on geographic areas followed by ▲, see appendix F]

SIC code	Geographic area and kind of business or operation	Establishments (number)	Receipts (\$1,000)	Annual payroll (\$1,000)	First-quarter payroll (\$1,000)	Paid employees for pay period including March 12 (number)
BALDWIN COUNTY						
	Total	632	205 525	71 715	15 710	4 848
70 ex. 704	Hotels, rooming houses, camps, and other lodging places (except membership lodging)	25	(D)	(D)	(D)	GG
7011	Hotels and motels	22	49 443	13 127	3 017	1 246
7011 pt.	Hotels	9	42 132	11 744	2 699	1 059
7011 pt.	Motels, motor hotels, and tourist courts	13	7 311	1 383	318	187
702, 3	Other lodging places	3	(D)	(D)	(D)	BB
72	Personal services	54	10 139	2 678	609	212
721	Laundry, cleaning, and garment services	18	5 216	1 603	352	113
7211	Power laundries, family and commercial*	—	—	—	—	—
7213	Linen supply*	1	(D)	(D)	(D)	AA
7215	Coin-operated laundries and drycleaning	3	(D)	(D)	(D)	AA
7216	Drycleaning plants, except rug cleaning*	7	1 423	433	115	43
7217	Carpet and upholstery cleaning	4	121	50	8	2
7218	Industrial laundriers*	2	(D)	(D)	(D)	BB
7212, 9	Other laundry, cleaning, and garment services*	1	(D)	(D)	(D)	AA
722	Photographic studios, portrait	3	(D)	(D)	(D)	AA
723, 4	Beauty and barber shops	24	1 314	377	91	44
723	Beauty shops	24	1 314	377	91	44
724	Barber shops	—	—	—	—	—
725	Shoe repair shops and shoeshine parlors	1	(D)	(D)	(D)	AA
726	Funeral service and crematories	5	2 782	572	119	30
729	Miscellaneous personal services	3	(D)	(D)	(D)	BB
73	Business services	104	20 872	8 839	1 920	707
731	Advertising	3	687	78	11	3
732	Consumer credit reporting agencies, mercantile reporting agencies, and adjustment and collection agencies	2	(D)	(D)	(D)	AA
733	Mailing, reproduction, commercial art and photography, and stenographic services	3	141	41	8	5
734	Services to dwellings and other buildings	33	5 095	1 458	329	145
735	Miscellaneous equipment rental and leasing	17	2 957	610	149	54
736	Personnel supply services	9	5 302	4 267	798	263
737	Computer programming, data processing, and other computer related services	10	1 699	720	229	41
7371, 2, 3	Computer programming, prepackaged software, and integrated systems	7	(D)	(D)	(D)	BB
7374, 5, 6	Data processing services	2	(D)	(D)	(D)	AA
7377, 8, 9	Computer rental and leasing, maintenance, and related services, n.e.c.	1	(D)	(D)	(D)	AA
738	Miscellaneous business services	27	(D)	(D)	(D)	CC
75	Automotive repair, services, and parking	64	15 128	4 048	943	436
751	Automotive rental and leasing, without drivers	—	—	—	—	—
752	Automobile parking	—	—	—	—	—
753	Automotive repair shops	57	13 294	3 721	867	212
7532	Top, body, and upholstery repair shops and paint shops	16	4 735	1 541	373	85
7538	General automotive repair shops	35	7 342	1 904	424	111
7533, 4, 6, 7, 9	Other automotive repair shops	6	1 217	276	70	16
754	Automotive services, except repair	7	1 834	327	76	224
76	Miscellaneous repair services	29	4 929	1 304	321	100
762	Electrical repair shops	10	897	236	56	28
7622	Radio and television repair shops	4	(D)	(D)	(D)	AA
7623, 9	Other electrical and electronic repair shops	6	(D)	(D)	(D)	AA
763	Watch, clock, and jewelry repair	—	—	—	—	—
764	Reupholstery and furniture repair	2	(D)	(D)	(D)	AA
769	Miscellaneous repair and related services	17	(D)	(D)	(D)	BB
78, 79, 84	Amusement and recreation services, including motion pictures and museums	64	15 140	3 615	717	319
781, 2	Motion picture production, distribution, and services	4	(D)	(D)	(D)	AA
783	Motion picture theaters	1	(D)	(D)	(D)	AA
784	Video tape rental	11	1 494	368	78	41
792	Theatrical producers (except motion picture), bands, orchestras, and entertainers	4	(D)	(D)	(D)	AA
793	Bowling centers	3	696	152	45	29
79 ex. 792, 3, 84	Commercial sports and other amusement and recreation services, including museums	41	10 746	2 672	478	216
80	Health services	130	55 972	24 792	5 419	1 094
801	Offices and clinics of doctors of medicine	51	24 118	12 276	2 698	373
802	Offices and clinics of dentists	31	10 773	4 017	692	159
803	Offices and clinics of doctors of osteopathy	3	(D)	(D)	(D)	AA
804	Offices and clinics of other health practitioners	28	3 535	847	216	66
805	Nursing and personal care facilities	4	(D)	(D)	(D)	EE
806	Hospitals	—	—	—	—	—
807, 8, 9	Other health services	13	(D)	(D)	(D)	CC
81	Legal services	51	10 363	3 675	662	144
823, 4, 9	Selected educational services	2	(D)	(D)	(D)	AA

Table 6. Summary Statistics for Firms Subject to Federal Income Tax for Counties With 350 Establishments or More: 1992 — Con.

[Includes only establishments with payroll. For meaning of abbreviations and symbols, see introductory text. For explanation of terms and comparability of 1987 and 1992 censuses, see appendix A. For information on geographic areas followed by ▲, see appendix F]

SIC code	Geographic area and kind of business or operation	Establishments (number)	Receipts (\$1,000)	Annual payroll (\$1,000)	First-quarter payroll (\$1,000)	Paid employees for pay period including March 12 (number)
BALDWIN COUNTY — Con.						
83	Social services	27	2 941	1 234	293	167
835	Child day care services	20	2 256	1 034	244	149
832, 3, 6, 9	Other social services	7	685	200	49	18
87 ex. 8733	Engineering, accounting, research, management, and related services (except noncommercial research organizations)	80	17 935	7 734	1 647	366
871	Engineering, architectural, and surveying services	19	4 892	2 211	474	102
872	Accounting, auditing, and bookkeeping services	39	6 565	2 958	672	146
873 ex. 8733	Research, development, and testing services (except noncommercial research organizations)	—	—	—	—	—
874	Management and public relations services	22	6 478	2 565	501	118
89	Services, n.e.c.	2	(D)	(D)	(D)	AA
CALHOUN COUNTY (Coextensive with Anniston, AL MSA; see table 7a.)						
ETOWAH COUNTY (Coextensive with Gadsden, AL MSA; see table 7a.)						
HOUSTON COUNTY						
	Total	695	418 557	185 441	37 429	7 970
70 ex. 704	Hotels, rooming houses, camps, and other lodging places (except membership lodging)	19	(D)	(D)	(D)	EE
7011	Hotels and motels	18	(D)	(D)	(D)	EE
7011 pt.	Hotels	6	(D)	(D)	(D)	CC
7011 pt.	Motels, motor hotels, and tourist courts	12	(D)	(D)	(D)	CC
702, 3	Other lodging places	1	(D)	(D)	(D)	AA
72	Personal services	88	16 737	5 456	1 363	533
721	Laundry, cleaning, and garment services	29	8 079	3 127	759	256
7211	Power laundries, family and commercial*	—	—	—	—	—
7213	Linen supply*	1	(D)	(D)	(D)	AA
7215	Coin-operated laundries and drycleaning	7	688	146	34	20
7216	Drycleaning plants, except rug cleaning*	14	(D)	(D)	(D)	BB
7217	Carpet and upholstery cleaning	3	(D)	(D)	(D)	BB
7218	Industrial launderers*	2	(D)	(D)	(D)	CC
7212, 9	Other laundry, cleaning, and garment services*	2	(D)	(D)	(D)	AA
722	Photographic studios, portrait	8	1 327	198	53	26
723, 4	Beauty and barber shops	38	2 597	1 185	291	116
723	Beauty shops	36	(D)	(D)	(D)	CC
724	Barber shops	2	(D)	(D)	(D)	AA
725	Shoe repair shops and shoeshine parlors	2	(D)	(D)	(D)	AA
726	Funeral service and crematories	4	2 534	493	119	24
729	Miscellaneous personal services	7	(D)	(D)	(D)	CC
73	Business services	100	35 024	15 809	2 983	1 662
731	Advertising	6	3 536	891	248	74
732	Consumer credit reporting agencies, mercantile reporting agencies, and adjustment and collection agencies	5	(D)	(D)	(D)	BB
733	Mailing, reproduction, commercial art and photography, and stenographic services	2	(D)	(D)	(D)	AA
734	Services to dwellings and other buildings	21	5 499	2 387	592	237
735	Miscellaneous equipment rental and leasing	13	3 923	1 218	264	73
736	Personnel supply services	12	(D)	(D)	(D)	FF
737	Computer programming, data processing, and other computer related services	14	(D)	(D)	(D)	BB
7371, 2, 3	Computer programming, prepackaged software, and integrated systems	10	(D)	(D)	(D)	BB
7374, 5, 6, 7, 8, 9	Data processing services	1	(D)	(D)	(D)	BB
	Computer rental and leasing, maintenance, and related services, n.e.c.	3	(D)	(D)	(D)	AA
738	Miscellaneous business services	27	(D)	(D)	(D)	EE
75	Automotive repair, services, and parking	71	21 653	5 875	1 401	346
751	Automotive rental and leasing, without drivers	5	(D)	(D)	(D)	BB
752	Automobile parking	1	(D)	(D)	(D)	AA
753	Automotive repair shops	60	(D)	(D)	(D)	EE
7532	Top, body, and upholstery repair shops and paint shops	18	4 017	1 043	256	68
7538	General automotive repair shops	29	10 479	2 817	688	157
7533, 4, 6, 7, 9	Other automotive repair shops	13	(D)	(D)	(D)	BB
754	Automotive services, except repair	5	(D)	(D)	(D)	AA

Table 6. Summary Statistics for Firms Subject to Federal Income Tax for Counties With 350 Establishments or More: 1992 — Con.

[Includes only establishments with payroll. For meaning of abbreviations and symbols, see introductory text. For explanation of terms and comparability of 1987 and 1992 censuses, see appendix A. For information on geographic areas followed by ▲, see appendix F]

SIC code	Geographic area and kind of business or operation	Establishments (number)	Receipts (\$1,000)	Annual payroll (\$1,000)	First-quarter payroll (\$1,000)	Paid employees for pay period including March 12 (number)
HOUSTON COUNTY—Con.						
76	Miscellaneous repair services	44	(D)	(D)	(D)	CC
762	Electrical repair shops	18	4 605	1 681	387	82
7622	Radio and television repair shops	6	(D)	(D)	(D)	AA
7623, 9	Other electrical and electronic repair shops	12	(D)	(D)	(D)	BB
763	Watch, clock, and jewelry repair	—	—	—	—	—
764	Reupholstery and furniture repair	5	454	116	27	11
769	Miscellaneous repair and related services	21	(D)	(D)	(D)	BB
78, 79, 84	Amusement and recreation services, including motion pictures and museums	40	17 987	5 372	1 571	546
781, 2	Motion picture production, distribution, and services	2	(D)	(D)	(D)	BB
783	Motion picture theaters	3	(D)	(D)	(D)	BB
784	Video tape rental	15	12 206	4 156	1 224	341
792	Theatrical producers (except motion picture), bands, orchestras, and entertainers	—	—	—	—	—
793	Bowling centers	1	(D)	(D)	(D)	AA
79 ex. 792, 3, 84	Commercial sports and other amusement and recreation services, including museums	19	2 612	613	117	61
80	Health services	178	250 670	127 268	24 592	3 375
801	Offices and clinics of doctors of medicine	89	116 358	73 977	12 118	1 061
802	Offices and clinics of dentists	37	13 031	5 242	1 155	206
803	Offices and clinics of doctors of osteopathy	—	—	—	—	—
804	Offices and clinics of other health practitioners	31	10 797	3 101	694	164
805	Nursing and personal care facilities	2	(D)	(D)	(D)	CC
806	Hospitals	2	(D)	(D)	(D)	GG
807, 8, 9	Other health services	17	(D)	(D)	(D)	CC
81	Legal services	49	16 034	4 232	801	156
823, 4, 9	Selected educational services	4	(D)	(D)	(D)	BB
83	Social services	39	(D)	(D)	(D)	CC
835	Child day care services	25	(D)	(D)	(D)	CC
832, 3, 6, 9	Other social services	14	(D)	(D)	(D)	BB
87 ex. 8733	Engineering, accounting, research, management, and related services (except noncommercial research organizations)	61	23 826	10 805	2 203	398
871	Engineering, architectural, and surveying services	18	7 298	3 650	825	125
872	Accounting, auditing, and bookkeeping services	29	9 706	4 633	988	175
873 ex. 8733	Research, development, and testing services (except noncommercial research organizations)	4	(D)	(D)	(D)	BB
874	Management and public relations services	10	(D)	(D)	(D)	BB
89	Services, n.e.c.	2	(D)	(D)	(D)	AA
JEFFERSON COUNTY						
	Total	5 036	4 292 414	1 580 118	348 644	68 888
70 ex. 704	Hotels, rooming houses, camps, and other lodging places (except membership lodging)	79	96 447	25 315	5 485	2 484
7011	Hotels and motels	72	95 690	25 167	5 445	2 458
7011 pt.	Hotels	37	(D)	(D)	(D)	GG
7011 pt.	Hotels, 25 guestrooms or more	35	(D)	(D)	(D)	GG
7011 pt.	Hotels, less than 25 guestrooms	2	(D)	(D)	(D)	AA
7011 pt.	Motels, motor hotels, and tourist courts	35	(D)	(D)	(D)	EE
7011 pt.	Motels, tourist courts	29	(D)	(D)	(D)	EE
7011 pt.	Motor hotels	6	3 108	575	144	79
702, 3	Other lodging places	7	757	148	40	26
702	Rooming and boarding houses	7	757	148	40	26
703	Camps and recreational vehicle parks	—	—	—	—	—
72	Personal services	591	145 606	51 966	12 884	4 194
721	Laundry, cleaning, and garment services	177	68 631	26 174	6 423	1 881
7211	Power laundries, family and commercial*	5	(D)	(D)	(D)	BB
7213	Linen supply*	5	15 330	5 753	1 354	351
7215	Coin-operated laundries and drycleaning	34	3 773	1 030	252	123
7216	Drycleaning plants, except rug cleaning*	83	24 538	10 869	2 638	894
7217	Carpet and upholstery cleaning	18	(D)	(D)	(D)	BB
7218	Industrial laundriers*	5	17 822	6 324	1 570	328
7212, 9	Other laundry, cleaning, and garment services*	27	(D)	(D)	(D)	BB
7212	Garment pressing, and agents for laundries and drycleaners	10	1 571	433	80	32
7219	Laundry and garment services, n.e.c.*	17	(D)	(D)	(D)	BB
722	Photographic studios, portrait	38	12 432	2 938	657	239
723, 4	Beauty and barber shops	259	29 351	12 840	3 110	1 115
723	Beauty shops	244	(D)	(D)	(D)	GG
724	Barber shops	15	(D)	(D)	(D)	BB
725	Shoe repair shops and shoeshine parlors	13	812	222	58	28
726	Funeral service and crematories	31	20 185	5 359	1 334	365
729	Miscellaneous personal services	73	14 195	4 433	1 302	566
7291	Tax return preparation services	20	3 727	1 240	593	336
7299	Miscellaneous personal services, n.e.c.	53	10 468	3 193	709	230

Table 6. Summary Statistics for Firms Subject to Federal Income Tax for Counties With 350 Establishments or More: 1992 — Con.

[Includes only establishments with payroll. For meaning of abbreviations and symbols, see introductory text. For explanation of terms and comparability of 1987 and 1992 censuses, see appendix A. For information on geographic areas followed by ▲, see appendix F]

SIC code	Geographic area and kind of business or operation	Establishments (number)	Receipts (\$1,000)	Annual payroll (\$1,000)	First-quarter payroll (\$1,000)	Paid employees for pay period including March 12 (number)
JEFFERSON COUNTY—Con.						
73	Business services -----	857	716 658	282 579	66 833	22 724
731	Advertising -----	75	84 405	30 283	7 545	962
7311	Advertising agencies -----	58	38 429	17 759	4 505	501
7312	Outdoor advertising services -----	4	(D)	(D)	(D)	BB
7313	Radio, television, publishers' advertising representatives -----	3	(D)	(D)	(D)	EE
7319	Advertising, n.e.c. -----	10	(D)	(D)	(D)	CC
732	Consumer credit reporting agencies, mercantile reporting agencies, and adjustment and collection agencies -----	23	24 202	7 287	1 730	339
7322	Adjustment and collection services -----	14	(D)	(D)	(D)	BB
7323	Credit reporting services -----	9	(D)	(D)	(D)	CC
733	Mailing, reproduction, commercial art and photography, and stenographic services -----	64	(D)	(D)	(D)	EE
7331	Direct mail advertising services -----	11	(D)	(D)	(D)	CC
7334	Photocopying and duplicating services -----	11	6 159	1 673	348	101
7335, 6	Commercial photography, art, and graphics -----	27	(D)	(D)	(D)	BB
7335	Commercial photography -----	11	(D)	(D)	(D)	BB
7336	Commercial art and graphic design -----	16	(D)	(D)	(D)	BB
7338	Secretarial and court reporting services -----	15	(D)	(D)	(D)	BB
734	Services to dwellings and other buildings -----	146	69 329	38 228	9 152	5 679
7342	Disinfecting and pest control services -----	41	18 521	7 505	1 613	372
7349	Building cleaning and maintenance services, n.e.c. -----	105	50 808	30 723	7 539	5 307
735	Miscellaneous equipment rental and leasing -----	68	49 095	10 520	2 443	535
7352	Medical equipment rental and leasing -----	7	(D)	(D)	(D)	BB
7353	Heavy construction equipment rental and leasing -----	9	(D)	(D)	(D)	CC
7359	Equipment rental and leasing, n.e.c. -----	52	(D)	(D)	(D)	EE
736	Personnel supply services -----	92	(D)	(D)	(D)	II
7361	Employment agencies -----	30	(D)	(D)	(D)	BB
7363	Help supply services -----	62	(D)	(D)	(D)	II
7363 pt.	Temporary help supply -----	50	(D)	(D)	(D)	HH
7363 pt.	Help supply, except temporary -----	12	(D)	(D)	(D)	HH
737	Computer programming, data processing, and other computer related services -----	165	247 402	79 041	18 721	2 713
7371, 2, 3	Computer programming, prepackaged software, and integrated systems -----	94	128 854	43 669	10 271	1 239
7371	Computer programming services -----	53	48 143	18 718	4 386	552
7372	Prepackaged software -----	19	(D)	(D)	(D)	CC
7373	Computer integrated systems -----	22	(D)	(D)	(D)	EE
7374, 5, 6	Data processing services -----	33	(D)	(D)	(D)	GG
7374, 5	Computer processing, information retrieval -----	29	(D)	(D)	(D)	GG
7376	Computer facilities management services -----	4	(D)	(D)	(D)	BB
7377, 8, 9	Computer rental and leasing, maintenance, and related services, n.e.c. -----	38	(D)	(D)	(D)	EE
7377	Computer rental and leasing -----	4	(D)	(D)	(D)	AA
7378	Computer maintenance and repair -----	26	(D)	(D)	(D)	CC
7379	Computer related services, n.e.c. -----	8	(D)	(D)	(D)	AA
738	Miscellaneous business services -----	224	(D)	(D)	(D)	HH
7381, 2	Detective agencies and protective services -----	53	45 948	26 817	6 495	2 789
7381	Detective, guard, and armored car services -----	41	34 756	23 826	5 773	2 658
7382	Security systems services -----	12	11 192	2 991	722	131
7383	News syndicates -----	2	(D)	(D)	(D)	AA
7384	Photofinishing laboratories* -----	18	(D)	(D)	(D)	EE
7389	Business services, n.e.c. -----	151	66 918	19 865	4 722	1 270
7389 pt.	Sign painting shops -----	8	1 190	493	88	26
7389 pt.	Interior designing -----	29	(D)	(D)	(D)	CC
7389 pt.	Telephone answering services -----	6	2 427	1 135	225	92
7389 pt.	Other business services -----	108	(D)	(D)	(D)	GG
75	Automotive repair, services, and parking -----	469	256 077	54 237	12 621	2 902
751	Automotive rental and leasing, without drivers -----	44	(D)	(D)	(D)	FF
7513	Truck rental and leasing, without drivers -----	20	64 808	7 726	1 781	353
7514, 5	Passenger car rental and leasing -----	24	(D)	(D)	(D)	EE
7514	Passenger car rental -----	18	24 477	3 793	905	250
7515	Passenger car leasing -----	6	(D)	(D)	(D)	CC
7519	Utility trailer and recreational vehicle rental -----	-	-	-	-	-
752	Automobile parking -----	37	3 191	662	152	75
753	Automotive repair shops -----	326	99 686	28 360	6 821	1 477
7532	Top, body, and upholstery repair shops and paint shops -----	90	30 106	8 949	2 211	490
7532 pt.	Top and body repair shops -----	73	(D)	(D)	(D)	EE
7532 pt.	Paint shops -----	17	(D)	(D)	(D)	BB
7538	General automotive repair shops -----	159	41 003	11 380	2 780	591
7538 pt.	General automotive repair shops, except diesel -----	143	(D)	(D)	(D)	FF
7538 pt.	Diesel repair shops -----	16	(D)	(D)	(D)	BB
7533, 4, 6, 7, 9	Other automotive repair shops -----	77	28 577	8 031	1 830	396
7533	Automotive exhaust system repair shops -----	10	(D)	(D)	(D)	BB
7534	Tire retreading and repair shops -----	10	(D)	(D)	(D)	BB
7536	Automotive glass replacement shops -----	13	(D)	(D)	(D)	BB
7537	Automotive transmission repair shops -----	23	(D)	(D)	(D)	BB
7539	Automotive repair shops, n.e.c. -----	21	(D)	(D)	(D)	CC
7539 pt.	Radiator repair -----	3	(D)	(D)	(D)	BB
7539 pt.	Brake, front end, and wheel alignment -----	8	(D)	(D)	(D)	BB
7539 pt.	Automotive electrical and fuel system services -----	8	(D)	(D)	(D)	BB
7539 pt.	Other automotive repair shops, n.e.c. -----	2	(D)	(D)	(D)	AA
754	Automotive services, except repair -----	62	(D)	(D)	(D)	FF
7542	Carwashes -----	32	(D)	(D)	(D)	CC
7549	Automotive services, except repair and carwashes -----	30	21 245	6 547	1 514	332

Table 6. Summary Statistics for Firms Subject to Federal Income Tax for Counties With 350 Establishments or More: 1992 — Con.

[Includes only establishments with payroll. For meaning of abbreviations and symbols, see introductory text. For explanation of terms and comparability of 1987 and 1992 censuses, see appendix A. For information on geographic areas followed by ▲, see appendix F]

SIC code	Geographic area and kind of business or operation	Establishments (number)	Receipts (\$1,000)	Annual payroll (\$1,000)	First-quarter payroll (\$1,000)	Paid employees for pay period including March 12 (number)
JEFFERSON COUNTY—Con.						
76	Miscellaneous repair services	251	196 756	62 052	14 989	2 304
762	Electrical repair shops	76	74 179	26 705	6 518	900
7622	Radio and television repair shops	18	7 634	2 702	600	132
7623, 9	Other electrical and electronic repair shops	58	66 545	24 003	5 918	788
7623	Refrigeration and air-conditioning service and repair shops	11	(D)	(D)	(D)	CC
7629	Electrical and electronic repair shops, n.e.c.	47	(D)	(D)	(D)	FF
763	Watch, clock, and jewelry repair	6	503	95	24	10
764	Reupholstery and furniture repair	25	2 832	1 002	293	78
769	Miscellaneous repair and related services	144	119 242	34 250	8 154	1 316
7692	Welding repair	12	(D)	(D)	(D)	BB
7694	Armature rewinding shops	21	(D)	(D)	(D)	EE
7699	Repair shops and related services, n.e.c.	111	(D)	(D)	(D)	FF
78, 79, 84	Amusement and recreation services, including motion pictures and museums	237	108 086	26 007	5 113	2 159
781, 2	Motion picture production, distribution, and services	15	(D)	(D)	(D)	BB
783	Motion picture theaters	12	11 932	1 547	343	199
7832	Motion picture theaters, except drive-in	12	11 932	1 547	343	199
7833	Drive-in motion picture theaters	—	—	—	—	—
784	Video tape rental	54	13 800	2 469	645	340
792	Theatrical producers (except motion picture), bands, orchestras, and entertainers	10	(D)	(D)	(D)	BB
7922	Theatrical producers (except motion picture) and miscellaneous theatrical services	3	(D)	(D)	(D)	AA
7929	Bands, orchestras, actors, and other entertainers and entertainment groups	7	(D)	(D)	(D)	BB
793	Bowling centers	6	(D)	(D)	(D)	CC
79 ex. 792, 3, 84	Commercial sports and other amusement and recreation services, including museums	140	69 480	18 217	3 300	1 279
794	Commercial sports	13	(D)	(D)	(D)	EE
7941	Professional sports clubs, managers, promoters	4	3 077	878	250	44
7948	Racing, including track operation	9	(D)	(D)	(D)	CC
79 ex. 792, 3, 4, 84	Other amusement and recreation services, including museums	127	(D)	(D)	(D)	FF
791	Dance studios, schools, and halls	27	(D)	(D)	(D)	CC
7991	Physical fitness facilities	25	6 998	2 100	442	291
7992	Public golf courses	7	(D)	(D)	(D)	BB
7993	Coin-operated amusement devices	9	3 535	602	153	44
7996	Amusement parks	1	(D)	(D)	(D)	AA
7997	Membership sports and recreation clubs	15	7 748	2 099	510	182
7999, 84	Amusement and recreation services, including museums, n.e.c.	43	(D)	(D)	(D)	CC
7999 pt.	Concession operators of amusement devices and rides	3	(D)	(D)	(D)	AA
7999 pt.	Carnivals, circuses, and fairs	2	(D)	(D)	(D)	BB
7999 pt., 84	Other recreation and amusements, including museums	38	(D)	(D)	(D)	CC
80	Health services	1 206	1 418 943	602 045	124 330	18 542
801	Offices and clinics of doctors of medicine	601	684 289	367 556	70 760	6 357
8011 pt.	Offices of doctors of medicine	578	661 264	360 865	69 157	5 918
8011 pt.	General medical clinics	23	23 025	6 691	1 603	439
802	Offices and clinics of dentists	302	89 881	33 686	6 804	1 455
803	Offices and clinics of doctors of osteopathy	1	(D)	(D)	(D)	AA
804	Offices and clinics of other health practitioners	114	36 588	12 498	2 686	495
8041	Offices and clinics of chiropractors	39	7 316	2 004	434	107
8042	Offices and clinics of optometrists	32	12 520	3 692	807	145
8043	Offices and clinics of podiatrists	11	4 157	1 996	449	56
8049	Offices and clinics of health practitioners, n.e.c.	32	12 595	4 806	999	187
805	Nursing and personal care facilities	28	78 955	37 444	8 722	2 695
8051	Skilled nursing care facilities	25	(D)	(D)	(D)	HH
8052	Intermediate care facilities	1	(D)	(D)	(D)	CC
8059	Nursing and personal care facilities, n.e.c.	2	(D)	(D)	(D)	AA
806	Hospitals	7	(D)	(D)	(D)	HH
8062	General medical and surgical hospitals	4	(D)	(D)	(D)	HH
8063, 9	Specialty hospitals	3	(D)	(D)	(D)	EE
807, 8, 9	Other health services	153	(D)	(D)	(D)	HH
807	Medical and dental laboratories	64	(D)	(D)	(D)	GG
8071	Medical laboratories	34	63 433	18 314	4 236	899
8072	Dental laboratories	30	(D)	(D)	(D)	CC
808	Home health care services	31	(D)	(D)	(D)	GG
809	Miscellaneous health and allied services, n.e.c.	58	(D)	(D)	(D)	GG
8092	Kidney dialysis centers	3	(D)	(D)	(D)	CC
8093	Specialty outpatient facilities, n.e.c.	40	(D)	(D)	(D)	FF
8099	Health and allied services, n.e.c.	15	(D)	(D)	(D)	EE
81	Legal services	473	428 741	173 776	36 048	4 141
823, 4, 9	Selected educational services	31	5 129	1 767	469	137
823	Libraries	—	—	—	—	—
824	Vocational schools	13	(D)	(D)	(D)	BB
829	Schools and educational services, n.e.c.	18	(D)	(D)	(D)	BB
83	Social services	158	35 779	14 176	3 100	1 553
835	Child day care services	110	15 991	7 468	1 674	1 007
832, 3, 6, 9	Other social services	48	19 788	6 708	1 426	546

Table 6. Summary Statistics for Firms Subject to Federal Income Tax for Counties With 350 Establishments or More: 1992 — Con.

[Includes only establishments with payroll. For meaning of abbreviations and symbols, see introductory text. For explanation of terms and comparability of 1987 and 1992 censuses, see appendix A. For information on geographic areas followed by ▲, see appendix F]

SIC code	Geographic area and kind of business or operation	Establishments (number)	Receipts (\$1,000)	Annual payroll (\$1,000)	First-quarter payroll (\$1,000)	Paid employees for pay period including March 12 (number)
JEFFERSON COUNTY—Con.						
87 ex. 8733	Engineering, accounting, research, management, and related services (except noncommercial research organizations) -----	657	876 713	283 479	66 328	7 639
871	Engineering, architectural, and surveying services -----	223	684 075	198 487	47 719	4 321
8711	Engineering services -----	142	639 348	180 467	43 994	3 763
8712	Architectural services -----	65	39 264	15 423	3 110	450
8713	Surveying services -----	16	5 463	2 597	615	108
872	Accounting, auditing, and bookkeeping services -----	231	110 293	48 433	11 035	1 659
873 ex. 8733	Research, development, and testing services (except noncommercial research organizations) -----	37	20 209	7 983	1 841	373
8731	Commercial physical and biological research -----	9	(D)	(D)	(D)	BB
8732	Commercial economic, sociological, and educational research -----	14	(D)	(D)	(D)	CC
8734	Testing laboratories -----	14	(D)	(D)	(D)	CC
874	Management and public relations services -----	166	62 136	28 576	5 733	1 286
8741	Management services -----	58	25 564	12 380	2 621	403
8742	Management consulting services -----	75	31 140	14 211	2 641	791
8743	Public relations services -----	5	(D)	(D)	(D)	BB
8744	Facilities support management services -----	—	—	—	—	—
8748	Business consulting services, n.e.c. -----	28	(D)	(D)	(D)	BB
89	Services, n.e.c. -----	27	7 479	2 719	444	109
LAUDERDALE COUNTY						
	Total -----	545	213 478	80 238	17 917	4 726
70 ex. 704	Hotels, rooming houses, camps, and other lodging places (except membership lodging) -----	7	(D)	(D)	(D)	CC
7011	Hotels and motels -----	7	(D)	(D)	(D)	CC
7011 pt.	Hotels -----	3	(D)	(D)	(D)	BB
7011 pt.	Motels, motor hotels, and tourist courts -----	4	(D)	(D)	(D)	CC
702, 3	Other lodging places -----	—	—	—	—	—
72	Personal services -----	93	17 302	6 054	1 508	619
721	Laundry, cleaning, and garment services -----	25	(D)	(D)	(D)	EE
7211	Power laundries, family and commercial* -----	2	(D)	(D)	(D)	AA
7213	Linen supply* -----	1	(D)	(D)	(D)	BB
7215	Coin-operated laundries and drycleaning -----	5	(D)	(D)	(D)	AA
7216	Drycleaning plants, except rug cleaning* -----	7	(D)	(D)	(D)	BB
7217	Carpet and upholstery cleaning -----	5	434	159	39	33
7218	Industrial laundrers* -----	—	—	—	—	—
7212, 9	Other laundry, cleaning, and garment services* -----	5	598	247	59	29
722	Photographic studios, portrait -----	9	1 890	454	107	41
723, 4	Beauty and barber shops -----	41	2 703	982	244	134
723	Beauty shops -----	38	(D)	(D)	(D)	CC
724	Barber shops -----	3	(D)	(D)	(D)	AA
725	Shoe repair shops and shoeshine parlors -----	1	(D)	(D)	(D)	AA
726	Funeral service and crematories -----	4	2 240	906	197	41
729	Miscellaneous personal services -----	13	1 766	529	200	133
73	Business services -----	71	17 349	6 444	1 718	1 088
731	Advertising -----	2	(D)	(D)	(D)	AA
732	Consumer credit reporting agencies, mercantile reporting agencies, and adjustment and collection agencies -----	2	(D)	(D)	(D)	AA
733	Mailing, reproduction, commercial art and photography, and stenographic services -----	5	485	113	8	3
734	Services to dwellings and other buildings -----	22	3 624	1 309	291	133
735	Miscellaneous equipment rental and leasing -----	13	5 257	1 023	230	58
736	Personnel supply services -----	6	(D)	(D)	(D)	FF
737	Computer programming, data processing, and other computer related services -----	5	(D)	(D)	(D)	BB
7371, 2, 3	Computer programming, prepackaged software, and integrated systems -----	4	(D)	(D)	(D)	AA
7374, 5, 6	Data processing services -----	—	—	—	—	—
7377, 8, 9	Computer rental and leasing, maintenance, and related services, n.e.c. -----	1	(D)	(D)	(D)	AA
738	Miscellaneous business services -----	16	(D)	(D)	(D)	BB
75	Automotive repair, services, and parking -----	50	14 179	4 434	876	268
751	Automotive rental and leasing, without drivers -----	—	—	—	—	—
752	Automobile parking -----	1	(D)	(D)	(D)	AA
753	Automotive repair shops -----	44	12 339	3 763	745	177
7532	Top, body, and upholstery repair shops and paint shops -----	16	(D)	(D)	(D)	BB
7538	General automotive repair shops -----	18	4 834	1 875	291	74
7533, 4, 6, 7, 9	Other automotive repair shops -----	10	(D)	(D)	(D)	BB
754	Automotive services, except repair -----	5	(D)	(D)	(D)	BB
76	Miscellaneous repair services -----	18	3 963	1 543	335	83
762	Electrical repair shops -----	6	1 968	739	174	48
7622	Radio and television repair shops -----	2	(D)	(D)	(D)	AA
7623, 9	Other electrical and electronic repair shops -----	4	(D)	(D)	(D)	BB
763	Watch, clock, and jewelry repair -----	—	—	—	—	—
764	Reupholstery and furniture repair -----	4	(D)	(D)	(D)	AA
769	Miscellaneous repair and related services -----	8	(D)	(D)	(D)	BB

Table 6. Summary Statistics for Firms Subject to Federal Income Tax for Counties With 350 Establishments or More: 1992 — Con.

[Includes only establishments with payroll. For meaning of abbreviations and symbols, see introductory text. For explanation of terms and comparability of 1987 and 1992 censuses, see appendix A. For information on geographic areas followed by ▲, see appendix F]

SIC code	Geographic area and kind of business or operation	Establishments (number)	Receipts (\$1,000)	Annual payroll (\$1,000)	First-quarter payroll (\$1,000)	Paid employees for pay period including March 12 (number)
LAUDERDALE COUNTY—Con.						
78, 79, 84	Amusement and recreation services, including motion pictures and museums	38	7 643	1 709	304	217
781, 2	Motion picture production, distribution, and services	1	(D)	(D)	(D)	AA
783	Motion picture theaters	2	(D)	(D)	(D)	BB
784	Video tape rental	14	(D)	(D)	(D)	BB
792	Theatrical producers (except motion picture), bands, orchestras, and entertainers	1	(D)	(D)	(D)	AA
793	Bowling centers	1	(D)	(D)	(D)	AA
79 ex. 792, 3; 84	Commercial sports and other amusement and recreation services, including museums	19	3 398	824	184	124
80	Health services	150	117 447	45 792	9 748	1 718
801	Offices and clinics of doctors of medicine	66	60 528	24 537	4 840	583
802	Offices and clinics of dentists	40	(D)	(D)	(D)	CC
803	Offices and clinics of doctors of osteopathy	2	(D)	(D)	(D)	AA
804	Offices and clinics of other health practitioners	23	5 197	1 116	253	70
805	Nursing and personal care facilities	2	(D)	(D)	(D)	EE
806	Hospitals	1	(D)	(D)	(D)	EE
807, 8, 9	Other health services	16	(D)	(D)	(D)	CC
81	Legal services	43	10 000	2 024	456	132
823, 4, 9	Selected educational services	3	(D)	(D)	(D)	AA
83	Social services	21	(D)	(D)	(D)	CC
835	Child day care services	16	(D)	(D)	(D)	CC
832, 3, 6, 9	Other social services	5	(D)	(D)	(D)	BB
87 ex. 8733	Engineering, accounting, research, management, and related services (except noncommercial research organizations)	48	19 454	10 075	2 454	278
871	Engineering, architectural, and surveying services	16	4 773	2 189	555	84
872	Accounting, auditing, and bookkeeping services	19	4 873	1 653	329	85
873 ex. 8733	Research, development, and testing services (except noncommercial research organizations)	—	—	—	—	—
874	Management and public relations services	13	9 808	6 233	1 570	109
89	Services, n.e.c.	3	(D)	(D)	(D)	AA
LEE COUNTY						
	Total	426	177 717	69 931	15 515	3 955
70 ex. 704	Hotels, rooming houses, camps, and other lodging places (except membership lodging)	12	5 837	1 511	318	192
7011	Hotels and motels	10	(D)	(D)	(D)	CC
7011 pt.	Hotels	1	(D)	(D)	(D)	AA
7011 pt.	Motels, motor hotels, and tourist courts	9	5 275	1 343	297	180
702, 3	Other lodging places	2	(D)	(D)	(D)	AA
72	Personal services	66	12 594	3 333	833	341
721	Laundry, cleaning, and garment services	26	7 842	2 243	562	204
7211	Power laundries, family and commercial*	—	—	—	—	—
7213	Linen supply*	—	—	—	—	—
7215	Coin-operated laundries and drycleaning	7	(D)	(D)	(D)	BB
7216	Drycleaning plants, except rug cleaning*	11	2 259	856	231	81
7217	Carpet and upholstery cleaning	3	(D)	(D)	(D)	BB
7218	Industrial launderers*	1	(D)	(D)	(D)	BB
7212, 9	Other laundry, cleaning, and garment services*	4	(D)	(D)	(D)	AA
722	Photographic studios, portrait	5	1 121	211	43	29
723, 4	Beauty and barber shops	21	1 422	499	127	66
723	Beauty shops	20	(D)	(D)	(D)	BB
724	Barber shops	1	(D)	(D)	(D)	AA
725	Shoe repair shops and shoeshine parlors	1	(D)	(D)	(D)	AA
726	Funeral service and crematories	3	1 299	204	47	12
729	Miscellaneous personal services	10	(D)	(D)	(D)	BB
73	Business services	66	30 513	14 771	3 203	1 183
731	Advertising	2	(D)	(D)	(D)	AA
732	Consumer credit reporting agencies, mercantile reporting agencies, and adjustment and collection agencies	2	(D)	(D)	(D)	AA
733	Mailing, reproduction, commercial art and photography, and stenographic services	3	908	239	60	38
734	Services to dwellings and other buildings	19	3 949	1 571	366	190
735	Miscellaneous equipment rental and leasing	9	3 391	865	215	50
736	Personnel supply services	8	8 205	6 136	1 201	673
737	Computer programming, data processing, and other computer related services	13	11 002	4 853	1 121	117
7371, 2, 3	Computer programming, prepackaged software, and integrated systems	11	(D)	(D)	(D)	CC
7374, 5, 6	Data processing services	1	(D)	(D)	(D)	AA
7377, 8, 9	Computer rental and leasing, maintenance, and related services, n.e.c.	1	(D)	(D)	(D)	AA
738	Miscellaneous business services	10	1 657	778	168	97

Table 6. Summary Statistics for Firms Subject to Federal Income Tax for Counties With 350 Establishments or More: 1992 — Con.

[Includes only establishments with payroll. For meaning of abbreviations and symbols, see introductory text. For explanation of terms and comparability of 1987 and 1992 censuses, see appendix A. For information on geographic areas followed by ▲, see appendix F]

SIC code	Geographic area and kind of business or operation	Establishments (number)	Receipts (\$1,000)	Annual payroll (\$1,000)	First-quarter payroll (\$1,000)	Paid employees for pay period including March 12 (number)
LEE COUNTY — Con.						
75	Automotive repair, services, and parking	48	12 528	2 879	717	222
751	Automotive rental and leasing, without drivers	3	(D)	(D)	(D)	AA
752	Automobile parking	—	—	—	—	—
753	Automotive repair shops	37	10 213	2 443	580	180
7532	Top, body, and upholstery repair shops and paint shops	8	1 971	485	101	46
7538	General automotive repair shops	19	6 096	1 447	347	97
7533, 4, 6, 7, 9	Other automotive repair shops	10	2 146	511	132	37
754	Automotive services, except repair	8	(D)	(D)	(D)	BB
76	Miscellaneous repair services	16	5 660	1 448	321	77
762	Electrical repair shops	3	(D)	(D)	(D)	AA
7622	Radio and television repair shops	2	(D)	(D)	(D)	AA
7623, 9	Other electrical and electronic repair shops	1	(D)	(D)	(D)	AA
763	Watch, clock, and jewelry repair	—	—	—	—	—
764	Reupholstery and furniture repair	3	118	15	3	3
769	Miscellaneous repair and related services	10	(D)	(D)	(D)	BB
78, 79, 84	Amusement and recreation services, including motion pictures and museums	27	8 067	1 969	417	243
781, 2	Motion picture production, distribution, and services	—	—	—	—	—
783	Motion picture theaters	2	(D)	(D)	(D)	BB
784	Video tape rental	7	(D)	(D)	(D)	BB
792	Theatrical producers (except motion picture), bands, orchestras, and entertainers	—	—	—	—	—
793	Bowling centers	1	(D)	(D)	(D)	AA
79 ex. 792, 3; 84	Commercial sports and other amusement and recreation services, including museums	17	4 051	1 347	267	140
80	Health services	85	69 724	32 842	7 032	1 135
801	Offices and clinics of doctors of medicine	42	46 232	23 639	4 820	462
802	Offices and clinics of dentists	22	8 154	3 282	853	137
803	Offices and clinics of doctors of osteopathy	—	—	—	—	—
804	Offices and clinics of other health practitioners	14	4 327	1 205	252	65
805	Nursing and personal care facilities	2	(D)	(D)	(D)	EE
806	Hospitals	—	—	—	—	—
807, 8, 9	Other health services	5	(D)	(D)	(D)	CC
81	Legal services	28	8 016	1 359	309	93
823, 4, 9	Selected educational services	4	(D)	(D)	(D)	AA
83	Social services	24	3 068	1 345	323	171
835	Child day care services	18	2 756	1 283	306	161
832, 3, 6, 9	Other social services	6	312	62	17	10
87 ex. 8733	Engineering, accounting, research, management, and related services (except noncommercial research organizations)	48	20 847	8 043	1 938	278
871	Engineering, architectural, and surveying services	16	12 435	4 904	1 297	170
872	Accounting, auditing, and bookkeeping services	21	3 879	1 475	363	81
873 ex. 8733	Research, development, and testing services (except noncommercial research organizations)	—	—	—	—	—
874	Management and public relations services	11	4 533	1 664	278	27
89	Services, n.e.c.	2	(D)	(D)	(D)	AA
MADISON COUNTY						
	Total	1 968	2 299 430	885 188	203 032	31 699
70 ex. 704	Hotels, rooming houses, camps, and other lodging places (except membership lodging)	44	(D)	(D)	(D)	GG
7011	Hotels and motels	43	51 474	14 097	3 300	1 418
7011 pt.	Hotels	15	32 022	9 561	2 291	940
7011 pt.	Motels, motor hotels, and tourist courts	28	19 452	4 536	1 009	478
702, 3	Other lodging places	1	(D)	(D)	(D)	AA
72	Personal services	190	36 971	12 856	3 008	1 214
721	Laundry, cleaning, and garment services	49	12 788	4 905	1 096	422
7211	Power laundries, family and commercial*	6	2 126	940	202	80
7213	Linen supply*	—	—	—	—	—
7215	Coin-operated laundries and drycleaning	6	(D)	(D)	(D)	BB
7216	Drycleaning plants, except rug cleaning*	20	(D)	(D)	(D)	EE
7217	Carpet and upholstery cleaning	9	1 474	389	96	42
7218	Industrial launderers*	—	—	—	—	—
7212, 9	Other laundry, cleaning, and garment services*	8	(D)	(D)	(D)	AA
722	Photographic studios, portrait	14	(D)	(D)	(D)	BB
723, 4	Beauty and barber shops	84	9 932	4 561	1 082	406
723	Beauty shops	82	(D)	(D)	(D)	EE
724	Barber shops	2	(D)	(D)	(D)	AA
725	Shoe repair shops and shoeshine parlors	4	614	168	39	14
726	Funeral service and crematories	8	4 944	1 200	277	67
729	Miscellaneous personal services	31	(D)	(D)	(D)	CC

Table 6. Summary Statistics for Firms Subject to Federal Income Tax for Counties With 350 Establishments or More: 1992 — Con.

[Includes only establishments with payroll. For meaning of abbreviations and symbols, see introductory text. For explanation of terms and comparability of 1987 and 1992 censuses, see appendix A. For information on geographic areas followed by ▲, see appendix F]

SIC code	Geographic area and kind of business or operation	Establishments (number)	Receipts (\$1,000)	Annual payroll (\$1,000)	First-quarter payroll (\$1,000)	Paid employees for pay period including March 12 (number)
MADISON COUNTY — Con.						
73	Business services	376	741 244	240 982	54 776	9 069
731	Advertising	13	6 070	1 834	430	70
732	Consumer credit reporting agencies, mercantile reporting agencies, and adjustment and collection agencies	4	(D)	(D)	(D)	BB
733	Mailing, reproduction, commercial art and photography, and stenographic services	22	10 089	2 329	575	141
734	Services to dwellings and other buildings	73	19 029	8 620	1 957	1 062
735	Miscellaneous equipment rental and leasing	33	21 276	5 335	1 213	246
736	Personnel supply services	40	(D)	(D)	(D)	GG
737	Computer programming, data processing, and other computer related services	115	(D)	(D)	(D)	HH
7371, 2, 3	Computer programming, prepackaged software, and integrated systems	77	(D)	(D)	(D)	GG
7374, 5, 6	Data processing services	17	222 361	67 308	16 163	1 893
7377, 8, 9	Computer rental and leasing, maintenance, and related services, n.e.c.	21	(D)	(D)	(D)	CC
738	Miscellaneous business services	76	44 708	18 611	4 324	1 113
75	Automotive repair, services, and parking	174	59 117	14 942	3 875	941
751	Automotive rental and leasing, without drivers	19	(D)	(D)	(D)	CC
752	Automobile parking	—	—	—	—	—
753	Automotive repair shops	139	34 812	9 853	2 273	586
7532	Top, body, and upholstery repair shops and paint shops	32	9 223	2 855	691	177
7538	General automotive repair shops	72	17 053	4 633	1 056	283
7533, 4, 6, 7, 9	Other automotive repair shops	35	8 536	2 365	526	126
754	Automotive services, except repair	16	(D)	(D)	(D)	CC
76	Miscellaneous repair services	68	24 001	8 212	1 917	447
762	Electrical repair shops	30	15 175	5 636	1 298	295
7622	Radio and television repair shops	7	(D)	(D)	(D)	BB
7623, 9	Other electrical and electronic repair shops	23	(D)	(D)	(D)	EE
763	Watch, clock, and jewelry repair	1	(D)	(D)	(D)	AA
764	Reupholstery and furniture repair	10	(D)	(D)	(D)	BB
769	Miscellaneous repair and related services	27	(D)	(D)	(D)	CC
78, 79, 84	Amusement and recreation services, including motion pictures and museums	99	32 148	7 367	1 679	721
781, 2	Motion picture production, distribution, and services	3	(D)	(D)	(D)	BB
783	Motion picture theaters	3	(D)	(D)	(D)	BB
784	Video tape rental	26	(D)	(D)	(D)	CC
792	Theatrical producers (except motion picture), bands, orchestras, and entertainers	—	—	—	—	—
793	Bowling centers	3	(D)	(D)	(D)	BB
79 ex. 792, 3, 84	Commercial sports and other amusement and recreation services, including museums	64	19 992	4 998	1 097	483
80	Health services	484	428 857	180 005	38 233	5 973
801	Offices and clinics of doctors of medicine	232	166 624	88 986	17 577	1 597
802	Offices and clinics of dentists	117	40 638	14 990	3 272	634
803	Offices and clinics of doctors of osteopathy	3	(D)	(D)	(D)	AA
804	Offices and clinics of other health practitioners	60	18 204	4 989	1 103	252
805	Nursing and personal care facilities	8	(D)	(D)	(D)	FF
806	Hospitals	4	(D)	(D)	(D)	GG
807, 8, 9	Other health services	60	62 198	24 184	4 585	1 033
81	Legal services	112	45 387	20 260	4 300	600
823, 4, 9	Selected educational services	13	(D)	(D)	(D)	BB
83	Social services	55	(D)	(D)	(D)	EE
835	Child day care services	36	(D)	(D)	(D)	EE
832, 3, 6, 9	Other social services	19	(D)	(D)	(D)	BB
87 ex. 8733	Engineering, accounting, research, management, and related services (except noncommercial research organizations)	337	(D)	(D)	(D)	JJ
871	Engineering, architectural, and surveying services	163	(D)	(D)	(D)	HH
872	Accounting, auditing, and bookkeeping services	66	(D)	(D)	(D)	EE
873 ex. 8733	Research, development, and testing services (except noncommercial research organizations)	47	176 271	83 435	20 509	2 035
874	Management and public relations services	61	(D)	(D)	(D)	HH
89	Services, n.e.c.	16	(D)	(D)	(D)	BB

Table 6. Summary Statistics for Firms Subject to Federal Income Tax for Counties With 350 Establishments or More: 1992 — Con.

[Includes only establishments with payroll. For meaning of abbreviations and symbols, see introductory text. For explanation of terms and comparability of 1987 and 1992 censuses, see appendix A. For information on geographic areas followed by ▲, see appendix F]

SIC code	Geographic area and kind of business or operation	Establishments (number)	Receipts (\$1,000)	Annual payroll (\$1,000)	First-quarter payroll (\$1,000)	Paid employees for pay period including March 12 (number)
MARSHALL COUNTY						
	Total	371	106 661	36 447	8 445	2 794
70 ex. 704	Hotels, rooming houses, camps, and other lodging places (except membership lodging)	15	3 763	708	120	81
7011	Hotels and motels	12	3 428	646	114	76
7011 pt.	Hotels	4	1 653	287	59	40
7011 pt.	Motels, motor hotels, and tourist courts	8	1 775	359	55	36
702, 3	Other lodging places	3	335	62	6	5
72	Personal services	46	6 672	1 825	512	214
721	Laundry, cleaning, and garment services	13	1 549	479	115	53
7211	Power laundries, family and commercial*	—	—	—	—	—
7213	Linen supply*	—	—	—	—	—
7215	Coin-operated laundries and drycleaning	1	(D)	(D)	(D)	AA
7216	Drycleaning plants, except rug cleaning*	11	(D)	(D)	(D)	BB
7217	Carpet and upholstery cleaning	1	(D)	(D)	(D)	AA
7218	Industrial laundriers*	—	—	—	—	—
7212, 9	Other laundry, cleaning, and garment services*	—	—	—	—	—
722	Photographic studios, portrait	3	614	119	27	13
723, 4	Beauty and barber shops	14	670	238	65	47
723	Beauty shops	14	670	238	65	47
724	Barber shops	—	—	—	—	—
725	Shoe repair shops and shoeshine parlors	1	(D)	(D)	(D)	AA
726	Funeral service and crematories	5	2 673	759	203	43
729	Miscellaneous personal services	10	(D)	(D)	(D)	BB
73	Business services	47	11 474	5 155	1 191	652
731	Advertising	3	512	167	37	10
732	Consumer credit reporting agencies, mercantile reporting agencies, and adjustment and collection agencies	1	(D)	(D)	(D)	AA
733	Mailing, reproduction, commercial art and photography, and stenographic services	3	(D)	(D)	(D)	AA
734	Services to dwellings and other buildings	9	2 545	1 002	224	60
735	Miscellaneous equipment rental and leasing	12	2 603	710	162	45
736	Personnel supply services	6	3 010	2 284	519	437
737	Computer programming, data processing, and other computer related services	3	392	135	29	7
7371, 2, 3	Computer programming, prepackaged software, and integrated systems	1	(D)	(D)	(D)	AA
7374, 5, 6	Data processing services	1	(D)	(D)	(D)	AA
7377, 8, 9	Computer rental and leasing, maintenance, and related services, n.e.c.	1	(D)	(D)	(D)	AA
738	Miscellaneous business services	10	2 190	761	193	80
75	Automotive repair, services, and parking	45	9 319	2 062	480	153
751	Automotive rental and leasing, without drivers	—	—	—	—	—
752	Automobile parking	—	—	—	—	—
753	Automotive repair shops	36	7 413	1 471	339	100
7532	Top, body, and upholstery repair shops and paint shops	14	4 933	989	224	53
7538	General automotive repair shops	14	1 697	326	75	29
7533, 4, 6, 7, 9	Other automotive repair shops	8	783	156	40	18
754	Automotive services, except repair	9	1 906	591	141	53
76	Miscellaneous repair services	16	5 786	1 390	347	106
762	Electrical repair shops	1	(D)	(D)	(D)	AA
7622	Radio and television repair shops	1	(D)	(D)	(D)	AA
7623, 9	Other electrical and electronic repair shops	—	—	—	—	—
763	Watch, clock, and jewelry repair	—	—	—	—	—
764	Reupholstery and furniture repair	2	(D)	(D)	(D)	BB
769	Miscellaneous repair and related services	13	(D)	(D)	(D)	BB
78, 79, 84	Amusement and recreation services, including motion pictures and museums	29	4 896	978	209	146
781, 2	Motion picture production, distribution, and services	—	—	—	—	—
783	Motion picture theaters	—	—	—	—	—
784	Video tape rental	13	1 114	213	45	37
792	Theatrical producers (except motion picture), bands, orchestras, and entertainers	—	—	—	—	—
793	Bowling centers	3	282	45	12	6
79 ex. 792, 3; 84	Commercial sports and other amusement and recreation services, including museums	13	3 500	720	152	103
80	Health services	96	47 837	17 811	4 137	1 025
801	Offices and clinics of doctors of medicine	34	17 434	5 662	1 199	211
802	Offices and clinics of dentists	31	9 429	3 196	645	158
803	Offices and clinics of doctors of osteopathy	2	(D)	(D)	(D)	AA
804	Offices and clinics of other health practitioners	18	4 850	1 112	255	67
805	Nursing and personal care facilities	6	12 768	6 513	1 535	536
806	Hospitals	—	—	—	—	—
807, 8, 9	Other health services	5	(D)	(D)	(D)	BB
81	Legal services	26	5 173	1 929	330	73
823, 4, 9	Selected educational services	—	—	—	—	—

Table 6. Summary Statistics for Firms Subject to Federal Income Tax for Counties With 350 Establishments or More: 1992 — Con.

[Includes only establishments with payroll. For meaning of abbreviations and symbols, see introductory text. For explanation of terms and comparability of 1987 and 1992 censuses, see appendix A. For information on geographic areas followed by ▲, see appendix F]

SIC code	Geographic area and kind of business or operation	Establishments (number)	Receipts (\$1,000)	Annual payroll (\$1,000)	First-quarter payroll (\$1,000)	Paid employees for pay period including March 12 (number)
MARSHALL COUNTY — Con.						
83	Social services	18	(D)	(D)	(D)	CC
835	Child day care services	14	(D)	(D)	(D)	BB
832, 3, 6, 9	Other social services	4	(D)	(D)	(D)	BB
87 ex. 8733	Engineering, accounting, research, management, and related services (except noncommercial research organizations)	32	8 925	3 454	874	187
871	Engineering, architectural, and surveying services	7	1 612	440	87	28
872	Accounting, auditing, and bookkeeping services	22	5 966	2 297	650	133
873 ex. 8733	Research, development, and testing services (except noncommercial research organizations)	—	—	—	—	—
874	Management and public relations services	3	1 347	717	137	26
89	Services, n.e.c.	1	(D)	(D)	(D)	BB
MOBILE COUNTY						
	Total	2 443	1 396 280	562 176	124 191	28 683
70 ex. 704	Hotels, rooming houses, camps, and other lodging places (except membership lodging)	48	(D)	(D)	(D)	GG
7011	Hotels and motels	45	50 475	13 004	3 015	1 364
7011 pt.	Hotels	12	24 760	7 031	1 687	758
7011 pt.	Hotels, 25 guestrooms or more	11	(D)	(D)	(D)	FF
7011 pt.	Hotels, less than 25 guestrooms	1	(D)	(D)	(D)	AA
7011 pt.	Motels, motor hotels, and tourist courts	33	25 715	5 973	1 328	606
7011 pt.	Motels, tourist courts	30	(D)	(D)	(D)	EE
7011 pt.	Motor hotels	3	(D)	(D)	(D)	CC
702, 3	Other lodging places	3	(D)	(D)	(D)	AA
702	Rooming and boarding houses	1	(D)	(D)	(D)	AA
703	Camps and recreational vehicle parks	2	(D)	(D)	(D)	AA
72	Personal services	270	59 579	20 622	4 958	1 832
721	Laundry, cleaning, and garment services	86	23 541	8 580	2 080	741
7211	Power laundries, family and commercial*	5	1 038	360	90	39
7213	Linen supply*	1	(D)	(D)	(D)	AA
7215	Coin-operated laundries and drycleaning	16	(D)	(D)	(D)	BB
7216	Drycleaning plants, except rug cleaning*	39	10 556	3 865	974	406
7217	Carpet and upholstery cleaning	12	1 374	535	131	64
7218	Industrial launderers*	4	(D)	(D)	(D)	CC
7212, 9	Other laundry, cleaning, and garment services*	9	(D)	(D)	(D)	AA
7212	Garment pressing, and agents for laundries and drycleaners	1	(D)	(D)	(D)	AA
7219	Laundry and garment services, n.e.c.*	8	(D)	(D)	(D)	AA
722	Photographic studios, portrait	25	(D)	(D)	(D)	CC
723, 4	Beauty and barber shops	104	10 286	4 255	1 012	442
723	Beauty shops	97	9 826	4 088	974	426
724	Barber shops	7	460	167	38	16
725	Shoe repair shops and shoeshine parlors	4	(D)	(D)	(D)	AA
726	Funeral service and crematories	15	8 934	3 655	764	184
729	Miscellaneous personal services	36	(D)	(D)	(D)	EE
7291	Tax return preparation services	8	1 597	627	220	125
7299	Miscellaneous personal services, n.e.c.	28	(D)	(D)	(D)	CC
73	Business services	435	228 279	98 901	23 188	8 371
731	Advertising	18	10 468	3 937	1 031	144
7311	Advertising agencies	15	(D)	(D)	(D)	CC
7312	Outdoor advertising services	1	(D)	(D)	(D)	BB
7313	Radio, television, publishers' advertising representatives	2	(D)	(D)	(D)	AA
7319	Advertising, n.e.c.	—	—	—	—	—
732	Consumer credit reporting agencies, mercantile reporting agencies, and adjustment and collection agencies	15	(D)	(D)	(D)	EE
7322	Adjustment and collection services	13	(D)	(D)	(D)	CC
7323	Credit reporting services	2	(D)	(D)	(D)	BB
733	Mailing, reproduction, commercial art and photography, and stenographic services	24	6 536	2 126	443	85
7331	Direct mail advertising services	4	(D)	(D)	(D)	AA
7334	Photocopying and duplicating services	9	4 177	1 334	262	43
7335, 6	Commercial photography, art, and graphics	3	(D)	(D)	(D)	AA
7335	Commercial photography	2	(D)	(D)	(D)	AA
7336	Commercial art and graphic design	1	(D)	(D)	(D)	AA
7338	Secretarial and court reporting services	8	1 349	590	136	26
734	Services to dwellings and other buildings	93	21 668	9 174	2 279	1 163
7342	Disinfecting and pest control services	28	9 338	3 295	788	188
7349	Building cleaning and maintenance services, n.e.c.	65	12 330	5 879	1 491	975
735	Miscellaneous equipment rental and leasing	56	36 108	7 920	1 894	521
7352	Medical equipment rental and leasing	8	(D)	(D)	(D)	BB
7353	Heavy construction equipment rental and leasing	5	3 640	744	186	25
7359	Equipment rental and leasing, n.e.c.	43	(D)	(D)	(D)	EE
736	Personnel supply services	45	47 833	34 752	7 833	3 778
7361	Employment agencies	12	(D)	(D)	(D)	BB
7363	Help supply services	33	(D)	(D)	(D)	HH
7363 pt.	Temporary help supply	22	(D)	(D)	(D)	HH
7363 pt.	Help supply, except temporary	11	(D)	(D)	(D)	EE

Table 6. Summary Statistics for Firms Subject to Federal Income Tax for Counties With 350 Establishments or More: 1992 — Con.

[Includes only establishments with payroll. For meaning of abbreviations and symbols, see introductory text. For explanation of terms and comparability of 1987 and 1992 censuses, see appendix A. For information on geographic areas followed by ▲, see appendix F]

SIC code	Geographic area and kind of business or operation	Establishments (number)	Receipts (\$1,000)	Annual payroll (\$1,000)	First-quarter payroll (\$1,000)	Paid employees for pay period including March 12 (number)
MOBILE COUNTY — Con.						
73	Business services — Con.					
737	Computer programming, data processing, and other computer related services -----	60	45 707	15 577	3 460	432
7371, 2, 3	Computer programming, prepackaged software, and integrated systems -----	40	(D)	(D)	(D)	EE
7371	Computer programming services -----	19	(D)	(D)	(D)	CC
7372	Prepackaged software -----	8	(D)	(D)	(D)	BB
7373	Computer integrated systems -----	13	14 808	6 611	1 184	140
7374, 5, 6	Data processing services -----	6	(D)	(D)	(D)	BB
7374, 5	Computer processing, information retrieval -----	6	(D)	(D)	(D)	BB
7376	Computer facilities management services -----	—	—	—	—	—
7377, 8, 9	Computer rental and leasing, maintenance, and related services, n.e.c. -----	14	(D)	(D)	(D)	BB
7377	Computer rental and leasing -----	—	—	—	—	—
7378	Computer maintenance and repair -----	9	(D)	(D)	(D)	BB
7379	Computer related services, n.e.c. -----	5	(D)	(D)	(D)	AA
738	Miscellaneous business services -----	124	(D)	(D)	(D)	GG
7381, 2	Detective agencies and protective services -----	35	19 494	10 438	2 698	1 008
7381	Detective, guard, and armored car services -----	29	13 695	8 495	2 265	917
7382	Security systems services -----	6	5 799	1 943	433	91
7383	News syndicates -----	—	—	—	—	—
7384	Photofinishing laboratories* -----	14	(D)	(D)	(D)	CC
7389	Business services, n.e.c. -----	75	(D)	(D)	(D)	FF
7389 pt.	Sign painting shops -----	4	(D)	(D)	(D)	BB
7389 pt.	Interior designing -----	10	2 762	530	108	24
7389 pt.	Telephone answering services -----	4	(D)	(D)	(D)	BB
7389 pt.	Other business services -----	57	(D)	(D)	(D)	FF
75	Automotive repair, services, and parking -----	259	94 650	19 176	4 528	1 241
751	Automotive rental and leasing, without drivers -----	22	32 423	4 466	1 051	272
7513	Truck rental and leasing, without drivers -----	8	5 385	785	186	43
7514, 5	Passenger car rental and leasing -----	14	27 038	3 681	865	229
7514	Passenger car rental -----	14	27 038	3 681	865	229
7515	Passenger car leasing -----	—	—	—	—	—
7519	Utility trailer and recreational vehicle rental -----	—	—	—	—	—
752	Automobile parking -----	11	1 860	237	64	35
753	Automotive repair shops -----	199	53 226	12 366	2 948	739
7532	Top, body, and upholstery repair shops and paint shops -----	45	16 197	4 234	1 043	244
7532 pt.	Top and body repair shops -----	38	(D)	(D)	(D)	CC
7532 pt.	Paint shops -----	7	(D)	(D)	(D)	BB
7538	General automotive repair shops -----	103	17 922	3 837	914	249
7538 pt.	General automotive repair shops, except diesel -----	91	13 785	2 797	672	193
7538 pt.	Diesel repair shops -----	12	4 137	1 040	242	56
7533, 4, 6, 7, 9	Other automotive repair shops -----	51	19 107	4 295	991	246
7533	Automotive exhaust system repair shops -----	11	(D)	(D)	(D)	BB
7534	Tire retreading and repair shops -----	3	(D)	(D)	(D)	BB
7536	Automotive glass replacement shops -----	8	4 064	845	217	56
7537	Automotive transmission repair shops -----	17	(D)	(D)	(D)	BB
7539	Automotive repair shops, n.e.c. -----	12	(D)	(D)	(D)	BB
7539 pt.	Radiator repair -----	1	(D)	(D)	(D)	AA
7539 pt.	Brake, front end, and wheel alignment -----	4	588	102	26	7
7539 pt.	Automotive electrical and fuel system services -----	5	(D)	(D)	(D)	BB
7539 pt.	Other automotive repair shops, n.e.c. -----	2	(D)	(D)	(D)	AA
754	Automotive services, except repair -----	27	7 141	2 107	465	195
7542	Carwashes -----	13	(D)	(D)	(D)	CC
7549	Automotive services, except repair and carwashes -----	14	(D)	(D)	(D)	BB
76	Miscellaneous repair services -----	161	81 661	27 708	6 535	1 363
762	Electrical repair shops -----	48	24 092	8 356	2 063	517
7622	Radio and television repair shops -----	14	(D)	(D)	(D)	BB
7623, 9	Other electrical and electronic repair shops -----	34	(D)	(D)	(D)	EE
7623	Refrigeration and air-conditioning service and repair shops -----	6	(D)	(D)	(D)	BB
7629	Electrical and electronic repair shops, n.e.c. -----	28	(D)	(D)	(D)	EE
763	Watch, clock, and jewelry repair -----	1	(D)	(D)	(D)	AA
764	Reupholstery and furniture repair -----	16	(D)	(D)	(D)	BB
769	Miscellaneous repair and related services -----	96	(D)	(D)	(D)	FF
7692	Welding repair -----	7	(D)	(D)	(D)	BB
7694	Armature rewinding shops -----	10	(D)	(D)	(D)	CC
7699	Repair shops and related services, n.e.c. -----	79	42 289	13 280	3 046	627
78, 79, 84	Amusement and recreation services, including motion pictures and museums -----	120	45 575	9 311	2 323	1 159
781, 2	Motion picture production, distribution, and services -----	5	(D)	(D)	(D)	AA
783	Motion picture theaters -----	6	(D)	(D)	(D)	CC
7832	Motion picture theaters, except drive-in -----	6	(D)	(D)	(D)	CC
7833	Drive-in motion picture theaters -----	—	—	—	—	—
784	Video tape rental -----	34	8 010	1 439	411	229
792	Theatrical producers (except motion picture), bands, orchestras, and entertainers -----	1	(D)	(D)	(D)	AA
7922	Theatrical producers (except motion picture) and miscellaneous theatrical services -----	1	(D)	(D)	(D)	AA
7929	Bands, orchestras, actors, and other entertainers and entertainment groups -----	—	—	—	—	—
793	Bowling centers -----	3	2 098	532	134	60

Table 6. Summary Statistics for Firms Subject to Federal Income Tax for Counties With 350 Establishments or More: 1992 — Con.

[Includes only establishments with payroll. For meaning of abbreviations and symbols, see introductory text. For explanation of terms and comparability of 1987 and 1992 censuses, see appendix A. For information on geographic areas followed by ▲, see appendix F]

SIC code	Geographic area and kind of business or operation	Establishments (number)	Receipts (\$1,000)	Annual payroll (\$1,000)	First-quarter payroll (\$1,000)	Paid employees for pay period including March 12 (number)
MOBILE COUNTY — Con.						
78, 79, 84	Amusement and recreation services, including motion pictures and museums—Con.					
79 ex. 792, 3; 84	Commercial sports and other amusement and recreation services, including museums	71	28 575	6 103	1 488	723
794	Commercial sports	7	(D)	(D)	(D)	EE
7941	Professional sports clubs, managers, promoters	1	(D)	(D)	(D)	AA
7948	Racing, including track operation	6	(D)	(D)	(D)	EE
79 ex. 792, 3, 4; 84	Other amusement and recreation services, including museums	64	(D)	(D)	(D)	EE
791	Dance studios, schools, and halls	14	(D)	(D)	(D)	BB
7991	Physical fitness facilities	10	2 163	696	191	86
7992	Public golf courses	3	(D)	(D)	(D)	BB
7993	Coin-operated amusement devices	5	(D)	(D)	(D)	AA
7996	Amusement parks	2	(D)	(D)	(D)	AA
7997	Membership sports and recreation clubs	6	(D)	(D)	(D)	BB
7999, 84	Amusement and recreation services, including museums, n.e.c. ..	24	3 583	556	115	89
7999 pt.	Concession operators of amusement devices and rides	—	(D)	(D)	(D)	—
7999 pt., 84	Carnivals, circuses, and fairs	1	(D)	(D)	(D)	AA
	Other recreation and amusements, including museums	23	(D)	(D)	(D)	BB
80	Health services	512	505 245	237 803	49 210	8 463
801	Offices and clinics of doctors of medicine	225	239 173	138 572	26 655	2 369
8011 pt.	Offices of doctors of medicine	222	231 353	135 418	25 938	2 158
8011 pt.	General medical clinics	3	7 820	3 154	717	211
802	Offices and clinics of dentists	129	42 404	14 790	3 093	643
803	Offices and clinics of doctors of osteopathy	1	(D)	(D)	(D)	AA
804	Offices and clinics of other health practitioners	68	17 980	7 447	1 765	379
8041	Offices and clinics of chiropractors	23	4 516	1 415	345	106
8042	Offices and clinics of optometrists	11	1 483	374	83	24
8043	Offices and clinics of podiatrists	8	(D)	(D)	(D)	BB
8049	Offices and clinics of health practitioners, n.e.c.	26	(D)	(D)	(D)	CC
805	Nursing and personal care facilities	23	(D)	(D)	(D)	GG
8051	Skilled nursing care facilities	16	(D)	(D)	(D)	GG
8052	Intermediate care facilities	2	(D)	(D)	(D)	BB
8059	Nursing and personal care facilities, n.e.c.	5	(D)	(D)	(D)	BB
806	Hospitals	2	(D)	(D)	(D)	GG
8062	General medical and surgical hospitals	1	(D)	(D)	(D)	GG
8063, 9	Specialty hospitals	1	(D)	(D)	(D)	CC
807, 8, 9	Other health services	64	(D)	(D)	(D)	GG
807	Medical and dental laboratories	26	(D)	(D)	(D)	CC
8071	Medical laboratories	8	(D)	(D)	(D)	CC
8072	Dental laboratories	18	(D)	(D)	(D)	BB
808	Home health care services	16	(D)	(D)	(D)	GG
809	Miscellaneous health and allied services, n.e.c.	22	(D)	(D)	(D)	EE
8092	Kidney dialysis centers	4	(D)	(D)	(D)	BB
8093	Specialty outpatient facilities, n.e.c.	12	(D)	(D)	(D)	CC
8099	Health and allied services, n.e.c.	6	(D)	(D)	(D)	BB
81	Legal services	248	133 245	50 344	10 572	1 492
823, 4, 9	Selected educational services	13	(D)	(D)	(D)	CC
823	Libraries	—	—	—	—	—
824	Vocational schools	9	(D)	(D)	(D)	CC
829	Schools and educational services, n.e.c.	4	(D)	(D)	(D)	BB
83	Social services	69	19 635	7 567	1 805	686
835	Child day care services	52	6 549	3 061	753	460
832, 3, 6, 9	Other social services	17	13 086	4 506	1 052	226
87 ex. 8733	Engineering, accounting, research, management, and related services (except noncommercial research organizations)	301	167 419	73 885	17 000	2 468
871	Engineering, architectural, and surveying services	100	98 547	46 146	10 629	1 352
8711	Engineering services	63	83 773	39 189	9 104	1 108
8712	Architectural services	22	(D)	(D)	(D)	CC
8713	Surveying services	15	(D)	(D)	(D)	CC
872	Accounting, auditing, and bookkeeping services	127	31 200	12 225	2 836	538
873 ex. 8733	Research, development, and testing services (except noncommercial research organizations)	13	15 358	5 643	1 236	212
8731	Commercial physical and biological research	2	(D)	(D)	(D)	AA
8732	Commercial economic, sociological, and educational research	—	—	—	—	—
8734	Testing laboratories	11	(D)	(D)	(D)	CC
874	Management and public relations services	61	22 314	9 871	2 299	366
8741	Management services	20	(D)	(D)	(D)	EE
8742	Management consulting services	21	4 861	1 713	376	61
8743	Public relations services	10	1 572	488	107	20
8744	Facilities support management services	—	—	—	—	—
8748	Business consulting services, n.e.c.	10	(D)	(D)	(D)	BB
89	Services, n.e.c.	7	(D)	(D)	(D)	BB

Table 6. Summary Statistics for Firms Subject to Federal Income Tax for Counties With 350 Establishments or More: 1992 — Con.

[Includes only establishments with payroll. For meaning of abbreviations and symbols, see introductory text. For explanation of terms and comparability of 1987 and 1992 censuses, see appendix A. For information on geographic areas followed by ▲, see appendix F]

SIC code	Geographic area and kind of business or operation	Establishments (number)	Receipts (\$1,000)	Annual payroll (\$1,000)	First-quarter payroll (\$1,000)	Paid employees for pay period including March 12 (number)
MONTGOMERY COUNTY						
	Total	1 697	1 059 212	427 701	92 961	19 162
70 ex. 704	Hotels, rooming houses, camps, and other lodging places (except membership lodging)	44	44 677	9 477	2 318	1 057
7011	Hotels and motels	43	(D)	(D)	(D)	GG
7011 pt.	Hotels	10	(D)	(D)	(D)	EE
7011 pt.	Motels, motor hotels, and tourist courts	33	(D)	(D)	(D)	FF
702, 3	Other lodging places	1	(D)	(D)	(D)	AA
72	Personal services	189	50 519	17 829	4 573	1 566
721	Laundry, cleaning, and garment services	74	28 141	9 480	2 461	759
7211	Power laundries, family and commercial*	6	(D)	(D)	(D)	BB
7213	Linen supply*	4	(D)	(D)	(D)	CC
7215	Coin-operated laundries and drycleaning	10	1 152	233	46	23
7216	Drycleaning plants, except rug cleaning*	35	8 717	2 897	843	280
7217	Carpet and upholstery cleaning	9	1 747	524	113	53
7218	Industrial launderers*	1	(D)	(D)	(D)	BB
7212, 9	Other laundry, cleaning, and garment services*	9	(D)	(D)	(D)	BB
722	Photographic studios, portrait	13	(D)	(D)	(D)	BB
723, 4	Beauty and barber shops	80	10 460	5 343	1 293	497
723	Beauty shops	75	(D)	(D)	(D)	EE
724	Barber shops	5	(D)	(D)	(D)	BB
725	Shoe repair shops and shoeshine parlors	5	341	78	16	9
726	Funeral service and crematories	5	5 192	1 248	333	61
729	Miscellaneous personal services	12	(D)	(D)	(D)	CC
73	Business services	274	177 404	67 806	15 665	4 707
731	Advertising	28	(D)	(D)	(D)	CC
732	Consumer credit reporting agencies, mercantile reporting agencies, and adjustment and collection agencies	7	(D)	(D)	(D)	CC
733	Mailing, reproduction, commercial art and photography, and stenographic services	16	(D)	(D)	(D)	CC
734	Services to dwellings and other buildings	59	(D)	(D)	(D)	FF
735	Miscellaneous equipment rental and leasing	31	20 989	5 412	1 183	254
736	Personnel supply services	18	17 631	12 953	2 734	1 226
737	Computer programming, data processing, and other computer related services	42	52 872	21 954	5 111	668
7371, 2, 3	Computer programming, prepackaged software, and integrated systems	25	(D)	(D)	(D)	FF
7374, 5, 6	Data processing services	10	(D)	(D)	(D)	CC
7377, 8, 9	Computer rental and leasing, maintenance, and related services, n.e.c.	7	(D)	(D)	(D)	BB
738	Miscellaneous business services	73	(D)	(D)	(D)	GG
75	Automotive repair, services, and parking	164	61 650	14 376	3 476	836
751	Automotive rental and leasing, without drivers	16	(D)	(D)	(D)	CC
752	Automobile parking	—	—	—	—	—
753	Automotive repair shops	130	(D)	(D)	(D)	FF
7532	Top, body, and upholstery repair shops and paint shops	30	13 594	3 817	881	187
7538	General automotive repair shops	65	14 254	3 736	914	229
7533, 4, 6, 7, 9	Other automotive repair shops	35	(D)	(D)	(D)	CC
754	Automotive services, except repair	18	(D)	(D)	(D)	CC
76	Miscellaneous repair services	65	21 541	6 889	1 557	415
762	Electrical repair shops	21	(D)	(D)	(D)	CC
7622	Radio and television repair shops	6	(D)	(D)	(D)	BB
7623, 9	Other electrical and electronic repair shops	15	(D)	(D)	(D)	CC
763	Watch, clock, and jewelry repair	2	(D)	(D)	(D)	AA
764	Reupholstery and furniture repair	10	(D)	(D)	(D)	BB
769	Miscellaneous repair and related services	32	14 052	4 071	895	187
78, 79, 84	Amusement and recreation services, including motion pictures and museums	53	19 628	5 176	1 239	589
781, 2	Motion picture production, distribution, and services	3	(D)	(D)	(D)	AA
783	Motion picture theaters	6	(D)	(D)	(D)	BB
784	Video tape rental	11	(D)	(D)	(D)	BB
792	Theatrical producers (except motion picture), bands, orchestras, and entertainers	3	(D)	(D)	(D)	BB
793	Bowling centers	2	(D)	(D)	(D)	BB
79 ex. 792, 3, 84	Commercial sports and other amusement and recreation services, including museums	28	9 221	2 918	699	307
80	Health services	427	454 474	193 966	41 313	6 434
801	Offices and clinics of doctors of medicine	237	220 389	103 552	20 468	1 926
802	Offices and clinics of dentists	82	(D)	(D)	(D)	EE
803	Offices and clinics of doctors of osteopathy	6	(D)	(D)	(D)	AA
804	Offices and clinics of other health practitioners	45	(D)	(D)	(D)	CC
805	Nursing and personal care facilities	9	(D)	(D)	(D)	GG
806	Hospitals	3	(D)	(D)	(D)	GG
807, 8, 9	Other health services	45	(D)	(D)	(D)	GG
81	Legal services	165	90 744	48 219	8 437	938
823, 4, 9	Selected educational services	19	(D)	(D)	(D)	CC

Table 6. Summary Statistics for Firms Subject to Federal Income Tax for Counties With 350 Establishments or More: 1992 — Con.

[Includes only establishments with payroll. For meaning of abbreviations and symbols, see introductory text. For explanation of terms and comparability of 1987 and 1992 censuses, see appendix A. For information on geographic areas followed by ▲, see appendix F]

SIC code	Geographic area and kind of business or operation	Establishments (number)	Receipts (\$1,000)	Annual payroll (\$1,000)	First-quarter payroll (\$1,000)	Paid employees for pay period including March 12 (number)
MONTGOMERY COUNTY — Con.						
83	Social services	71	14 667	5 675	1 287	638
835	Child day care services	46	7 094	3 032	678	413
832, 3, 6, 9	Other social services	25	7 573	2 643	609	225
87 ex. 8733	Engineering, accounting, research, management, and related services (except noncommercial research organizations)	220	119 546	56 999	12 728	1 865
871	Engineering, architectural, and surveying services	86	61 463	26 874	5 883	800
872	Accounting, auditing, and bookkeeping services	57	28 063	16 267	3 672	534
873 ex. 8733	Research, development, and testing services (except noncommercial research organizations)	14	(D)	(D)	(D)	BB
874	Management and public relations services	63	(D)	(D)	(D)	EE
89	Services, n.e.c.	6	(D)	(D)	(D)	AA
MORGAN COUNTY						
	Total	657	282 577	106 835	23 730	6 028
70 ex. 704	Hotels, rooming houses, camps, and other lodging places (except membership lodging)	11	9 604	2 014	505	255
7011	Hotels and motels	11	9 604	2 014	505	255
7011 pt.	Hotels	4	7 249	1 468	386	186
7011 pt.	Motels, motor hotels, and tourist courts	7	2 355	546	119	69
702, 3	Other lodging places	—	—	—	—	—
72	Personal services	82	22 631	7 588	1 969	626
721	Laundry, cleaning, and garment services	29	(D)	(D)	(D)	EE
7211	Power laundries, family and commercial*	1	(D)	(D)	(D)	AA
7213	Linen supply*	—	—	—	—	—
7215	Coin-operated laundries and drycleaning	6	(D)	(D)	(D)	AA
7216	Drycleaning plants, except rug cleaning*	10	(D)	(D)	(D)	CC
7217	Carpet and upholstery cleaning	5	(D)	(D)	(D)	AA
7218	Industrial laundriers*	3	(D)	(D)	(D)	CC
7212, 9	Other laundry, cleaning, and garment services*	4	(D)	(D)	(D)	AA
722	Photographic studios, portrait	5	(D)	(D)	(D)	BB
723, 4	Beauty and barber shops	30	3 079	1 397	355	115
723	Beauty shops	29	(D)	(D)	(D)	CC
724	Barber shops	1	(D)	(D)	(D)	AA
725	Shoe repair shops and shoeshine parlors	1	(D)	(D)	(D)	AA
726	Funeral service and crematories	4	(D)	(D)	(D)	BB
729	Miscellaneous personal services	13	(D)	(D)	(D)	CC
73	Business services	95	(D)	(D)	(D)	GG
731	Advertising	4	1 389	608	132	24
732	Consumer credit reporting agencies, mercantile reporting agencies, and adjustment and collection agencies	2	(D)	(D)	(D)	AA
733	Mailing, reproduction, commercial art and photography, and stenographic services	13	1 303	258	51	22
734	Services to dwellings and other buildings	20	4 123	1 734	392	137
735	Miscellaneous equipment rental and leasing	17	5 168	1 380	330	75
736	Personnel supply services	16	12 857	9 841	2 686	920
737	Computer programming, data processing, and other computer related services	7	2 033	470	89	15
7371, 2, 3	Computer programming, prepackaged software, and integrated systems	5	(D)	(D)	(D)	AA
7374, 5, 6	Data processing services	2	(D)	(D)	(D)	AA
7377, 8, 9	Computer rental and leasing, maintenance, and related services, n.e.c.	—	—	—	—	—
738	Miscellaneous business services	16	(D)	(D)	(D)	EE
75	Automotive repair, services, and parking	57	16 204	3 264	825	220
751	Automotive rental and leasing, without drivers	4	2 006	228	48	13
752	Automobile parking	—	—	—	—	—
753	Automotive repair shops	49	13 419	2 805	723	180
7532	Top, body, and upholstery repair shops and paint shops	16	(D)	(D)	(D)	BB
7538	General automotive repair shops	20	4 037	957	291	77
7533, 4, 6, 7, 9	Other automotive repair shops	13	(D)	(D)	(D)	BB
754	Automotive services, except repair	4	779	231	54	27
76	Miscellaneous repair services	39	(D)	(D)	(D)	EE
762	Electrical repair shops	14	(D)	(D)	(D)	BB
7622	Radio and television repair shops	3	(D)	(D)	(D)	AA
7623, 9	Other electrical and electronic repair shops	11	(D)	(D)	(D)	BB
763	Watch, clock, and jewelry repair	—	—	—	—	—
764	Reupholstery and furniture repair	2	(D)	(D)	(D)	AA
769	Miscellaneous repair and related services	23	(D)	(D)	(D)	CC

Table 6. Summary Statistics for Firms Subject to Federal Income Tax for Counties With 350 Establishments or More: 1992 — Con.

[Includes only establishments with payroll. For meaning of abbreviations and symbols, see introductory text. For explanation of terms and comparability of 1987 and 1992 censuses, see appendix A. For information on geographic areas followed by ▲, see appendix F]

SIC code	Geographic area and kind of business or operation	Establishments (number)	Receipts (\$1,000)	Annual payroll (\$1,000)	First-quarter payroll (\$1,000)	Paid employees for pay period including March 12 (number)
MORGAN COUNTY—Con.						
78, 79, 84	Amusement and recreation services, including motion pictures and museums	40	9 789	2 033	422	233
781, 2	Motion picture production, distribution, and services	1	(D)	(D)	(D)	AA
783	Motion picture theaters	3	(D)	(D)	(D)	BB
784	Video tape rental	11	(D)	(D)	(D)	BB
792	Theatrical producers (except motion picture), bands, orchestras, and entertainers	1	(D)	(D)	(D)	AA
793	Bowling centers	1	(D)	(D)	(D)	AA
79 ex. 792, 3; 84	Commercial sports and other amusement and recreation services, including museums	23	(D)	(D)	(D)	CC
80	Health services	191	126 905	52 852	10 773	1 980
801	Offices and clinics of doctors of medicine	90	48 638	23 880	4 435	505
802	Offices and clinics of dentists	43	(D)	(D)	(D)	CC
803	Offices and clinics of doctors of osteopathy	1	(D)	(D)	(D)	AA
804	Offices and clinics of other health practitioners	30	(D)	(D)	(D)	BB
805	Nursing and personal care facilities	5	(D)	(D)	(D)	FF
806	Hospitals	3	(D)	(D)	(D)	EE
807, 8, 9	Other health services	19	(D)	(D)	(D)	CC
81	Legal services	47	16 893	3 916	810	158
823, 4, 9	Selected educational services	4	(D)	(D)	(D)	BB
83	Social services	30	(D)	(D)	(D)	CC
835	Child day care services	24	(D)	(D)	(D)	CC
832, 3, 6, 9	Other social services	6	(D)	(D)	(D)	AA
87 ex. 8733	Engineering, accounting, research, management, and related services (except noncommercial research organizations)	60	20 459	8 333	1 835	410
871	Engineering, architectural, and surveying services	17	(D)	(D)	(D)	CC
872	Accounting, auditing, and bookkeeping services	27	(D)	(D)	(D)	BB
873 ex. 8733	Research, development, and testing services (except noncommercial research organizations)	5	5 657	2 129	427	83
874	Management and public relations services	11	4 136	1 775	323	127
89	Services, n.e.c.	1	(D)	(D)	(D)	AA
SHELBY COUNTY						
	Total	551	298 225	100 132	23 181	5 294
70 ex. 704	Hotels, rooming houses, camps, and other lodging places (except membership lodging)	6	(D)	(D)	(D)	CC
7011	Hotels and motels	5	5 637	1 437	317	143
7011 pt.	Hotels	2	(D)	(D)	(D)	BB
7011 pt.	Motels, motor hotels, and tourist courts	3	(D)	(D)	(D)	BB
702, 3	Other lodging places	1	(D)	(D)	(D)	AA
72	Personal services	68	16 566	5 504	1 291	451
721	Laundry, cleaning, and garment services	25	8 497	2 865	645	265
7211	Power laundries, family and commercial*	1	(D)	(D)	(D)	AA
7213	Linen supply*	—	—	—	—	—
7215	Coin-operated laundries and drycleaning	7	(D)	(D)	(D)	BB
7216	Drycleaning plants, except rug cleaning*	14	3 379	1 315	305	130
7217	Carpet and upholstery cleaning	2	(D)	(D)	(D)	BB
7218	Industrial laundriers*	—	—	—	—	—
7212, 9	Other laundry, cleaning, and garment services*	1	(D)	(D)	(D)	AA
722	Photographic studios, portrait	2	(D)	(D)	(D)	AA
723, 4	Beauty and barber shops	28	3 095	1 129	255	95
723	Beauty shops	27	(D)	(D)	(D)	BB
724	Barber shops	1	(D)	(D)	(D)	AA
725	Shoe repair shops and shoeshine parlors	—	—	—	—	—
726	Funeral service and crematories	5	3 728	1 217	316	56
729	Miscellaneous personal services	8	(D)	(D)	(D)	BB
73	Business services	89	75 718	26 413	6 562	1 714
731	Advertising	8	(D)	(D)	(D)	BB
732	Consumer credit reporting agencies, mercantile reporting agencies, and adjustment and collection agencies	4	737	373	87	25
733	Mailing, reproduction, commercial art and photography, and stenographic services	5	(D)	(D)	(D)	CC
734	Services to dwellings and other buildings	20	(D)	(D)	(D)	CC
735	Miscellaneous equipment rental and leasing	11	(D)	(D)	(D)	CC
736	Personnel supply services	4	(D)	(D)	(D)	FF
737	Computer programming, data processing, and other computer related services	20	(D)	(D)	(D)	EE
7371, 2, 3	Computer programming, prepackaged software, and integrated systems	17	(D)	(D)	(D)	EE
7374, 5, 6	Data processing services	—	—	—	—	—
7377, 8, 9	Computer rental and leasing, maintenance, and related services, n.e.c.	3	(D)	(D)	(D)	BB
738	Miscellaneous business services	17	(D)	(D)	(D)	EE

Table 6. Summary Statistics for Firms Subject to Federal Income Tax for Counties With 350 Establishments or More: 1992 — Con.

[Includes only establishments with payroll. For meaning of abbreviations and symbols, see introductory text. For explanation of terms and comparability of 1987 and 1992 censuses, see appendix A. For information on geographic areas followed by ▲, see appendix F]

SIC code	Geographic area and kind of business or operation	Establishments (number)	Receipts (\$1,000)	Annual payroll (\$1,000)	First-quarter payroll (\$1,000)	Paid employees for pay period including March 12 (number)
SHELBY COUNTY—Con.						
75	Automotive repair, services, and parking	54	15 978	3 775	885	309
751	Automotive rental and leasing, without drivers	1	(D)	(D)	(D)	AA
752	Automobile parking	—	—	—	—	—
753	Automotive repair shops	46	12 733	2 926	707	163
7532	Top, body, and upholstery repair shops and paint shops	13	(D)	(D)	(D)	BB
7538	General automotive repair shops	27	7 021	1 561	400	97
7533, 4, 6, 7, 9	Other automotive repair shops	6	(D)	(D)	(D)	AA
754	Automotive services, except repair	7	(D)	(D)	(D)	CC
76	Miscellaneous repair services	28	18 341	5 773	1 129	220
762	Electrical repair shops	7	2 800	897	320	68
7622	Radio and television repair shops	2	(D)	(D)	(D)	AA
7623, 9	Other electrical and electronic repair shops	5	(D)	(D)	(D)	BB
763	Watch, clock, and jewelry repair	—	—	—	—	—
764	Reupholstery and furniture repair	2	(D)	(D)	(D)	AA
769	Miscellaneous repair and related services	19	(D)	(D)	(D)	CC
78, 79, 84	Amusement and recreation services, including motion pictures and museums	39	38 907	3 737	881	331
781, 2	Motion picture production, distribution, and services	4	(D)	(D)	(D)	BB
783	Motion picture theaters	—	—	—	—	—
784	Video tape rental	12	(D)	(D)	(D)	BB
792	Theatrical producers (except motion picture), bands, orchestras, and entertainers	2	(D)	(D)	(D)	AA
793	Bowling centers	1	(D)	(D)	(D)	BB
79 ex. 792, 3; 84	Commercial sports and other amusement and recreation services, including museums	20	(D)	(D)	(D)	CC
80	Health services	112	62 715	27 336	6 173	968
801	Offices and clinics of doctors of medicine	56	27 545	14 127	2 953	308
802	Offices and clinics of dentists	28	9 454	3 263	661	141
803	Offices and clinics of doctors of osteopathy	—	—	—	—	—
804	Offices and clinics of other health practitioners	17	4 191	1 361	328	78
805	Nursing and personal care facilities	2	(D)	(D)	(D)	EE
806	Hospitals	1	(D)	(D)	(D)	BB
807, 8, 9	Other health services	8	(D)	(D)	(D)	BB
81	Legal services	26	8 108	3 180	671	100
823, 4, 9	Selected educational services	3	(D)	(D)	(D)	AA
83	Social services	36	5 256	2 283	510	331
835	Child day care services	31	4 200	1 828	404	289
832, 3, 6, 9	Other social services	5	1 056	455	106	42
87 ex. 8733	Engineering, accounting, research, management, and related services (except noncommercial research organizations)	84	49 219	20 167	4 642	700
871	Engineering, architectural, and surveying services	30	28 119	10 586	2 543	382
872	Accounting, auditing, and bookkeeping services	18	2 722	1 078	256	58
873 ex. 8733	Research, development, and testing services (except noncommercial research organizations)	4	3 566	1 300	274	103
874	Management and public relations services	32	14 812	7 203	1 569	157
89	Services, n.e.c.	6	(D)	(D)	(D)	AA
TUSCALOOSA COUNTY (Coextensive with Tuscaloosa, AL MSA; see table 7a.)						

Table 7a. Summary Statistics for Firms Subject to Federal Income Tax for Metropolitan Areas: 1992

[Includes only establishments with payroll. For meaning of abbreviations and symbols, see introductory text. For explanation of terms and comparability of 1987 and 1992 censuses, see appendix A. For definitions of CMSA's, MSA's, and PMSA's, see appendix D]

SIC code	Geographic area and kind of business or operation	Establishments (number)	Receipts (\$1,000)	Annual payroll (\$1,000)	First-quarter payroll (\$1,000)	Paid employees for pay period including March 12 (number)
ANNISTON, AL MSA						
	Total	609	206 364	77 574	16 383	5 094
70 ex. 704	Hotels, rooming houses, camps, and other lodging places (except membership lodging)	20	(D)	(D)	(D)	EE
7011	Hotels and motels	19	10 408	2 379	531	314
7011 pt.	Hotels	7	7 549	1 738	399	204
7011 pt.	Motels, motor hotels, and tourist courts	12	2 859	641	132	110
702, 3	Other lodging places	1	(D)	(D)	(D)	AA
72	Personal services	99	18 301	5 407	1 310	600
721	Laundry, cleaning, and garment services	24	3 096	1 081	257	118
7211	Power laundries, family and commercial*	1	(D)	(D)	(D)	AA
7213	Linen supply*	—	—	—	—	—
7215	Coin-operated laundries and drycleaning	4	127	47	14	9
7216	Drycleaning plants, except rug cleaning*	15	2 167	791	198	85
7217	Carpet and upholstery cleaning	2	(D)	(D)	(D)	AA
7218	Industrial laundriers*	—	—	—	—	—
7212, 9	Other laundry, cleaning, and garment services*	2	(D)	(D)	(D)	AA
722	Photographic studios, portrait	9	6 898	1 297	224	80
723, 4	Beauty and barber shops	48	3 297	1 552	393	186
723	Beauty shops	45	3 256	1 531	391	183
724	Barber shops	3	41	21	2	3
725	Shoe repair shops and shoeshine parlors	—	—	—	—	—
726	Funeral service and crematories	8	3 156	862	209	50
729	Miscellaneous personal services	10	1 854	615	227	166
73	Business services	67	17 318	8 404	1 549	1 305
731	Advertising	—	—	—	—	—
732	Consumer credit reporting agencies, mercantile reporting agencies, and adjustment and collection agencies	2	(D)	(D)	(D)	AA
733	Mailing, reproduction, commercial art and photography, and stenographic services	4	201	41	13	10
734	Services to dwellings and other buildings	21	4 331	1 709	393	166
735	Miscellaneous equipment rental and leasing	13	2 824	641	149	57
736	Personnel supply services	7	5 052	4 061	547	850
737	Computer programming, data processing, and other computer related services	4	308	97	24	14
7371, 2, 3	Computer programming, prepackaged software, and integrated systems	2	(D)	(D)	(D)	AA
7374, 5, 6	Data processing services	1	(D)	(D)	(D)	AA
7377, 8, 9	Computer rental and leasing, maintenance, and related services, n.e.c.	1	(D)	(D)	(D)	AA
738	Miscellaneous business services	16	(D)	(D)	(D)	CC
75	Automotive repair, services, and parking	83	19 710	4 759	1 100	323
751	Automotive rental and leasing, without drivers	4	1 792	251	65	16
752	Automobile parking	—	—	—	—	—
753	Automotive repair shops	68	15 753	3 821	884	254
7532	Top, body, and upholstery repair shops and paint shops	20	4 349	1 091	270	72
7538	General automotive repair shops	25	6 259	1 508	346	85
7533, 4, 6, 7, 9	Other automotive repair shops	23	5 145	1 222	268	97
754	Automotive services, except repair	11	2 165	687	151	53
76	Miscellaneous repair services	34	5 924	2 307	486	131
762	Electrical repair shops	9	2 518	1 207	217	53
7622	Radio and television repair shops	3	196	50	10	2
7623, 9	Other electrical and electronic repair shops	6	2 322	1 157	207	51
763	Watch, clock, and jewelry repair	—	—	—	—	—
764	Reupholstery and furniture repair	4	279	79	25	12
769	Miscellaneous repair and related services	21	3 127	1 021	244	66
78, 79, 84	Amusement and recreation services, including motion pictures and museums	38	8 594	1 680	370	235
781, 2	Motion picture production, distribution, and services	1	(D)	(D)	(D)	AA
783	Motion picture theaters	2	(D)	(D)	(D)	BB
784	Video tape rental	11	2 777	543	138	68
792	Theatrical producers (except motion picture), bands, orchestras, and entertainers	4	276	110	30	33
793	Bowling centers	1	(D)	(D)	(D)	AA
79 ex. 792, 3, 84	Commercial sports and other amusement and recreation services, including museums	19	3 368	720	125	86
80	Health services	152	88 284	38 549	7 875	1 457
801	Offices and clinics of doctors of medicine	73	53 098	24 948	4 724	550
802	Offices and clinics of dentists	43	10 232	3 311	786	183
803	Offices and clinics of doctors of osteopathy	2	(D)	(D)	(D)	AA
804	Offices and clinics of other health practitioners	20	4 930	1 744	402	76
805	Nursing and personal care facilities	4	13 895	6 745	1 565	547
806	Hospitals	—	—	—	—	—
807, 8, 9	Other health services	10	(D)	(D)	(D)	BB
81	Legal services	44	12 823	3 635	741	153
823, 4, 9	Selected educational services	6	(D)	(D)	(D)	BB

Table 7a. Summary Statistics for Firms Subject to Federal Income Tax for Metropolitan Areas: 1992 — Con.

[Includes only establishments with payroll. For meaning of abbreviations and symbols, see introductory text. For explanation of terms and comparability of 1987 and 1992 censuses, see appendix A. For definitions of CMSA's, MSA's, and PMSA's, see appendix D]

SIC code	Geographic area and kind of business or operation	Establishments (number)	Receipts (\$1,000)	Annual payroll (\$1,000)	First-quarter payroll (\$1,000)	Paid employees for pay period including March 12 (number)
ANNISTON, AL MSA — Con.						
83	Social services	20	2 095	621	153	97
835	Child day care services	12	1 154	479	118	83
832, 3, 6, 9	Other social services	8	941	142	35	14
87 ex. 8733	Engineering, accounting, research, management, and related services (except noncommercial research organizations)	46	20 726	9 108	2 116	449
871	Engineering, architectural, and surveying services	15	4 225	1 535	338	68
872	Accounting, auditing, and bookkeeping services	21	(D)	(D)	(D)	BB
873 ex. 8733	Research, development, and testing services (except noncommercial research organizations)	1	(D)	(D)	(D)	AA
874	Management and public relations services	9	12 254	5 836	1 339	279
89	Services, n.e.c.	-	-	-	-	-
BIRMINGHAM, AL MSA						
	Total	5 862	4 668 077	1 711 363	379 658	75 970
70 ex. 704	Hotels, rooming houses, camps, and other lodging places (except membership lodging)	98	104 524	27 216	5 934	2 694
7011	Hotels and motels	86	103 187	26 872	5 817	2 651
7011 pt.	Hotels	40	77 559	21 021	4 730	2 058
7011 pt.	Hotels, 25 guestrooms or more	37	77 190	20 986	4 722	2 049
7011 pt.	Hotels, less than 25 guestrooms	3	369	35	8	9
7011 pt.	Motels, motor hotels, and tourist courts	46	25 628	5 851	1 087	593
7011 pt.	Motels, tourist courts	40	22 520	5 276	943	514
7011 pt.	Motor hotels	6	3 108	575	144	79
702, 3	Other lodging places	12	1 337	344	117	43
702	Rooming and boarding houses	7	757	148	40	26
703	Camps and recreational vehicle parks	5	580	196	77	17
72	Personal services	695	166 912	59 100	14 511	4 783
721	Laundry, cleaning, and garment services	211	79 203	29 953	7 209	2 197
7211	Power laundries, family and commercial*	8	1 929	832	157	55
7213	Linen supply*	5	15 330	5 753	1 354	351
7215	Coin-operated laundries and drycleaning	44	7 496	1 944	437	192
7216	Drycleaning plants, except rug cleaning*	101	28 365	12 395	2 984	1 046
7217	Carpet and upholstery cleaning	20	5 011	1 738	499	134
7218	Industrial launderers*	5	17 822	6 324	1 570	328
7212, 9	Other laundry, cleaning, and garment services*	28	3 250	967	208	91
7212	Garment pressing, and agents for laundries and drycleaners	10	1 571	433	80	32
7219	Laundry and garment services, n.e.c.*	18	1 679	534	128	59
722	Photographic studios, portrait	42	13 089	3 102	692	255
723, 4	Beauty and barber shops	303	33 178	14 195	3 417	1 244
723	Beauty shops	287	31 822	13 569	3 284	1 200
724	Barber shops	16	1 356	626	133	44
725	Shoe repair shops and shoeshine parlors	13	812	222	58	28
726	Funeral service and crematories	39	25 270	6 946	1 738	438
729	Miscellaneous personal services	87	15 360	4 682	1 397	621
7291	Tax return preparation services	24	4 082	1 357	648	369
7299	Miscellaneous personal services, n.e.c.	63	11 278	3 325	749	252
73	Business services	966	800 065	313 735	74 566	24 700
731	Advertising	86	86 827	31 207	7 776	1 002
7311	Advertising agencies	66	39 844	18 434	4 681	535
7312	Outdoor advertising services	5	(D)	(D)	(D)	BB
7313	Radio, television, publishers' advertising representatives	3	(D)	(D)	(D)	EE
7319	Advertising, n.e.c.	12	(D)	(D)	(D)	CC
732	Consumer credit reporting agencies, mercantile reporting agencies, and adjustment and collection agencies	27	24 939	7 660	1 817	364
7322	Adjustment and collection services	17	5 519	1 956	493	112
7323	Credit reporting services	10	19 420	5 704	1 324	252
733	Mailing, reproduction, commercial art and photography, and stenographic services	70	34 380	9 953	2 333	540
7331	Direct mail advertising services	12	14 755	3 793	886	267
7334	Photocopying and duplicating services	11	6 159	1 673	348	101
7335, 6	Commercial photography, art, and graphics	31	6 736	2 127	478	98
7335	Commercial photography	12	1 682	439	91	25
7336	Commercial art and graphic design	19	5 054	1 688	387	73
7338	Secretarial and court reporting services	16	6 730	2 360	621	74
734	Services to dwellings and other buildings	172	79 757	44 599	10 631	6 074
7342	Disinfecting and pest control services	50	22 426	9 324	1 966	472
7349	Building cleaning and maintenance services, n.e.c.	122	57 331	35 275	8 665	5 602
735	Miscellaneous equipment rental and leasing	80	69 765	13 937	3 178	675
7352	Medical equipment rental and leasing	8	8 432	1 379	370	72
7353	Heavy construction equipment rental and leasing	14	23 291	5 949	1 353	251
7359	Equipment rental and leasing, n.e.c.	58	38 042	6 609	1 455	352
736	Personnel supply services	97	90 826	63 291	14 669	8 226
7361	Employment agencies	32	4 479	1 753	353	103
7363	Help supply services	65	86 347	61 538	14 316	8 123
7363 pt.	Temporary help supply	52	75 160	53 277	12 086	5 374
7363 pt.	Help supply, except temporary	13	11 187	8 261	2 230	2 749

Table 7a. Summary Statistics for Firms Subject to Federal Income Tax for Metropolitan Areas: 1992 — Con.

[Includes only establishments with payroll. For meaning of abbreviations and symbols, see introductory text. For explanation of terms and comparability of 1987 and 1992 censuses, see appendix A. For definitions of CMSA's, MSA's, and PMSA's, see appendix D]

SIC code	Geographic area and kind of business or operation	Establishments (number)	Receipts (\$1,000)	Annual payroll (\$1,000)	First-quarter payroll (\$1,000)	Paid employees for pay period including March 12 (number)
BIRMINGHAM, AL MSA — Con.						
73	Business services — Con.					
737	Computer programming, data processing, and other computer related services -----	188	272 833	88 657	20 979	3 014
7371, 2, 3	Computer programming, prepackaged software, and integrated systems -----	113	150 790	52 601	12 341	1 512
7371	Computer programming services -----	65	55 034	21 693	5 018	645
7372	Prepackaged software -----	24	42 452	12 683	2 789	334
7373	Computer integrated systems -----	24	53 304	18 225	4 534	533
7374, 5, 6	Data processing services -----	34	88 225	27 020	6 426	1 211
7374, 5	Computer processing, information retrieval -----	30	(D)	(D)	(D)	GG
7376	Computer facilities management services -----	4	(D)	(D)	(D)	BB
7377, 8, 9	Computer rental and leasing, maintenance, and related services, n.e.c. -----	41	33 818	9 036	2 212	291
7377	Computer rental and leasing -----	4	(D)	(D)	(D)	AA
7378	Computer maintenance and repair -----	28	31 529	8 263	2 033	257
7379	Computer related services, n.e.c. -----	9	(D)	(D)	(D)	BB
738	Miscellaneous business services -----	246	140 738	54 431	13 183	4 805
7381, 2	Detective agencies and protective services -----	60	48 679	28 226	6 902	2 994
7381	Detective, guard, and armored car services -----	48	37 487	25 235	6 180	2 863
7382	Security systems services -----	12	11 192	2 991	722	131
7383	News syndicates -----	2	(D)	(D)	(D)	AA
7384	Photofinishing laboratories* -----	20	17 382	4 944	1 114	357
7389	Business services, n.e.c. -----	164	(D)	(D)	(D)	GG
7389 pt.	Sign painting shops -----	8	1 190	493	88	26
7389 pt.	Interior designing -----	30	8 164	1 661	378	105
7389 pt.	Telephone answering services -----	6	2 427	1 135	225	92
7389 pt.	Other business services -----	120	(D)	(D)	(D)	GG
75	Automotive repair, services, and parking -----	558	281 077	59 749	14 028	3 354
751	Automotive rental and leasing, without drivers -----	45	124 669	16 416	3 667	786
7513	Truck rental and leasing, without drivers -----	20	64 808	7 726	1 781	353
7514, 5	Passenger car rental and leasing -----	25	59 861	8 690	1 886	433
7514	Passenger car rental -----	19	(D)	(D)	(D)	EE
7515	Passenger car leasing -----	6	(D)	(D)	(D)	CC
7519	Utility trailer and recreational vehicle rental -----	-	-	-	-	-
752	Automobile parking -----	37	3 191	662	152	75
753	Automotive repair shops -----	402	120 818	32 816	8 001	1 767
7532	Top, body, and upholstery repair shops and paint shops -----	115	39 507	10 966	2 790	618
7532 pt.	Top and body repair shops -----	96	35 452	9 647	2 517	558
7532 pt.	Paint shops -----	19	4 055	1 319	273	60
7538	General automotive repair shops -----	203	50 855	13 546	3 323	735
7538 pt.	General automotive repair shops, except diesel -----	185	43 982	11 620	2 813	634
7538 pt.	Diesel repair shops -----	18	6 873	1 926	510	101
7533, 4, 6, 7, 9	Other automotive repair shops -----	84	30 456	8 304	1 888	414
7533	Automotive exhaust system repair shops -----	11	5 022	1 210	284	57
7534	Tire retreading and repair shops -----	11	5 986	1 323	339	92
7536	Automotive glass replacement shops -----	14	4 985	1 210	289	63
7537	Automotive transmission repair shops -----	25	6 096	1 709	387	90
7539	Automotive repair shops, n.e.c. -----	23	8 367	2 852	589	112
7539 pt.	Radiator repair -----	3	(D)	(D)	(D)	BB
7539 pt.	Brake, front end, and wheel alignment -----	10	2 361	629	147	37
7539 pt.	Automotive electrical and fuel system services -----	8	(D)	(D)	(D)	BB
7539 pt.	Other automotive repair shops, n.e.c. -----	2	(D)	(D)	(D)	AA
754	Automotive services, except repair -----	74	32 399	9 855	2 208	726
7542	Carwashes -----	36	8 785	2 694	568	357
7549	Automotive services, except repair and carwashes -----	38	23 614	7 161	1 640	369
76	Miscellaneous repair services -----	301	219 748	68 931	16 322	2 588
762	Electrical repair shops -----	88	77 733	27 753	6 871	975
7622	Radio and television repair shops -----	21	9 227	3 182	715	152
7623, 9	Other electrical and electronic repair shops -----	67	68 506	24 571	6 156	823
7623	Refrigeration and air-conditioning service and repair shops -----	12	17 120	3 971	946	144
7629	Electrical and electronic repair shops, n.e.c. -----	55	51 386	20 600	5 210	679
763	Watch, clock, and jewelry repair -----	6	503	95	24	10
764	Reupholstery and furniture repair -----	28	3 074	1 033	300	82
769	Miscellaneous repair and related services -----	179	138 438	40 050	9 127	1 521
7692	Welding repair -----	15	4 888	1 370	354	73
7694	Armature rewinding shops -----	24	37 842	10 706	2 575	370
7699	Repair shops and related services, n.e.c. -----	140	95 708	27 974	6 198	1 078
78, 79, 84	Amusement and recreation services, including motion pictures and museums -----	297	149 471	30 276	6 099	2 568
781, 2	Motion picture production, distribution, and services -----	20	31 924	2 541	580	111
783	Motion picture theaters -----	12	11 932	1 547	343	199
7832	Motion picture theaters, except drive-in -----	12	11 932	1 547	343	199
7833	Drive-in motion picture theaters -----	-	-	-	-	-
784	Video tape rental -----	79	17 758	3 214	803	463
792	Theatrical producers (except motion picture), bands, orchestras, and entertainers -----	12	7 021	1 089	207	105
7922	Theatrical producers (except motion picture) and miscellaneous theatrical services -----	3	(D)	(D)	(D)	AA
7929	Bands, orchestras, actors, and other entertainers and entertainment groups -----	9	(D)	(D)	(D)	BB
793	Bowling centers -----	7	4 901	1 709	428	216

Table 7a. Summary Statistics for Firms Subject to Federal Income Tax for Metropolitan Areas: 1992—Con.

[Includes only establishments with payroll. For meaning of abbreviations and symbols, see introductory text. For explanation of terms and comparability of 1987 and 1992 censuses, see appendix A. For definitions of CMSA's, MSA's, and PMSA's, see appendix D]

SIC code	Geographic area and kind of business or operation	Establishments (number)	Receipts (\$1,000)	Annual payroll (\$1,000)	First-quarter payroll (\$1,000)	Paid employees for pay period including March 12 (number)
BIRMINGHAM, AL MSA—Con.						
78, 79, 84	Amusement and recreation services, including motion pictures and museums—Con.					
79 ex. 792, 3, 84	Commercial sports and other amusement and recreation services, including museums -----	167	75 935	20 176	3 738	1 474
794	Commercial sports -----	14	31 748	7 552	997	286
7941	Professional sports clubs, managers, promoters -----	4	3 077	875	250	44
7948	Racing, including track operation -----	10	28 671	6 674	747	242
79 ex. 792, 3, 4, 84	Other amusement and recreation services, including museums ----	153	44 187	12 624	2 741	1 188
791	Dance studios, schools, and halls -----	31	4 048	1 444	361	156
7991	Physical fitness facilities -----	32	8 583	2 568	570	356
7992	Public golf courses -----	9	7 956	2 273	446	132
7993	Coin-operated amusement devices -----	9	3 535	602	153	44
7996	Amusement parks -----	1	(D)	(D)	(D)	AA
7997	Membership sports and recreation clubs -----	19	8 881	2 713	630	227
7999, 84	Amusement and recreation services, including museums, n.e.c. -	52	(D)	(D)	(D)	EE
7999 pt.	Concession operators of amusement devices and rides -----	4	(D)	(D)	(D)	AA
7999 pt.	Carnivals, circuses, and fairs -----	2	(D)	(D)	(D)	BB
7999 pt., 84	Other recreation and amusements, including museums -----	46	8 664	2 372	525	222
80	Health services -----	1 377	1 511 440	641 361	133 069	20 194
801	Offices and clinics of doctors of medicine -----	677	718 963	384 331	74 212	6 803
8011 pt.	Offices of doctors of medicine -----	651	695 059	377 197	72 522	6 345
8011 pt.	General medical clinics -----	26	23 904	7 134	1 690	458
802	Offices and clinics of dentists -----	347	104 529	38 891	7 855	1 695
803	Offices and clinics of doctors of osteopathy -----	1	(D)	(D)	(D)	AA
804	Offices and clinics of other health practitioners -----	140	42 804	14 568	3 169	603
8041	Offices and clinics of chiropractors -----	48	8 467	2 279	520	129
8042	Offices and clinics of optometrists -----	44	16 425	4 876	1 067	203
8043	Offices and clinics of podiatrists -----	11	4 157	1 996	449	56
8049	Offices and clinics of health practitioners, n.e.c. -----	37	13 755	5 417	1 133	215
805	Nursing and personal care facilities -----	37	98 505	45 457	10 783	3 256
8051	Skilled nursing care facilities -----	33	(D)	(D)	(D)	HH
8052	Intermediate care facilities -----	1	(D)	(D)	(D)	CC
8059	Nursing and personal care facilities, n.e.c. -----	3	(D)	(D)	(D)	AA
806	Hospitals -----	8	(D)	(D)	(D)	HH
8062	General medical and surgical hospitals -----	4	(D)	(D)	(D)	HH
8063, 9	Specialty hospitals -----	4	35 764	13 788	3 504	521
807, 8, 9	Other health services -----	167	(D)	(D)	(D)	HH
807	Medical and dental laboratories -----	66	71 850	22 152	5 120	1 090
8071	Medical laboratories -----	34	63 433	18 314	4 236	899
8072	Dental laboratories -----	32	8 417	3 838	884	191
808	Home health care services -----	37	55 852	26 215	6 738	2 076
809	Miscellaneous health and allied services, n.e.c. -----	64	(D)	(D)	(D)	GG
8092	Kidney dialysis centers -----	3	(D)	(D)	(D)	CC
8093	Specialty outpatient facilities, n.e.c. -----	44	38 574	15 637	3 736	715
8099	Health and allied services, n.e.c. -----	17	(D)	(D)	(D)	EE
81	Legal services -----	518	441 837	179 479	38 024	4 303
823, 4, 9	Selected educational services -----	35	5 677	1 977	521	161
823	Libraries -----	-	-	-	-	-
824	Vocational schools -----	14	2 400	885	284	48
829	Schools and educational services, n.e.c. -----	21	3 277	1 092	237	113
83	Social services -----	210	42 318	16 963	3 726	1 956
835	Child day care services -----	152	21 062	9 662	2 163	1 351
832, 3, 6, 9	Other social services -----	58	21 256	7 301	1 563	605
87 ex. 8733	Engineering, accounting, research, management, and related services (except noncommercial research organizations) -----	773	935 900	309 467	72 323	8 534
871	Engineering, architectural, and surveying services -----	269	719 331	213 686	51 335	4 847
8711	Engineering services -----	170	663 793	191 669	46 716	4 150
8712	Architectural services -----	72	47 872	18 290	3 764	534
8713	Surveying services -----	27	7 666	3 727	855	163
872	Accounting, auditing, and bookkeeping services -----	258	115 163	50 507	11 534	1 762
873 ex. 8733	Research, development, and testing services (except noncommercial research organizations) -----	41	23 775	9 283	2 115	476
8731	Commercial physical and biological research -----	10	8 671	3 677	816	105
8732	Commercial economic, sociological, and educational research ----	15	5 418	1 788	422	203
8734	Testing laboratories -----	16	9 686	3 818	877	168
874	Management and public relations services -----	205	77 631	35 991	7 339	1 449
8741	Management services -----	63	26 772	12 763	2 715	410
8742	Management consulting services -----	103	44 557	20 818	4 061	928
8743	Public relations services -----	6	1 354	403	103	27
8744	Facilities support management services -----	-	-	-	-	-
8748	Business consulting services, n.e.c. -----	33	4 948	2 007	460	84
89	Services, n.e.c. -----	34	9 108	3 109	535	135

SERVICE INDUSTRIES—GEOGRAPHIC AREA SERIES

ALABAMA AL-65

Table 7a. Summary Statistics for Firms Subject to Federal Income Tax for Metropolitan Areas: 1992—Con.

[Includes only establishments with payroll. For meaning of abbreviations and symbols, see introductory text. For explanation of terms and comparability of 1987 and 1992 censuses, see appendix A. For definitions of CMSA's, MSA's, and PMSA's, see appendix D]

SIC code	Geographic area and kind of business or operation	Establishments (number)	Receipts (\$1,000)	Annual payroll (\$1,000)	First-quarter payroll (\$1,000)	Paid employees for pay period including March 12 (number)
COLUMBUS, GA—AL MSA						
	Total	1 394	795 874	293 140	68 606	15 786
70 ex. 704	Hotels, rooming houses, camps, and other lodging places (except membership lodging)	37	(D)	(D)	(D)	GG
7011	Hotels and motels	35	44 321	12 485	2 864	1 194
7011 pt.	Hotels	12	34 249	10 428	2 428	955
7011 pt.	Motels, motor hotels, and tourist courts	23	10 072	2 057	436	239
702, 3	Other lodging places	2	(D)	(D)	(D)	AA
72	Personal services	193	40 245	14 300	3 607	1 405
721	Laundry, cleaning, and garment services	47	15 872	6 349	1 504	573
7211	Power laundries, family and commercial*	1	(D)	(D)	(D)	BB
7213	Linen supply*	2	(D)	(D)	(D)	BB
7215	Coin-operated laundries and drycleaning	8	723	183	36	19
7216	Drycleaning plants, except rug cleaning*	17	7 944	3 417	815	338
7217	Carpet and upholstery cleaning	5	529	123	28	12
7218	Industrial launderers*	—	—	—	—	—
7212, 9	Other laundry, cleaning, and garment services*	14	2 447	907	215	86
722	Photographic studios, portrait	10	3 690	726	162	52
723, 4	Beauty and barber shops	98	8 463	3 748	836	369
723	Beauty shops	92	8 306	3 704	825	363
724	Barber shops	6	157	44	11	6
725	Shoe repair shops and shoeshine parlors	6	483	51	12	8
726	Funeral service and crematories	16	7 809	2 207	642	115
729	Miscellaneous personal services	16	3 928	1 219	451	288
73	Business services	235	226 339	82 715	21 221	5 508
731	Advertising	15	8 047	2 113	513	84
732	Consumer credit reporting agencies, mercantile reporting agencies, and adjustment and collection agencies	15	4 005	1 164	303	98
733	Mailing, reproduction, commercial art and photography, and stenographic services	19	2 736	669	150	57
734	Services to dwellings and other buildings	56	20 102	9 482	2 613	1 041
735	Miscellaneous equipment rental and leasing	24	10 988	3 027	739	153
736	Personnel supply services	22	29 016	21 821	5 049	1 778
737	Computer programming, data processing, and other computer related services	33	(D)	(D)	(D)	GG
7371, 2, 3	Computer programming, prepackaged software, and integrated systems	12	(D)	(D)	(D)	BB
7374, 5, 6	Data processing services	17	(D)	(D)	(D)	GG
7377, 8, 9	Computer rental and leasing, maintenance, and related services, n.e.c.	4	(D)	(D)	(D)	AA
738	Miscellaneous business services	51	(D)	(D)	(D)	FF
75	Automotive repair, services, and parking	160	46 425	13 085	3 206	830
751	Automotive rental and leasing, without drivers	14	8 715	1 234	303	69
752	Automobile parking	1	(D)	(D)	(D)	AA
753	Automotive repair shops	122	31 461	9 723	2 397	560
7532	Top, body, and upholstery repair shops and paint shops	30	11 207	4 069	1 010	206
7538	General automotive repair shops	56	10 605	2 684	685	192
7533, 4, 6, 7, 9	Other automotive repair shops	36	9 649	2 970	702	162
754	Automotive services, except repair	23	(D)	(D)	(D)	CC
76	Miscellaneous repair services	82	22 300	6 859	1 614	397
762	Electrical repair shops	35	11 359	2 950	688	182
7622	Radio and television repair shops	8	920	278	68	24
7623, 9	Other electrical and electronic repair shops	27	10 439	2 672	620	158
763	Watch, clock, and jewelry repair	1	(D)	(D)	(D)	AA
764	Reupholstery and furniture repair	17	951	313	73	29
769	Miscellaneous repair and related services	29	(D)	(D)	(D)	CC
78, 79, 84	Amusement and recreation services, including motion pictures and museums	67	23 799	4 370	1 002	603
781, 2	Motion picture production, distribution, and services	2	(D)	(D)	(D)	AA
783	Motion picture theaters	5	(D)	(D)	(D)	BB
784	Video tape rental	8	3 408	452	102	60
792	Theatrical producers (except motion picture), bands, orchestras, and entertainers	1	(D)	(D)	(D)	AA
793	Bowling centers	3	(D)	(D)	(D)	BB
79 ex. 792, 3, 84	Commercial sports and other amusement and recreation services, including museums	48	12 788	2 729	606	354
80	Health services	328	294 014	125 093	27 442	4 279
801	Offices and clinics of doctors of medicine	179	148 968	79 715	16 606	1 429
802	Offices and clinics of dentists	59	24 677	7 761	1 706	358
803	Offices and clinics of doctors of osteopathy	1	(D)	(D)	(D)	AA
804	Offices and clinics of other health practitioners	44	11 116	3 432	812	168
805	Nursing and personal care facilities	7	20 443	8 720	2 147	896
806	Hospitals	2	(D)	(D)	(D)	FF
807, 8, 9	Other health services	36	(D)	(D)	(D)	FF
81	Legal services	129	50 891	15 137	3 433	488
823, 4, 9	Selected educational services	7	(D)	(D)	(D)	BB

Table 7a. Summary Statistics for Firms Subject to Federal Income Tax for Metropolitan Areas: 1992—Con.

[Includes only establishments with payroll. For meaning of abbreviations and symbols, see introductory text. For explanation of terms and comparability of 1987 and 1992 censuses, see appendix A. For definitions of CMSA's, MSA's, and PMSA's, see appendix D]

SIC code	Geographic area and kind of business or operation	Establishments (number)	Receipts (\$1,000)	Annual payroll (\$1,000)	First-quarter payroll (\$1,000)	Paid employees for pay period including March 12 (number)
COLUMBUS, GA—AL MSA—Con.						
83	Social services	44	7 710	3 171	797	397
835	Child day care services	35	6 457	2 680	681	363
832, 3, 6, 9	Other social services	9	1 253	491	116	34
87 ex. 8733	Engineering, accounting, research, management, and related services (except noncommercial research organizations)	110	38 448	15 485	3 301	630
871	Engineering, architectural, and surveying services	22	7 333	3 685	814	135
872	Accounting, auditing, and bookkeeping services	52	16 262	7 116	1 654	295
873 ex. 8733	Research, development, and testing services (except noncommercial research organizations)	3	388	92	10	2
874	Management and public relations services	33	14 465	4 592	823	198
89	Services, n.e.c.	2	(D)	(D)	(D)	AA
DECATUR, AL MSA						
	Total	715	297 778	112 372	24 931	6 343
70 ex. 704	Hotels, rooming houses, camps, and other lodging places (except membership lodging)	11	9 604	2 014	505	255
7011	Hotels and motels	11	9 604	2 014	505	255
7011 pt.	Hotels	4	7 249	1 468	386	186
7011 pt.	Motels, motor hotels, and tourist courts	7	2 355	546	119	69
702, 3	Other lodging places	—	—	—	—	—
72	Personal services	93	23 884	7 914	2 040	650
721	Laundry, cleaning, and garment services	31	15 024	4 986	1 256	348
7211	Power laundries, family and commercial*	1	(D)	(D)	(D)	AA
7213	Linen supply*	—	—	—	—	—
7215	Coin-operated laundries and drycleaning	7	(D)	(D)	(D)	AA
7216	Drycleaning plants, except rug cleaning*	11	3 106	1 106	276	134
7217	Carpet and upholstery cleaning	5	(D)	(D)	(D)	AA
7218	Industrial laundriers*	3	(D)	(D)	(D)	CC
7212, 9	Other laundry, cleaning, and garment services*	4	(D)	(D)	(D)	AA
722	Photographic studios, portrait	6	1 025	220	47	26
723, 4	Beauty and barber shops	35	3 252	1 467	364	120
723	Beauty shops	34	(D)	(D)	(D)	CC
724	Barber shops	1	(D)	(D)	(D)	AA
725	Shoe repair shops and shoeshine parlors	1	(D)	(D)	(D)	AA
726	Funeral service and crematories	6	3 173	908	227	40
729	Miscellaneous personal services	14	(D)	(D)	(D)	CC
73	Business services	97	39 593	20 236	5 004	1 580
731	Advertising	4	1 389	608	132	24
732	Consumer credit reporting agencies, mercantile reporting agencies, and adjustment and collection agencies	2	(D)	(D)	(D)	AA
733	Mailing, reproduction, commercial art and photography, and stenographic services	13	1 303	258	51	22
734	Services to dwellings and other buildings	20	4 123	1 734	392	137
735	Miscellaneous equipment rental and leasing	17	5 168	1 380	330	75
736	Personnel supply services	16	12 857	9 841	2 686	920
737	Computer programming, data processing, and other computer related services	7	2 033	470	89	15
7371, 2, 3	Computer programming, prepackaged software, and integrated systems	5	(D)	(D)	(D)	AA
7374, 5, 6	Data processing services	2	(D)	(D)	(D)	AA
7377, 8, 9	Computer rental and leasing, maintenance, and related services, n.e.c.	—	—	—	—	—
738	Miscellaneous business services	18	(D)	(D)	(D)	EE
75	Automotive repair, services, and parking	67	17 816	3 616	905	242
751	Automotive rental and leasing, without drivers	4	2 006	228	48	13
752	Automobile parking	—	—	—	—	—
753	Automotive repair shops	59	15 031	3 157	803	202
7532	Top, body, and upholstery repair shops and paint shops	20	4 559	984	241	55
7538	General automotive repair shops	24	4 240	993	299	80
7533, 4, 6, 7, 9	Other automotive repair shops	15	6 232	1 180	263	67
754	Automotive services, except repair	4	779	231	54	27
76	Miscellaneous repair services	40	15 985	4 763	1 092	281
762	Electrical repair shops	15	4 447	1 288	258	81
7622	Radio and television repair shops	3	(D)	(D)	(D)	AA
7623, 9	Other electrical and electronic repair shops	12	(D)	(D)	(D)	BB
763	Watch, clock, and jewelry repair	—	—	—	—	—
764	Reupholstery and furniture repair	2	(D)	(D)	(D)	AA
769	Miscellaneous repair and related services	23	(D)	(D)	(D)	CC

Table 7a. Summary Statistics for Firms Subject to Federal Income Tax for Metropolitan Areas: 1992—Con.

[Includes only establishments with payroll. For meaning of abbreviations and symbols, see introductory text. For explanation of terms and comparability of 1987 and 1992 censuses, see appendix A. For definitions of CMSA's, MSA's, and PMSA's, see appendix D]

SIC code	Geographic area and kind of business or operation	Establishments (number)	Receipts (\$1,000)	Annual payroll (\$1,000)	First-quarter payroll (\$1,000)	Paid employees for pay period including March 12 (number)
DECATUR, AL MSA—Con.						
78, 79, 84	Amusement and recreation services, including motion pictures and museums	44	10 251	2 116	444	249
781, 2	Motion picture production, distribution, and services	1	(D)	(D)	(D)	AA
783	Motion picture theaters	3	(D)	(D)	(D)	BB
784	Video tape rental	13	2 072	434	109	57
792	Theatrical producers (except motion picture), bands, orchestras, and entertainers	1	(D)	(D)	(D)	AA
793	Bowling centers	1	(D)	(D)	(D)	AA
79 ex. 792, 3; 84	Commercial sports and other amusement and recreation services, including museums	25	5 614	1 212	225	137
80	Health services	203	134 224	56 376	11 558	2 162
801	Offices and clinics of doctors of medicine	97	51 413	25 277	4 755	553
802	Offices and clinics of dentists	46	16 867	5 662	1 193	248
803	Offices and clinics of doctors of osteopathy	1	(D)	(D)	(D)	AA
804	Offices and clinics of other health practitioners	31	6 729	1 976	441	92
805	Nursing and personal care facilities	6	15 295	8 811	1 760	619
806	Hospitals	3	(D)	(D)	(D)	EE
807, 8, 9	Other health services	19	(D)	(D)	(D)	CC
81	Legal services	55	18 081	4 141	859	172
823, 4, 9	Selected educational services	4	(D)	(D)	(D)	BB
83	Social services	36	6 585	2 364	519	288
835	Child day care services	27	3 351	1 477	352	240
832, 3, 6, 9	Other social services	9	3 234	887	167	48
87 ex. 8733	Engineering, accounting, research, management, and related services (except noncommercial research organizations)	64	20 897	8 455	1 865	420
871	Engineering, architectural, and surveying services	18	5 743	2 916	676	113
872	Accounting, auditing, and bookkeeping services	30	5 361	1 635	439	97
873 ex. 8733	Research, development, and testing services (except noncommercial research organizations)	5	5 657	2 129	427	83
874	Management and public relations services	11	4 136	1 775	323	127
89	Services, n.e.c.	1	(D)	(D)	(D)	AA
DOTHAN, AL MSA						
	Total	896	481 959	208 408	45 801	9 619
70 ex. 704	Hotels, rooming houses, camps, and other lodging places (except membership lodging)	26	(D)	(D)	(D)	FF
7011	Hotels and motels	24	17 166	4 413	1 027	541
7011 pt.	Hotels	7	6 538	1 563	419	230
7011 pt.	Motels, motor hotels, and tourist courts	17	10 628	2 850	608	311
702, 3	Other lodging places	2	(D)	(D)	(D)	AA
72	Personal services	115	19 759	6 370	1 568	637
721	Laundry, cleaning, and garment services	38	9 088	3 480	831	301
7211	Power laundries, family and commercial*	—	—	—	—	—
7213	Linen supply*	1	(D)	(D)	(D)	AA
7215	Coin-operated laundries and drycleaning	7	688	146	34	20
7216	Drycleaning plants, except rug cleaning*	21	3 576	1 296	320	124
7217	Carpet and upholstery cleaning	3	(D)	(D)	(D)	BB
7218	Industrial laundriers*	2	(D)	(D)	(D)	CC
7212, 9	Other laundry, cleaning, and garment services*	4	(D)	(D)	(D)	AA
722	Photographic studios, portrait	11	1 506	225	60	31
723, 4	Beauty and barber shops	50	3 490	1 536	369	159
723	Beauty shops	47	3 122	1 328	324	142
724	Barber shops	3	368	208	45	17
725	Shoe repair shops and shoeshine parlors	2	(D)	(D)	(D)	AA
726	Funeral service and crematories	7	3 475	676	167	35
729	Miscellaneous personal services	7	(D)	(D)	(D)	CC
73	Business services	123	41 212	18 656	3 596	1 835
731	Advertising	6	3 536	891	248	74
732	Consumer credit reporting agencies, mercantile reporting agencies, and adjustment and collection agencies	6	1 675	381	83	32
733	Mailing, reproduction, commercial art and photography, and stenographic services	4	951	458	117	26
734	Services to dwellings and other buildings	29	7 004	2 999	739	317
735	Miscellaneous equipment rental and leasing	19	5 620	2 079	328	91
736	Personnel supply services	13	10 684	7 487	1 176	878
737	Computer programming, data processing, and other computer related services	16	5 054	1 886	469	82
7371, 2, 3	Computer programming, prepackaged software, and integrated systems	11	2 577	936	234	33
7374, 5, 6	Data processing services	2	(D)	(D)	(D)	BB
7377, 8, 9	Computer rental and leasing, maintenance, and related services, n.e.c.	3	(D)	(D)	(D)	AA
738	Miscellaneous business services	30	6 688	2 475	436	335

Table 7a. Summary Statistics for Firms Subject to Federal Income Tax for Metropolitan Areas: 1992—Con.

[Includes only establishments with payroll. For meaning of abbreviations and symbols, see introductory text. For explanation of terms and comparability of 1987 and 1992 censuses, see appendix A. For definitions of CMSA's, MSA's, and PMSA's, see appendix D]

SIC code	Geographic area and kind of business or operation	Establishments (number)	Receipts (\$1,000)	Annual payroll (\$1,000)	First-quarter payroll (\$1,000)	Paid employees for pay period including March 12 (number)
DOTHAN, AL MSA—Con.						
75	Automotive repair, services, and parking	91	26 154	6 848	1 668	408
751	Automotive rental and leasing, without drivers	9	4 369	1 072	292	47
752	Automobile parking	1	(D)	(D)	(D)	AA
753	Automotive repair shops	75	21 235	5 596	1 331	336
7532	Top, body, and upholstery repair shops and paint shops	21	4 696	1 097	269	72
7538	General automotive repair shops	36	11 623	3 117	749	181
7533, 4, 6, 7, 9	Other automotive repair shops	18	4 916	1 382	313	83
754	Automotive services, except repair	6	(D)	(D)	(D)	AA
76	Miscellaneous repair services	57	12 035	3 434	781	209
762	Electrical repair shops	21	5 208	1 732	402	92
7622	Radio and television repair shops	8	858	206	53	20
7623, 9	Other electrical and electronic repair shops	13	4 350	1 526	349	72
763	Watch, clock, and jewelry repair	2	(D)	(D)	(D)	AA
764	Reupholstery and furniture repair	5	454	116	27	11
769	Miscellaneous repair and related services	29	(D)	(D)	(D)	BB
78, 79, 84	Amusement and recreation services, including motion pictures and museums	54	20 562	6 051	1 720	629
781, 2	Motion picture production, distribution, and services	4	914	286	161	91
783	Motion picture theaters	4	(D)	(D)	(D)	BB
784	Video tape rental	20	13 112	4 330	1 262	372
792	Theatrical producers (except motion picture), bands, orchestras, and entertainers	—	—	—	—	—
793	Bowling centers	1	(D)	(D)	(D)	AA
79 ex. 792, 3; 84	Commercial sports and other amusement and recreation services, including museums	25	3 833	1 007	195	100
80	Health services	220	272 176	135 378	26 241	3 838
801	Offices and clinics of doctors of medicine	111	125 524	77 055	12 719	1 175
802	Offices and clinics of dentists	46	16 981	6 612	1 389	271
803	Offices and clinics of doctors of osteopathy	1	(D)	(D)	(D)	AA
804	Offices and clinics of other health practitioners	36	11 500	3 329	719	173
805	Nursing and personal care facilities	4	9 047	4 460	1 040	386
806	Hospitals	2	(D)	(D)	(D)	GG
807, 8, 9	Other health services	20	(D)	(D)	(D)	CC
81	Legal services	66	19 255	5 011	981	201
823, 4, 9	Selected educational services	7	(D)	(D)	(D)	FF
83	Social services	47	(D)	(D)	(D)	EE
835	Child day care services	31	2 875	1 385	331	230
832, 3, 6, 9	Other social services	16	(D)	(D)	(D)	BB
87 ex. 8733	Engineering, accounting, research, management, and related services (except noncommercial research organizations)	87	31 148	12 997	2 722	490
871	Engineering, architectural, and surveying services	27	9 441	4 270	960	150
872	Accounting, auditing, and bookkeeping services	39	10 790	4 976	1 074	205
873 ex. 8733	Research, development, and testing services (except noncommercial research organizations)	9	5 116	1 717	370	74
874	Management and public relations services	12	5 801	2 034	318	61
89	Services, n.e.c.	3	(D)	(D)	(D)	AA
FLORENCE, AL MSA						
	Total	871	372 578	136 563	30 316	7 931
70 ex. 704	Hotels, rooming houses, camps, and other lodging places (except membership lodging)	17	(D)	(D)	(D)	EE
7011	Hotels and motels	15	8 980	2 415	540	312
7011 pt.	Hotels	5	4 132	1 035	250	109
7011 pt.	Motels, motor hotels, and tourist courts	10	4 848	1 380	290	203
702, 3	Other lodging places	2	(D)	(D)	(D)	AA
72	Personal services	137	29 365	9 927	2 337	903
721	Laundry, cleaning, and garment services	34	14 986	5 436	1 221	425
7211	Power laundries, family and commercial*	3	(D)	(D)	(D)	BB
7213	Linen supply*	1	(D)	(D)	(D)	BB
7215	Coin-operated laundries and drycleaning	7	415	76	20	15
7216	Drycleaning plants, except rug cleaning*	12	2 001	859	203	103
7217	Carpet and upholstery cleaning	5	434	159	39	33
7218	Industrial launderers*	1	(D)	(D)	(D)	CC
7212, 9	Other laundry, cleaning, and garment services*	5	598	247	59	29
722	Photographic studios, portrait	13	2 665	565	133	50
723, 4	Beauty and barber shops	63	3 980	1 449	358	197
723	Beauty shops	59	3 847	1 407	348	192
724	Barber shops	4	133	42	10	5
725	Shoe repair shops and shoeshine parlors	2	(D)	(D)	(D)	AA
726	Funeral service and crematories	8	5 535	1 912	413	90
729	Miscellaneous personal services	17	(D)	(D)	(D)	CC

Table 7a. Summary Statistics for Firms Subject to Federal Income Tax for Metropolitan Areas: 1992 — Con.

[Includes only establishments with payroll. For meaning of abbreviations and symbols, see introductory text. For explanation of terms and comparability of 1987 and 1992 censuses, see appendix A. For definitions of CMSA's, MSA's, and PMSA's, see appendix D]

SIC code	Geographic area and kind of business or operation	Establishments (number)	Receipts (\$1,000)	Annual payroll (\$1,000)	First-quarter payroll (\$1,000)	Paid employees for pay period including March 12 (number)
FLORENCE, AL MSA — Con.						
73	Business services	118	33 275	14 059	3 439	1 882
731	Advertising	5	1 083	339	78	21
732	Consumer credit reporting agencies, mercantile reporting agencies, and adjustment and collection agencies	3	(D)	(D)	(D)	AA
733	Mailing, reproduction, commercial art and photography, and stenographic services	8	937	219	34	14
734	Services to dwellings and other buildings	29	4 574	1 616	360	155
735	Miscellaneous equipment rental and leasing	22	9 317	2 172	504	118
736	Personnel supply services	9	4 902	3 698	1 001	898
737	Computer programming, data processing, and other computer related services	6	780	461	131	21
7371, 2, 3	Computer programming, prepackaged software, and integrated systems	5	(D)	(D)	(D)	AA
7374, 5, 6	Data processing services	—	—	—	—	—
7377, 8, 9	Computer rental and leasing, maintenance, and related services, n.e.c.	1	(D)	(D)	(D)	AA
738	Miscellaneous business services	36	(D)	(D)	(D)	FF
75	Automotive repair, services, and parking	95	32 334	8 472	1 732	496
751	Automotive rental and leasing, without drivers	3	(D)	(D)	(D)	AA
752	Automobile parking	1	(D)	(D)	(D)	AA
753	Automotive repair shops	80	28 277	7 272	1 466	328
7532	Top, body, and upholstery repair shops and paint shops	22	15 321	3 610	779	144
7538	General automotive repair shops	37	7 581	2 473	405	109
7533, 4, 6, 7, 9	Other automotive repair shops	21	5 375	1 189	282	75
754	Automotive services, except repair	11	2 691	898	198	145
76	Miscellaneous repair services	31	8 561	2 674	601	160
762	Electrical repair shops	10	2 744	973	233	73
7622	Radio and television repair shops	3	(D)	(D)	(D)	AA
7623, 9	Other electrical and electronic repair shops	7	(D)	(D)	(D)	BB
763	Watch, clock, and jewelry repair	—	—	—	—	—
764	Reupholstery and furniture repair	6	509	102	24	10
769	Miscellaneous repair and related services	15	5 308	1 599	344	77
78, 79, 84	Amusement and recreation services, including motion pictures and museums	50	10 231	2 392	494	317
781, 2	Motion picture production, distribution, and services	1	(D)	(D)	(D)	AA
783	Motion picture theaters	3	(D)	(D)	(D)	BB
784	Video tape rental	18	2 326	457	99	57
792	Theatrical producers (except motion picture), bands, orchestras, and entertainers	1	(D)	(D)	(D)	AA
793	Bowling centers	1	(D)	(D)	(D)	AA
79 ex. 792, 3; 84	Commercial sports and other amusement and recreation services, including museums	26	4 887	1 271	316	198
80	Health services	244	206 166	80 179	17 175	3 077
801	Offices and clinics of doctors of medicine	127	100 804	42 697	8 327	953
802	Offices and clinics of dentists	55	17 801	6 785	1 488	296
803	Offices and clinics of doctors of osteopathy	3	(D)	(D)	(D)	AA
804	Offices and clinics of other health practitioners	31	7 238	1 614	368	104
805	Nursing and personal care facilities	5	15 129	6 715	1 647	600
806	Hospitals	2	(D)	(D)	(D)	FF
807, 8, 9	Other health services	21	(D)	(D)	(D)	EE
81	Legal services	70	16 613	2 956	684	192
823, 4, 9	Selected educational services	4	(D)	(D)	(D)	AA
83	Social services	32	3 782	1 788	481	201
835	Child day care services	23	2 149	930	228	133
832, 3, 6, 9	Other social services	9	1 633	858	253	68
87 ex. 8733	Engineering, accounting, research, management, and related services (except noncommercial research organizations)	70	22 614	11 527	2 784	364
871	Engineering, architectural, and surveying services	23	(D)	(D)	(D)	CC
872	Accounting, auditing, and bookkeeping services	30	6 060	2 127	446	114
873 ex. 8733	Research, development, and testing services (except noncommercial research organizations)	1	(D)	(D)	(D)	AA
874	Management and public relations services	16	10 497	6 616	1 644	127
89	Services, n.e.c.	3	(D)	(D)	(D)	AA

Table 7a. Summary Statistics for Firms Subject to Federal Income Tax for Metropolitan Areas: 1992—Con.

[Includes only establishments with payroll. For meaning of abbreviations and symbols, see introductory text. For explanation of terms and comparability of 1987 and 1992 censuses, see appendix A. For definitions of CMSA's, MSA's, and PMSA's, see appendix D]

SIC code	Geographic area and kind of business or operation	Establishments (number)	Receipts (\$1,000)	Annual payroll (\$1,000)	First-quarter payroll (\$1,000)	Paid employees for pay period including March 12 (number)
GADSDEN, AL MSA						
	Total	535	252 795	102 346	22 794	5 472
70 ex. 704	Hotels, rooming houses, camps, and other lodging places (except membership lodging)	10	(D)	(D)	(D)	CC
7011	Hotels and motels	9	4 706	1 175	258	120
7011 pt.	Hotels	1	(D)	(D)	(D)	BB
7011 pt.	Motels, motor hotels, and tourist courts	8	(D)	(D)	(D)	BB
702, 3	Other lodging places	1	(D)	(D)	(D)	AA
72	Personal services	68	11 683	3 564	877	385
721	Laundry, cleaning, and garment services	20	4 035	1 166	259	103
7211	Power laundries, family and commercial*	—	—	—	—	—
7213	Linen supply*	—	—	—	—	—
7215	Coin-operated laundries and drycleaning	4	(D)	(D)	(D)	AA
7216	Drycleaning plants, except rug cleaning*	13	1 875	798	168	78
7217	Carpet and upholstery cleaning	2	(D)	(D)	(D)	AA
7218	Industrial laundriers*	1	(D)	(D)	(D)	AA
7212, 9	Other laundry, cleaning, and garment services*	—	—	—	—	—
722	Photographic studios, portrait	6	788	139	35	23
723, 4	Beauty and barber shops	29	1 945	858	210	115
723	Beauty shops	28	(D)	(D)	(D)	CC
724	Barber shops	1	(D)	(D)	(D)	AA
725	Shoe repair shops and shoeshine parlors	2	(D)	(D)	(D)	AA
726	Funeral service and crematories	2	(D)	(D)	(D)	BB
729	Miscellaneous personal services	9	(D)	(D)	(D)	CC
73	Business services	53	17 938	7 358	1 641	769
731	Advertising	1	(D)	(D)	(D)	AA
732	Consumer credit reporting agencies, mercantile reporting agencies, and adjustment and collection agencies	2	(D)	(D)	(D)	AA
733	Mailing, reproduction, commercial art and photography, and stenographic services	4	1 502	336	103	25
734	Services to dwellings and other buildings	12	1 501	584	136	67
735	Miscellaneous equipment rental and leasing	8	3 376	930	235	57
736	Personnel supply services	5	3 333	2 615	326	282
737	Computer programming, data processing, and other computer related services	3	(D)	(D)	(D)	CC
7371, 2, 3	Computer programming, prepackaged software, and integrated systems	1	(D)	(D)	(D)	AA
7374, 5, 6	Data processing services	1	(D)	(D)	(D)	CC
7377, 8, 9	Computer rental and leasing, maintenance, and related services, n.e.c.	1	(D)	(D)	(D)	AA
738	Miscellaneous business services	18	(D)	(D)	(D)	CC
75	Automotive repair, services, and parking	69	15 177	3 236	724	234
751	Automotive rental and leasing, without drivers	7	3 292	299	69	19
752	Automobile parking	—	—	—	—	—
753	Automotive repair shops	48	9 725	2 372	514	155
7532	Top, body, and upholstery repair shops and paint shops	13	4 169	969	208	68
7538	General automotive repair shops	18	2 374	490	114	37
7533, 4, 6, 7, 9	Other automotive repair shops	17	3 182	913	192	50
754	Automotive services, except repair	14	2 160	565	141	60
76	Miscellaneous repair services	20	3 796	1 187	322	89
762	Electrical repair shops	8	1 490	506	168	42
7622	Radio and television repair shops	3	143	34	9	4
7623, 9	Other electrical and electronic repair shops	5	1 347	472	159	38
763	Watch, clock, and jewelry repair	—	—	—	—	—
764	Reupholstery and furniture repair	2	(D)	(D)	(D)	AA
769	Miscellaneous repair and related services	10	(D)	(D)	(D)	BB
78, 79, 84	Amusement and recreation services, including motion pictures and museums	35	8 199	2 786	636	202
781, 2	Motion picture production, distribution, and services	1	(D)	(D)	(D)	AA
783	Motion picture theaters	2	(D)	(D)	(D)	BB
784	Video tape rental	10	1 722	376	93	47
792	Theatrical producers (except motion picture), bands, orchestras, and entertainers	1	(D)	(D)	(D)	AA
793	Bowling centers	1	(D)	(D)	(D)	AA
79 ex. 792, 3, 84	Commercial sports and other amusement and recreation services, including museums	20	3 991	1 810	403	100
80	Health services	179	159 992	68 279	14 926	2 708
801	Offices and clinics of doctors of medicine	86	63 175	34 044	6 944	674
802	Offices and clinics of dentists	45	12 194	3 876	796	198
803	Offices and clinics of doctors of osteopathy	1	(D)	(D)	(D)	AA
804	Offices and clinics of other health practitioners	20	6 150	3 251	508	108
805	Nursing and personal care facilities	7	21 049	9 801	2 665	839
806	Hospitals	2	(D)	(D)	(D)	FF
807, 8, 9	Other health services	18	(D)	(D)	(D)	CC
81	Legal services	41	14 919	6 188	1 602	182
823, 4, 9	Selected educational services	3	(D)	(D)	(D)	BB

Table 7a. Summary Statistics for Firms Subject to Federal Income Tax for Metropolitan Areas: 1992—Con.

[Includes only establishments with payroll. For meaning of abbreviations and symbols, see introductory text. For explanation of terms and comparability of 1987 and 1992 censuses, see appendix A. For definitions of CMSA's, MSA's, and PMSA's, see appendix D]

SIC code	Geographic area and kind of business or operation	Establishments (number)	Receipts (\$1,000)	Annual payroll (\$1,000)	First-quarter payroll (\$1,000)	Paid employees for pay period including March 12 (number)
GADSDEN, AL MSA—Con.						
83	Social services	13	(D)	(D)	(D)	BB
835	Child day care services	9	(D)	(D)	(D)	BB
832, 3, 6, 9	Other social services	4	(D)	(D)	(D)	BB
87 ex. 8733	Engineering, accounting, research, management, and related services (except noncommercial research organizations)	43	13 381	7 262	1 559	680
871	Engineering, architectural, and surveying services	12	2 870	1 213	233	61
872	Accounting, auditing, and bookkeeping services	18	3 611	2 102	378	74
873 ex. 8733	Research, development, and testing services (except noncommercial research organizations)	—	—	—	—	—
874	Management and public relations services	13	6 900	3 947	948	545
89	Services, n.e.c.	1	(D)	(D)	(D)	AA
HUNTSVILLE, AL MSA						
	Total	2 168	2 367 483	911 848	208 553	33 322
70 ex. 704	Hotels, rooming houses, camps, and other lodging places (except membership lodging)	50	(D)	(D)	(D)	GG
7011	Hotels and motels	48	53 819	14 556	3 411	1 491
7011 pt.	Hotels	15	32 022	9 561	2 291	940
7011 pt.	Hotels, 25 guestrooms or more	14	(D)	(D)	(D)	FF
7011 pt.	Hotels, less than 25 guestrooms	1	(D)	(D)	(D)	AA
7011 pt.	Motels, motor hotels, and tourist courts	33	21 797	4 995	1 120	551
7011 pt.	Motels, tourist courts	29	16 883	3 671	808	425
7011 pt.	Motor hotels	4	4 914	1 324	312	126
702, 3	Other lodging places	2	(D)	(D)	(D)	AA
702	Rooming and boarding houses	—	—	—	—	—
703	Camps and recreational vehicle parks	2	(D)	(D)	(D)	AA
72	Personal services	227	41 310	14 301	3 355	1 362
721	Laundry, cleaning, and garment services	55	13 893	5 288	1 192	463
7211	Power laundries, family and commercial*	6	2 126	940	202	80
7213	Linen supply*	—	—	—	—	—
7215	Coin-operated laundries and drycleaning	7	1 154	214	45	23
7216	Drycleaning plants, except rug cleaning*	24	8 443	3 557	808	303
7217	Carpet and upholstery cleaning	9	1 474	389	96	42
7218	Industrial launderers*	—	—	—	—	—
7212, 9	Other laundry, cleaning, and garment services*	9	696	188	41	15
7212	Garment pressing, and agents for laundries and drycleaners	—	—	—	—	—
7219	Laundry and garment services, n.e.c.*	9	696	188	41	15
722	Photographic studios, portrait	17	4 328	787	167	79
723, 4	Beauty and barber shops	105	11 389	5 194	1 212	464
723	Beauty shops	101	(D)	(D)	(D)	EE
724	Barber shops	4	(D)	(D)	(D)	AA
725	Shoe repair shops and shoeshine parlors	4	614	168	39	14
726	Funeral service and crematories	12	5 892	1 407	335	81
729	Miscellaneous personal services	34	5 194	1 457	410	261
7291	Tax return preparation services	6	(D)	(D)	(D)	CC
7299	Miscellaneous personal services, n.e.c.	28	(D)	(D)	(D)	CC
73	Business services	396	750 039	245 113	55 367	9 489
731	Advertising	13	6 070	1 834	430	70
7311	Advertising agencies	10	(D)	(D)	(D)	BB
7312	Outdoor advertising services	2	(D)	(D)	(D)	AA
7313	Radio, television, publishers' advertising representatives	1	(D)	(D)	(D)	AA
7319	Advertising, n.e.c.	—	—	—	—	—
732	Consumer credit reporting agencies, mercantile reporting agencies, and adjustment and collection agencies	4	(D)	(D)	(D)	BB
7322	Adjustment and collection services	2	(D)	(D)	(D)	AA
7323	Credit reporting services	2	(D)	(D)	(D)	BB
733	Mailing, reproduction, commercial art and photography, and stenographic services	22	10 089	2 329	575	141
7331	Direct mail advertising services	2	(D)	(D)	(D)	AA
7334	Photocopying and duplicating services	7	6 581	1 837	468	105
7335, 6	Commercial photography, art, and graphics	9	1 109	254	53	20
7335	Commercial photography	3	316	51	17	8
7336	Commercial art and graphic design	6	793	203	36	12
7338	Secretarial and court reporting services	4	(D)	(D)	(D)	AA
734	Services to dwellings and other buildings	77	19 080	8 627	1 960	1 065
7342	Disinfecting and pest control services	16	8 398	2 920	640	143
7349	Building cleaning and maintenance services, n.e.c.	61	10 682	5 707	1 320	922
735	Miscellaneous equipment rental and leasing	37	22 647	5 635	1 277	265
7352	Medical equipment rental and leasing	4	2 027	459	111	32
7353	Heavy construction equipment rental and leasing	7	5 992	1 428	351	57
7359	Equipment rental and leasing, n.e.c.	26	14 628	3 748	815	176
736	Personnel supply services	44	51 757	32 401	5 987	2 239
7361	Employment agencies	16	2 250	780	208	58
7363	Help supply services	28	49 507	31 621	5 779	2 181
7363 pt.	Temporary help supply	26	(D)	(D)	(D)	GG
7363 pt.	Help supply, except temporary	2	(D)	(D)	(D)	CC

Table 7a. Summary Statistics for Firms Subject to Federal Income Tax for Metropolitan Areas: 1992—Con.

[Includes only establishments with payroll. For meaning of abbreviations and symbols, see introductory text. For explanation of terms and comparability of 1987 and 1992 censuses, see appendix A. For definitions of CMSA's, MSA's, and PMSA's, see appendix D]

SIC code	Geographic area and kind of business or operation	Establishments (number)	Receipts (\$1,000)	Annual payroll (\$1,000)	First-quarter payroll (\$1,000)	Paid employees for pay period including March 12 (number)
HUNTSVILLE, AL MSA—Con.						
73	Business services—Con.					
737	Computer programming, data processing, and other computer related services -----	119	592 619	174 616	40 501	4 504
7371, 2, 3	Computer programming, prepackaged software, and integrated systems -----	80	357 882	103 677	23 338	2 503
7371	Computer programming services -----	53	119 933	45 730	10 162	1 149
7372	Prepackaged software -----	14	(D)	(D)	(D)	CC
7373	Computer integrated systems -----	13	(D)	(D)	(D)	GG
7374, 5, 6	Data processing services -----	17	222 361	67 308	16 163	1 893
7374, 5	Computer processing, information retrieval -----	15	(D)	(D)	(D)	FF
7376	Computer facilities management services -----	2	(D)	(D)	(D)	GG
7377, 8, 9	Computer rental and leasing, maintenance, and related services, n.e.c. -----	22	12 376	3 631	1 000	108
7377	Computer rental and leasing -----	2	(D)	(D)	(D)	AA
7378	Computer maintenance and repair -----	8	4 262	1 354	445	56
7379	Computer related services, n.e.c. -----	12	(D)	(D)	(D)	BB
738	Miscellaneous business services -----	80	(D)	(D)	(D)	GG
7381, 2	Detective agencies and protective services -----	21	8 577	4 870	1 298	460
7381	Detective, guard, and armored car services -----	18	6 304	4 160	1 143	422
7382	Security systems services -----	3	2 273	710	155	38
7383	News syndicates -----	—	—	—	—	—
7384	Photofinishing laboratories* -----	4	2 333	835	195	41
7389	Business services, n.e.c. -----	55	(D)	(D)	(D)	FF
7389 pt.	Sign painting shops -----	4	736	173	42	14
7389 pt.	Interior designing -----	7	1 746	226	47	14
7389 pt.	Telephone answering services -----	4	(D)	(D)	(D)	BB
7389 pt.	Other business services -----	40	31 614	12 628	2 763	592
75	Automotive repair, services, and parking -----	204	65 458	16 436	4 249	1 027
751	Automotive rental and leasing, without drivers -----	20	17 427	2 462	538	177
7513	Truck rental and leasing, without drivers -----	5	(D)	(D)	(D)	BB
7514, 5	Passenger car rental and leasing -----	15	(D)	(D)	(D)	CC
7514	Passenger car rental -----	14	14 224	2 100	450	151
7515	Passenger car leasing -----	1	(D)	(D)	(D)	AA
7519	Utility trailer and recreational vehicle rental -----	—	—	—	—	—
752	Automobile parking -----	—	—	—	—	—
753	Automotive repair shops -----	163	40 174	11 198	2 615	663
7532	Top, body, and upholstery repair shops and paint shops -----	39	11 638	3 500	879	208
7532 pt.	Top and body repair shops -----	34	10 584	3 137	808	186
7532 pt.	Paint shops -----	5	1 054	363	71	22
7538	General automotive repair shops -----	85	19 450	5 203	1 180	317
7538 pt.	General automotive repair shops, except diesel -----	79	16 276	4 127	962	252
7538 pt.	Diesel repair shops -----	6	3 174	1 076	218	65
7533, 4, 6, 7, 9	Other automotive repair shops -----	39	9 086	2 495	556	138
7533	Automotive exhaust system repair shops -----	6	1 797	450	94	25
7534	Tire retreading and repair shops -----	2	(D)	(D)	(D)	AA
7536	Automotive glass replacement shops -----	7	1 189	240	54	18
7537	Automotive transmission repair shops -----	11	2 007	578	131	34
7539	Automotive repair shops, n.e.c. -----	13	(D)	(D)	(D)	BB
7539 pt.	Radiator repair -----	4	(D)	(D)	(D)	AA
7539 pt.	Brake, front end, and wheel alignment -----	6	1 985	640	143	28
7539 pt.	Automotive electrical and fuel system services -----	3	970	368	82	17
7539 pt.	Other automotive repair shops, n.e.c. -----	—	—	—	—	—
754	Automotive services, except repair -----	21	7 857	2 776	1 096	187
7542	Carwashes -----	15	7 087	2 584	1 050	172
7549	Automotive services, except repair and carwashes -----	6	770	192	46	15
76	Miscellaneous repair services -----	75	24 957	8 413	1 976	472
762	Electrical repair shops -----	33	15 470	5 672	1 307	298
7622	Radio and television repair shops -----	8	2 158	700	173	41
7623, 9	Other electrical and electronic repair shops -----	25	13 312	4 972	1 134	257
7623	Refrigeration and air-conditioning service and repair shops -----	8	1 941	445	106	19
7629	Electrical and electronic repair shops, n.e.c. -----	17	11 371	4 527	1 028	238
763	Watch, clock, and jewelry repair -----	1	(D)	(D)	(D)	AA
764	Reupholstery and furniture repair -----	11	1 388	387	94	38
769	Miscellaneous repair and related services -----	30	(D)	(D)	(D)	CC
7692	Welding repair -----	2	(D)	(D)	(D)	AA
7694	Armature rewinding shops -----	4	1 525	444	107	26
7699	Repair shops and related services, n.e.c. -----	24	(D)	(D)	(D)	BB
78, 79, 84	Amusement and recreation services, including motion pictures and museums -----	112	33 803	7 762	1 771	776
781, 2	Motion picture production, distribution, and services -----	4	2 101	781	204	30
783	Motion picture theaters -----	3	(D)	(D)	(D)	BB
7832	Motion picture theaters, except drive-in -----	3	(D)	(D)	(D)	BB
7833	Drive-in motion picture theaters -----	—	—	—	—	—
784	Video tape rental -----	30	5 225	815	211	119
792	Theatrical producers (except motion picture), bands, orchestras, and entertainers -----	—	—	—	—	—
7922	Theatrical producers (except motion picture) and miscellaneous theatrical services -----	—	—	—	—	—
7929	Bands, orchestras, actors, and other entertainers and entertainment groups -----	—	—	—	—	—
793	Bowling centers -----	3	(D)	(D)	(D)	BB

Table 7a. Summary Statistics for Firms Subject to Federal Income Tax for Metropolitan Areas: 1992—Con.

[Includes only establishments with payroll. For meaning of abbreviations and symbols, see introductory text. For explanation of terms and comparability of 1987 and 1992 censuses, see appendix A. For definitions of CMSA's, MSA's, and PMSA's, see appendix D]

SIC code	Geographic area and kind of business or operation	Establishments (number)	Receipts (\$1,000)	Annual payroll (\$1,000)	First-quarter payroll (\$1,000)	Paid employees for pay period including March 12 (number)
HUNTSVILLE, AL MSA—Con.						
78, 79, 84	Amusement and recreation services, including motion pictures and museums—Con.					
79 ex. 792, 3; 84	Commercial sports and other amusement and recreation services, including museums -----	72	20 920	5 287	1 161	521
794	Commercial sports -----	2	(D)	(D)	(D)	BB
7941	Professional sports clubs, managers, promoters -----	1	(D)	(D)	(D)	BB
7948	Racing, including track operation -----	1	(D)	(D)	(D)	AA
79 ex. 792, 3, 4; 84	Other amusement and recreation services, including museums ----	70	(D)	(D)	(D)	EE
791	Dance studios, schools, and halls -----	12	1 715	437	101	73
7991	Physical fitness facilities -----	14	1 921	835	189	128
7992	Public golf courses -----	7	2 504	658	92	36
7993	Coin-operated amusement devices -----	7	3 189	591	151	36
7996	Amusement parks -----	2	(D)	(D)	(D)	BB
7997	Membership sports and recreation clubs -----	5	1 558	446	101	36
7999, 84	Amusement and recreation services, including museums, n.e.c. -	23	(D)	(D)	(D)	CC
7999 pt.	Concession operators of amusement devices and rides -----	5	(D)	(D)	(D)	--
7999 pt.	Carnivals, circuses, and fairs -----	1	(D)	(D)	(D)	AA
7999 pt., 84	Other recreation and amusements, including museums -----	22	(D)	(D)	(D)	CC
80	Health services -----	533	457 113	191 125	40 602	6 543
801	Offices and clinics of doctors of medicine -----	250	177 716	94 536	18 650	1 708
8011 pt.	Offices of doctors of medicine -----	247	(D)	(D)	(D)	GG
8011 pt.	General medical clinics -----	3	(D)	(D)	(D)	BB
802	Offices and clinics of dentists -----	128	44 473	15 917	3 481	710
803	Offices and clinics of doctors of osteopathy -----	3	(D)	(D)	(D)	AA
804	Offices and clinics of other health practitioners -----	72	20 431	5 313	1 176	278
8041	Offices and clinics of chiropractors -----	33	8 539	1 904	478	112
8042	Offices and clinics of optometrists -----	16	5 053	1 199	232	61
8043	Offices and clinics of podiatrists -----	5	2 910	1 304	281	50
8049	Offices and clinics of health practitioners, n.e.c. -----	18	3 929	906	185	55
805	Nursing and personal care facilities -----	10	25 333	11 467	2 788	996
8051	Skilled nursing care facilities -----	8	(D)	(D)	(D)	FF
8052	Intermediate care facilities -----	2	(D)	(D)	(D)	BB
8059	Nursing and personal care facilities, n.e.c. -----	--	--	--	--	--
806	Hospitals -----	5	123 641	38 664	9 724	1 785
8062	General medical and surgical hospitals -----	3	(D)	(D)	(D)	GG
8063, 9	Specialty hospitals -----	2	(D)	(D)	(D)	CC
807, 8, 9	Other health services -----	65	(D)	(D)	(D)	GG
807	Medical and dental laboratories -----	36	41 100	14 680	2 787	475
8071	Medical laboratories -----	17	31 904	10 577	1 881	285
8072	Dental laboratories -----	19	9 196	4 103	906	190
808	Home health care services -----	16	13 261	7 110	1 282	458
809	Miscellaneous health and allied services, n.e.c. -----	13	(D)	(D)	(D)	CC
8092	Kidney dialysis centers -----	3	(D)	(D)	(D)	BB
8093	Specialty outpatient facilities, n.e.c. -----	9	5 170	1 878	376	76
8099	Health and allied services, n.e.c. -----	1	(D)	(D)	(D)	AA
81	Legal services -----	124	52 965	24 064	5 108	688
823, 4, 9	Selected educational services -----	13	(D)	(D)	(D)	BB
823	Libraries -----	--	--	--	--	--
824	Vocational schools -----	5	610	173	58	20
829	Schools and educational services, n.e.c. -----	8	(D)	(D)	(D)	BB
83	Social services -----	63	8 839	3 904	861	440
835	Child day care services -----	42	6 018	2 872	627	376
832, 3, 6, 9	Other social services -----	21	2 821	1 032	234	64
87 ex. 8733	Engineering, accounting, research, management, and related services (except noncommercial research organizations) -----	355	872 975	384 065	91 453	10 913
871	Engineering, architectural, and surveying services -----	175	427 659	191 102	45 627	4 559
8711	Engineering services -----	143	410 836	184 401	44 089	4 261
8712	Architectural services -----	19	12 077	4 524	1 042	187
8713	Surveying services -----	13	4 746	2 177	496	111
872	Accounting, auditing, and bookkeeping services -----	71	17 573	8 538	1 997	342
873 ex. 8733	Research, development, and testing services (except noncommercial research organizations) -----	47	176 271	83 435	20 509	2 035
8731	Commercial physical and biological research -----	31	128 983	62 499	14 734	1 451
8732	Commercial economic, sociological, and educational research ----	4	(D)	(D)	(D)	BB
8734	Testing laboratories -----	12	(D)	(D)	(D)	FF
874	Management and public relations services -----	62	251 472	100 990	23 320	3 977
8741	Management services -----	18	7 157	4 479	1 012	190
8742	Management consulting services -----	23	13 872	6 029	1 020	168
8743	Public relations services -----	1	(D)	(D)	(D)	AA
8744	Facilities support management services -----	8	(D)	(D)	(D)	HH
8748	Business consulting services, n.e.c. -----	12	(D)	(D)	(D)	BB
89	Services, n.e.c. -----	16	(D)	(D)	(D)	BB

Table 7a. Summary Statistics for Firms Subject to Federal Income Tax for Metropolitan Areas: 1992 — Con.

[Includes only establishments with payroll. For meaning of abbreviations and symbols, see introductory text. For explanation of terms and comparability of 1987 and 1992 censuses, see appendix A. For definitions of CMSA's, MSA's, and PMSA's, see appendix D]

SIC code	Geographic area and kind of business or operation	Establishments (number)	Receipts (\$1,000)	Annual payroll (\$1,000)	First-quarter payroll (\$1,000)	Paid employees for pay period including March 12 (number)
	MOBILE, AL MSA					
	Total -----	3 075	1 601 805	633 891	139 901	33 531
70 ex. 704	Hotels, rooming houses, camps, and other lodging places (except membership lodging) -----	73	102 745	26 825	6 202	2 674
7011	Hotels and motels -----	67	99 918	26 131	6 032	2 610
7011 pt.	Hotels -----	21	66 892	18 775	4 386	1 817
7011 pt.	Hotels, 25 guestrooms or more -----	18	(D)	(D)	(D)	GG
7011 pt.	Hotels, less than 25 guestrooms -----	3	(D)	(D)	(D)	AA
7011 pt.	Motels, motor hotels, and tourist courts -----	46	33 026	7 356	1 646	793
7011 pt.	Motels, tourist courts -----	43	(D)	(D)	(D)	FF
7011 pt.	Motor hotels -----	3	(D)	(D)	(D)	CC
702, 3	Other lodging places -----	6	2 827	694	170	64
702	Rooming and boarding houses -----	1	(D)	(D)	(D)	AA
703	Camps and recreational vehicle parks -----	5	(D)	(D)	(D)	BB
72	Personal services -----	324	69 718	23 300	5 567	2 044
721	Laundry, cleaning, and garment services -----	104	28 757	10 183	2 432	854
7211	Power laundries, family and commercial* -----	5	1 038	360	90	39
7213	Linen supply* -----	2	(D)	(D)	(D)	AA
7215	Coin-operated laundries and drycleaning -----	19	1 913	631	121	66
7216	Drycleaning plants, except rug cleaning* -----	46	11 979	4 298	1 089	449
7217	Carpet and upholstery cleaning -----	16	1 495	585	139	66
7218	Industrial laundriers* -----	6	9 354	3 498	848	199
7212, 9	Other laundry, cleaning, and garment services* -----	10	(D)	(D)	(D)	AA
7212	Garment pressing, and agents for laundries and drycleaners -----	1	(D)	(D)	(D)	AA
7219	Laundry and garment services, n.e.c.* -----	9	(D)	(D)	(D)	AA
722	Photographic studios, portrait -----	28	11 704	2 194	540	177
723, 4	Beauty and barber shops -----	128	11 600	4 632	1 103	486
723	Beauty shops -----	121	11 140	4 465	1 065	470
724	Barber shops -----	7	460	167	38	16
725	Shoe repair shops and shoeshine parlors -----	5	290	100	31	9
726	Funeral service and crematories -----	20	11 716	4 227	883	214
729	Miscellaneous personal services -----	39	5 651	1 964	578	304
7291	Tax return preparation services -----	8	1 597	627	220	125
7299	Miscellaneous personal services, n.e.c. -----	31	4 054	1 337	358	179
73	Business services -----	539	249 151	107 740	25 108	9 078
731	Advertising -----	21	11 155	4 015	1 042	147
7311	Advertising agencies -----	17	(D)	(D)	(D)	CC
7312	Outdoor advertising services -----	1	(D)	(D)	(D)	BB
7313	Radio, television, publishers' advertising representatives -----	3	(D)	(D)	(D)	AA
7319	Advertising, n.e.c. -----	-	-	-	-	-
732	Consumer credit reporting agencies, mercantile reporting agencies, and adjustment and collection agencies -----	17	13 047	4 791	1 163	260
7322	Adjustment and collection services -----	15	(D)	(D)	(D)	CC
7323	Credit reporting services -----	2	(D)	(D)	(D)	BB
733	Mailing, reproduction, commercial art and photography, and stenographic services -----	27	6 677	2 167	451	90
7331	Direct mail advertising services -----	5	696	163	34	15
7334	Photocopying and duplicating services -----	9	4 177	1 334	262	43
7335, 6	Commercial photography, art, and graphics -----	5	455	80	19	6
7335	Commercial photography -----	2	(D)	(D)	(D)	AA
7336	Commercial art and graphic design -----	3	(D)	(D)	(D)	AA
7338	Secretarial and court reporting services -----	8	1 349	590	136	26
734	Services to dwellings and other buildings -----	126	26 763	10 632	2 608	1 308
7342	Disinfecting and pest control services -----	41	12 521	4 076	990	238
7349	Building cleaning and maintenance services, n.e.c. -----	85	14 242	6 556	1 618	1 070
735	Miscellaneous equipment rental and leasing -----	73	39 065	8 530	2 043	575
7352	Medical equipment rental and leasing -----	11	4 598	1 030	266	63
7353	Heavy construction equipment rental and leasing -----	5	3 640	744	186	25
7359	Equipment rental and leasing, n.e.c. -----	57	30 827	6 756	1 591	487
736	Personnel supply services -----	54	53 135	39 019	8 631	4 041
7361	Employment agencies -----	13	1 888	885	212	70
7363	Help supply services -----	41	51 247	38 134	8 419	3 971
7363 pt.	Temporary help supply -----	26	38 865	28 822	6 673	3 427
7363 pt.	Help supply, except temporary -----	15	12 382	9 312	1 746	544
737	Computer programming, data processing, and other computer related services -----	70	47 406	16 297	3 689	473
7371, 2, 3	Computer programming, prepackaged software, and integrated systems -----	47	27 893	12 154	2 649	335
7371	Computer programming services -----	26	(D)	(D)	(D)	CC
7372	Prepackaged software -----	8	(D)	(D)	(D)	BB
7373	Computer integrated systems -----	13	14 808	6 611	1 184	140
7374, 5, 6	Data processing services -----	8	(D)	(D)	(D)	BB
7374, 5	Computer processing, information retrieval -----	8	(D)	(D)	(D)	BB
7376	Computer facilities management services -----	-	-	-	-	-
7377, 8, 9	Computer rental and leasing, maintenance, and related services, n.e.c. -----	15	(D)	(D)	(D)	BB
7377	Computer rental and leasing -----	-	-	-	-	-
7378	Computer maintenance and repair -----	10	8 622	1 353	327	44
7379	Computer related services, n.e.c. -----	5	(D)	(D)	(D)	AA

Table 7a. Summary Statistics for Firms Subject to Federal Income Tax for Metropolitan Areas: 1992 — Con.

[Includes only establishments with payroll. For meaning of abbreviations and symbols, see introductory text. For explanation of terms and comparability of 1987 and 1992 censuses, see appendix A. For definitions of CMSA's, MSA's, and PMSA's, see appendix D]

SIC code	Geographic area and kind of business or operation	Establishments (number)	Receipts (\$1,000)	Annual payroll (\$1,000)	First-quarter payroll (\$1,000)	Paid employees for pay period including March 12 (number)
	MOBILE, AL MSA — Con.					
73	Business services—Con.					
738	Miscellaneous business services	151	51 903	22 289	5 481	2 184
7381, 2	Detective agencies and protective services	40	20 588	11 155	2 875	1 108
7381	Detective, guard, and armored car services	34	14 789	9 212	2 442	1 017
7382	Security systems services	6	5 799	1 943	433	91
7383	News syndicates	—	—	—	—	—
7384	Photofinishing laboratories*	17	(D)	(D)	(D)	CC
7389	Business services, n.e.c.	94	(D)	(D)	(D)	FF
7389 pt.	Sign painting shops	5	1 421	498	143	28
7389 pt.	Interior designing	14	3 492	626	131	36
7389 pt.	Telephone answering services	6	750	272	117	45
7389 pt.	Other business services	69	(D)	(D)	(D)	FF
75	Automotive repair, services, and parking	323	109 778	23 224	5 471	1 677
751	Automotive rental and leasing, without drivers	22	32 423	4 466	1 051	272
7513	Truck rental and leasing, without drivers	8	5 385	785	186	43
7514, 5	Passenger car rental and leasing	14	27 038	3 681	865	229
7514	Passenger car rental	14	27 038	3 681	865	229
7515	Passenger car leasing	—	—	—	—	—
7519	Utility trailer and recreational vehicle rental	—	—	—	—	—
752	Automobile parking	11	1 860	237	64	35
753	Automotive repair shops	256	66 520	16 087	3 815	951
7532	Top, body, and upholstery repair shops and paint shops	61	20 932	5 775	1 416	329
7532 pt.	Top and body repair shops	53	18 516	4 867	1 244	277
7532 pt.	Paint shops	8	2 416	908	172	52
7538	General automotive repair shops	138	25 264	5 741	1 338	360
7538 pt.	General automotive repair shops, except diesel	122	19 799	4 345	1 014	283
7538 pt.	Diesel repair shops	16	5 465	1 396	324	77
7533, 4, 6, 7, 9	Other automotive repair shops	57	20 324	4 571	1 061	262
7533	Automotive exhaust system repair shops	12	2 584	634	152	44
7534	Tire retreading and repair shops	3	(D)	(D)	(D)	BB
7536	Automotive glass replacement shops	11	4 947	1 036	257	65
7537	Automotive transmission repair shops	18	3 948	1 006	251	66
7539	Automotive repair shops, n.e.c.	13	(D)	(D)	(D)	BB
7539 pt.	Radiator repair	1	(D)	(D)	(D)	AA
7539 pt.	Brake, front end, and wheel alignment	4	588	102	26	7
7539 pt.	Automotive electrical and fuel system services	6	1 682	595	136	38
7539 pt.	Other automotive repair shops, n.e.c.	2	(D)	(D)	(D)	AA
754	Automotive services, except repair	34	8 975	2 434	541	419
7542	Carwashes	16	5 094	1 426	334	340
7549	Automotive services, except repair and carwashes	18	3 881	1 008	207	79
76	Miscellaneous repair services	190	86 590	29 012	6 856	1 463
762	Electrical repair shops	58	24 989	8 592	2 119	545
7622	Radio and television repair shops	18	2 495	607	148	66
7623, 9	Other electrical and electronic repair shops	40	22 944	7 985	1 971	479
7623	Refrigeration and air-conditioning service and repair shops	9	2 537	641	136	27
7629	Electrical and electronic repair shops, n.e.c.	31	19 957	7 344	1 835	452
763	Watch, clock, and jewelry repair	1	(D)	(D)	(D)	AA
764	Reupholstery and furniture repair	18	(D)	(D)	(D)	BB
769	Miscellaneous repair and related services	113	60 292	19 979	4 621	876
7692	Welding repair	9	1 853	508	133	31
7694	Armature rewinding shops	11	12 360	5 165	1 192	158
7699	Repair shops and related services, n.e.c.	93	46 079	14 306	3 296	687
78, 79, 84	Amusement and recreation services, including motion pictures and museums	184	60 715	12 926	3 040	1 478
781, 2	Motion picture production, distribution, and services	9	1 995	527	129	22
783	Motion picture theaters	7	(D)	(D)	(D)	CC
7832	Motion picture theaters, except drive-in	7	(D)	(D)	(D)	CC
7833	Drive-in motion picture theaters	—	—	—	—	—
784	Video tape rental	45	9 504	1 807	489	270
792	Theatrical producers (except motion picture), bands, orchestras, and entertainers	5	(D)	(D)	(D)	BB
7922	Theatrical producers (except motion picture) and miscellaneous theatrical services	1	(D)	(D)	(D)	AA
7929	Bands, orchestras, actors, and other entertainers and entertainment groups	4	(D)	(D)	(D)	AA
793	Bowling centers	6	2 794	684	179	89
79 ex. 792, 3, 84	Commercial sports and other amusement and recreation services, including museums	112	39 321	8 775	1 966	939
794	Commercial sports	8	(D)	(D)	(D)	EE
7941	Professional sports clubs, managers, promoters	1	(D)	(D)	(D)	AA
7948	Racing, including track operation	7	(D)	(D)	(D)	EE
79 ex. 792, 3, 4, 84	Other amusement and recreation services, including museums	104	(D)	(D)	(D)	FF
791	Dance studios, schools, and halls	15	1 504	439	111	66
7991	Physical fitness facilities	14	2 468	829	215	115
7992	Public golf courses	3	(D)	(D)	(D)	BB
7993	Coin-operated amusement devices	7	2 549	242	46	18
7996	Amusement parks	4	1 033	297	49	22
7997	Membership sports and recreation clubs	14	8 619	2 073	453	209
7999, 84	Amusement and recreation services, including museums, n.e.c.	47	7 562	1 386	215	144
7999 pt.	Concession operators of amusement devices and rides	—	—	—	—	—
7999 pt.	Carnivals, circuses, and fairs	4	(D)	(D)	(D)	AA
7999 pt., 84	Other recreation and amusements, including museums	43	(D)	(D)	(D)	CC

Table 7a. Summary Statistics for Firms Subject to Federal Income Tax for Metropolitan Areas: 1992 — Con.

[Includes only establishments with payroll. For meaning of abbreviations and symbols, see introductory text. For explanation of terms and comparability of 1987 and 1992 censuses, see appendix A. For definitions of CMSA's, MSA's, and PMSA's, see appendix D]

SIC code	Geographic area and kind of business or operation	Establishments (number)	Receipts (\$1,000)	Annual payroll (\$1,000)	First-quarter payroll (\$1,000)	Paid employees for pay period including March 12 (number)
MOBILE, AL MSA — Con.						
80	Health services -----	642	561 217	262 595	54 629	9 557
801	Offices and clinics of doctors of medicine -----	276	263 291	150 848	29 353	2 742
8011 pt.	Offices of doctors of medicine -----	273	255 471	147 694	28 636	2 531
8011 pt.	General medical clinics -----	3	7 820	3 154	717	211
802	Offices and clinics of dentists -----	160	53 177	18 807	3 785	802
803	Offices and clinics of doctors of osteopathy -----	4	1 329	549	132	12
804	Offices and clinics of other health practitioners -----	96	21 515	8 294	1 981	445
8041	Offices and clinics of chiropractors -----	38	6 137	1 855	469	143
8042	Offices and clinics of optometrists -----	18	2 604	638	150	43
8043	Offices and clinics of podiatrists -----	9	1 856	456	115	28
8049	Offices and clinics of health practitioners, n.e.c. -----	31	10 918	5 345	1 247	231
805	Nursing and personal care facilities -----	27	51 317	23 103	5 418	1 918
8051	Skilled nursing care facilities -----	19	48 287	22 269	5 229	1 813
8052	Intermediate care facilities -----	3	(D)	(D)	(D)	BB
8059	Nursing and personal care facilities, n.e.c. -----	5	(D)	(D)	(D)	BB
806	Hospitals -----	2	(D)	(D)	(D)	GG
8062	General medical and surgical hospitals -----	1	(D)	(D)	(D)	GG
8063, 9	Specialty hospitals -----	1	(D)	(D)	(D)	CC
807, 8, 9	Other health services -----	77	(D)	(D)	(D)	GG
807	Medical and dental laboratories -----	30	10 558	4 018	939	192
8071	Medical laboratories -----	10	8 055	2 994	692	126
8072	Dental laboratories -----	20	2 503	1 024	247	66
808	Home health care services -----	18	43 801	24 253	4 890	1 897
809	Miscellaneous health and allied services, n.e.c. -----	29	(D)	(D)	(D)	EE
8092	Kidney dialysis centers -----	4	(D)	(D)	(D)	BB
8093	Specialty outpatient facilities, n.e.c. -----	17	10 521	3 553	837	182
8099	Health and allied services, n.e.c. -----	8	3 777	1 112	238	45
81	Legal services -----	299	143 608	54 019	11 234	1 636
823, 4, 9	Selected educational services -----	15	6 876	2 660	783	183
823	Libraries -----	-	-	-	-	-
824	Vocational schools -----	10	5 802	2 438	721	152
829	Schools and educational services, n.e.c. -----	5	1 074	222	62	31
83	Social services -----	96	22 576	8 801	2 098	853
835	Child day care services -----	72	8 805	4 095	997	609
832, 3, 6, 9	Other social services -----	24	13 771	4 706	1 101	244
87 ex. 8733	Engineering, accounting, research, management, and related services (except noncommercial research organizations) -----	381	185 354	81 619	18 647	2 834
871	Engineering, architectural, and surveying services -----	119	103 439	48 357	11 103	1 454
8711	Engineering services -----	72	86 889	40 554	9 395	1 161
8712	Architectural services -----	25	9 697	4 069	934	114
8713	Surveying services -----	22	6 853	3 734	774	179
872	Accounting, auditing, and bookkeeping services -----	166	37 765	15 183	3 508	684
873 ex. 8733	Research, development, and testing services (except noncommercial research organizations) -----	13	15 358	5 643	1 236	212
8731	Commercial physical and biological research -----	2	(D)	(D)	(D)	AA
8732	Commercial economic, sociological, and educational research -----	-	-	-	-	-
8734	Testing laboratories -----	11	(D)	(D)	(D)	CC
874	Management and public relations services -----	83	28 792	12 436	2 800	484
8741	Management services -----	26	18 443	8 713	2 030	340
8742	Management consulting services -----	34	7 547	2 785	592	99
8743	Public relations services -----	10	1 572	488	107	20
8744	Facilities support management services -----	-	-	-	-	-
8748	Business consulting services, n.e.c. -----	13	1 230	450	71	25
89	Services, n.e.c. -----	9	3 477	1 170	266	54
MONTGOMERY, AL MSA						
	Total -----	2 009	1 165 993	460 345	100 084	21 545
70 ex. 704	Hotels, rooming houses, camps, and other lodging places (except membership lodging) -----	49	(D)	(D)	(D)	GG
7011	Hotels and motels -----	48	47 166	10 980	2 699	1 165
7011 pt.	Hotels -----	12	12 485	3 374	839	372
7011 pt.	Hotels, 25 guestrooms or more -----	12	12 485	3 374	839	372
7011 pt.	Hotels, less than 25 guestrooms -----	-	-	-	-	-
7011 pt.	Motels, motor hotels, and tourist courts -----	36	34 681	7 606	1 860	793
7011 pt.	Motels, tourist courts -----	26	14 908	2 687	626	345
7011 pt.	Motor hotels -----	10	19 773	4 919	1 234	448
702, 3	Other lodging places -----	1	(D)	(D)	(D)	AA
702	Rooming and boarding houses -----	-	-	-	-	-
703	Camps and recreational vehicle parks -----	1	(D)	(D)	(D)	AA

SERVICE INDUSTRIES—GEOGRAPHIC AREA SERIES

ALABAMA AL-77

Table 7a. Summary Statistics for Firms Subject to Federal Income Tax for Metropolitan Areas: 1992 — Con.

[Includes only establishments with payroll. For meaning of abbreviations and symbols, see introductory text. For explanation of terms and comparability of 1987 and 1992 censuses, see appendix A. For definitions of CMSA's, MSA's, and PMSA's, see appendix D]

SIC code	Geographic area and kind of business or operation	Establishments (number)	Receipts (\$1,000)	Annual payroll (\$1,000)	First-quarter payroll (\$1,000)	Paid employees for pay period including March 12 (number)
MONTGOMERY, AL MSA — Con.						
72	Personal services	243	56 571	19 668	5 012	1 788
721	Laundry, cleaning, and garment services	93	30 333	10 229	2 627	849
7211	Power laundries, family and commercial*	9	2 173	749	178	68
7213	Linen supply*	5	9 203	3 441	867	240
7215	Coin-operated laundries and drycleaning	13	1 229	243	50	27
7216	Drycleaning plants, except rug cleaning*	40	9 462	3 164	906	308
7217	Carpet and upholstery cleaning	13	2 299	638	135	77
7218	Industrial launderers*	1	(D)	(D)	(D)	BB
7212, 9	Other laundry, cleaning, and garment services*	12	(D)	(D)	(D)	BB
7212	Garment pressing, and agents for laundries and drycleaners	4	(D)	(D)	(D)	AA
7219	Laundry and garment services, n.e.c.*	8	(D)	(D)	(D)	BB
722	Photographic studios, portrait	16	4 674	1 231	266	93
723, 4	Beauty and barber shops	103	11 706	5 778	1 394	559
723	Beauty shops	97	11 083	5 456	1 322	533
724	Barber shops	6	623	322	72	26
725	Shoe repair shops and shoeshine parlors	5	341	78	16	9
726	Funeral service and crematories	11	6 981	1 713	460	100
729	Miscellaneous personal services	15	2 536	639	249	178
7291	Tax return preparation services	6	(D)	(D)	(D)	CC
7299	Miscellaneous personal services, n.e.c.	9	(D)	(D)	(D)	BB
73	Business services	309	189 865	69 912	16 203	4 930
731	Advertising	29	12 130	5 631	1 330	181
7311	Advertising agencies	21	6 566	3 353	844	113
7312	Outdoor advertising services	3	(D)	(D)	(D)	BB
7313	Radio, television, publishers' advertising representatives	4	(D)	(D)	(D)	BB
7319	Advertising, n.e.c.	1	(D)	(D)	(D)	AA
732	Consumer credit reporting agencies, mercantile reporting agencies, and adjustment and collection agencies	10	6 528	1 880	429	116
7322	Adjustment and collection services	8	(D)	(D)	(D)	BB
7323	Credit reporting services	2	(D)	(D)	(D)	BB
733	Mailing, reproduction, commercial art and photography, and stenographic services	18	5 572	2 337	516	107
7331	Direct mail advertising services	1	(D)	(D)	(D)	AA
7334	Photocopying and duplicating services	7	3 088	1 021	231	52
7335, 6	Commercial photography, art, and graphics	4	(D)	(D)	(D)	AA
7335	Commercial photography	1	(D)	(D)	(D)	AA
7336	Commercial art and graphic design	3	(D)	(D)	(D)	AA
7338	Secretarial and court reporting services	6	1 698	1 004	214	36
734	Services to dwellings and other buildings	73	15 697	6 067	1 413	764
7342	Disinfecting and pest control services	25	8 869	3 164	735	177
7349	Building cleaning and maintenance services, n.e.c.	48	6 828	2 903	678	587
735	Miscellaneous equipment rental and leasing	36	22 723	5 742	1 264	278
7352	Medical equipment rental and leasing	6	3 899	804	181	46
7353	Heavy construction equipment rental and leasing	6	4 678	1 216	285	49
7359	Equipment rental and leasing, n.e.c.	24	14 146	3 722	798	183
736	Personnel supply services	18	17 631	12 953	2 734	1 226
7361	Employment agencies	5	404	194	26	17
7363	Help supply services	13	17 227	12 759	2 708	1 209
7363 pt.	Temporary help supply	10	10 434	7 100	1 752	852
7363 pt.	Help supply, except temporary	3	6 793	5 659	956	357
737	Computer programming, data processing, and other computer related services	46	53 396	22 056	5 123	672
7371, 2, 3	Computer programming, prepackaged software, and integrated systems	28	35 067	17 224	4 029	508
7371	Computer programming services	24	31 826	15 826	3 727	467
7372	Prepackaged software	1	(D)	(D)	(D)	AA
7373	Computer integrated systems	3	(D)	(D)	(D)	BB
7374, 5, 6	Data processing services	10	(D)	(D)	(D)	CC
7374, 5	Computer processing, information retrieval	10	(D)	(D)	(D)	CC
7376	Computer facilities management services	—	—	—	—	—
7377, 8, 9	Computer rental and leasing, maintenance, and related services, n.e.c.	8	(D)	(D)	(D)	BB
7377	Computer rental and leasing	—	—	—	—	—
7378	Computer maintenance and repair	8	(D)	(D)	(D)	BB
7379	Computer related services, n.e.c.	—	—	—	—	—
738	Miscellaneous business services	79	56 188	13 246	3 394	1 586
7381, 2	Detective agencies and protective services	22	11 556	5 715	1 453	697
7381	Detective, guard, and armored car services	18	7 100	4 064	1 049	613
7382	Security systems services	4	4 456	1 651	404	84
7383	News syndicates	1	(D)	(D)	(D)	AA
7384	Photofinishing laboratories*	8	4 070	1 166	289	80
7389	Business services, n.e.c.	48	(D)	(D)	(D)	FF
7389 pt.	Sign painting shops	2	(D)	(D)	(D)	AA
7389 pt.	Interior designing	9	2 489	167	30	7
7389 pt.	Telephone answering services	4	1 127	657	184	74
7389 pt.	Other business services	33	(D)	(D)	(D)	FF

Table 7a. Summary Statistics for Firms Subject to Federal Income Tax for Metropolitan Areas: 1992 — Con.

[Includes only establishments with payroll. For meaning of abbreviations and symbols, see introductory text. For explanation of terms and comparability of 1987 and 1992 censuses, see appendix A. For definitions of CMSA's, MSA's, and PMSA's, see appendix D]

SIC code	Geographic area and kind of business or operation	Establishments (number)	Receipts (\$1,000)	Annual payroll (\$1,000)	First-quarter payroll (\$1,000)	Paid employees for pay period including March 12 (number)
MONTGOMERY, AL MSA — Con.						
75	Automotive repair, services, and parking	198	70 388	16 477	3 969	1 006
751	Automotive rental and leasing, without drivers	17	16 917	2 065	464	145
7513	Truck rental and leasing, without drivers	8	8 110	1 082	257	79
7514, 5	Passenger car rental and leasing	9	8 807	983	207	66
7514	Passenger car rental	7	(D)	(D)	(D)	BB
7515	Passenger car leasing	2	(D)	(D)	(D)	AA
7519	Utility trailer and recreational vehicle rental	—	—	—	—	—
752	Automobile parking	—	—	—	—	—
753	Automotive repair shops	158	45 821	12 121	2 878	687
7532	Top, body, and upholstery repair shops and paint shops	41	15 670	4 374	1 015	243
7532 pt.	Top and body repair shops	39	(D)	(D)	(D)	CC
7532 pt.	Paint shops	2	(D)	(D)	(D)	AA
7538	General automotive repair shops	78	16 562	4 294	1 038	266
7538 pt.	General automotive repair shops, except diesel	69	14 460	3 855	946	235
7538 pt.	Diesel repair shops	9	2 102	439	92	31
7533, 4, 6, 7, 9	Other automotive repair shops	39	13 589	3 453	825	178
7533	Automotive exhaust system repair shops	6	1 711	390	108	21
7534	Tire retreading and repair shops	2	(D)	(D)	(D)	AA
7536	Automotive glass replacement shops	8	3 678	1 092	259	48
7537	Automotive transmission repair shops	11	2 531	516	130	34
7539	Automotive repair shops, n.e.c.	12	(D)	(D)	(D)	BB
7539 pt.	Radiator repair	4	(D)	(D)	(D)	AA
7539 pt.	Brake, front end, and wheel alignment	5	1 540	464	122	31
7539 pt.	Automotive electrical and fuel system services	3	(D)	(D)	(D)	BB
7539 pt.	Other automotive repair shops, n.e.c.	—	—	—	—	—
754	Automotive services, except repair	23	7 650	2 291	627	174
7542	Carwashes	11	4 496	1 289	406	113
7549	Automotive services, except repair and carwashes	12	3 154	1 002	221	61
76	Miscellaneous repair services	83	26 364	8 677	1 937	506
762	Electrical repair shops	25	6 626	2 760	652	206
7622	Radio and television repair shops	7	1 093	421	85	22
7623, 9	Other electrical and electronic repair shops	18	5 533	2 339	567	184
7623	Refrigeration and air-conditioning service and repair shops	5	1 456	342	85	18
7629	Electrical and electronic repair shops, n.e.c.	13	4 077	1 997	482	166
763	Watch, clock, and jewelry repair	2	(D)	(D)	(D)	AA
764	Reupholstery and furniture repair	12	1 738	241	55	30
769	Miscellaneous repair and related services	44	(D)	(D)	(D)	EE
7692	Welding repair	3	474	98	13	9
7694	Armature rewinding shops	6	6 682	1 954	447	75
7699	Repair shops and related services, n.e.c.	35	(D)	(D)	(D)	CC
78, 79, 84	Amusement and recreation services, including motion pictures and museums	66	22 901	5 740	1 389	723
781, 2	Motion picture production, distribution, and services	3	(D)	(D)	(D)	AA
783	Motion picture theaters	7	(D)	(D)	(D)	CC
7832	Motion picture theaters, except drive-in	7	(D)	(D)	(D)	CC
7833	Drive-in motion picture theaters	—	—	—	—	—
784	Video tape rental	13	4 058	768	166	139
792	Theatrical producers (except motion picture), bands, orchestras, and entertainers	4	(D)	(D)	(D)	BB
7922	Theatrical producers (except motion picture) and miscellaneous theatrical services	—	—	—	—	—
7929	Bands, orchestras, actors, and other entertainers and entertainment groups	4	(D)	(D)	(D)	BB
793	Bowling centers	2	(D)	(D)	(D)	BB
79 ex. 792, 3; 84	Commercial sports and other amusement and recreation services, including museums	37	10 719	3 093	733	323
794	Commercial sports	2	(D)	(D)	(D)	AA
7941	Professional sports clubs, managers, promoters	1	(D)	(D)	(D)	AA
7948	Racing, including track operation	1	(D)	(D)	(D)	AA
79 ex. 792, 3, 4; 84	Other amusement and recreation services, including museums	35	(D)	(D)	(D)	EE
791	Dance studios, schools, and halls	5	423	103	39	15
7991	Physical fitness facilities	7	1 352	358	90	75
7992	Public golf courses	1	(D)	(D)	(D)	AA
7993	Coin-operated amusement devices	3	1 766	332	81	21
7996	Amusement parks	—	—	—	—	—
7997	Membership sports and recreation clubs	7	4 142	1 736	383	151
7999, 84	Amusement and recreation services, including museums, n.e.c.	12	(D)	(D)	(D)	BB
7999 pt.	Concession operators of amusement devices and rides	—	—	—	—	—
7999 pt.	Carnivals, circuses, and fairs	—	—	—	—	—
7999 pt., 84	Other recreation and amusements, including museums	12	(D)	(D)	(D)	BB

Table 7a. Summary Statistics for Firms Subject to Federal Income Tax for Metropolitan Areas: 1992 — Con.

[Includes only establishments with payroll. For meaning of abbreviations and symbols, see introductory text. For explanation of terms and comparability of 1987 and 1992 censuses, see appendix A. For definitions of CMSA's, MSA's, and PMSA's, see appendix D]

SIC code	Geographic area and kind of business or operation	Establishments (number)	Receipts (\$1,000)	Annual payroll (\$1,000)	First-quarter payroll (\$1,000)	Paid employees for pay period including March 12 (number)
MONTGOMERY, AL MSA — Con.						
80	Health services	491	501 727	210 771	44 880	7 422
801	Offices and clinics of doctors of medicine	263	232 957	108 400	21 283	2 077
8011 pt.	Offices of doctors of medicine	261	(D)	(D)	(D)	GG
8011 pt.	General medical clinics	2	(D)	(D)	(D)	CC
802	Offices and clinics of dentists	100	37 549	14 734	2 996	580
803	Offices and clinics of doctors of osteopathy	6	(D)	(D)	(D)	AA
804	Offices and clinics of other health practitioners	56	13 501	5 091	1 111	245
8041	Offices and clinics of chiropractors	19	2 179	512	109	35
8042	Offices and clinics of optometrists	15	3 476	986	187	54
8043	Offices and clinics of podiatrists	3	880	247	64	10
8049	Offices and clinics of health practitioners, n.e.c.	19	6 966	3 346	751	146
805	Nursing and personal care facilities	14	35 215	18 126	4 140	1 505
8051	Skilled nursing care facilities	12	(D)	(D)	(D)	GG
8052	Intermediate care facilities	2	(D)	(D)	(D)	CC
8059	Nursing and personal care facilities, n.e.c.	—	—	—	—	—
806	Hospitals	4	130 374	42 228	10 516	1 793
8062	General medical and surgical hospitals	3	(D)	(D)	(D)	GG
8063, 9	Specialty hospitals	1	(D)	(D)	(D)	EE
807, 8, 9	Other health services	48	(D)	(D)	(D)	GG
807	Medical and dental laboratories	23	26 321	11 633	2 355	333
8071	Medical laboratories	12	24 038	10 734	2 140	290
8072	Dental laboratories	11	2 283	899	215	43
808	Home health care services	14	13 004	7 245	1 773	712
809	Miscellaneous health and allied services, n.e.c.	11	(D)	(D)	(D)	CC
8092	Kidney dialysis centers	3	(D)	(D)	(D)	BB
8093	Specialty outpatient facilities, n.e.c.	6	3 893	1 285	279	80
8099	Health and allied services, n.e.c.	2	(D)	(D)	(D)	AA
81	Legal services	189	100 088	50 618	8 767	1 034
823, 4, 9	Selected educational services	21	3 060	920	254	105
823	Libraries	—	—	—	—	—
824	Vocational schools	8	1 865	641	153	44
829	Schools and educational services, n.e.c.	13	1 195	279	101	61
83	Social services	97	17 967	7 049	1 628	860
835	Child day care services	66	9 834	4 202	969	614
832, 3, 6, 9	Other social services	31	8 133	2 847	659	246
87 ex. 8733	Engineering, accounting, research, management, and related services (except noncommercial research organizations)	255	128 047	59 059	13 208	1 986
871	Engineering, architectural, and surveying services	96	66 947	27 868	6 142	850
8711	Engineering services	48	40 351	17 006	4 006	528
8712	Architectural services	41	25 541	10 230	2 020	307
8713	Surveying services	7	1 055	632	116	15
872	Accounting, auditing, and bookkeeping services	76	30 253	17 071	3 857	585
873 ex. 8733	Research, development, and testing services (except noncommercial research organizations)	15	4 533	1 460	310	75
8731	Commercial physical and biological research	8	2 163	437	99	30
8732	Commercial economic, sociological, and educational research	3	(D)	(D)	(D)	AA
8734	Testing laboratories	4	(D)	(D)	(D)	BB
874	Management and public relations services	68	26 314	12 660	2 899	476
8741	Management services	16	11 355	5 808	1 382	178
8742	Management consulting services	29	8 904	5 303	1 148	215
8743	Public relations services	11	3 064	573	149	23
8744	Facilities support management services	1	(D)	(D)	(D)	BB
8748	Business consulting services, n.e.c.	11	(D)	(D)	(D)	BB
89	Services, n.e.c.	8	(D)	(D)	(D)	AA
TUSCALOOSA, AL MSA						
	Total	847	422 767	171 004	37 395	8 330
70 ex. 704	Hotels, rooming houses, camps, and other lodging places (except membership lodging)	19	(D)	(D)	(D)	FF
7011	Hotels and motels	16	22 323	6 497	1 503	637
7011 pt.	Hotels	7	17 086	5 449	1 256	493
7011 pt.	Motels, motor hotels, and tourist courts	9	5 237	1 048	247	144
702, 3	Other lodging places	3	(D)	(D)	(D)	AA

Table 7a. Summary Statistics for Firms Subject to Federal Income Tax for Metropolitan Areas: 1992—Con.

[Includes only establishments with payroll. For meaning of abbreviations and symbols, see introductory text. For explanation of terms and comparability of 1987 and 1992 censuses, see appendix A. For definitions of CMSA's, MSA's, and PMSA's, see appendix D]

SIC code	Geographic area and kind of business or operation	Establishments (number)	Receipts (\$1,000)	Annual payroll (\$1,000)	First-quarter payroll (\$1,000)	Paid employees for pay period including March 12 (number)
TUSCALOOSA, AL MSA—Con.						
72	Personal services -----	130	26 717	9 584	2 228	880
721	Laundry, cleaning, and garment services -----	41	13 057	4 874	1 143	449
7211	Power laundries, family and commercial* -----	1	(D)	(D)	(D)	AA
7213	Linen supply* -----	—	—	—	—	—
7215	Coin-operated laundries and drycleaning -----	10	745	196	51	37
7216	Drycleaning plants, except rug cleaning* -----	12	3 888	1 796	412	171
7217	Carpet and upholstery cleaning -----	9	1 707	827	201	103
7218	Industrial launderers* -----	1	(D)	(D)	(D)	CC
7212, 9	Other laundry, cleaning, and garment services* -----	8	(D)	(D)	(D)	AA
722	Photographic studios, portrait -----	9	2 171	432	93	36
723, 4	Beauty and barber shops -----	63	5 617	2 484	580	231
723	Beauty shops -----	59	5 503	2 414	566	227
724	Barber shops -----	4	114	70	14	4
725	Shoe repair shops and shoeshine parlors -----	1	(D)	(D)	(D)	AA
726	Funeral service and crematories -----	6	3 874	1 230	239	62
729	Miscellaneous personal services -----	10	(D)	(D)	(D)	BB
73	Business services -----	122	44 838	16 319	3 677	1 201
731	Advertising -----	10	2 400	747	177	47
732	Consumer credit reporting agencies, mercantile reporting agencies, and adjustment and collection agencies -----	2	(D)	(D)	(D)	BB
733	Mailing, reproduction, commercial art and photography, and stenographic services -----	8	2 401	567	132	69
734	Services to dwellings and other buildings -----	34	6 987	2 981	619	315
735	Miscellaneous equipment rental and leasing -----	17	10 489	1 454	377	77
736	Personnel supply services -----	12	7 575	5 648	1 324	399
737	Computer programming, data processing, and other computer related services -----	11	4 599	1 548	343	49
7371, 2, 3	Computer programming, prepackaged software, and integrated systems -----	7	2 387	995	221	34
7374, 5, 6	Data processing services -----	2	(D)	(D)	(D)	AA
7377, 8, 9	Computer rental and leasing, maintenance, and related services, n.e.c. -----	2	(D)	(D)	(D)	AA
738	Miscellaneous business services -----	28	(D)	(D)	(D)	CC
75	Automotive repair, services, and parking -----	92	30 700	7 711	1 776	452
751	Automotive rental and leasing, without drivers -----	9	5 692	795	193	36
752	Automobile parking -----	—	—	—	—	—
753	Automotive repair shops -----	72	22 854	6 343	1 431	376
7532	Top, body, and upholstery repair shops and paint shops -----	15	6 799	1 914	482	107
7538	General automotive repair shops -----	35	10 274	2 700	605	174
7533, 4, 6, 7, 9	Other automotive repair shops -----	22	5 781	1 729	344	95
754	Automotive services, except repair -----	11	2 154	573	152	40
76	Miscellaneous repair services -----	42	12 526	3 811	927	212
762	Electrical repair shops -----	13	2 785	1 100	239	70
7622	Radio and television repair shops -----	4	464	132	31	9
7623, 9	Other electrical and electronic repair shops -----	9	2 321	968	208	61
763	Watch, clock, and jewelry repair -----	—	—	—	—	—
764	Reupholstery and furniture repair -----	6	688	125	28	18
769	Miscellaneous repair and related services -----	23	9 053	2 586	660	124
78, 79, 84	Amusement and recreation services, including motion pictures and museums -----	52	10 682	2 183	483	366
781, 2	Motion picture production, distribution, and services -----	2	(D)	(D)	(D)	AA
783	Motion picture theaters -----	2	(D)	(D)	(D)	BB
784	Video tape rental -----	13	3 126	612	141	106
792	Theatrical producers (except motion picture), bands, orchestras, and entertainers -----	1	(D)	(D)	(D)	AA
793	Bowling centers -----	2	(D)	(D)	(D)	BB
79 ex. 792, 3, 84	Commercial sports and other amusement and recreation services, including museums -----	32	4 205	914	205	175
80	Health services -----	194	197 439	89 272	18 170	2 947
801	Offices and clinics of doctors of medicine -----	95	103 250	53 929	9 766	911
802	Offices and clinics of dentists -----	46	16 767	5 999	1 265	265
803	Offices and clinics of doctors of osteopathy -----	1	(D)	(D)	(D)	AA
804	Offices and clinics of other health practitioners -----	26	5 591	2 002	379	97
805	Nursing and personal care facilities -----	8	21 515	10 329	2 356	808
806	Hospitals -----	1	(D)	(D)	(D)	FF
807, 8, 9	Other health services -----	17	(D)	(D)	(D)	CC
81	Legal services -----	73	28 125	10 583	2 571	450
823, 4, 9	Selected educational services -----	6	(D)	(D)	(D)	BB
83	Social services -----	35	5 745	2 258	542	382
835	Child day care services -----	23	3 194	1 584	377	300
832, 3, 6, 9	Other social services -----	12	2 551	674	165	82

Table 7a. Summary Statistics for Firms Subject to Federal Income Tax for Metropolitan Areas: 1992 — Con.

[Includes only establishments with payroll. For meaning of abbreviations and symbols, see introductory text. For explanation of terms and comparability of 1987 and 1992 censuses, see appendix A. For definitions of CMSA's, MSA's, and PMSA's, see appendix D]

SIC code	Geographic area and kind of business or operation	Establishments (number)	Receipts (\$1,000)	Annual payroll (\$1,000)	First-quarter payroll (\$1,000)	Paid employees for pay period including March 12 (number)
	TUSCALOOSA, AL MSA—Con.					
87 ex. 8733	Engineering, accounting, research, management, and related services (except noncommercial research organizations) -----	78	39 228	20 680	5 016	702
871	Engineering, architectural, and surveying services -----	24	11 021	5 914	1 498	231
872	Accounting, auditing, and bookkeeping services -----	32	14 936	7 406	1 550	255
873 ex. 8733	Research, development, and testing services (except noncommercial research organizations) -----	5	3 406	1 754	501	79
874	Management and public relations services -----	17	9 865	5 606	1 467	137
89	Services, n.e.c. -----	4	(D)	(D)	(D)	BB

Table 7b. Summary Statistics for Firms Exempt From Federal Income Tax for Metropolitan Areas: 1992

[Includes only establishments with payroll. For meaning of abbreviations and symbols, see introductory text. For explanation of terms and comparability of 1987 and 1992 censuses, see appendix A. For definitions of CMSA's, MSA's, and PMSA's, see appendix D]

SIC code	Geographic area and kind of business or operation	Establishments (number)	Revenue (\$1,000)	Annual payroll (\$1,000)	First-quarter payroll (\$1,000)	Paid employees for pay period including March 12 (number)
	ANNISTON, AL MSA					
	Total -----	63	144 038	67 669	15 762	3 013
7032, 704	Camps and membership lodging -----	1	(D)	(D)	(D)	AA
792, 799 pt., 7997, 7999 pt., 84	Selected amusement, recreation, and related services -----	3	(D)	(D)	(D)	BB
8011 pt.; 8021 pt.; 805, 6, 8, 9	Selected health services -----	8	129 391	61 890	14 422	2 494
8111 pt.	Legal aid societies and similar legal services -----	1	(D)	(D)	(D)	AA
823, 4, 9	Selected educational services -----	1	(D)	(D)	(D)	AA
83	Social services -----	24	5 997	2 688	648	280
835	Child day care services -----	4	749	472	114	55
832, 3, 6, 9	Other social services -----	20	5 248	2 216	534	225
861, 2, 4, 9	Selected membership organizations -----	22	5 878	1 866	410	174
873, 4 ex. 8744	Research, testing, and consulting services, except facilities support management services -----	3	(D)	(D)	(D)	AA
	BIRMINGHAM, AL MSA					
	Total -----	506	2 079 427	792 960	188 895	31 732
7032, 704	Camps and membership lodging -----	-	-	-	-	-
792, 799 pt., 7997, 7999 pt., 84	Selected amusement, recreation, and related services -----	46	39 943	16 268	3 764	1 031
8011 pt.; 8021 pt.; 805, 6, 8, 9	Selected health services -----	58	1 749 200	689 111	164 392	25 233
8011 pt., 8021 pt., 805	Clinics of doctors of medicine and dentists -----	19	(D)	(D)	(D)	GG
806	Nursing and personal care facilities -----	8	(D)	(D)	(D)	GG
806	Hospitals -----	15	1 531 843	592 801	142 529	21 620
8062	General medical and surgical hospitals -----	13	(D)	(D)	(D)	JJ
8063, 9	Specialty hospitals -----	2	(D)	(D)	(D)	GG
808, 9	Other health services -----	16	37 407	14 461	3 368	598
8111 pt.	Legal aid societies and similar legal services -----	1	(D)	(D)	(D)	AA
823, 4, 9	Selected educational services -----	20	(D)	(D)	(D)	BB
83	Social services -----	162	95 362	33 059	7 644	2 518
835	Child day care services -----	34	6 185	3 458	823	515
832, 3, 6, 9	Other social services -----	128	89 177	29 601	6 821	2 003
832	Individual and family social services -----	64	33 521	12 618	3 065	917
833	Job training and vocational rehabilitation services -----	9	6 241	3 963	595	230
836	Residential care -----	23	13 494	5 557	1 311	383
839	Social services, n.e.c. -----	32	35 921	7 463	1 850	473
861, 2, 4, 9	Selected membership organizations -----	198	128 166	30 144	7 184	1 879
861	Business associations -----	45	22 670	6 706	1 671	280
864	Civic, social, and fraternal associations -----	108	36 550	11 786	2 724	1 038
862, 9	Other membership organizations -----	45	68 946	11 652	2 789	561

Table 7b. **Summary Statistics for Firms Exempt From Federal Income Tax for Metropolitan Areas: 1992—Con.**

[Includes only establishments with payroll. For meaning of abbreviations and symbols, see introductory text. For explanation of terms and comparability of 1987 and 1992 censuses, see appendix A. For definitions of CMSA's, MSA's, and PMSA's, see appendix D]

SIC code	Geographic area and kind of business or operation	Establishments (number)	Revenue (\$1,000)	Annual payroll (\$1,000)	First-quarter payroll (\$1,000)	Paid employees for pay period including March 12 (number)
BIRMINGHAM, AL MSA—Con.						
873, 4 ex. 8744	Research, testing, and consulting services, except facilities support management services	21	64 149	23 097	5 609	983
873	Research, development, and testing services	16	(D)	(D)	(D)	FF
874 ex. 8744	Management and public relations services, except facilities support management services	5	(D)	(D)	(D)	EE
COLUMBUS, GA—AL MSA						
Total		158	382 256	172 252	40 701	7 247
7032, 704	Camps and membership lodging	—	—	—	—	—
792, 7991 pt., 7997, 7999 pt., 84	Selected amusement, recreation, and related services	11	10 106	3 036	674	188
8011 pt.; 8021 pt.; 805, 6, 8, 9	Selected health services	16	339 568	156 855	37 115	5 955
8111 pt.	Legal aid societies and similar legal services	2	(D)	(D)	(D)	AA
823, 4, 9	Selected educational services	3	(D)	(D)	(D)	AA
83	Social services	53	15 470	5 963	1 440	673
835	Child day care services	7	1 287	817	220	140
832, 3, 6, 9	Other social services	46	14 183	5 146	1 220	533
861, 2, 4, 9	Selected membership organizations	69	14 084	4 844	1 112	380
873, 4 ex. 8744	Research, testing, and consulting services, except facilities support management services	4	1 997	960	226	27
DECATUR, AL MSA						
Total		55	93 149	31 297	7 222	1 636
7032, 704	Camps and membership lodging	—	—	—	—	—
792, 7991 pt., 7997, 7999 pt., 84	Selected amusement, recreation, and related services	4	(D)	(D)	(D)	BB
8011 pt.; 8021 pt.; 805, 6, 8, 9	Selected health services	4	(D)	(D)	(D)	GG
8111 pt.	Legal aid societies and similar legal services	1	(D)	(D)	(D)	AA
823, 4, 9	Selected educational services	1	(D)	(D)	(D)	AA
83	Social services	22	11 816	3 846	943	429
835	Child day care services	4	352	217	52	33
832, 3, 6, 9	Other social services	18	11 464	3 629	891	396
861, 2, 4, 9	Selected membership organizations	22	(D)	(D)	(D)	BB
873, 4 ex. 8744	Research, testing, and consulting services, except facilities support management services	1	(D)	(D)	(D)	AA
DOTHAN, AL MSA						
Total		70	190 328	82 399	19 273	3 839
7032, 704	Camps and membership lodging	2	(D)	(D)	(D)	AA
792, 7991 pt., 7997, 7999 pt., 84	Selected amusement, recreation, and related services	9	4 098	1 378	337	113
8011 pt.; 8021 pt.; 805, 6, 8, 9	Selected health services	7	171 622	75 611	17 596	3 113
8111 pt.	Legal aid societies and similar legal services	1	(D)	(D)	(D)	AA
823, 4, 9	Selected educational services	4	(D)	(D)	(D)	BB
83	Social services	24	8 241	3 107	731	400
835	Child day care services	3	(D)	(D)	(D)	BB
832, 3, 6, 9	Other social services	21	(D)	(D)	(D)	EE
861, 2, 4, 9	Selected membership organizations	22	4 505	1 506	378	151
873, 4 ex. 8744	Research, testing, and consulting services, except facilities support management services	1	(D)	(D)	(D)	AA

SERVICE INDUSTRIES—GEOGRAPHIC AREA SERIES

ALABAMA AL-83

Table 7b. **Summary Statistics for Firms Exempt From Federal Income Tax for Metropolitan Areas: 1992—Con.**

[Includes only establishments with payroll. For meaning of abbreviations and symbols, see introductory text. For explanation of terms and comparability of 1987 and 1992 censuses, see appendix A. For definitions of CMSA's, MSA's, and PMSA's, see appendix D]

SIC code	Geographic area and kind of business or operation	Establishments (number)	Revenue (\$1,000)	Annual payroll (\$1,000)	First-quarter payroll (\$1,000)	Paid employees for pay period including March 12 (number)
FLORENCE, AL MSA						
	Total	57	119 458	44 421	10 879	2 760
7032, 704	Camps and membership lodging	1	(D)	(D)	(D)	AA
792, 7991 pt., 7997, 7999 pt., 84	Selected amusement, recreation, and related services	6	(D)	(D)	(D)	BB
8011 pt.; 8021 pt.; 805, 6, 8, 9	Selected health services	7	(D)	(D)	(D)	GG
8111 pt.	Legal aid societies and similar legal services	1	(D)	(D)	(D)	AA
823, 4, 9	Selected educational services	7	(D)	(D)	(D)	BB
83	Social services	18	(D)	(D)	(D)	CC
835	Child day care services	3	(D)	(D)	(D)	AA
832, 3, 6, 9	Other social services	15	(D)	(D)	(D)	CC
861, 2, 4, 9	Selected membership organizations	17	(D)	(D)	(D)	CC
873, 4 ex. 8744	Research, testing, and consulting services, except facilities support management services	-	-	-	-	-
GADSDEN, AL MSA						
	Total	56	89 533	37 635	9 432	1 621
7032, 704	Camps and membership lodging	-	-	-	-	-
792, 7991 pt., 7997, 7999 pt., 84	Selected amusement, recreation, and related services	5	(D)	(D)	(D)	AA
8011 pt.; 8021 pt.; 805, 6, 8, 9	Selected health services	8	(D)	(D)	(D)	GG
8111 pt.	Legal aid societies and similar legal services	1	(D)	(D)	(D)	AA
823, 4, 9	Selected educational services	1	(D)	(D)	(D)	AA
83	Social services	16	5 413	1 745	419	215
835	Child day care services	3	(D)	(D)	(D)	AA
832, 3, 6, 9	Other social services	13	(D)	(D)	(D)	CC
861, 2, 4, 9	Selected membership organizations	25	(D)	(D)	(D)	CC
873, 4 ex. 8744	Research, testing, and consulting services, except facilities support management services	-	-	-	-	-
HUNTSVILLE, AL MSA						
	Total	154	252 510	104 332	23 693	5 281
7032, 704	Camps and membership lodging	-	-	-	-	-
792, 7991 pt., 7997, 7999 pt., 84	Selected amusement, recreation, and related services	23	7 381	2 794	638	250
8011 pt.; 8021 pt.; 805, 6, 8, 9	Selected health services	10	197 568	83 686	18 721	3 700
8111 pt.	Legal aid societies and similar legal services	1	(D)	(D)	(D)	AA
823, 4, 9	Selected educational services	2	(D)	(D)	(D)	AA
83	Social services	62	24 263	9 056	2 293	872
835	Child day care services	11	2 631	1 527	393	202
832, 3, 6, 9	Other social services	51	21 632	7 529	1 900	670
861, 2, 4, 9	Selected membership organizations	52	16 403	5 365	1 279	356
873, 4 ex. 8744	Research, testing, and consulting services, except facilities support management services	4	(D)	(D)	(D)	BB

AL-84 ALABAMA

SERVICE INDUSTRIES—GEOGRAPHIC AREA SERIES

Table 7b. **Summary Statistics for Firms Exempt From Federal Income Tax for Metropolitan Areas: 1992—Con.**

[Includes only establishments with payroll. For meaning of abbreviations and symbols, see introductory text. For explanation of terms and comparability of 1987 and 1992 censuses, see appendix A. For definitions of CMSA's, MSA's, and PMSA's, see appendix D]

SIC code	Geographic area and kind of business or operation	Establishments (number)	Revenue (\$1,000)	Annual payroll (\$1,000)	First-quarter payroll (\$1,000)	Paid employees for pay period including March 12 (number)
MOBILE, AL MSA						
	Total	336	716 903	275 308	67 472	13 784
7032, 704	Camps and membership lodging	1	(D)	(D)	(D)	AA
792, 7991 pt., 7997, 7999 pt., 84	Selected amusement, recreation, and related services	34	13 886	5 763	1 305	561
8011 pt.; 8021 pt.; 805, 6, 8, 9	Selected health services	42	623 584	242 449	59 715	11 076
8111 pt.	Legal aid societies and similar legal services	2	(D)	(D)	(D)	AA
823, 4, 9	Selected educational services	8	425	171	40	22
83	Social services	126	40 297	15 279	3 712	1 458
835	Child day care services	36	8 193	4 638	1 184	548
832, 3, 6, 9	Other social services	90	32 104	10 641	2 528	910
861, 2, 4, 9	Selected membership organizations	116	27 428	7 267	1 771	538
873, 4 ex. 8744	Research, testing, and consulting services, except facilities support management services	7	(D)	(D)	(D)	BB
MONTGOMERY, AL MSA						
	Total	301	439 067	179 038	42 800	8 741
7032, 704	Camps and membership lodging	3	(D)	(D)	(D)	AA
792, 7991 pt., 7997, 7999 pt., 84	Selected amusement, recreation, and related services	14	15 655	6 728	1 642	435
8011 pt.; 8021 pt.; 805, 6, 8, 9	Selected health services	24	295 346	130 241	30 861	5 516
8111 pt.	Legal aid societies and similar legal services	4	(D)	(D)	(D)	CC
823, 4, 9	Selected educational services	3	(D)	(D)	(D)	AA
83	Social services	100	41 239	17 075	4 272	1 553
835	Child day care services	21	4 257	2 235	520	331
832, 3, 6, 9	Other social services	79	36 982	14 840	3 752	1 222
861, 2, 4, 9	Selected membership organizations	143	68 025	20 681	4 971	1 053
873, 4 ex. 8744	Research, testing, and consulting services, except facilities support management services	10	3 237	1 498	384	55
TUSCALOOSA, AL MSA						
	Total	135	379 412	189 036	44 369	7 507
7032, 704	Camps and membership lodging	18	4 648	651	204	94
792, 7991 pt., 7997, 7999 pt., 84	Selected amusement, recreation, and related services	5	(D)	(D)	(D)	CC
8011 pt.; 8021 pt.; 805, 6, 8, 9	Selected health services	16	347 750	179 511	42 094	6 444
8111 pt.	Legal aid societies and similar legal services	1	(D)	(D)	(D)	AA
823, 4, 9	Selected educational services	-	-	-	-	-
83	Social services	33	7 138	2 668	613	245
835	Child day care services	10	1 381	628	135	90
832, 3, 6, 9	Other social services	23	5 757	2 040	478	155
861, 2, 4, 9	Selected membership organizations	60	11 332	3 011	724	344
873, 4 ex. 8744	Research, testing, and consulting services, except facilities support management services	2	(D)	(D)	(D)	CC

Table 8a. Summary Statistics for Firms Subject to Federal Income Tax for the Area Outside Metropolitan Areas: 1992

[Includes only establishments with payroll. For meaning of abbreviations and symbols, see introductory text. For explanation of terms and comparability of 1987 and 1992 censuses, see appendix A. For definitions of CMSA's, MSA's, and PMSA's, see appendix D]

SIC code	Kind of business or operation	Establishments (number)	Receipts (\$1,000)	Annual payroll (\$1,000)	First-quarter payroll (\$1,000)	Paid employees for pay period including March 12 (number)
	Total	5 222	1 761 710	621 668	140 662	39 924
70 ex. 704	Hotels, rooming houses, camps, and other lodging places (except membership lodging)	167	(D)	(D)	(D)	GG
7011	Hotels and motels	142	57 610	13 939	3 025	1 781
7011 pt.	Hotels	31	(D)	(D)	(D)	EE
7011 pt.	Hotels, 25 guestrooms or more	18	12 798	3 248	682	348
7011 pt.	Hotels, less than 25 guestrooms	13	(D)	(D)	(D)	BB
7011 pt.	Motels, motor hotels, and tourist courts	111	(D)	(D)	(D)	GG
7011 pt.	Motels, tourist courts	98	34 859	8 271	1 767	1 100
7011 pt.	Motor hotels	13	(D)	(D)	(D)	EE
702, 3	Other lodging places	25	(D)	(D)	(D)	CC
702	Rooming and boarding houses	6	(D)	(D)	(D)	BB
703	Camps and recreational vehicle parks	19	(D)	(D)	(D)	CC
72	Personal services	811	112 635	32 810	8 136	3 486
721	Laundry, cleaning, and garment services	212	39 070	13 182	3 044	1 321
7211	Power laundries, family and commercial*	6	857	291	73	37
7213	Linen supply*	3	(D)	(D)	(D)	CC
7215	Coin-operated laundries and drycleaning	48	(D)	(D)	(D)	CC
7216	Drycleaning plants, except rug cleaning	118	(D)	(D)	(D)	FF
7217	Carpet and upholstery cleaning	16	(D)	(D)	(D)	BB
7218	Industrial laundriers*	3	(D)	(D)	(D)	CC
7212, 9	Other laundry, cleaning, and garment services*	18	1 685	698	159	82
7212	Garment pressing, and agents for laundries and drycleaners	6	1 178	506	128	59
7219	Laundry and garment services, n.e.c.*	12	507	192	31	23
722	Photographic studios, portrait	53	8 493	1 433	317	163
723, 4	Beauty and barber shops	330	16 890	6 002	1 445	797
723	Beauty shops	315	15 798	5 728	1 377	762
724	Barber shops	15	1 092	274	68	35
725	Shoe repair shops and shoeshine parlors	7	(D)	(D)	(D)	AA
726	Funeral service and crematories	111	(D)	(D)	(D)	FF
729	Miscellaneous personal services	98	8 026	2 131	964	622
7291	Tax return preparation services	60	4 856	1 481	793	539
7299	Miscellaneous personal services, n.e.c.	38	3 170	650	171	83
73	Business services	508	149 248	69 525	16 523	5 509
731	Advertising	25	(D)	(D)	(D)	CC
7311	Advertising agencies	8	1 627	528	87	25
7312	Outdoor advertising services	8	(D)	(D)	(D)	BB
7313	Radio, television, publishers' advertising representatives	3	(D)	(D)	(D)	BB
7319	Advertising, n.e.c.	6	(D)	(D)	(D)	BB
732	Consumer credit reporting agencies, mercantile reporting agencies, and adjustment and collection agencies	18	(D)	(D)	(D)	BB
7322	Adjustment and collection services	7	268	51	16	9
7323	Credit reporting services	11	(D)	(D)	(D)	BB
733	Mailing, reproduction, commercial art and photography, and stenographic services	23	3 588	773	300	88
7331	Direct mail advertising services	4	1 132	205	168	24
7334	Photocopying and duplicating services	4	(D)	(D)	(D)	BB
7335, 6	Commercial photography, art, and graphics	13	1 477	303	71	24
7335	Commercial photography	5	(D)	(D)	(D)	AA
7336	Commercial art and graphic design	8	(D)	(D)	(D)	AA
7338	Secretarial and court reporting services	2	(D)	(D)	(D)	AA
734	Services to dwellings and other buildings	166	30 652	11 939	2 694	1 007
7342	Disinfecting and pest control services	66	18 100	6 896	1 554	390
7349	Building cleaning and maintenance services, n.e.c.	100	12 552	5 043	1 140	617
735	Miscellaneous equipment rental and leasing	108	(D)	(D)	(D)	EE
7352	Medical equipment rental and leasing	24	6 273	1 673	425	112
7353	Heavy construction equipment rental and leasing	13	(D)	(D)	(D)	BB
7359	Equipment rental and leasing, n.e.c.	71	20 231	5 049	1 083	296
736	Personnel supply services	33	44 696	34 072	8 238	2 949
7361	Employment agencies	5	401	198	28	21
7363	Help supply services	28	44 295	33 874	8 210	2 928
7363 pt.	Temporary help supply	18	(D)	(D)	(D)	GG
7363 pt.	Help supply, except temporary	10	(D)	(D)	(D)	GG
737	Computer programming, data processing, and other computer related services	43	(D)	(D)	(D)	CC
7371, 2, 3	Computer programming, prepackaged software, and integrated systems	23	12 827	5 390	1 256	141
7371	Computer programming services	15	5 638	2 884	651	71
7372	Prepackaged software	3	(D)	(D)	(D)	BB
7373	Computer integrated systems	5	(D)	(D)	(D)	BB
7374, 5, 6	Data processing services	12	(D)	(D)	(D)	BB
7374, 5	Computer processing, information retrieval	12	(D)	(D)	(D)	BB
7376	Computer facilities management services	-	-	-	-	-
7377, 8, 9	Computer rental and leasing, maintenance, and related services, n.e.c.	8	(D)	(D)	(D)	AA
7377	Computer rental and leasing	-	-	-	-	-
7378	Computer maintenance and repair	3	(D)	(D)	(D)	AA
7379	Computer related services, n.e.c.	5	(D)	(D)	(D)	AA

Table 8a. Summary Statistics for Firms Subject to Federal Income Tax for the Area Outside Metropolitan Areas: 1992 — Con.

[Includes only establishments with payroll. For meaning of abbreviations and symbols, see introductory text. For explanation of terms and comparability of 1987 and 1992 censuses, see appendix A. For definitions of CMSA's, MSA's, and PMSA's, see appendix D]

SIC code	Kind of business or operation	Establishments (number)	Receipts (\$1,000)	Annual payroll (\$1,000)	First-quarter payroll (\$1,000)	Paid employees for pay period including March 12 (number)
73	Business services—Con.					
738	Miscellaneous business services -----	92	13 772	5 813	1 368	603
7381, 2	Detective agencies and protective services -----	32	5 027	3 260	764	368
7381	Detective, guard, and armored car services -----	29	4 684	3 152	741	358
7382	Security systems services -----	3	343	108	23	10
7383	News syndicates -----	—	—	—	—	—
7384	Photofinishing laboratories* -----	6	877	93	17	12
7389	Business services, n.e.c. -----	54	7 868	2 460	587	223
7389 pt.	Sign painting shops -----	3	(D)	(D)	(D)	AA
7389 pt.	Interior designing -----	12	1 337	148	33	20
7389 pt.	Telephone answering services -----	2	(D)	(D)	(D)	AA
7389 pt.	Other business services -----	37	5 886	2 169	515	184
75	Automotive repair, services, and parking -----	670	148 660	29 803	7 190	2 120
751	Automotive rental and leasing, without drivers -----	24	(D)	(D)	(D)	BB
7513	Truck rental and leasing, without drivers -----	20	9 011	1 257	296	65
7514, 5	Passenger car rental and leasing -----	4	(D)	(D)	(D)	AA
7514	Passenger car rental -----	3	(D)	(D)	(D)	AA
7515	Passenger car leasing -----	1	(D)	(D)	(D)	AA
7519	Utility trailer and recreational vehicle rental -----	—	—	—	—	—
752	Automobile parking -----	1	(D)	(D)	(D)	AA
753	Automotive repair shops -----	581	131 269	26 490	6 397	1 841
7532	Top, body, and upholstery repair shops and paint shops -----	186	40 683	9 267	2 341	624
7532 pt.	Top and body repair shops -----	175	39 257	9 027	2 312	610
7532 pt.	Paint shops -----	11	1 426	240	29	14
7538	General automotive repair shops -----	291	(D)	(D)	(D)	FF
7538 pt.	General automotive repair shops, except diesel -----	255	43 639	9 370	2 162	672
7538 pt.	Diesel repair shops -----	36	(D)	(D)	(D)	CC
7533, 4, 6, 7, 9	Other automotive repair shops -----	104	(D)	(D)	(D)	EE
7533	Automotive exhaust system repair shops -----	13	1 526	313	86	28
7534	Tire retreading and repair shops -----	16	23 085	2 560	629	161
7536	Automotive glass replacement shops -----	14	(D)	(D)	(D)	BB
7537	Automotive transmission repair shops -----	27	3 624	862	217	67
7539	Automotive repair shops, n.e.c. -----	34	4 625	1 126	268	86
7539 pt.	Radiator repair -----	10	(D)	(D)	(D)	BB
7539 pt.	Brake, front end, and wheel alignment -----	10	1 084	197	43	18
7539 pt.	Automotive electrical and fuel system services -----	13	2 186	533	140	40
7539 pt.	Other automotive repair shops, n.e.c. -----	1	(D)	(D)	(D)	AA
754	Automotive services, except repair -----	64	(D)	(D)	(D)	CC
7542	Carwashes -----	38	(D)	(D)	(D)	CC
7549	Automotive services, except repair and carwashes -----	26	3 735	1 028	266	94
76	Miscellaneous repair services -----	284	72 966	19 394	4 552	1 136
762	Electrical repair shops -----	79	23 831	7 582	1 793	377
7622	Radio and television repair shops -----	35	5 055	1 271	245	92
7623, 9	Other electrical and electronic repair shops -----	44	18 776	6 311	1 548	285
7623	Refrigeration and air-conditioning service and repair shops -----	14	2 674	1 117	176	46
7629	Electrical and electronic repair shops, n.e.c. -----	30	16 102	5 194	1 372	239
763	Watch, clock, and jewelry repair -----	3	(D)	(D)	(D)	AA
764	Reupholstery and furniture repair -----	22	(D)	(D)	(D)	BB
769	Miscellaneous repair and related services -----	180	46 165	10 934	2 550	679
7692	Welding repair -----	46	8 694	1 946	492	150
7694	Armature rewinding shops -----	16	9 968	2 682	641	141
7699	Repair shops and related services, n.e.c. -----	118	27 503	6 306	1 417	388
78, 79, 84	Amusement and recreation services, including motion pictures and museums -----	333	133 885	24 629	5 888	2 732
781, 2	Motion picture production, distribution, and services -----	2	(D)	(D)	(D)	AA
783	Motion picture theaters -----	21	(D)	(D)	(D)	CC
7832	Motion picture theaters, except drive-in -----	20	(D)	(D)	(D)	CC
7833	Drive-in motion picture theaters -----	1	(D)	(D)	(D)	AA
784	Video tape rental -----	126	(D)	(D)	(D)	FF
792	Theatrical producers (except motion picture), bands, orchestras, and entertainers -----	9	(D)	(D)	(D)	CC
7922	Theatrical producers (except motion picture) and miscellaneous theatrical services -----	3	(D)	(D)	(D)	AA
7929	Bands, orchestras, actors, and other entertainers and entertainment groups -----	6	9 131	2 244	516	105
793	Bowling centers -----	14	(D)	(D)	(D)	BB
79 ex. 792, 3, 84	Commercial sports and other amusement and recreation services, including museums -----	161	96 517	16 732	4 038	1 792
794	Commercial sports -----	14	(D)	(D)	(D)	FF
7941	Professional sports clubs, managers, promoters -----	2	(D)	(D)	(D)	BB
7948	Racing, including track operation -----	12	(D)	(D)	(D)	FF
79 ex. 792, 3, 4, 84	Other amusement and recreation services, including museums -----	147	(D)	(D)	(D)	FF
791	Dance studios, schools, and halls -----	15	804	149	48	63
7991	Physical fitness facilities -----	26	3 098	1 015	266	174
7992	Public golf courses -----	10	(D)	(D)	(D)	BB
7993	Coin-operated amusement devices -----	11	1 523	188	45	36
7996	Amusement parks -----	—	—	—	—	—
7997	Membership sports and recreation clubs -----	40	10 708	3 065	651	256
7999, 84	Amusement and recreation services, including museums, n.e.c. -----	45	16 399	1 971	325	233
7999 pt.	Concession operators of amusement devices and rides -----	1	(D)	(D)	(D)	AA
7999 pt.	Carnivals, circuses, and fairs -----	3	(D)	(D)	(D)	AA
7999 pt., 84	Other recreation and amusements, including museums -----	41	(D)	(D)	(D)	CC

Table 8a. Summary Statistics for Firms Subject to Federal Income Tax for the Area Outside Metropolitan Areas: 1992 – Con.

[Includes only establishments with payroll. For meaning of abbreviations and symbols, see introductory text. For explanation of terms and comparability of 1987 and 1992 censuses, see appendix A. For definitions of CMSA's, MSA's, and PMSA's, see appendix D]

SIC code	Kind of business or operation	Establishments (number)	Receipts (\$1,000)	Annual payroll (\$1,000)	First-quarter payroll (\$1,000)	Paid employees for pay period including March 12 (number)
80	Health services -----	1 256	816 715	329 929	73 170	16 979
801	Offices and clinics of doctors of medicine -----	542	299 032	139 102	28 140	3 793
8011 pt.	Offices of doctors of medicine -----	534	295 404	137 926	27 812	3 713
8011 pt.	General medical clinics -----	8	3 628	1 176	328	80
802	Offices and clinics of dentists -----	308	89 905	30 163	6 731	1 541
803	Offices and clinics of doctors of osteopathy -----	9	(D)	(D)	(D)	BB
804	Offices and clinics of other health practitioners -----	205	(D)	(D)	(D)	FF
8041	Offices and clinics of chiropractors -----	82	12 277	3 035	686	230
8042	Offices and clinics of optometrists -----	90	23 858	5 748	1 393	351
8043	Offices and clinics of podiatrists -----	10	(D)	(D)	(D)	BB
8049	Offices and clinics of health practitioners, n.e.c. -----	23	5 623	2 573	560	129
805	Nursing and personal care facilities -----	87	175 312	83 364	19 211	7 301
8051	Skilled nursing care facilities -----	80	171 570	81 559	18 796	7 135
8052	Intermediate care facilities -----	3	(D)	(D)	(D)	CC
8059	Nursing and personal care facilities, n.e.c. -----	4	(D)	(D)	(D)	BB
806	Hospitals -----	13	149 859	43 740	10 924	2 321
8062	General medical and surgical hospitals -----	13	149 859	43 740	10 924	2 321
8063, 9	Specialty hospitals -----	-	-	-	-	-
807, 8, 9	Other health services -----	92	55 405	20 257	4 859	1 223
807	Medical and dental laboratories -----	31	(D)	(D)	(D)	CC
8071	Medical laboratories -----	14	(D)	(D)	(D)	BB
8072	Dental laboratories -----	17	(D)	(D)	(D)	BB
808	Home health care services -----	35	30 727	13 024	3 193	852
809	Miscellaneous health and allied services, n.e.c. -----	26	(D)	(D)	(D)	CC
8092	Kidney dialysis centers -----	11	(D)	(D)	(D)	CC
8093	Specialty outpatient facilities, n.e.c. -----	10	(D)	(D)	(D)	BB
8099	Health and allied services, n.e.c. -----	5	1 274	270	82	21
81	Legal services -----	478	104 572	25 313	5 770	1 320
823, 4, 9	Selected educational services -----	16	(D)	(D)	(D)	BB
823	Libraries -----	2	(D)	(D)	(D)	AA
824	Vocational schools -----	9	(D)	(D)	(D)	BB
829	Schools and educational services, n.e.c. -----	5	(D)	(D)	(D)	BB
83	Social services -----	259	(D)	(D)	(D)	GG
835	Child day care services -----	189	14 686	6 424	1 503	948
832, 3, 6, 9	Other social services -----	70	(D)	(D)	(D)	FF
87 ex. 8733	Engineering, accounting, research, management, and related services (except noncommercial research organizations) -----	426	120 609	58 784	12 337	3 035
871	Engineering, architectural, and surveying services -----	106	(D)	(D)	(D)	FF
8711	Engineering services -----	44	28 832	11 860	2 842	431
8712	Architectural services -----	12	(D)	(D)	(D)	BB
8713	Surveying services -----	50	5 045	2 266	483	168
872	Accounting, auditing, and bookkeeping services -----	243	(D)	(D)	(D)	GG
873 ex. 8733	Research, development, and testing services (except noncommercial research organizations) -----	7	(D)	(D)	(D)	AA
8731	Commercial physical and biological research -----	2	(D)	(D)	(D)	AA
8732	Commercial economic, sociological, and educational research -----	1	(D)	(D)	(D)	AA
8734	Testing laboratories -----	4	(D)	(D)	(D)	AA
874	Management and public relations services -----	70	(D)	(D)	(D)	EE
8741	Management services -----	30	14 169	7 024	1 264	206
8742	Management consulting services -----	27	8 980	3 722	642	77
8743	Public relations services -----	1	(D)	(D)	(D)	AA
8744	Facilities support management services -----	-	-	-	-	-
8748	Business consulting services, n.e.c. -----	12	(D)	(D)	(D)	BB
89	Services, n.e.c. -----	14	(D)	(D)	(D)	BB

Table 8b. Summary Statistics for Firms Exempt From Federal Income Tax for the Area Outside Metropolitan Areas: 1992

[Includes only establishments with payroll. For meaning of abbreviations and symbols, see introductory text. For explanation of terms and comparability of 1987 and 1992 censuses, see appendix A. For definitions of CMSA's, MSA's, and PMSA's, see appendix D]

SIC code	Kind of business or operation	Establishments (number)	Revenue (\$1,000)	Annual payroll (\$1,000)	First-quarter payroll (\$1,000)	Paid employees for pay period including March 12 (number)
	Total	620	787 405	331 661	82 873	18 754
7032, 704	Camps and membership lodging	20	3 331	427	102	53
792, 7991 pt., 7997, 7999 pt., 84	Selected amusement, recreation, and related services	41	(D)	(D)	(D)	EE
8011 pt.; 8021 pt.; 805, 6, 8, 9	Selected health services	146	675 641	292 582	73 458	14 420
8011 pt., 8021 pt., 805	Clinics of doctors of medicine and dentists	26	11 678	6 183	1 427	356
	Nursing and personal care facilities	13	5 878	2 985	1 258	492
806	Hospitals	46	626 699	266 633	66 973	12 640
8062	General medical and surgical hospitals	46	626 699	266 633	66 973	12 640
8063, 9	Specialty hospitals	-	-	-	-	-
808, 9	Other health services	61	31 386	16 781	3 800	932
8111 pt.	Legal aid societies and similar legal services	8	(D)	(D)	(D)	BB
823, 4, 9	Selected educational services	13	2 176	548	132	74
83	Social services	229	68 738	27 212	6 652	3 216
835	Child day care services	48	10 110	5 012	1 307	610
832, 3, 6, 9	Other social services	181	58 628	22 200	5 345	2 606
832	Individual and family social services	114	26 749	10 105	2 473	1 519
833	Job training and vocational rehabilitation services	8	4 359	2 249	503	239
836	Residential care	40	20 988	8 348	2 004	703
839	Social services, n.e.c.	19	6 532	1 498	365	145
861, 2, 4, 9	Selected membership organizations	156	(D)	(D)	(D)	FF
861	Business associations	48	(D)	(D)	(D)	CC
864	Civic, social, and fraternal associations	74	10 021	1 976	441	216
862, 9	Other membership organizations	34	(D)	(D)	(D)	CC
873, 4 ex. 8744	Research, testing, and consulting services, except facilities support management services	7	(D)	(D)	(D)	AA
873	Research, development, and testing services	2	(D)	(D)	(D)	AA
874 ex. 8744	Management and public relations services, except facilities support management services	5	(D)	(D)	(D)	AA

Table 9. Places With 2,500 Inhabitants or More Ranked by Volume of Receipts of Firms Subject to Federal Income Tax: 1992

[Includes only establishments with payroll. For meaning of abbreviations and symbols, see introductory text. For explanation of terms and comparability of 1987 and 1992 censuses, see appendix A. For information on geographic areas followed by ▲, see appendix F]

Geographic area	Receipts		Cumulative receipts		Geographic area	Receipts		Cumulative receipts	
	Rank ¹	Amount (\$1,000)	Amount (\$1,000)	Percent of State total		Rank ¹	Amount (\$1,000)	Amount (\$1,000)	Percent of State total
Alabama	(X)	13 649 233	13 649 233	100.0	Alabama—Con.				
Birmingham ▲	1	2 193 174	2 193 174	16.1	Irondale	20	75 166	9 560 991	70.0
Huntsville ▲	2	2 131 877	4 325 051	31.7	Enterprise ▲	21	74 660	9 635 651	70.6
Mobile	3	1 247 776	5 572 827	40.8	Pelham	22	74 396	9 710 047	71.1
Montgomery	4	1 043 067	6 615 894	48.5	Bessemer	23	72 559	9 782 606	71.7
Homewood	5	567 954	7 183 848	52.6	Sheffield	24	69 502	9 852 108	72.2
Dothan ▲	6	400 020	7 583 868	55.6	Alexander City	25	68 855	9 920 963	72.7
Tuscaloosa	7	317 383	7 901 251	57.9	Auburn	26	67 611	9 988 574	73.2
Decatur ▲	8	230 164	8 131 415	59.6	Prattville ▲	27	63 649	10 052 223	73.6
Gadsden	9	206 361	8 337 776	61.1	Alabaster	28	61 538	10 113 761	74.1
Florence	10	197 570	8 535 346	62.5	Athens	29	54 572	10 168 333	74.5
Anniston	11	137 926	8 673 272	63.5	Madison ▲	30	52 045	10 220 378	74.9
Mountain Brook	12	136 532	8 809 804	64.5	Andalusia	31	49 013	10 269 391	75.2
Hoover ▲	13	111 299	8 921 103	65.4	Fort Payne	32	47 592	10 316 983	75.6
Vestavia Hills ▲	14	104 236	9 025 339	66.1	Phenix City ▲	33	47 417	10 364 406	75.9
Opelika	15	103 614	9 128 953	66.9	Muscle Shoals	34	47 137	10 411 537	76.3
Cullman	16	99 548	9 228 501	67.6	Albertville	35	44 461	10 455 998	76.6
Northport	17	89 253	9 317 754	68.3	Russellville	36	41 940	10 497 938	76.9
Jasper	18	86 537	9 404 291	68.9	Talladega	37	38 832	10 536 770	77.2
Selma	19	81 534	9 485 825	69.5	Fairhope	38	37 179	10 573 949	77.5

See footnotes at end of table.

SERVICE INDUSTRIES—GEOGRAPHIC AREA SERIES

ALABAMA AL-89

Table 9. Places With 2,500 Inhabitants or More Ranked by Volume of Receipts of Firms Subject to Federal Income Tax: 1992 —Con.

[Includes only establishments with payroll. For meaning of abbreviations and symbols, see introductory text. For explanation of terms and comparability of 1987 and 1992 censuses, see appendix A. For information on geographic areas followed by ▲, see appendix F]

Geographic area	Receipts		Cumulative receipts		Geographic area	Receipts		Cumulative receipts	
	Rank ¹	Amount (\$1,000)	Amount (\$1,000)	Percent of State total		Rank ¹	Amount (\$1,000)	Amount (\$1,000)	Percent of State total
Alabama—Con.					Alabama—Con.				
Sylacauga	39	34 062	10 608 011	77.7	Pleasant Grove	84	10 196	11 488 702	84.2
Scottsboro	40	33 646	10 641 657	78.0	Fayette	85	9 806	11 498 508	84.2
Saraland	41	32 890	10 674 547	78.2	Rainbow City	86	9 542	11 508 050	84.3
Eufaula	42	32 588	10 707 135	78.4	Lanett	87	9 457	11 517 507	84.4
Ozark	43	29 815	10 736 950	78.7	Winfield ▲	88	8 767	11 526 274	84.4
Troy	44	29 201	10 766 151	78.9	Valley	89	8 343	11 534 617	84.5
Foley	45	29 019	10 795 170	79.1	Columbiana	90	8 260	11 542 877	84.6
Hartselle	46	28 998	10 824 168	79.3	Geneva	91	7 234	11 550 111	84.6
Hueytown	47	27 024	10 851 192	79.5	Luverne	92	7 056	11 557 167	84.7
Atmore	48	26 723	10 877 915	79.7	Midfield	93	7 034	11 564 201	84.7
Pell City	49	25 982	10 903 897	79.9	Thomasville	94	6 948	11 571 149	84.8
Hamilton	50	25 792	10 929 689	80.1	Childersburg ▲	95	6 604	11 577 753	84.8
Guntersville	51	25 280	10 954 969	80.3	Lafayette	96	6 557	11 584 310	84.9
Greenville	52	24 535	10 979 504	80.4	Union Springs	97	5 996	11 590 306	84.9
Fairfield	53	24 532	11 004 036	80.6	Marion	98	5 962	11 596 268	85.0
Tarrant	54	24 126	11 028 162	80.8	Centreville	99	5 878	11 602 146	85.0
Tuscumbia	55	23 336	11 051 498	81.0	Livingston	100	5 757	11 607 903	85.0
Jackson	56	22 871	11 074 369	81.1	Aliceville	101	5 614	11 613 517	85.1
Oxford ▲	57	22 300	11 096 699	81.3	Montevallo	102	5 551	11 619 068	85.1
Demopolis	58	20 948	11 117 647	81.5	Greensboro	103	5 492	11 624 560	85.2
Clanton	59	19 513	11 137 160	81.6	Rainsville	104	5 376	11 629 936	85.2
Prichard	60	18 571	11 155 731	81.7	Elba	105	5 373	11 635 309	85.2
Daphne	61	18 370	11 174 101	81.9	Abbeville	106	4 768	11 640 077	85.3
Monroeville	62	18 163	11 192 264	82.0	Glencoe ▲	107	4 663	11 644 740	85.3
Gardendale	63	18 023	11 210 287	82.1	Millbrook	108	4 642	11 649 382	85.3
Brewton	64	17 181	11 227 468	82.3	Adamsville	109	4 564	11 653 946	85.4
Trussville	65	16 901	11 244 369	82.4	Chickasaw	110	4 345	11 658 291	85.4
Oneonta	66	16 684	11 261 053	82.5	Headland	111	4 091	11 662 382	85.4
Jacksonville	67	14 518	11 275 571	82.6	Piedmont ▲	112	3 843	11 666 225	85.5
Opp	68	14 493	11 290 064	82.7	Warrior	113	3 745	11 669 970	85.5
Leeds ▲	69	14 450	11 304 514	82.8	Cordova	114	3 550	11 673 520	85.5
Boaz ▲	70	14 308	11 318 822	82.9	Centre	115	3 453	11 676 973	85.6
Tallahassee ▲	71	13 908	11 332 730	83.0	Citronelle	116	3 306	11 680 279	85.6
Dadeville	72	13 755	11 346 485	83.1	Fultondale	117	3 031	11 683 310	85.6
Arab ▲	73	13 425	11 359 910	83.2	Heflin	118	2 924	11 686 234	85.6
Attalla	74	13 314	11 373 224	83.3	Helena	119	2 806	11 689 040	85.6
Haleyville ▲	75	12 648	11 385 872	83.4	Red Bay	120	2 330	11 691 370	85.7
Bay Minette	76	12 343	11 398 215	83.5	Satsuma	121	2 140	11 693 510	85.7
Hokes Bluff	77	12 290	11 410 505	83.6	York	122	2 004	11 695 514	85.7
Daleville	78	12 128	11 422 633	83.7	Sumiton ▲	123	1 966	11 697 480	85.7
Gulf Shores	79	11 802	11 434 435	83.8	Linden	124	1 962	11 699 442	85.7
Evergreen	80	11 797	11 446 232	83.9	Bridgeport	125	1 033	11 700 475	85.7
Moulton	81	10 862	11 457 094	83.9	Moody	126	1 014	11 701 489	85.7
Roanoke	82	10 730	11 467 824	84.0	Brent	127	928	11 702 417	85.7
Wetumpka	83	10 682	11 478 506	84.1	Southside ▲	128	811	11 703 228	85.7
					East Brewton	129	324	11 703 552	85.7
					Brighton	(X)	(D)	(X)	(X)
					Lincoln	(X)	(D)	(X)	(X)
					Lipscomb	(X)	(D)	(X)	(X)
					Tuskegee	(X)	(D)	(X)	(X)
					Weaver	(X)	(D)	(X)	(X)

¹Places with suppressed receipts (if applicable) are listed at end of table rather than by rank to avoid disclosing data for individual companies.

Table 10. Counties Ranked by Volume of Receipts of Firms Subject to Federal Income Tax: 1992

[Includes only establishments with payroll. For meaning of abbreviations and symbols, see introductory text. For explanation of terms and comparability of 1987 and 1992 censuses, see appendix A. For information on geographic areas followed by ▲, see appendix F]

Geographic area	Receipts		Cumulative receipts		Geographic area	Receipts		Cumulative receipts	
	Rank ¹	Amount (\$1,000)	Amount (\$1,000)	Percent of State total		Rank ¹	Amount (\$1,000)	Amount (\$1,000)	Percent of State total
Alabama	(X)	13 649 233	13 649 233	100.0	Alabama—Con.				
Jefferson	1	4 292 414	4 292 414	31.4	Baldwin	12	205 525	11 347 624	83.1
Madison	2	2 299 430	6 591 844	48.3	Lee	13	177 717	11 525 341	84.4
Mobile	3	1 396 280	7 988 124	58.5	Colbert	14	159 100	11 684 441	85.6
Montgomery	4	1 059 212	9 047 336	66.3	Cullman	15	116 000	11 800 441	86.5
Tuscaloosa	5	422 767	9 470 103	69.4	Tallapoosa	16	106 978	11 907 419	87.2
Houston	6	418 557	9 888 660	72.4	Marshall	17	106 661	12 014 080	88.0
Shelby	7	298 225	10 186 885	74.6	Walker	18	105 378	12 119 458	88.8
Morgan	8	282 577	10 469 462	76.7	Dallas	19	101 655	12 221 113	89.5
Etowah	9	252 795	10 722 257	78.6	Talladega	20	98 518	12 319 631	90.3
Lauderdale	10	213 478	10 935 735	80.1	Coffee	21	82 965	12 402 596	90.9
Calhoun	11	206 364	11 142 099	81.6					

Table 10. Counties Ranked by Volume of Receipts of Firms Subject to Federal Income Tax: 1992—Con.

[Includes only establishments with payroll. For meaning of abbreviations and symbols, see introductory text. For explanation of terms and comparability of 1987 and 1992 censuses, see appendix A. For information on geographic areas followed by ▲, see appendix F]

Geographic area	Receipts		Cumulative receipts		Geographic area	Receipts		Cumulative receipts	
	Rank ¹	Amount (\$1,000)	Amount (\$1,000)	Percent of State total		Rank ¹	Amount (\$1,000)	Amount (\$1,000)	Percent of State total
Alabama—Con.					Alabama—Con.				
DeKalb	22	76 833	12 479 429	91.4	Marengo	42	23 747	13 371 074	98.0
Limestone	23	68 053	12 547 482	91.9	Monroe	43	22 123	13 393 197	98.1
Covington	24	67 914	12 615 396	92.4	Winston	44	17 869	13 411 066	98.3
Autauga	25	63 722	12 679 118	92.9	Greene	45	16 798	13 427 864	98.4
Dale	26	63 402	12 742 520	93.4	Lamar	46	16 648	13 444 512	98.5
					Bibb	47	15 890	13 460 402	98.6
					Lawrence	48	15 201	13 475 603	98.7
					Conecuh	49	13 922	13 489 525	98.8
					Randolph	50	13 888	13 503 413	98.9
					Choctaw	51	13 777	13 517 190	99.0
Macon	27	53 952	12 796 472	93.8					
Franklin	28	51 188	12 847 660	94.1	Geneva	52	13 391	13 530 581	99.1
Russell	29	49 924	12 897 584	94.5	Pickens	53	12 663	13 543 244	99.2
Jackson	30	48 172	12 945 756	94.8	Clay	54	11 200	13 554 444	99.3
Escambia	31	48 114	12 993 870	95.2	Fayette	55	10 399	13 564 843	99.4
					Sumter	56	9 901	13 574 744	99.5
Elmore	32	43 059	13 036 929	95.5	Cherokee	57	9 657	13 584 401	99.5
Marion	33	41 324	13 078 253	95.8	Henry	58	9 274	13 593 675	99.6
St. Clair	34	39 280	13 117 533	96.1	Hale	59	8 726	13 602 401	99.7
Blount	35	38 158	13 155 691	96.4	Wilcox	60	8 702	13 611 103	99.7
Barbour	36	35 754	13 191 445	96.6	Crenshaw	61	8 320	13 619 423	99.8
					Bullock	62	6 977	13 626 400	99.8
Clarke	37	35 164	13 226 609	96.9	Perry	63	6 686	13 633 086	99.9
Chambers	38	33 167	13 259 776	97.1	Washington	64	6 028	13 639 114	99.9
Pike	39	31 881	13 291 657	97.4	Cleburne	65	4 502	13 643 616	100.0
Butler	40	31 076	13 322 733	97.6	Coosa	66	3 187	13 646 803	100.0
Chilton	41	24 594	13 347 327	97.8	Lowndes	67	2 430	13 649 233	100.0

¹Counties with suppressed receipts (if applicable) are listed at end of table rather than by rank to avoid disclosing data for individual companies.

Appendix A.

General Explanation

CENSUS COVERAGE AND METHODOLOGY

Structure and method of enumeration. Firms in the 1992 Census of Service Industries were divided into the nonmail universe and mail universe. The coverage and the method of obtaining census information from each follow:

1. The nonmail universe consisted of firms which were not required to file a regular census return and included:

- a. All taxable nonemployers, i.e., all firms subject to Federal income tax with no paid employees during 1992. Receipts information for these firms was obtained from administrative records of other Federal agencies. Although consisting of many firms, nonemployers accounted for less than 10 percent of total receipts of all establishments covered in the census.

The census included only those service nonemployer firms which reported a receipts volume of \$1,000 or more during 1992. Establishments exempt from Federal income tax with no paid employees were excluded as in previous censuses.

Data for nonemployers are not included in this report but are provided in a subsequent Non-employer Statistics report (SC92-N-1).

- b. Selected small employers, i.e., single-establishment firms with payroll below a specified cutoff. (The term "employers" refers to firms with one or more paid employees at any time during 1992 as shown in the active administrative records of other Federal agencies.) Although the payroll cutoff varied by kind of business, small employers generally included firms with less than 10 employees and represented about 10 percent of total receipts of establishments covered in the census.

Data on receipts, payroll, and employment for employer firms below the payroll cutoff were derived or estimated from administrative records of other Federal agencies, except for a sample of small employer firms in classifications for which specialized data requirements precluded reliance solely on administrative records sources. This sample was included in the mail universe.

2. The mail universe consisted of firms for which information was obtained by means of a mail canvass and included:

- a. Large employers, i.e., all multiestablishment firms, and all employer firms above the payroll size cutoff referred to in section 1b. Within this category, a report of company organization was conducted periodically to identify establishment locations of firms which operated at more than one location and to obtain information on payroll and mid-March employment at each location. The 1991 Report of Company Organization was used as a coverage check in the census. In the 1992 census, all multi-establishment firms were asked to notify the Census Bureau of any establishments for which a form was not received. Report forms were subsequently provided to the firms for these establishments.
- b. A sample of small employer firms in classifications for which specialized data precluded reliance solely on administrative records sources. These firms were sent the census mailing packages containing the appropriate 1992 questionnaire.

Method of classifying kinds of business. The service industries classifications for all establishments were based on the *Standard Industrial Classification Manual: 1987*¹ (SIC). However, the method of assigning these classifications, and the level of detail at which establishments were classified, differed between the nonmail and mail universes as follows:

1. The nonmail universe

- a. Nonemployers were classified on the basis of information obtained from administrative records of other Federal agencies.
- b. Selected small employers were classified on the basis of the most current census kind-of-business classification available from one of the Census Bureau's current sample surveys or the 1987 census. Otherwise, the classification was obtained from administrative records of other Federal agencies.

If the census or administrative record classifications proved inadequate (none corresponded to a 1992 census classification in the detail required for

¹*Standard Industrial Classification Manual: 1987*. For sale by Superintendent of Documents, U.S. Government Printing Office, Washington, DC 20402. Stock No. 041-001-00314-2.

employers), the firm was sent a brief inquiry requesting information necessary to assign a 1992 census kind-of-business code.

2. Establishments in the mail universe were classified on the basis of their self-designation, answers to questions on receipts by type of service provided, and other special inquiries.

Method of assigning tax status. For kind-of-business classifications² where there were substantial numbers of taxable and tax-exempt establishments, establishments were classified based on the Federal income tax filing requirement for the establishment or organization. This classification was based primarily on the response to an inquiry on the census questionnaire. Establishments that indicated that all or part of their income was exempt from Federal income tax under provisions of section 501 of the IRS code were classified as tax-exempt; establishments indicating no such exemption were classified as taxable. All government-operated hospitals were classified as tax-exempt. For establishments in the nonmail universe, the tax status classification was based upon the type of tax return filed by the firm or organization.

For selected kind-of-business classifications³ comprised primarily of tax-exempt establishments, all establishments in those classifications were defined as tax-exempt. All establishments in the remaining kind-of-business classifications (comprised primarily of taxable establishments) were defined as taxable.

COMPARABILITY OF THE 1987 AND 1992 CENSUSES

The 1987 and 1992 censuses were conducted under similar conditions and procedures except for the following:

Geographic areas. The boundaries of a number of areas for which data are shown in the 1992 census are not the same as in the 1987 census because of annexations; other boundary changes; and redefinitions of metropolitan statistical areas (MSA's), primary metropolitan statistical areas (PMSA's), and consolidated metropolitan statistical areas (CMSA's).⁴ In addition, data for consolidated cities are included in the 1992 census.

Data for special economic urban areas (SEUA's) with 10,000 inhabitants or more in Michigan, Minnesota, New York, and Wisconsin qualified for publication in the 1992 census. This included townships in Michigan and Minnesota and towns in New York and Wisconsin. However, Minnesota did not have any townships that met the population criteria.

²SIC's 7032, 792, 7991 pt., 7997, 7999 pt., 8011 pt., 8021 pt., 805, 806, 808, 809, 82, 83, 84 pt., 873 ex. 8733, 874 ex. 8744.

³SIC's 7041, 8111 pt., 84 pt., 86, 8733.

⁴Newly defined metropolitan areas (MA's) were announced by the Office of Management and Budget (OMB) effective June 30, 1993.

Nonemployer firms. In 1987, data for nonemployer firms were published for the United States, States, metropolitan areas, counties, and places in four regional reports in the Nonemployer Statistics Series (SC87-N-1 to -4).

For 1992, data for nonemployers by kind of business are presented in one *Nonemployer Statistics* report (SC92-N-1) for the United States, States, and metropolitan areas. Nonemployer data for counties and places are available on compact disc-read only memory (CD-ROM).

Employment. In 1987, employment data withheld to avoid disclosing data for individual companies were represented with the symbol "(D)." In 1992, withheld employment data are represented with symbols that denote employment size ranges. These symbols are defined in the introductory text.

Sources of receipts/revenue. In 1987, data on sources of receipts/revenue for selected industries were published with other industry-specific data in the *Miscellaneous Subjects* report (SC87-S-4) of the Subject Series. In 1992, sources of receipts/revenue data are presented separately in the *Sources of Receipts or Revenue* report (SC92-S-4) of the Subject Series.

Legal form of organization. In 1987, data on the number of individual proprietorships/partnerships were published in the Geographic Area Series. In 1992, individual proprietorship/partnership data are published in the *Establishment and Firm Size* report (SC87-S-1) and in the *Nonemployer Statistics* report (SC87-N-1).

EXPLANATION OF TERMS

Establishments. An establishment is a single physical location at which business is conducted. It is not necessarily identical with a company or enterprise, which may consist of one establishment or more. Statistics for service industries represent a summary of reports for individual establishments rather than companies. For cases where a census report was received, separate information was obtained for each location where business was conducted. When administrative records of other Federal agencies were used instead of a census report, no information was available on the number of locations operated. Estimates of this number were derived from a sample and are provided in the service industries report, *Miscellaneous Subjects* (SC92-S-5). Each census report was tabulated according to the physical location at which the business was conducted. The count of establishments represents those in business at any time during 1992. Appendix G provides a comparison of the number of establishments active any time during the year versus the number in business at the end of the year.

When two activities or more were carried on at a single location under a single ownership, all activities generally were grouped together as a single establishment. The

entire establishment was classified on the basis of its major activity and all data for it were included in that classification. However, when distinct and separate economic activities (for which different industry classification codes were appropriate) were conducted at a single location under a single ownership, and when conditions prescribed by the SIC manual for recognizing the existence of more than one establishment were met, separate establishment reports for each of the different activities were obtained in the census.

Leased service departments (separately owned businesses operated as departments or concessions of other service establishments or of retail businesses, such as a separately owned shoeshine parlor in a barber shop, or a beauty shop in a department store) are treated as separate service establishments for census purposes. Leased retail departments located in service establishments (e.g., a gift shop located in a hotel) are considered separate retail establishments.

Firms. A firm is a business organization or entity consisting of one domestic establishment (location) or more under common ownership or control. All establishments of subsidiary firms are included as part of the controlling firm. For the economic census, the terms "firm" and "company" are synonymous.

Receipts (Basic dollar volume measure for service establishments of firms subject to Federal income tax). Includes receipts from customers or clients for services rendered, from the use of facilities, and from merchandise sold during 1992 whether or not payment was received in 1992, except for health practitioners and legal, architectural, engineering, and surveying services, which reported on a cash basis (payments received in 1992 regardless of when services were rendered). Excise taxes on gasoline, liquor, tobacco, etc., which are paid by the manufacturer or wholesaler and passed on in the cost of goods purchased by the service establishment, are also included. Receipts from leasing of vehicles, equipment, etc., marketed under operating leases are included in receipts figures as well as the fair sales value of merchandise marketed in 1992 under capital, finance, or "full payout" leases. Receipts also include the total value of service contracts, amounts received for work subcontracted to others, and dues and assessments from members and affiliates.

Receipts are net after deductions for refunds and allowances for merchandise returned by customers. Receipts do not include sales, occupancy, admissions, or other taxes collected from customers and remitted directly by the firm to a local, State, or Federal tax agency, nor do they include income from such sources as contributions, gifts, and grants; dividends, interest, and investments; or sale or rental of real estate. Also excluded are rents from and receipts (gross as well as the establishment's share) of departments and concessions which are operated by others; sales of used equipment rented or leased to

customers; commissions from vending machine operators; and other nonoperating income such as royalties, franchise fees, etc.

Receipts in this report do not include service receipts of manufacturers, wholesalers, retail establishments, or other businesses whose primary activity is other than service. They do, however, include receipts other than from services rendered (e.g., sale of merchandise to individuals or other businesses) by establishments primarily engaged in performing services and classified in the service industries.

Revenue (Basic dollar volume measure for firms exempt from Federal income tax). Includes revenue from customers or clients for services rendered and merchandise sold during 1992, whether or not payment was received in 1992. Also included are income from interest, dividends, gross contributions, gifts, grants (whether or not restricted for use in operations), rents, royalties, dues and assessments from members and affiliates, and receipts from fundraising activities. Receipts from taxable business activities of firms exempt from Federal income tax (Unrelated Business Income) are also included in revenue.

Revenue does not include sales, admissions, or other taxes collected by the organization from customers or clients and paid directly to a local, State, or Federal tax agency; income from the sale of real estate, investments, or other assets (except inventory held for resale); gross receipts of departments, concessions, etc., that are operated by others; and amounts transferred to operating funds from capital or reserve funds.

Expenses. Expenses include payroll, employee benefits, interest, rent, payroll taxes, cost of supplies used for operation, depreciation expenses, fundraising expenses, contracted or purchased services, and other expenses charged to operations during 1992.

Expenses in this report exclude outlays for the purchase of real estate; construction and all other capital improvements; funds invested; assessments or dues paid to the parent or other chapters of the same organization; and, for fundraising organizations, funds transferred to charities and other organizations.

Annual payroll. Payroll includes all forms of compensation, such as salaries, wages, commissions, bonuses, vacation allowances, sick-leave pay, employee contributions to qualified pension plans, and the value of payments in kind (e.g., free meals and lodgings) paid during the year to all employees. Tips and gratuities received by employees from patrons and reported to employers are included. For corporations, payroll includes amounts paid to officers and executives; for unincorporated businesses, it does not include profit or other compensation of proprietors or partners. Payroll is reported before deductions for social security, income tax, insurance, union dues, etc. This definition of payroll is the same as that used by the Internal Revenue Service (IRS) on form 941.

First-quarter payroll. This item consists of payroll, as defined above, paid to persons employed at any time during the quarter January to March 1992.

Paid employees for pay period including March 12. Paid employees consist of the full- and part-time employees, including salaried officers and executives of corporations, who were on the payroll during the pay period including March 12. Included are employees on paid sick leave, paid holidays, and paid vacations; not included are proprietors and partners of unincorporated businesses. The definition of paid employees is the same as that used on IRS form 941.

Auxiliary establishments. Each company included in this census was asked to identify and separately report auxiliary locations whose primary functions were to manage, administer, service, or support the activities of the other establishments of the company. Data presented in this report do not include auxiliary establishments. Data for auxiliaries are presented in a subsequent report issued as part of the *1992 Enterprise Statistics* reports.

KIND-OF-BUSINESS CLASSIFICATIONS

Services, as defined in Division I of the 1987 Standard Industrial Classification (SIC) manual, includes establishments primarily engaged in rendering a wide variety of services to individuals, business and government establishments, and other organizations.

Establishments covered by the census were assigned kind-of-business classifications according to the industry classifications defined in the 1987 SIC manual. When a more detailed classification than defined in the SIC manual was needed, additional kinds of business were identified within an SIC industry.

The basis for a kind-of-business classification is described above in Method of Classifying Kinds of Business. Descriptions of those kinds of business for which data are provided in this report follow.

Hotels, Rooming Houses, Camps, and Other Lodging Places (SIC Major Group 70)

This group includes establishments engaged in providing lodging, or lodging and meals, and camping facilities. Hotels which provide accommodations for permanent residents (e.g., apartment hotels) and residential mobile home parks are classified in Real Estate, Major Group 65.

Hotels and motels (SIC 7011). Commercial establishments, known to the public as hotels, motor hotels, motels, or tourist courts, primarily engaged in providing lodging, or lodging and meals.

For large geographic areas, data are presented for the following subdivisions of this classification:

1. Hotels, 25 guestrooms or more.
2. Hotels, less than 25 guestrooms.
3. Motels, tourist courts.
4. Motor hotels.

The classification of individual establishments into hotels, motor hotels, and motels and tourist courts was based primarily on the respondents' self-designation.

Rooming and boarding houses (SIC 702). Establishments renting rooms, with or without board, on a fee basis. Homes for the elderly, for children, and for the handicapped that provide additional services, other than nursing care, are classified in Industry 8361, and homes that provide nursing and/or health-related care are classified in Industry Group 805. Rooming and boarding houses operated by membership organizations for their members only are classified in Industry 7041.

Sporting and recreational camps (SIC 7032). Sporting and recreational camps providing lodging and meals, or lodging only. Included are children's camps, fishing camps, hunting camps, and dude ranches. Day camps and sports instructional camps, such as baseball, basketball, or football camps, are classified in Industry 7999.

Recreational vehicle parks and campsites (SIC 7033). Establishments providing overnight or short-term sites for recreational vehicles, trailers, campers, or tents. Residential trailer and mobile home parks are classified in Real Estate, Major Group 65.

Organization hotels and lodging houses, on membership basis (SIC 704). Lodging houses and hotels operated by membership organizations for the benefit of their members and guests, and not open to the general public. Hotels operated by such organizations but open to the public are classified in Industry 7011. Residential homes for the elderly and others in need of residential, social, and personal care are classified in Industry 8361.

Personal Services (SIC Major Group 72)

This group includes establishments primarily engaged in providing services generally to individuals, such as barber and beauty shops, drycleaning plants, laundries, and photographic studios. For establishments classified in Industry Group 721, collecting and distributing units (branch outlets, pickup stations, terminals, or depots) owned and operated by a firm which does its own laundry work are not classified as separate establishments. Data for these units are merged with data for the plant where the work is done.

Power laundries, family and commercial (SIC 7211).

Establishments primarily engaged in operating mechanical laundries with steam or other power. Excluded are establishments which have power laundry equipment but which are primarily engaged in a specialty, such as industrial laundering, linen rental, or diaper service. These establishments are classified in other categories within Industry Group 721. Independently owned agencies for laundry plants are classified in Industry 7212. Laundries using small power equipment of household type are classified in Industry 7219.

Garment pressing, and agents for laundries and dry-cleaners (SIC 7212).

Establishments primarily engaged in providing laundry and drycleaning services but which have the laundry and/or drycleaning work done by others. Establishments in this industry may do their own pressing or finishing work. Independently owned collecting and distributing agencies serving drycleaning plants or power laundries are included in this classification.

Linen supply (SIC 7213).

Establishments primarily engaged in supplying, on a rental basis, such laundered items as uniforms, aprons, table covers, bed linens, and towels. Establishments included in this classification may or may not operate their own laundry facilities.

Coin-operated laundries and drycleaning (SIC 7215).

Establishments primarily engaged in the operation of coin-operated or similar self-service laundry and/or drycleaning equipment. Included are establishments known as laundromats, launderettes, self-service drycleaners, etc. Establishments which operate such machinery in apartment houses, dormitories, and similar locations are included. Establishments which rent such machinery (e.g., to apartment houses) are classified in Industry 7359.

For large geographic areas, data are presented for the following subdivisions of this classification:

1. Coin-operated laundries and drycleaning stores.
2. Coin-operated laundry routes.

Drycleaning plants, except rug cleaning (SIC 7216).

Establishments primarily engaged in drycleaning or dyeing apparel and household fabrics other than rugs. Establishments primarily engaged in cleaning rugs are classified in Industry 7217. Independently owned agencies for cleaning plants are classified in Industry 7212. Establishments known as "tailor shops" or "cleaners" are included in this classification only if they do their own cleaning. Establishments primarily engaged in dyeing fabrics for the trade are classified in Manufacturing, Major Group 22.

Carpet and upholstery cleaning (SIC 7217).

Establishments primarily engaged in cleaning carpets and upholstered furniture. Establishments primarily engaged in rug repair are classified in Industry 7699, those primarily

engaged in reupholstering and repairing furniture are classified in Industry 7641, and those primarily engaged in building cleaning are classified in Industry 7349.

Industrial launderers (SIC 7218).

Establishments primarily engaged in supplying laundered or drycleaned work uniforms, wiping towels, protective apparel (gloves, flame resistant clothing, etc.), dust control items (treated mats or rugs, mops, cloths, etc.), and similar items to industrial, commercial, and government users. These items may belong to the industrial launderers and be supplied to users on a rental basis, or they may belong to the customers. Establishments included in this industry may or may not operate their own laundry or drycleaning facilities.

Laundry and garment services, n.e.c. (SIC 7219).

Establishments primarily engaged in furnishing other laundry services, including repair, alteration, and storage of clothes for individuals; diaper service; and hand laundries. Custom tailors, dressmakers, and fur shops making fur apparel to custom order are classified in Retail Trade.

Photographic studios, portrait (SIC 722).

Establishments primarily engaged in still or video portrait photography for the general public. Included in this classification are school, home, and transient portrait photographers. Establishments primarily engaged in commercial photography are classified in Industry 7335; those primarily engaged in video tape production other than portrait are classified in Industry 7812; and those primarily engaged in film developing and/or print processing for the trade or for the general public are classified in Industry 7384.

Beauty shops (SIC 723).

Establishments primarily engaged in providing beauty services or both beauty and barber services. Beauty and cosmetology schools are also included. Beauty shop concessions (owned and operated by concessionaires) in hotels, department stores, etc., are classified in this industry and treated as separate establishments. However, beauty shops owned by and operated as part of other businesses (e.g., hotels, department stores) are considered part of the main establishment.

Barber shops (SIC 724).

Establishments primarily engaged in providing barber and men's hair styling services. Barber colleges are also included. Barber shop concessions (owned and operated by concessionaires) in hotels, department stores, etc., are classified in this industry and treated as separate establishments. However, barber shops owned by and operated as part of other businesses (e.g., hotels, department stores) are considered part of the main establishment.

Shoe repair shops and shoeshine parlors (SIC 725).

Establishments primarily engaged in repairing footwear or shining shoes. Also included are establishments engaged in cleaning and blocking hats. Shoe repair and shoeshine departments (owned and operated by concessionaires) in

hotels, department stores, etc., are classified in this industry and treated as separate establishments. However, shoe repair shops and shoeshine parlors owned and operated as part of other businesses (e.g., hotels, department stores) are considered part of the main establishment.

Funeral service and crematories (SIC 726). Establishments primarily engaged in preparing the dead for burial, conducting funerals, and cremating the dead. Receipts include sales of funeral merchandise, such as caskets and burial clothing, and other services provided directly by the establishments. Also included in the receipts are reimbursements for cash advances made to other establishments for funeral-related merchandise sales and services, such as flowers. Cemeteries, and crematories operated in conjunction with cemeteries, are classified in Real Estate, Industry 6553; crematories and burial services for pets are classified in Agriculture, Industry 0752.

Tax return preparation services (SIC 7291). Establishments primarily engaged in providing tax return preparation services without also providing accounting, auditing, or bookkeeping services. Establishments providing tax return preparation services which also provide accounting, auditing, or bookkeeping services are classified in Industry 8721. Tax return preparation services (owned and operated by concessionaires) in department stores, etc., are classified in this industry and treated as separate establishments. However, tax return preparation services owned and operated as part of other businesses are considered part of the main establishment.

Miscellaneous personal services, n.e.c. (SIC 7299). Establishments primarily engaged in providing personal services, not elsewhere classified, such as saunas; steam and Turkish baths; costume and formal wear rental; operation of coin-operated personal service machines, such as weighing machines, public lockers (except cold storage), pay toilets, etc.; checkroom concessions; dating service; diet or weight reducing workshops; and tanning salons. Establishments operating coin-operated amusement machines, such as pinball machines and juke boxes, are classified in Industry 7993. The operation of physical fitness facilities, including health fitness spas and reducing salons, is classified in Major Group 70 if lodging is also provided and in Industry 7991 if lodging is not provided.

For large geographic areas, data are presented for the following subdivisions of this classification:

1. Massage parlors, tanning salons, and saunas.
2. Diet and weight reducing services.
3. Formal wear rental.
4. Other personal services, n.e.c.

Business Services (SIC Major Group 73)

This group includes establishments primarily engaged in providing services, not elsewhere classified, to business establishments on a contract or fee basis.

Advertising agencies (SIC 7311). Establishments primarily engaged in preparing advertising (writing copy, artwork, graphics, and other creative work) and placing such advertising in periodicals, newspapers, radio, television, or other advertising media for clients on a contract or fee basis. Establishments which place advertising with media but perform no creative services (media buying services) are classified in Industry 7319. Establishments which write advertising copy but do not place the advertising with media are classified in Industry 8999. Establishments which provide commercial art, graphics, or other creative advertising services but do not place the advertising with media are classified in Industry Group 733. Establishments which solicit advertising for nonaffiliated radio, television, newspapers, or magazines are classified in Industry 7313.

Outdoor advertising services (SIC 7312). Establishments primarily engaged in the preparation of poster displays and painted and electric displays on billboards, panels, bulletins, and frames, principally outdoors. Such establishments may (as incidental services) construct, repair, and maintain display boards and may post advertisements. Sign painting shops are classified in Industry 7389. Shops which make neon signs to order are classified in Manufacturing. Establishments primarily engaged in erecting signs are classified in Construction.

Radio, television, and publishers' advertising representatives (SIC 7313). Establishments primarily engaged in soliciting advertising on a contract or fee basis for (nonaffiliated) newspapers, magazines, and other publications, or for radio and television stations. Advertising sales offices operated by the media are classified as auxiliaries.

For large geographic areas, data are presented for the following subdivisions of this classification:

1. Radio and television advertising representatives.
2. Publishers' advertising representatives.

Advertising, n.e.c. (SIC 7319). Establishments primarily engaged in furnishing advertising services, not elsewhere classified, such as handbill distribution, distribution of samples, and transit advertising. Establishments which provide commercial art, graphics, or other creative advertising services but do not place the advertising with the media, are classified in Industry Group 733. Establishments primarily engaged in direct mail advertising, compiling and selling mailing lists, and related services are classified in Industry 7331.

Adjustment and collection services (SIC 7322). Establishments primarily engaged in the collection or adjustment of claims other than insurance. Establishments providing insurance adjustment services are classified in Insurance, Major Group 64. Establishments providing debt counseling or adjustment services for individuals are classified in Industry 7299. Centralized charge services are classified in Finance, Major Group 61.

Credit reporting services (SIC 7323). Establishments primarily engaged in providing mercantile and consumer credit reporting services. Establishments primarily engaged in conducting personal investigations (background) and preparing reports for insurance companies and other business firms are classified in Industry 7389.

Direct mail advertising services (SIC 7331). Establishments primarily engaged in furnishing direct mail advertising services, such as creating, producing, and mailing direct mail advertising. This industry also includes establishments primarily engaged in compiling and selling mailing lists. Establishments primarily engaged in reproducing direct mail copy to order but also providing other direct mail advertising services are classified in Manufacturing if they print the copy, and in Industry 7334 if they duplicate the copy by photocopying or similar reproduction methods.

For large geographic areas, data are presented for the following subdivisions of this classification:

1. Mailing list compilers, brokers, and managers.
2. Direct mail advertising services, except mailing list services.

Photocopying and duplicating services (SIC 7334). Establishments primarily engaged in reproducing text, drawings, plans, maps, or other copy by blueprinting, photocopying, mimeographing, or other methods of duplication other than printing or microfilming. Printing, including "quick printing," is classified in Manufacturing, and microfilming is classified in Industry 7389.

For large geographic areas, data are presented for the following subdivisions of this classification:

1. Blueprinting and photocopying services.
2. Duplicating services, except printing and photocopying.

Commercial photography (SIC 7335). Establishments engaged in providing commercial photography services for advertising agencies, publishers, and other business and industrial users. Establishments engaged in still and video portrait photography are classified in Industry 7221, and those primarily engaged in mapmaking are classified in Industry 7389. Establishments primarily engaged in medical photography are classified in Industry 8099. Establishments primarily engaged in producing commercial video tape or films are classified in Industry 7812.

Commercial art and graphic design (SIC 7336). Establishments primarily engaged in providing commercial art or graphic design services for advertising agencies, publishers, and other business and industrial users. Producers of still and slide films are classified here. Establishments primarily engaged in art, except commercial and medical art, are classified in Industry 8999; those engaged in medical art are classified in Industry 8099; and those providing drafting services are classified in Industry 7389.

For large geographic areas, data are presented for the following subdivisions of this classification:

1. Commercial art.
2. Graphic arts and related design.

Secretarial and court reporting services (SIC 7338). Establishments primarily engaged in furnishing secretarial, typing, word processing, resume writing, and court reporting services.

Disinfecting and pest control services (SIC 7342). Establishments primarily engaged in providing disinfection and termite, insect, rodent, and other pest control generally in dwellings or other buildings. Establishments primarily engaged in pest control for lawns or agricultural production are classified in Agriculture.

Building cleaning and maintenance services, n.e.c. (SIC 7349). Establishments primarily engaged in furnishing building cleaning and maintenance services, not elsewhere classified, such as window cleaning, janitorial services, floor waxing, and office cleaning. General contractors and special trade contractors primarily engaged in building repair work, cleaning building exteriors by sand or steam blasting, or cleaning up after construction are classified in Construction.

Medical equipment rental and leasing (SIC 7352). Establishments primarily engaged in renting or leasing (except finance leasing) medical equipment. These establishments may also sell medical supplies, but establishments primarily engaged in selling medical supplies are classified in Wholesale or Retail Trade. Establishments primarily engaged in finance leasing are classified in Finance, Industry 6159.

Heavy construction equipment rental and leasing (SIC 7353). Establishments primarily engaged in renting or leasing (except finance leasing) heavy construction equipment, with or without operators. Establishments primarily engaged in finance leasing are classified in Finance, Industry 6159.

For large geographic areas, data are presented for the following subdivisions of this classification:

1. Rental and leasing of heavy construction equipment without operators.
2. Rental and leasing of heavy construction equipment with operators.

Equipment rental and leasing, n.e.c. (SIC 7359). Establishments primarily engaged in renting or leasing (except finance leasing) equipment, not elsewhere classified, such as tools, furniture, industrial equipment (except heavy construction), televisions, appliances, party supplies, etc. Establishments primarily engaged in finance leasing are classified in Finance, Industry 6159.

Establishments renting or leasing automobiles and trucks without drivers are classified in Industry Group 751; those renting with drivers, in Transportation. Establishments renting (or leasing) medical equipment are classified in Industry 7352; video tapes and cassettes, in Industry 7841; amusement and recreation items, such as bicycles, beach chairs, etc., in Industry 7999; personal items, such as formal wear, lockers (other than refrigerated), and pillows, in Industry 7299; commercial boats, in Water Transportation, Major Group 44. Direct leasing of machinery or equipment by the manufacturer is classified in Manufacturing or Wholesale Trade. Establishments primarily leasing computer time, including time-sharing services, are classified in Industry 7374; and those renting or leasing computers or data processing equipment, in Industry 7377.

For large geographic areas, data are presented for the following subdivisions of this classification:

1. Equipment rental, except rent-to-own.
2. Equipment leasing, except finance leasing.
3. Rent-to-own.

Employment agencies (SIC 7361). Establishments primarily engaged in providing placement and employment services for employers or those seeking employment. Modeling agencies and nurses' registries are included. Theatrical employment agencies are classified in Industry 7922; motion picture casting bureaus, in Industry 7819; and establishments engaged in furnishing help to other businesses, in Industry 7363.

Help supply services (SIC 7363). Establishments primarily engaged in supplying temporary or continuing help (except agricultural) to other businesses on a contract or fee basis. The help supplied is on the payroll of the supplying establishment but is under the direct or general supervision of the business to whom the help is furnished. Establishments primarily engaged in providing placement and employment services are classified in Industry 7361. Establishments which provide both management and staff to operate a business are classified according to the type of activity of the business. Establishments primarily engaged in furnishing personnel to perform a range of services in support of the operation of other establishments are classified in Industry 8744. Farm labor supply is classified in Agriculture, Industry 0761.

For large geographic areas, data are presented for the following subdivisions of this classification:

1. Temporary help supply.
2. Employee leasing.
3. Other help supply services.

Computer programming services (SIC 7371). Establishments primarily engaged in providing custom computer programming services on a contract or fee basis. These

establishments often perform a variety of additional services, such as computer software design and analysis, modification of existing software, and training in the use of custom software. Establishments primarily engaged in the development and marketing of prepackaged software are classified in Industry 7372. Computer processing services are classified in Industry 7374.

Prepackaged software (SIC 7372). Establishments primarily engaged in designing and developing prepackaged software, including operating, utility, and applications programs. These establishments may also prepare software documentation for the user, install software for the user, and train the user in the use of the software. Establishments primarily engaged in buying and selling prepackaged software are classified in Wholesale or Retail Trade. Custom computer software services, including computer code authors, are classified in Industry 7371.

Computer integrated systems (SIC 7373). Establishments primarily engaged in developing or modifying computer software and packaging or bundling the software with hardware (computers and peripheral equipment) to create an integrated system for specific application. These establishments are involved in all phases of systems development, from design through installation. Establishments primarily engaged in buying and selling computer software and/or hardware are classified in Wholesale or Retail Trade, and establishments primarily engaged in manufacturing computers and/or peripheral equipment are classified in Manufacturing.

Computer processing and data preparation and processing services (SIC 7374). Establishments primarily engaged in providing computer processing and data preparation services. Service may consist of complete processing and preparation of reports from data supplied by the customer, or it may be specialized, such as data entry or making data processing equipment available on an hourly or time-sharing basis.

Information retrieval services (SIC 7375). Establishments primarily engaged in providing on-line information retrieval services on a contract or fee basis. The information generally involves a range of subjects and is taken from other primary sources. Establishments which collect and originate the data are classified in the industry associated with that activity.

Computer facilities management services (SIC 7376). Establishments primarily engaged in providing on-site management and operation of computer and data processing facilities on a contract or fee basis. Establishments primarily engaged in providing computer and data processing at their own facilities are classified in Industry 7374.

Computer rental and leasing (SIC 7377). Establishments primarily engaged in renting or leasing (except finance) computers and related data processing equipment on the

customers' site, whether or not also providing maintenance or support services. Establishments primarily engaged in both manufacturing and leasing computers and related data processing equipment are classified in Division D, Manufacturing, and separate establishments owned by the manufacturer and primarily engaged in leasing are classified in Wholesale Trade. Establishments primarily engaged in finance leasing of computers and related data processing equipment are classified in Finance, Industry 6159, and those primarily engaged in leasing computer time are classified in Industry 7374.

Computer maintenance and repair (SIC 7378). Establishments primarily engaged in the maintenance and repair of computers and computer peripheral equipment.

Computer related services, n.e.c. (SIC 7379). Establishments primarily engaged in providing computer related services, not elsewhere classified, such as computer consulting, disk and diskette conversion, and tape recertification.

For large geographic areas, data are presented for the following subdivisions of this classification:

1. Computer consultants.
2. Miscellaneous computer services, n.e.c.

Detective, guard, and armored car services (SIC 7381). Establishments primarily engaged in providing detective, guard, and armored car services. Fingerprint service, polygraph service, and rental of dogs for protective service are included in this classification.

For large geographic areas, data are presented for the following subdivisions of this classification:

1. Detective agencies and guard services.
2. Armored car services.

Security systems services (SIC 7382). Establishments primarily engaged in monitoring and maintaining security systems devices, such as burglar and fire alarms. These establishments may also sell, lease, and/or install the security systems which they monitor and maintain. Establishments primarily engaged in the sales and installation, or installation only, of such devices are classified in Construction, Industry 1731.

News syndicates (SIC 7383). Establishments primarily engaged in providing news, pictures, features, and news reporting services to newspapers and periodicals. Separate establishments of newspaper and periodical publishers which are engaged in gathering news are classified as auxiliaries.

Photofinishing laboratories (SIC 7384). Establishments primarily engaged in developing film and photographic prints and enlargements. Data for retail outlets (kiosks),

which are owned and operated by photofinishing laboratories for the pickup and delivery of film, are merged with data for the laboratory which owns them and are not treated as separate establishments. Establishments primarily engaged in processing motion picture and video film for the motion picture and television industries are classified in Industry 7819.

For large geographic areas, data are presented for the following subdivisions of this classification:

1. Photofinishing laboratories, except "one-hour" (mini) labs.
2. "One-hour" (mini) photofinishing.

Business services, n.e.c. (SIC 7389). Establishments primarily engaged in furnishing business services, not elsewhere classified, such as auctioneers' establishments (service only), business brokers, drafting service, independent lecture bureaus, inspection service, printing brokers, notaries public, and shop window decoration or trimming, on a commission or fee basis.

For large geographic areas, data are presented for the following subdivisions of this classification:

1. Sign painting shops. Establishments primarily engaged in making signs to individual order or in doing office door and window lettering. Establishments primarily engaged in making signs other than on a custom basis and neon sign manufacturers are classified in Manufacturing.
2. Interior designing. Establishments primarily engaged in advising clients on the selection of furniture, draperies, rugs, and other interior decorations on a commission or fee basis. Establishments providing interior designing service but primarily engaged in the sale of merchandise, are not included. Painting and papering contractors who frequently call themselves "interior decorators" are classified in Construction.
3. Telephone answering services. Establishments primarily engaged in transmitting telephone messages to their clients. Paging services are classified in Communications.
4. Water softening and conditioning services. Establishments primarily engaged in softening water by chemical treatment or other methods.
5. Packaging and labeling services. Establishments primarily engaged in packaging and labeling products, on a contract or fee basis, in packages or other containers normally intended for retail distribution. Companies primarily engaged in packing, crating, and otherwise preparing goods for shipping are classified in Transportation.
6. Trading stamp services. Establishments primarily engaged in selling trading stamps or merchandise coupons to merchants. The redemption stores of trading stamp companies are classified as auxiliary to this industry.

7. Convention and trade show services. Establishments primarily engaged in providing a variety of services to conventions and trade shows on a contract or fee basis, including decoration services, registration services, promotion, and other administrative functions.
8. Private mail centers. Establishments primarily engaged in providing mailbox rental and other postal and mailing (except advertising) services. In addition, establishments may provide typing, photocopying, and FAX services, and may sell office supplies.
9. Miscellaneous business services, n.e.c. Establishments primarily engaged in furnishing business services, not elsewhere classified.

Automotive Repair, Services, and Parking (SIC Major Group 75)

This group includes establishments primarily engaged in furnishing automotive repair, rental, leasing, parking, and other services. Similar facilities owned and operated by concerns for their own use and not available to the general public are treated as auxiliary establishments of those concerns and are not included here. Automotive repair shops operated by establishments engaged in the sale of new automobiles are classified in Retail Trade, as are those operated by gasoline service stations (where sales of merchandise (including fuel) exceed repair receipts). Automobile driving instruction is classified in Industry 8299.

Truck rental and leasing, without drivers (SIC 7513).

Establishments primarily engaged in short-term rental or extended-term leasing (with or without maintenance) of trucks, truck tractors, or semitrailers without drivers. Establishments primarily engaged in renting or leasing, except finance leasing, of industrial trucks are classified in Industry 7359; those renting or leasing trucks with drivers are classified in Transportation, Industry Group 421; and those renting or leasing heavy construction and earth moving equipment are classified in Industry 7353. Establishments primarily engaged in finance leasing are classified in Finance, Major Group 61.

For large geographic areas, data are presented for the following subdivisions of this classification:

1. Truck rental, without drivers.
2. Truck leasing, except finance leasing.

Passenger car rental (SIC 7514). Establishments primarily engaged in short-term rental of passenger cars without drivers. Data for separate automotive rental offices or concessions (e.g., airport locations) in the same metropolitan area, for which a common fleet of cars is maintained, are merged and not considered as separate establishments. Establishments primarily engaged in renting automobiles with drivers are classified in Transportation, Industry 4119.

Passenger car leasing (SIC 7515). Establishments primarily engaged in extended-term leasing of passenger cars without drivers. These establishments may or may not provide maintenance of vehicles as part of the lease contract. Establishments primarily engaged in renting automobiles with drivers are classified in Transportation, Industry 4119. Establishments primarily engaged in finance leasing are classified in Finance, Major Group 61.

Utility trailer and recreational vehicle rental (SIC 7519).

Establishments primarily engaged in daily or extended-term rental of utility trailers and recreational vehicles. Establishments primarily engaged in renting motorcycles, bicycles, golf carts, gocarts, or recreational boats are classified in Industry 7999, and those engaged in renting airplanes are classified in Industry 7359. Establishments primarily engaged in the rental of mobile homes on site are classified in Real Estate, Industry 6515.

Automobile parking (SIC 7521).

Establishments primarily engaged in the temporary parking of automobiles usually on an hourly, daily, or monthly contract or fee basis. Excluded are municipal parking lots and lots operated by establishments or institutions primarily engaged in other activities (e.g., department stores, hospitals, restaurants). Valet parking is classified in Industry 7299. Establishments primarily engaged in extended or dead storage of automobiles are classified in Transportation, Industry 4226.

For large geographic areas, data are presented for the following subdivisions of this classification:

1. Parking lots.
2. Parking structures.

Top, body, and upholstery repair shops and paint shops (SIC 7532).

Establishments primarily engaged in the repair of automotive tops, bodies, and interiors, or automotive painting and refinishing. Also included in the industry are establishments primarily engaged in customizing automobiles, trucks, and vans, except on a factory basis. Those engaged in customizing automobiles, trucks, and vans on a factory basis are classified in Manufacturing, Industry Group 371.

For large geographic areas, data are presented for the following subdivisions of this classification:

1. Top and body repair shops.
2. Paint shops.

Automotive exhaust system repair shops (SIC 7533).

Establishments primarily engaged in the installation, repair, or sale and installation of automotive exhaust systems. The sale of mufflers, tailpipes, and catalytic converters is considered to be incidental to the installation of these products.

Tire retreading and repair shops (SIC 7534).

Establishments primarily engaged in repairing and retreading automotive tires. Establishments classified here may either retread customers' tires or retread tires for sale or exchange to the user or the trade.

Automotive glass replacement shops (SIC 7536). Establishments primarily engaged in the installation, repair, or sale and installation of automotive glass. The sale of the glass is considered incidental to the replacement.

Automotive transmission repair shops (SIC 7537). Establishments primarily engaged in the installation, repair, or sale and installation of automotive transmissions. The sale of transmissions and related parts is considered incidental to transmission installation or repair.

General automotive repair shops (SIC 7538). Establishments primarily engaged in general automotive repair, such as engine repair shops (except industrial truck engines), general repair and service garages, and diesel engine repair shops. Establishments primarily engaged in specialized repair of individual engine components, not elsewhere classified, are classified in Industry 7539. Establishments primarily engaged in repair of motorcycles are classified in Industry 7699.

For large geographic areas, data are presented for the following subdivisions of this classification:

1. General automotive repair shops, except diesel.
2. Diesel repair shops.

Automotive repair shops, n.e.c. (SIC 7539). Establishments primarily engaged in specialized automotive repair, not elsewhere classified, such as fuel service (carburetor repair), brake relining, front-end and wheel alignment, and radiator repair. Establishments primarily engaged in automotive welding are classified in Industry 7692.

For large geographic areas, data are presented for the following subdivisions of this classification:

1. Radiator repair.
2. Brake, front end, and wheel alignment.
3. Carburetor repair shops.
4. Automotive electrical repair shops.
5. Other automotive repair shops, n.e.c. Establishments primarily engaged in specialized automotive repairs, not elsewhere classified, such as frame repair, piston ring service and repair, speedometer repair, and heater and air-conditioning repair.

Carwashes (SIC 7542). Establishments primarily engaged in washing, waxing, and polishing motor vehicles or furnishing facilities for the self-service washing of motor vehicles.

Automotive services, except repair and carwashes (SIC 7549). Establishments primarily engaged in furnishing automotive services, except repair and carwashes, such as lubricating service, towing service, diagnostic service, undercoating service, and inspection service.

For large geographic areas, data are presented for the following subdivisions of this classification:

1. Lubrication shops.
2. Towing services.
3. Other automotive services, n.e.c.

Miscellaneous Repair Services (SIC Major Group 76)

This group includes establishments primarily engaged in miscellaneous repair services, not elsewhere classified. Repair departments of retail dealers or manufacturers are not included unless operated as separate establishments and reported as such. This group does not include some repair services of which the more important are: repair to structures (classified in Construction); garment and shoe repair (classified in Major Group 72); automotive repair services (classified in Major Group 75); electronic computer and computer peripheral equipment repair services (classified in Industry 7378); ship and boat repair (classified in Manufacturing); and railroad repair (classified in Manufacturing).

Radio and television repair shops (SIC 7622). Establishments primarily engaged in repairing radios, televisions, phonographs, stereo equipment, and tape recorders. Also included are establishments engaged in installing and repairing television, amateur, and citizens' band antennas, and those engaged in installing and servicing similar equipment in homes, offices, boats, automobiles, or other vehicles. Establishments primarily engaged in installation, repair, or maintenance of radio and television broadcast transmitting antennas and towers are classified in Construction. Repair departments of radio and television dealers are not included here unless operated and reported as separate establishments.

Refrigeration and air-conditioning service and repair shops (SIC 7623). Establishments primarily engaged in servicing and repairing household and commercial electrical refrigerators and air-conditioning and refrigeration equipment. Establishments primarily engaged in servicing and repairing gas refrigeration equipment are classified in Industry 7699, and those repairing automotive air-conditioning equipment are classified in Industry 7539. Establishments primarily engaged in installing refrigeration and air-conditioning systems are classified in Construction.

Electrical and electronic repair shops, n.e.c. (SIC 7629). Establishments primarily engaged in servicing and repairing electrical and electronic equipment, not elsewhere classified, such as electrical household appliances (washing machines, vacuum cleaners, irons, toasters, etc.) and electrical and electronic industrial equipment. Electrical contractors and electrical shops engaged primarily in house wiring are included in Construction, Industry 1731. The repair of electric motors is classified in Industry 7694. Repair of electronic computers and computer peripheral equipment is classified in Industry 7378.

Watch, clock, and jewelry repair (SIC 763). Establishments primarily engaged in the repair of watches, clocks, or jewelry. Establishments primarily engaged in assembling watches from purchased parts are classified in Manufacturing, Industry 3873.

Reupholstery and furniture repair (SIC 764). Establishments primarily engaged in furniture reupholstery and repair. Establishments primarily engaged in selling upholstery materials, making slipcovers and draperies to order, or in upholstering new frames to individual order are classified in Retail Trade, as are establishments making furniture and cabinets on a custom basis.

Welding repair (SIC 7692). Establishments primarily engaged in repair work by welding, including automotive welding. Welding in connection with the manufacture of a product is classified in Manufacturing. Welding contractors doing welding work at construction sites are classified in Construction, Industry 1799.

Armature rewinding shops (SIC 7694). Establishments primarily engaged in rewinding armatures and rebuilding or repairing electric motors. Establishments classified here may either repair customers' equipment or repair their own equipment for sale or exchange to users or to the trade. Establishments primarily engaged in the repair of electrical appliances are classified in Industry 7629.

Repair shops and related services, n.e.c. (SIC 7699). Establishments primarily engaged in specialized repair services, not elsewhere classified, such as farm machinery and equipment repair; lawnmower, saw, knife, and tool sharpening and repair; bicycle repair; lock and gun repair; musical instrument repair; and the repair of typewriters. Repair services which involve primarily electrical or electronic equipment or components are classified in Industry 7629; however, primarily mechanical repair of electrically powered equipment, such as electric sewing machine repair, is included here.

For large geographic areas, data are presented for the following subdivisions of this classification:

1. Farm machinery and equipment repair.
2. Lawnmower and other small gasoline engine repair. Establishments primarily engaged in saw, knife, and tool sharpening are also included here.
3. Sewer and septic tank cleaning services. Establishments primarily engaged in cleaning or repairing sewers and septic tanks. Establishments which install septic tanks are classified in Construction.
4. Other repair and related services, n.e.c. Establishments primarily engaged in specialized repair services, not elsewhere classified, such as aircraft flight instrument repair (except electrical), blacksmith shops, bicycle repair, boiler repair, photographic equipment repair,

dental instrument repair, furnace and chimney cleaning, gunsmith shops, key duplicating shops, motorcycle repair, musical instrument tuning and repair, taxidermists, typewriter repair, umbrella repair, and venetian blind repair.

Motion Pictures (SIC Major Group 78)

This group includes establishments producing and distributing motion pictures, exhibiting motion pictures in commercially operated theaters, and furnishing services to the motion picture industry. The term "motion pictures" includes similar productions for television or other media using film, tape, or other means.

Motion picture and video tape production (SIC 7812). Establishments primarily engaged in the production of theatrical and nontheatrical motion pictures and video tapes for exhibition or sale. Establishments engaged in both production and distribution of motion pictures are included here, as well as those engaged in the production of educational, industrial, and religious films. Establishments primarily engaged in motion picture and video tape reproduction are classified in Industry 7819.

For large geographic areas, data are presented for the following subdivisions of this classification:

1. Motion picture production, except for television.
2. Motion picture and tape production for television.

Services allied to motion picture production (SIC 7819). Establishments primarily engaged in performing auxiliary services to motion picture production, such as motion picture film processing, editing, and titling. Also included are casting bureaus, wardrobe and studio property rental, rental and repair of cameras and other motion picture equipment, stock footage film libraries, and television tape services (editing, transfers, etc.).

Motion picture and video tape distribution (SIC 7822). Establishments primarily engaged in the distribution (rental or sale) of theatrical and nontheatrical motion picture films or in the distribution of video tapes and disks, except to the general public. Establishments engaged in both distribution and production are classified in Industry 7812. Establishments primarily engaged in renting video tapes and disks to the general public are classified in Industry 7841, and those engaged in the sale of video tape and disks to individuals for personal or household use are classified in Retail Trade, Industry 5735.

For large geographic areas, data are presented for the following subdivisions of this classification:

1. Motion picture film exchanges.
2. Film and tape distribution for television.
3. Video tape wholesalers.

Services allied to motion picture distribution (SIC 7829). Establishments primarily engaged in performing auxiliary services to motion picture distribution, such as film delivery service, film purchasing and booking agencies, and film libraries.

Motion picture theaters, except drive-in (SIC 7832). Commercially operated theaters primarily engaged in the indoor exhibition of motion pictures.

Drive-in motion picture theaters (SIC 7833). Commercially operated theaters, commonly known as drive-in theaters, primarily engaged in the outdoor exhibition of motion pictures.

Video tape rental (SIC 7841). Establishments primarily engaged in renting recorded video tapes and disks to the general public for personal or household use. Establishments primarily engaged in renting video recorders and players are classified in Industry 7359. Establishments primarily engaged in selling recorded video tapes and disks to the general public are classified in Retail Trade, Industry 5735, and those engaged in the wholesale distribution of recorded video tapes and disks are classified in Industry 7822.

Amusement and Recreation Services, Except Motion Pictures (SIC Major Group 79)

This group includes establishments primarily engaged in providing amusement, recreation, or entertainment services, not elsewhere classified. Gambling businesses, where legal, are also included in this Major Group; however, combined gambling and lodging facilities with 25 guestrooms or more are classified in Industry 7011. Establishments primarily engaged in operating museums, art galleries, arboreta, and botanical and zoological gardens are classified in Major Group 84.

Dance studios, schools, and halls (SIC 791). Establishments primarily engaged in operating public dance halls or ballrooms, dance studios, and dance schools. Establishments primarily engaged in renting facilities used as dance halls or ballrooms are classified in Real Estate, Industry 6512.

Theatrical producers (except motion picture) and miscellaneous theatrical services (SIC 7922). Establishments primarily engaged in providing live theatrical presentations, such as road companies and summer theaters. This industry also includes services allied with theatrical presentations, such as casting agencies; booking agencies for plays, artists, and concerts; scenery, lighting, and other equipment services; and theatrical ticket agencies. Also included in this industry are producers of live and taped radio programs and commercials and producers of live television programs.

For large geographic areas, data are presented for the following subdivisions of this classification:

1. Producers of live theatrical productions. Stock or repertory companies, whether or not operating their own theaters, are included here. Establishments primarily engaged in producing shows for dinner theaters but not operating the food service are also included here. Dinner theaters operating food service are classified in Retail Trade, Industry 5812.
2. Producers of radio and television shows, except tape producers. Establishments primarily engaged in producing shows for live presentation on radio and television. Producers of motion picture and television tape are classified in Industry 7812 and producers of radio tape in the subgroup Other theatrical services.
3. Artists' and entertainers' managers or agents, concert bureaus, and booking agents.
4. Other theatrical services. Establishments engaged in theatrical services, not elsewhere classified, such as ticket agencies; theatrical, television, and radio employment agencies; theatrical equipment rental and design; and lighting. Radio show tape producers are included here.

Bands, orchestras, actors, and other entertainers and entertainment groups (SIC 7929). Establishments primarily engaged in providing entertainment other than live theatrical presentations. These establishments include bands, orchestras, and entertainers.

For large geographic areas, data are presented for the following subdivisions of this classification:

1. Dance groups and artists.
2. Symphony orchestras, opera companies, and chamber music organizations.
3. Other music groups and artists. Dance and stage bands, orchestras (except symphony or chamber), combos, quintets, soloists, and similar musical organizations, groups, and artists.
4. Other entertainers and entertainment groups. Entertainers other than dance bands, symphony orchestras, dance groups, or similar musical and dance organizations.

Bowling centers (SIC 7933). Establishments primarily engaged in providing facilities for bowling.

Professional sports clubs and promoters (SIC 7941). Operators and promoters of professional and semiprofessional athletic clubs, promoters of athletic events, and managers of individual professional athletes. Receipts from radio or television broadcasts, from sales of players, from concession operators, and from noncustomer sources are not included in the total receipts for the activities

classified here. Establishments primarily engaged in renting stadiums and athletic fields to sports promoters and clubs are classified in Real Estate, Industry Group 651.

For large geographic areas, data are presented for the following subdivisions of this classification:

1. Baseball clubs.
2. Football clubs.
3. Other professional sports clubs.
4. Managers and promoters.

Racing, including track operation (SIC 7948). Promoters and participants in racing activities, including racetrack operators, operators of racing stables, jockeys, racehorse trainers, and race car owners and operators. Establishments which own racetracks but do not engage in promotion of racing events, are classified in Real Estate, Industry Group 651. Stables and kennels primarily engaged in breeding or boarding horses and dogs are classified in Agriculture, Industry 0752.

For large geographic areas, data are presented for the following subdivisions of this classification:

1. Auto racetrack operation.
2. Horse racetrack operation.
3. Dog racetrack operation.
4. Racing stables and racing, n.e.c.

Physical fitness facilities (SIC 7991). Establishments primarily engaged in operating reducing and other health clubs, spas, and similar facilities featuring exercise and other active physical fitness conditioning, whether or not on a membership basis. Establishments providing aerobic dance and exercise classes are also included here. Sports and recreation clubs are classified in Industry 7997 if operated on a membership basis, and in Industry 7992 or 7999 if open to the general public. Health resorts and spas providing lodging are classified in Major Group 70. Establishments that promote physical fitness through diet control are classified in Industry 7299.

For large geographic areas, data are presented for the following subdivisions of this classification:

1. Physical fitness centers, except gymnasiums and athletic clubs.
2. Gymnasiums and athletic clubs.

Public golf courses (SIC 7992). Privately operated establishments primarily engaged in the operation of golf courses open to the general public on a fee basis. Municipally owned and operated golf courses are not included. Membership golf and country clubs are classified in Industry 7997. Miniature golf courses and golf driving ranges are classified in Industry 7999.

Coin-operated amusement devices (SIC 7993). Establishments primarily engaged in operating coin-operated amusement devices either in their own or in other places of business. Such amusement devices include juke boxes, pinball machines, mechanical games, video games, slot machines (where legal), and similar types of amusement equipment. The amusement devices may also be operated by bills. Amusement arcades and parlors are also included. Establishments primarily engaged in rental of such devices are classified in Industry 7359.

Amusement parks (SIC 7996). Establishments known as amusement parks, theme parks, kiddie parks, etc., which group together a number of attractions, such as mechanical rides, amusement devices, refreshment stands, and picnic grounds. Individual ride operators or concessionaires operating within the park are classified in Industry 7999, as are carnivals operating without a fixed exhibition site. Owners of the park grounds (who do not operate the amusement parks) are classified in Real Estate, Industry Group 651.

Membership sports and recreation clubs (SIC 7997). Sports and recreation clubs which maintain facilities for use only by members and their guests, such as country, golf, tennis, yacht, and swimming clubs. Such establishments are classified here regardless of the proportion of receipts derived from food or liquor sales. Membership organizations engaged in civic, social, or fraternal activities are classified in Industry 864. Physical fitness facilities are classified in Industry 7991.

Amusement and recreation services, n.e.c. (SIC 7999). Establishments primarily engaged in the operation of sports, amusement, and recreation services, not elsewhere classified, such as bathing beaches, swimming pools, and riding academies and schools. Membership sports and recreation clubs not open to the general public are classified in Industry 7997.

For large geographic areas, data are presented for the following subdivisions of this classification:

1. Concession operators of amusement devices and rides. Concession operators of mechanical rides or of amusement devices in amusement parks, carnivals, circuses, or fairs; or operators of independently operated rides or devices of this type.
2. Carnivals and circuses. Establishments operating a group of amusement, service, and/or retail units, generally known as carnivals, which do not have any fixed exhibition site; or companies engaged in the operation of circuses having acrobatic and animal shows and individual circus acts. Side shows are included here. Individual performers in circuses are classified in Other entertainers and entertainment groups, a subgroup of Industry 7929.
3. Fairs. Establishments primarily engaged in arranging and operating the exhibitions and related activities

usually associated with county, State, or similar fairs. Carnivals and side shows which are part of the fairs but which are independently owned and operated are included in the subgroup Carnivals and circuses. Other independently owned and operated amusement device and ride concessions are included in the subgroup Concession operators of amusement devices and rides.

4. Roller skating rinks.
5. Ice skating rinks.
6. Other amusement and recreation services, n.e.c. Establishments primarily engaged in the commercial operation of sports, amusement, and recreation services, not elsewhere classified. Included are establishments engaged in instruction of sports or recreational activities, such as baseball, bridge, golf, judo, karate, skiing, swimming, and tennis. Also included are establishments renting articles for amusement and recreation, such as beach chairs and accessories, bicycles, golf carts, small boats and canoes, and saddle horses.

Other establishments in this classification include commercially operated bathing beaches, gambling establishments (where legal), golf driving ranges, miniature golf courses, riding academies and stables, shooting galleries, slot-car tracks, ski lifts, day camps, and establishments engaged in the commercial operation of swimming pools open to the general public for a fee. Municipally operated golf courses and swimming pools are excluded from this census. Privately owned tourist attractions, such as natural wonders or manmade exhibits, are included here. Museums, art galleries, and botanical and zoological gardens are included in Major Group 84.

Health Services (SIC Major Group 80)

This group includes establishments primarily engaged in furnishing medical, surgical, and other health services to persons. Associations or groups, such as Health Maintenance Organizations (HMO's), primarily engaged in providing medical or other health services to members are included but those which only provide insurance covering hospitalization or medical costs are classified in Insurance, Major Group 63. Hospices providing medical services are also included in this Major Group and are classified according to the primary service provided. Health care facilities were primarily coded based on self-designation. Where multiple levels of care were indicated but were not apparently separate operations, the facility was generally classified based on the highest level of care provided. Veterinarians are classified in Agriculture, Industry Group 074.

Offices and clinics of doctors of medicine (SIC 801). Establishments of licensed practitioners having the degree of M.D. and engaged in the practice of general or specialized medicine and surgery. General medical clinics (staffed by licensed practitioners having M.D. degree) are also classified here.

Associations of physicians formed solely for sharing expenses (including payroll) are also included here. Receipts are not applicable for these associations since their operations are funded by reimbursements from member firms, and these funds are not considered operating receipts for medical services provided. However, their payroll and employment data are included in statistics presented for this category.

For large geographic areas, data are presented for the following subdivisions of this classification:

1. Offices of doctors of medicine. Includes offices as well as group clinics owned and operated by physicians for the purpose of carrying on their profession.
2. General medical clinics. Includes clinics not owned and operated by physicians associated for the purpose of carrying on their profession.

Offices and clinics of dentists (SIC 802). Establishments of licensed practitioners having the degree of D.D.S. (or D.D. Sc.) or D.M.D. and engaged in the practice of general or specialized dentistry, including dental surgery. Dental clinics are also classified here.

For large geographic areas, data are presented for the following subdivisions of this classification:

1. Offices of dentists. Includes offices as well as group clinics owned and operated by dentists associated for the purpose of carrying on their profession.
2. Dental clinics. Includes clinics not owned and operated by dentists associated for the purpose of carrying on their profession.

Offices and clinics of doctors of osteopathy (SIC 803). Establishments of licensed practitioners having the degree of D.O. and engaged in the practice of general or specialized osteopathic medicine and surgery.

For large geographic areas, data are presented for the following subdivisions of this classification:

1. Offices of osteopathic physicians.
2. Osteopathic clinics.

Offices and clinics of chiropractors (SIC 8041). Establishments of licensed practitioners having the degree of D.C. and engaged in the practice of chiropractic medicine.

Offices and clinics of optometrists (SIC 8042). Establishments of licensed practitioners having the degree of O.D. and engaged in the practice of optometry. Establishments where receipts are primarily from the sale of optical goods prescribed as a result of eye examinations performed at another establishment are classified in Retail Trade, Industry 5999.

Offices and clinics of podiatrists (SIC 8043). Establishments of licensed practitioners having the degree of D.P. and engaged in the practice of podiatry.

Offices and clinics of health practitioners, n.e.c. (SIC 8049). Establishments of health practitioners engaged in practice in health fields, not elsewhere classified, such as acupuncturists, midwives, nutritionists, physical and occupational therapists, and psychologists.

Skilled nursing care facilities (SIC 8051). Establishments primarily engaged in providing inpatient nursing and rehabilitative services to patients who require continuous health care but not hospital services. Care must be ordered by and under the direction of a physician. The staff must include a licensed nurse on duty continuously with a minimum of one full-time registered nurse on duty during each day shift. Included are establishments certified to deliver skilled nursing care under the Medicare and Medicaid programs.

Intermediate care facilities (SIC 8052). Establishments primarily engaged in providing inpatient nursing and rehabilitative services but not on a continuous basis. Staffing must include 24-hour per day personnel with a licensed nurse on duty full-time during each day shift. At least once a week, consultation with a registered nurse on the delivery of care is required. Included are facilities certified to deliver intermediate care under the Medicaid program.

Nursing and personal care facilities, n.e.c. (SIC 8059). Establishments primarily engaged in providing some nursing and/or health-related care to patients who do not require the degree of care and treatment that a skilled or intermediate care facility is designed to provide. Included are rest homes, convalescent homes, and other institutions where health care is a major element. Residential facilities, such as homes for the retarded and the elderly which provide personal care but where health care is incidental, are classified in Industry 8361.

General medical and surgical hospitals (SIC 8062). Establishments primarily engaged in providing general medical and surgical services and other hospital services. Specialty hospitals are classified in Industries 8063 and 8069.

Psychiatric hospitals (SIC 8063). Establishments primarily engaged in providing diagnostic medical services and inpatient treatment for the mentally ill. Establishments known as hospitals and primarily engaged in providing health care for the mentally retarded are classified in Industry 8051.

Specialty hospitals, except psychiatric (SIC 8069). Establishments primarily engaged in providing diagnostic services, treatment, and other hospital services for specialized categories of patients, except for the mentally ill.

Medical laboratories (SIC 8071). Establishments primarily engaged in providing professional analytic or diagnostic services to the medical profession or to the patient as

prescribed by a physician. Laboratories engaged in the manufacture of medical or pharmaceutical products are classified in Manufacturing. Laboratories engaged in commercial medical research are classified in Industry 8731, and those engaged in noncommercial medical research are classified in Industry 8733.

Dental laboratories (SIC 8072). Establishments primarily engaged in making dentures, artificial teeth, and orthodontic appliances to order for the dental profession. The manufacture of teeth other than to order is classified in Manufacturing. Establishments providing dental X-ray laboratory services are classified in Industry 8071.

Home health care services (SIC 8082). Establishments primarily engaged in providing skilled nursing or medical care in the home under supervision of a medical doctor. Establishments of registered or practical nurses engaged in the independent practice of their profession are classified in Industry 8049, and nurses' registries are classified in Industry 7361. Establishments primarily engaged in selling health care products for personal or household consumption are classified in Retail Trade, and those engaged in renting or leasing products for health care are classified in Industry 7352.

Kidney dialysis centers (SIC 8092). Establishments primarily engaged in providing kidney or renal dialysis services.

Specialty outpatient facilities, n.e.c. (SIC 8093). Establishments primarily engaged in outpatient care of a specialized nature, such as alcohol and drug treatment, birth control/family planning, etc., with permanent facilities and with medical staff to provide diagnosis, treatment, or both for patients who are ambulatory but do not require inpatient care.

Health and allied services, n.e.c. (SIC 8099). Establishments primarily engaged in providing health and allied services, n.e.c., such as blood banks, blood donor stations, childbirth preparation classes, medical photography and art, and oxygen tent services. Establishments of registered or practical nurses in independent practice are classified in Industry 8049. Ambulance services are classified in Transportation, Industry 4119.

Legal Services (SIC Major Group 81)

This group includes establishments which are headed by members of the bar and are engaged in offering legal advice or legal services. Nonprofit legal services (including legal aid societies) are classified here. Associations of lawyers formed solely for the sharing of expenses (including payroll) and not for the purpose of jointly practicing their profession are also included. Receipts are not applicable for these associations since their operations are funded by reimbursements from member firms, and these

funds are not considered operating receipts for legal services provided. However, their payroll and employment data are included in statistics presented for this category.

Selected Educational Services (SIC's 823, 824, 829)

This group includes libraries as well as establishments furnishing formal courses through correspondence, commercial, and trade schools. Elementary and secondary schools (Industry 8211); colleges, universities, and professional schools (Industry 8221); and junior colleges and technical institutes (Industry 8222) are out of scope of the census.

Libraries (SIC 823). Establishments primarily engaged in providing library services, including the circulation of books and other materials for reading, study, and reference.

Data processing schools (SIC 8243). Establishments primarily engaged in offering training in data processing (including data keying), computer programming, and in computer and peripheral equipment operation, maintenance, and repair.

Business and secretarial schools (SIC 8244). Establishments primarily engaged in offering courses in business machine operation, office procedures, and secretarial and stenographic skills.

Vocational schools, n.e.c. (SIC 8249). Establishments primarily engaged in offering specialized vocational courses, not elsewhere classified but not academic training. This industry includes apprentice training, aviation schools, commercial art schools, and practical nursing schools. Schools for the instruction of beauticians are classified in Industry 7231, and barber schools are classified in Industry 7241. Establishments primarily engaged in offering educational courses by mail are included here.

Schools and educational services, n.e.c. (SIC 829). Establishments primarily engaged in offering specialized educational courses and services, not elsewhere classified, such as music schools, drama schools, language schools, student exchange programs, and civil service and other short-term examination preparatory schools. Vocational counseling (excluding rehabilitation) is also included here. Educational testing is included in Industry 8748. Establishments primarily engaged in operating dance schools are classified in Industry 7911; those providing rehabilitation counseling are classified in Industry 8331; and those providing sports instruction in Industry 7999.

Social Services (SIC Major Group 83)

This group includes establishments providing social services and rehabilitation services to those persons with social or personal problems requiring special services and to the physically challenged and the disadvantaged. Also

included are organizations soliciting funds to be used directly for these and related services, as well as community development and planning agencies. Government offices involved with the delivery of such services are out of scope of the census.

Individual and family social services (SIC 832). Establishments primarily engaged in providing one or more of a variety of individual and family social, counseling, welfare, or referral services, including refugee, disaster, and temporary relief services.

Job training and vocational rehabilitation services (SIC 833). Establishments primarily engaged in providing training, work experience, and vocational rehabilitation services for the unemployed, the underemployed, the physically challenged, and to persons who have a job market disadvantage because of lack of education or experience, skill obsolescence, or personal characteristics or problems. Included are upgrading and job development services, skill training, world-of-work orientation, and vocational rehabilitation counseling. Union apprentice training schools are classified in Industry 8249.

Child day care services (SIC 835). Establishments primarily engaged in care of infants or children, or in providing prekindergarten education, where medical care or delinquency correction is not a major element. These establishments may or may not have substantial educational programs and may care for older children when they are not in school. Establishments providing babysitting services are classified in Industry 7299. Head start centers operating in conjunction with elementary schools are classified in Industry 8211.

Residential care (SIC 836). Establishments primarily engaged in the provision of residential social and personal care for children, the elderly, and special categories of persons with some limits on ability for self-care but where medical care is not a major element. Included here are group foster homes; halfway group homes; homes for the retarded, the elderly, the deaf, and the blind; juvenile correctional homes; rehabilitation (residential) centers; and children's boarding homes. Boarding schools providing elementary and secondary education are classified in Industry 8211.

Social services, n.e.c. (SIC 839). Establishments primarily engaged in providing social services, not elsewhere classified, including community improvement, social change, and neighborhood development. Also included are organizations primarily engaged in soliciting contributions on their own account and administering appropriations and allocating funds among other agencies engaged in social welfare services; establishments primarily engaged in the prevention of criminal or antisocial behavior; and regional social service planning agencies. Establishments which raise funds on a contract basis are classified in Industry 7389. Civic, social, fraternal, and political organizations are included

in Major Group 86. Industrial development consulting and planning is classified in Industry 8748. Philanthropic trusts and foundations which are not actually engaged in providing social welfare services are classified in Finance, Industry 6732.

Museums, Art Galleries, and Botanical and Zoological Gardens (SIC Major Group 84)

This major group includes commercial and noncommercial museums, art galleries, arboreta, and botanical and zoological gardens.

Museums and art galleries (SIC 8412). Establishments primarily engaged in the commercial or noncommercial operation of museums and art galleries. Historical, cultural, and educational societies whose functions are primarily providing attractions for the public are included here. Art galleries or art dealers primarily selling to the general public are classified in Retail Trade, Industry 5999.

Arboreta and botanical or zoological gardens (SIC 8422). Establishments primarily engaged in the commercial or noncommercial operation of arboreta and botanical and zoological gardens.

Selected Membership Organizations (SIC's 861, 862, 864, 869)

This group includes organizations operating on a membership basis for the promotion of the interests of their members. Also included are organizations which are not operated on a membership basis but which promote the interests of a constituency or group of supporters. This group does not include business establishments operated by membership organizations, such as hotels open to the general public, golf and country clubs, fraternity and sorority houses, and credit unions. Such establishments are classified according to their primary activity.

Establishments of religious organizations operated for worship or for promotion of religious activities, such as churches, convents, and religious schools and missions, are classified in Industry 8661 and are out of scope of the census. Also excluded are Labor unions and similar labor organizations (Industry 8631) and Political organizations (Industry 8651).

Business associations (SIC 861). Membership organizations engaged in promoting business interests of their members, such as better business bureaus, boards of trade, chambers of commerce, industrial standards committees, merchants' associations, real estate boards, and trade associations. Membership organizations formed to carry out a specific business function, such as common marketing of crops or joint advertising, are classified according to the function performed.

Professional membership organizations (SIC 862). Membership organizations of professional persons formed for the advancement of the interests of their profession, such as bar associations, engineering associations, and scientific membership organizations.

Civic, social, and fraternal associations (SIC 864).

Membership organizations engaged in civic, social, or fraternal activities, such as alumni associations, citizens' associations, fraternities, scout organizations, singing societies, university clubs, veterans' organizations, youth associations, and consumer education and public advocacy groups (except organizations primarily engaged in research). Bars and restaurants owned and operated by organizations for use by members and guests only are also classified here. Hotels and lodging houses operated by organizations for use by members and their guests only, including fraternity and sorority houses, are classified in Industry 7041. Membership sports and recreation clubs are classified in Industry 7997. Homeowner, tenant, and condominium associations primarily engaged in managing real estate are classified in Real Estate, Industry 6531.

Membership organizations, n.e.c. (SIC 869). Membership organizations, not elsewhere classified, such as athletic regulatory associations, automobile owners' associations, farm bureaus, historical clubs, and humane societies.

Engineering, Accounting, Research, Management, and Related Services (SIC Major Group 87)

This group includes establishments primarily engaged in providing engineering, architectural, and surveying services; accounting, auditing, and bookkeeping services; research, development, and testing services; and management and public relations services.

Engineering services (SIC 8711). Establishments primarily engaged in providing professional engineering services. Establishments primarily providing and supervising their own engineering staff on temporary contract to other firms are included here. Establishments providing engineering but not supervisory, personnel are classified in Industry 7363. Photogrammetric engineering services are classified in Industry 8713.

Architectural services (SIC 8712). Establishments primarily engaged in providing professional architectural services. Landscape architectural services are classified in Agriculture, Industry 0781. Establishments primarily engaged in providing graphic arts and related design services are classified in Industry 7336, and those providing drafting services are classified in Industry 7389.

Surveying services (SIC 8713). Establishments primarily engaged in providing professional land, water, and aerial surveying services.

Accounting, auditing, and bookkeeping services (SIC 8721). Establishments primarily engaged in furnishing accounting, bookkeeping, and related auditing services. These establishments may use data processing and tabulating techniques as part of providing their services. However,

establishments primarily engaged in providing data processing and tabulating services are classified in Industry 7374. Establishments providing income tax return preparation services, without also furnishing accounting, auditing, or bookkeeping services, are classified in Industry 7291.

Commercial physical and biological research (SIC 8731).

Establishments primarily engaged in physical and biological research and development on a contract or fee basis. Noncommercial research establishments (funded by endowments, grants, or contributions) are classified in Industry 8733. Separate establishments of aircraft, guided missile, or spacecraft manufacturers primarily engaged in research and development on these products are classified in Manufacturing, Major Group 37.

For large geographic areas, data are presented for the following subdivisions of this classification:

1. Commercial physical research.
2. Commercial medical and biological research.

Commercial economic, sociological, and educational research (SIC 8732).

Establishments primarily engaged in performing business, marketing, opinion, and other economic, sociological, and educational research on a contract or fee basis. Noncommercial research establishments (funded by endowments, grants, or contributions) are classified in Industry 8733.

Noncommercial research organizations (SIC 8733). Establishments primarily engaged in performing research into and dissemination of information for public health, education, or general welfare. These establishments primarily operate on funds from endowments, contributions, and grants. Establishments which fund such research, although the actual research may be contracted out to other establishments, are also classified here.

Testing laboratories (SIC 8734). Establishments primarily engaged in providing testing services. Establishments performing clinical laboratory testing for the medical profession are classified in Industry 8071.

Management services (SIC 8741). Establishments primarily engaged in furnishing general or specialized management services on a day to day basis and on a contract or fee basis. Establishments classified here do not provide operating staff. Management and operation of a business, where operating staff as well as management is provided, is classified according to the activity of the establishment managed. Construction management services are classified here.

Management consulting services (SIC 8742). Establishments primarily engaged in furnishing operating counsel and assistance to managements of private, nonprofit, and public organizations. These establishments generally perform a variety of activities, such as strategic and organizational planning; financial planning and budgeting; marketing objectives and policies planning; information systems

planning, evaluation, and selection; human resources policies and practices planning; and production scheduling and control planning.

Public relations services (SIC 8743). Establishments primarily engaged in the preparation of materials, written or spoken, which are designed to promote the interests of their clients by attempting to influence the general public or other groups.

Facilities support management services (SIC 8744).

Establishments primarily engaged in furnishing personnel to perform a range of services in support of the operations of other establishments, or those engaged in providing a number of different continuing services, on a contract or fee basis, within other establishments. Establishments which provide management and staff to operate a business are classified according to the type of activity of the business. Establishments primarily providing one specialized service are classified in the specialized industry. Establishments primarily supplying temporary or continuing help (except agricultural) are classified in Industry 7363. Establishments which provide management services only (except agricultural) are classified in Industry 8741. Computer facilities management is classified in Industry 7376.

Business consulting services, n.e.c. (SIC 8748). Establishments primarily engaged in furnishing business consulting services, not elsewhere classified, on a contract or fee basis. Included are agricultural, economic, educational, and systems engineering consultants as well as city planners and testing services (educational or personnel).

Services, Not Elsewhere Classified (SIC Major Group 89)

Establishments primarily providing services, not elsewhere classified, such as artists (excluding commercial and medical artists), authors, scientific consultants (working on their own account), inventors, lecturers, music arrangers, newspaper columnists, radio commentators, song writers, weather forecasters, and writers.

There is evidence that among small employer establishments (for which kind-of-business information is obtained from administrative records), many service establishments are classified incorrectly in this industry because there is insufficient information to determine the correct kind-of-business classification. Therefore, the published data probably overstate the number of establishments and level of activity for this category.

For large geographic areas, data are presented for the following subdivisions of this classification:

1. Scientific and related consulting services, except environmental.
2. Environmental consulting.
3. Authors, composers, and other arts-related services.
4. Other services, n.e.c.

Appendix B. **Sample Report Form and Instructions**

The sample report form and instructions are shown on the following pages.



Appendix C.

Kind-of-Business Titles and Reporting-Form Numbers

[Listed below are service industries kind-of-business titles and their corresponding reporting-form numbers. Requests for copies of any of these forms, including the inquiries used to classify establishments by kind of business, should be directed to the Services Division, Bureau of the Census, Washington, DC 20233]

SIC code	Title	Reporting form CB-	SIC code	Title	Reporting form CB-
70	HOTELS, ROOMING HOUSES, CAMPS, AND OTHER LODGING PLACES		73	BUSINESS SERVICES—Con.	
7011 pt.	Hotels, 25 guestrooms or more -----	7001	7377	Computer rental and leasing -----	7307
7011 pt.	Hotels, less than 25 guestrooms -----	7001	7378	Computer maintenance and repair -----	7307
7011 pt.	Motels, tourist courts -----	7001	7379 pt.	Computer consultants -----	7307
7011 pt.	Motor hotels -----	7001	7379 pt.	Miscellaneous computer services, n.e.c. -----	7307
702	Rooming and boarding houses -----	7002	7381 pt.	Detective agencies and guard services -----	7308
7032	Sporting and recreational camps -----	7002	7381 pt.	Armored car services -----	7308
7033	Recreational vehicle parks and campsites -----	7002	7382	Security systems services -----	7308
704	Organization hotels and lodging houses, on membership basis. -----	7002	7383	News syndicates -----	7308
			7384 pt.	Photofinishing laboratories, except "one-hour" (mini) labs -----	7303
			7384 pt.	"One-hour" (mini) photofinishing -----	7303
72	PERSONAL SERVICES		7389 pt.	Sign painting shops -----	7308
7211	Power laundries, family and commercial -----	7201	7389 pt.	Interior designing -----	7308
7212	Garment pressing, and agents for laundries and drycleaners -----	7201	7389 pt.	Telephone answering services -----	7308
7213	Linen supply -----	7201	7389 pt.	Water softening and conditioning services -----	7308
7215 pt.	Coin-operated laundries and drycleaning stores -----	7201	7389 pt.	Packaging and labeling services -----	7308
7215 pt.	Coin-operated laundry routes -----	7201	7389 pt.	Trading stamp services -----	7308
7216	Drycleaning plants, except rug cleaning -----	7201	7389 pt.	Convention and trade show services -----	7308
7217	Carpet and upholstery cleaning -----	7201	7389 pt.	Private mail centers -----	7308
7218	Industrial launderers -----	7201	7389 pt.	Miscellaneous business services, n.e.c. -----	7308
7219	Laundry and garment services, n.e.c. -----	7201			
722	Photographic studios, portrait -----	7303	75	AUTOMOTIVE REPAIR, SERVICES, AND PARKING	
723	Beauty shops -----	7202	7513 pt.	Truck rental, without drivers -----	7501
724	Barber shops -----	7202	7513 pt.	Truck leasing, except finance leasing -----	7501
725	Shoe repair shops and shoeshine parlors -----	7202	7514	Passenger car rental -----	7501
726	Funeral service and crematories -----	7202	7515	Passenger car leasing -----	7501
7291	Tax return preparation services -----	7202	7519	Utility trailer and recreational vehicle rental -----	7501
7299 pt.	Massage parlors, tanning salons, and saunas -----	7202	7521 pt.	Parking lots -----	7502
7299 pt.	Diet and weight reducing services -----	7202	7521 pt.	Parking structures -----	7502
7299 pt.	Formal wear rental -----	7202	7532 pt.	Top and body repair shops -----	7503
7299 pt.	Other personal services, n.e.c. -----	7202	7532 pt.	Paint shops -----	7503
73	BUSINESS SERVICES		7533	Automotive exhaust system repair shops -----	7503
7311	Advertising agencies -----	7301	7534	Tire retreading and repair shops -----	7503
7312	Outdoor advertising services -----	7301	7536	Automotive glass replacement shops -----	7503
7313 pt.	Radio and television advertising representatives -----	7301	7537	Automotive transmission repair shops -----	7503
7313 pt.	Publishers' advertising representatives -----	7301	7538 pt.	General automotive repair shops, except diesel -----	7503
7319	Advertising, n.e.c. -----	7301	7538 pt.	Diesel repair shops -----	7503
7322	Adjustment and collection services -----	7302	7539 pt.	Radiator repair -----	7503
7323	Credit reporting services -----	7302	7539 pt.	Brake, front end, and wheel alignment -----	7503
7331 pt.	Mailing list compilers, brokers, and managers -----	7303	7539 pt.	Carburetor repair shops -----	7503
7331 pt.	Direct mail advertising services, except mailing list services -----	7303	7539 pt.	Automotive electrical repair shops -----	7503
7334 pt.	Blueprinting and photocopying services -----	7303	7539 pt.	Other automotive repair shops, n.e.c. -----	7503
7334 pt.	Duplicating services, except printing and photocopying -----	7303	7542	Carwashes -----	7503
7335	Commercial photography -----	7303	7549 pt.	Lubrication shops -----	7503
7336 pt.	Commercial art -----	7303	7549 pt.	Towing services -----	7503
7336 pt.	Graphic arts and related design -----	7303	7549 pt.	Other automotive services, n.e.c. -----	7503
7338	Secretarial and court reporting services -----	7303	76	MISCELLANEOUS REPAIR SERVICES	
7342	Disinfecting and pest control services -----	7304	7622	Radio and television repair shops -----	7600
7349	Building cleaning and maintenance services, n.e.c. -----	7304	7623	Refrigeration and air-conditioning service and repair shops -----	7600
7352	Medical equipment rental and leasing -----	7305	7629	Electrical and electronic repair shops, n.e.c. -----	7600
7353 pt.	Rental and leasing of heavy construction equipment without operators -----	7305	763	Watch, clock, and jewelry repair -----	7600
7353 pt.	Rental and leasing of heavy construction equipment with operators -----	7305	764	Reupholstery and furniture repair -----	7600
7359 pt.	Equipment rental, except rent-to-own -----	7305	7692	Welding repair -----	7600
7359 pt.	Equipment leasing, except finance leasing -----	7305	7694	Armature rewinding shops -----	7600
7359 pt.	Rent-to-own -----	7305	7699 pt.	Farm machinery and equipment repair -----	7600
7361	Employment agencies -----	7306	7699 pt.	Lawnmower and other small gasoline engine repair -----	7600
7363 pt.	Temporary help supply -----	7306	7699 pt.	Sewer and septic tank cleaning services -----	7600
7363 pt.	Employee leasing -----	7306	7699 pt.	Other repair and related services, n.e.c. -----	7600
7363 pt.	Other help supply services -----	7306	78	MOTION PICTURES	
7371	Computer programming services -----	7307	7812 pt.	Motion picture production, except for television -----	7801
7372	Prepackaged software -----	7307	7812 pt.	Motion picture and tape production for television -----	7801
7373	Computer integrated systems -----	7307	7819	Services allied to motion picture production -----	7801
7374	Computer processing and data preparation and processing services -----	7307	7822 pt.	Motion picture film exchanges -----	7801
7375	Information retrieval services -----	7307	7822 pt.	Film and tape distribution for television -----	7801
7376	Computer facilities management services -----	7307	7822 pt.	Video tape wholesalers -----	7801
			7829	Services allied to motion picture distribution -----	7801
			7832	Motion picture theaters, except drive-in -----	7802
			7833	Drive-in motion picture theaters -----	7802
			7841	Video tape rental -----	7803

SIC code	Title	Reporting form CB-	SIC code	Title	Reporting form CB-
79	AMUSEMENT AND RECREATION SERVICES, EXCEPT MOTION PICTURES AND MUSEUMS		81	LEGAL SERVICES	
791	Dance studios, schools, and halls	7903	81 pt.	Offices of lawyers	8100
7922 pt.	Producers of live theatrical productions	7901	81 pt.	Legal aid societies and similar legal services	8100
7922 pt.	Producers of radio and television shows, except tape producers	7901	823, 4,	SELECTED EDUCATIONAL SERVICES	
7922 pt.	Artists' and entertainers' managers or agents, concert bureaus, and booking agents	7901	9		
7922 pt.	Other theatrical services	7901	823	Libraries	8200
7929 pt.	Dance groups and artists	7901	8243	Data processing schools	8200
7929 pt.	Symphony orchestras, opera companies, and chamber music organizations	7901	8244	Business and secretarial schools	8200
7929 pt.	Other music groups and artists	7901	8249	Vocational schools, n.e.c.	8200
7929 pt.	Other entertainers and entertainment groups	7901	829	Schools and educational services, n.e.c.	8200
7933	Bowling centers	7902	83	SOCIAL SERVICES	
7941 pt.	Baseball clubs	7902			
7941 pt.	Football clubs	7902	832	Individual and family social services	8300
7941 pt.	Other professional sports clubs	7902	833	Job training and vocational rehabilitation services	8300
7941 pt.	Managers and promoters	7902	835	Child day care services	8300
7948 pt.	Auto racetrack operation	7902	836	Residential care	8300
7948 pt.	Horse racetrack operation	7902	839	Social services, n.e.c.	8300
7948 pt.	Dog racetrack operation	7902	84	MUSEUMS, ART GALLERIES, AND BOTANICAL AND ZOOLOGICAL GARDENS	
7948 pt.	Racing stables and racing, n.e.c.	7902			
7991 pt.	Physical fitness centers, except gymnasiums and athletic clubs	7903	8412	Museums and art galleries	8400
7991 pt.	Gymnasiums and athletic clubs	7903	8422	Arboreta and botanical or zoological gardens	8400
7992	Public golf courses	7903			
7993	Coin-operated amusement devices	7903	86	SELECTED MEMBERSHIP ORGANIZATIONS	
7996	Amusement parks	7902			
7997	Membership sports and recreation clubs	7903	861	Business associations	8600
7999 pt.	Concession operators of amusement devices and rides	7903	862	Professional membership organizations	8600
7999 pt.	Carnivals and circuses	7903	864	Civic, social, and fraternal associations	8600
7999 pt.	Fairs	7903	869	Membership organizations, n.e.c.	8600
7999 pt.	Roller skating rinks	7903	87	ENGINEERING, ACCOUNTING, RESEARCH, MANAGEMENT, AND RELATED SERVICES	
7999 pt.	Ice skating rinks	7903			
7999 pt.	Other amusement and recreation services, n.e.c.	7903			
80	HEALTH SERVICES		87	ENGINEERING, ACCOUNTING, RESEARCH, MANAGEMENT, AND RELATED SERVICES	
801 pt.	Offices of doctors of medicine	8001	8711	Engineering services	8701
801 pt.	General medical clinics	8001	8712	Architectural services	8701
802 pt.	Offices of dentists	8002	8713	Surveying services	8701
802 pt.	Dental clinics	8002	8721	Accounting, auditing, and bookkeeping services	8702
803 pt.	Offices of osteopathic physicians	8001	8731 pt.	Commercial physical research	8703
803 pt.	Osteopathic clinics	8001	8731 pt.	Commercial medical and biological research	8703
8041	Offices and clinics of chiropractors	8001	8732	Commercial economic, sociological, and educational research	8703
8042	Offices and clinics of optometrists	8001	8733	Noncommercial research organizations	8703
8043	Offices and clinics of podiatrists	8001	8734	Testing laboratories	8703
8049	Offices and clinics of health practitioners, n.e.c.	8001	8741	Management services	8704
8051	Skilled nursing care facilities	8003	8742	Management consulting services	8704
8052	Intermediate care facilities	8003	8743	Public relations services	8704
8059	Nursing and personal care facilities, n.e.c.	8003	8744	Facilities support management services	8704
8062	General medical and surgical hospitals	8004	8748	Business consulting services, n.e.c.	8704
8063	Psychiatric hospitals	8004	89	SERVICES, N.E.C.	
8069	Specialty hospitals, except psychiatric	8004			
8071	Medical laboratories	8005	8999 pt.	Scientific and related consulting services, except environmental	8900
8072	Dental laboratories	8005	8999 pt.	Environmental consulting	8900
8082	Home health care services	8006	8999 pt.	Authors, composers, and other arts-related services	8900
8092	Kidney dialysis centers	8006	8999 pt.	Other services, n.e.c.	8900
8093	Specialty outpatient facilities, n.e.c.	8006			
8099	Health and allied services, n.e.c.	8006			

Appendix D. Metropolitan Areas

(Titles and definitions shown for MSA's, CMSA's, and PMSA's are those established by the Office of Management and Budget, as of June 30, 1993)

ALABAMA

Anniston, AL MSA

Calhoun County, AL

Birmingham, AL MSA

Blount County, AL
Jefferson County, AL
St. Clair County, AL
Shelby County, AL

Columbus, GA-AL MSA

Russell County, AL
Chattahoochee County, GA
Harris County, GA
Muscogee County, GA

Decatur, AL MSA

Lawrence County, AL
Morgan County, AL

Dothan, AL MSA

Dale County, AL
Houston County, AL

Florence, AL MSA

Colbert County, AL
Lauderdale County, AL

Gadsden, AL MSA

Etowah County, AL

Huntsville, AL MSA

Limestone County, AL
Madison County, AL

Mobile, AL MSA

Baldwin County, AL
Mobile County, AL

Montgomery, AL MSA

Autauga County, AL
Elmore County, AL
Montgomery County, AL

Tuscaloosa, AL MSA

Tuscaloosa County, AL

Appendix E.

Percent of Receipts/Revenue Based on Administrative Records and Estimation for the State: 1992

Table E-1. **Firms Subject to Federal Income Tax**

[Includes only establishments with payroll. For meaning of abbreviations and symbols, and for more information on reliability of data, see introductory text. For explanation of terms and comparability of 1987 and 1992 censuses, see appendix A]

SIC code	Kind of business or operation	Percent of receipts —		SIC code	Kind of business or operation	Percent of receipts —	
		From administrative records ¹	Estimated ²			From administrative records ¹	Estimated ²
	Total	19.1	6.5	73	Business services—Con.		
70 ex. 704	Hotels, rooming houses, camps, and other lodging places (except membership lodging)	6.1	5.0	736	Personnel supply services	7.6	6.3
				7361	Employment agencies	57.6	17.9
				7363	Help supply services	5.8	5.9
7011	Hotels and motels	5.6	5.0	7363 pt.	Temporary help supply	4.9	6.5
7011 pt.	Hotels	2.7	3.7	7363 pt.	Help supply, except temporary	9.0	3.5
7011 pt.	Hotels, 25 guestrooms or more	2.6	3.7				
7011 pt.	Hotels, less than 25 guestrooms	16.2	6.9	737	Computer programming, data processing, and other computer related services	17.4	6.2
7011 pt.	Motels, motor hotels, and tourist courts	9.2	6.6		Computer programming, prepackaged software, and integrated systems	28.4	5.9
7011 pt.	Motels, tourist courts	11.4	8.2	7371, 2, 3	Computer programming services	16.6	3.8
7011 pt.	Motor hotels	2.8	1.9		Prepackaged software	3.9	27.9
702, 3	Other lodging places	21.6	4.8	7372	Computer integrated systems	43.4	2.1
702	Rooming and boarding houses	24.9	1.2	7373	Data processing services4	6.1
703	Camps and recreational vehicle parks	21.2	5.2	7374, 5, 6	Computer processing, information retrieval	(D)	(D)
				7376	Computer facilities management services	(D)	(D)
72	Personal services	26.4	11.3	7377, 8, 9	Computer rental and leasing, maintenance, and related services, n.e.c.	7.6	8.7
721	Laundry, cleaning, and garment services	16.9	11.6		Computer rental and leasing	(D)	(D)
7211	Power laundries, family and commercial*	9.7	20.9	7377	Computer maintenance and repair	6.6	9.5
7213	Linen supply*9	13.6	7378	Computer related services, n.e.c.	(D)	(D)
7215	Coin-operated laundries and drycleaning	25.1	13.5	7379	Miscellaneous business services	19.3	13.0
7216	Drycleaning plants, except rug cleaning*	20.8	12.0	738	Detective agencies and protective services	11.3	17.0
7217	Carpet and upholstery cleaning	29.6	10.4	7381, 2	Detective, guard, and armored car services	12.1	21.3
7218	Industrial launderers*	13.7	8.4	7381	Security systems services	9.1	4.7
7212, 9	Other laundry, cleaning, and garment services* ..	35.3	12.0	7382	News syndicates	(D)	(D)
7212	Garment pressing, and agents for laundries and drycleaners	27.5	14.1	7383	Photofinishing laboratories*	10.2	22.0
7219	Laundry and garment services, n.e.c.*	41.0	10.5	7384	Business services, n.e.c.	(D)	(D)
722	Photographic studios, portrait	37.0	4.7	7389 pt.	Sign painting shops	50.7	4.9
723, 4	Beauty and barber shops	43.0	9.9	7389 pt.	Interior designing	45.9	12.6
723	Beauty shops	42.3	10.2	7389 pt.	Telephone answering services	34.0	35.9
724	Barber shops	57.5	1.9	7389 pt.	Other business services	(D)	(D)
725	Shoe repair shops and shoeshine parlors	35.5	.7				
726	Funeral service and crematories	26.9	17.5	75	Automotive repair, services, and parking	25.2	7.9
729	Miscellaneous personal services	25.2	7.0	751	Automotive rental and leasing, without drivers	2.9	7.2
7291	Tax return preparation services	28.5	4.7	7513	Truck rental and leasing, without drivers	5.1	8.2
7299	Miscellaneous personal services, n.e.c.	23.5	8.1	7514, 5	Passenger car rental and leasing	1.0	6.4
				7514	Passenger car rental9	9.5
73	Business services	17.3	9.1	7515	Passenger car leasing	1.3	.5
731	Advertising	17.3	16.2	7519	Utility trailer and recreational vehicle rental	—	—
7311	Advertising agencies	11.0	5.3				
7312	Outdoor advertising services	3.9	57.0	752	Automobile parking	3.5	10.0
7313	Radio, television, publishers' advertising representatives	2.8	.5	753	Automotive repair shops	35.9	7.9
7319	Advertising, n.e.c.	83.2	1.6	7532	Top, body, and upholstery repair shops and paint shops	32.5	6.8
732	Consumer credit reporting agencies, mercantile reporting agencies, and adjustment and collection agencies	9.1	13.1	7532 pt.	Top and body repair shops	32.4	6.4
7322	Adjustment and collection services	15.9	4.8	7532 pt.	Paint shops	33.7	12.5
7323	Credit reporting services	3.1	20.4	7538 pt.	General automotive repair shops	41.7	8.9
733	Mailing, reproduction, commercial art and photography, and stenographic services	28.9	12.8	7538 pt.	General automotive repair shops, except diesel	43.0	8.6
7331	Direct mail advertising services	22.4	3.6	7538 pt.	Diesel repair shops	35.6	10.8
7334	Photocopying and duplicating services	25.1	28.2	7533, 4, 6, 7, 9	Other automotive repair shops	31.3	7.8
7335, 6	Commercial photography, art, and graphics	37.0	6.6	7533	Automotive exhaust system repair shops	29.5	6.3
7335	Commercial photography	38.3	14.0	7534	Tire retreading and repair shops	26.1	4.5
7336	Commercial art and graphic design	36.5	3.4	7536	Automotive glass replacement shops	37.3	11.4
7338	Secretarial and court reporting services	40.2	5.3	7537	Automotive transmission repair shops	44.4	7.0
734	Services to dwellings and other buildings	29.5	9.5	7539	Automotive repair shops, n.e.c.	24.2	10.7
7342	Disinfecting and pest control services	24.2	7.6	7539 pt.	Radiator repair	14.4	13.6
7349	Building cleaning and maintenance services, n.e.c.	33.5	10.9	7539 pt.	Brake, front end, and wheel alignment	36.2	3.5
735	Miscellaneous equipment rental and leasing	14.8	13.7	754	Automotive electrical and fuel system services	21.9	14.7
7352	Medical equipment rental and leasing	16.3	9.8	7542	Other automotive repair shops, n.e.c.	11.9	18.5
7353	Heavy construction equipment rental and leasing ..	16.0	28.6	7549	Automotive services, except repair	17.4	9.2
7359	Equipment rental and leasing, n.e.c.	14.1	9.6		Carwashes	20.9	18.7
					Automotive services, except repair and carwashes	14.6	1.5

See footnotes at end of table.

Table E-1. Firms Subject to Federal Income Tax – Con.

[Includes only establishments with payroll. For meaning of abbreviations and symbols, and for more information on reliability of data, see introductory text. For explanation of terms and comparability of 1987 and 1992 censuses, see appendix A]

SIC code	Kind of business or operation	Percent of receipts –		SIC code	Kind of business or operation	Percent of receipts –	
		From administrative records ¹	Estimated ²			From administrative records ¹	Estimated ²
76	Miscellaneous repair services -----	28.6	7.7	80	Health services -----	18.8	5.2
762	Electrical repair shops -----	26.5	10.0	801	Offices and clinics of doctors of medicine -----	26.3	7.4
7622	Radio and television repair shops -----	48.0	4.3	8011 pt.	Offices of doctors of medicine -----	26.7	7.5
7623, 9	Other electrical and electronic repair shops -----	23.1	11.0	8011 pt.	General medical clinics -----	13.1	1.9
7623	Refrigeration and air-conditioning service and repair shops -----	37.8	31.7	802	Offices and clinics of dentists -----	42.9	3.8
7629	Electrical and electronic repair shops, n.e.c. ---	19.7	6.1	803	Offices and clinics of doctors of osteopathy -----	47.8	3.0
763	Watch, clock, and jewelry repair -----	37.1	12.9	804	Offices and clinics of other health practitioners ----	37.7	6.4
764	Reupholstery and furniture repair -----	45.5	5.8	8041	Offices and clinics of chiropractors -----	40.9	8.4
769	Miscellaneous repair and related services -----	29.1	6.5	8042	Offices and clinics of optometrists -----	41.0	2.8
7692	Welding repair -----	52.8	7.0	8043	Offices and clinics of podiatrists -----	17.5	18.6
7694	Armature rewinding shops -----	18.3	4.6	8049	Offices and clinics of health practitioners, n.e.c. --	36.7	5.1
7699	Repair shops and related services, n.e.c. -----	30.8	7.1	805	Nursing and personal care facilities -----	6.1	3.9
				8051	Skilled nursing care facilities -----	4.9	4.0
				8052	Intermediate care facilities -----	47.9	.6
				8059	Nursing and personal care facilities, n.e.c. -----	51.9	8.4
				806	Hospitals -----	–	.4
				8062	General medical and surgical hospitals -----	–	.4
				8063, 9	Specialty hospitals -----	–	–
78, 79, 84	Amusement and recreation services, including motion pictures and museums -----	15.1	8.6	807, 8, 9	Other health services -----	11.7	7.7
781, 2	Motion picture production, distribution, and services --	2.0	7.7	807	Medical and dental laboratories -----	14.6	3.5
783	Motion picture theaters -----	1.3	.3	8071	Medical laboratories -----	10.4	3.3
7832	Motion picture theaters, except drive-in -----	(D)	(D)	8072	Dental laboratories -----	37.1	4.1
7833	Drive-in motion picture theaters -----	(D)	(D)	808	Home health care services -----	5.7	12.7
				809	Miscellaneous health and allied services, n.e.c. ---	15.2	7.4
				8092	Kidney dialysis centers -----	–	–
				8093	Specialty outpatient facilities, n.e.c. -----	25.5	12.9
				8099	Health and allied services, n.e.c. -----	26.3	11.6
				81	Legal services -----	32.9	4.6
784	Video tape rental -----	25.7	20.5	823, 4, 9	Selected educational services -----	15.9	21.0
				823	Libraries -----	(D)	(D)
792	Theatrical producers (except motion picture), bands, orchestras, and entertainers -----	6.6	5.7	824	Vocational schools -----	5.5	20.5
7922	Theatrical producers (except motion picture) and miscellaneous theatrical services -----	(D)	(D)	829	Schools and educational services, n.e.c. -----	(D)	(D)
7929	Bands, orchestras, actors, and other entertainers and entertainment groups -----	(D)	(D)	83	Social services -----	25.6	12.2
793	Bowling centers -----	22.0	6.3	835	Child day care services -----	34.8	14.7
79 ex. 792, 3; 84	Commercial sports and other amusement and recreation services, including museums -----	16.1	6.7	832, 3, 6, 9	Other social services -----	16.5	9.6
794	Commercial sports -----	1.8	1.4	87 ex. 8733	Engineering, accounting, research, management, and related services (except noncommercial research organizations) -----	12.7	5.0
7941	Professional sports clubs, managers, promoters -----	2.6	15.3	871	Engineering, architectural, and surveying services --	8.7	4.5
7948	Racing, including track operation -----	1.8	.5	8711	Engineering services -----	7.0	4.7
79 ex. 792, 3, 4; 84	Other amusement and recreation services, including museums -----	26.2	10.5	8712	Architectural services -----	23.2	3.4
791	Dance studios, schools, and halls -----	27.3	7.1	8713	Surveying services -----	29.3	3.3
7991	Physical fitness facilities -----	25.9	8.0	872	Accounting, auditing, and bookkeeping services ----	37.3	5.9
7992	Public golf courses -----	14.6	18.8	873 ex. 8733	Research, development, and testing services (except noncommercial research organizations) ---	1.8	2.5
7993	Coin-operated amusement devices -----	25.4	5.4	8731	Commercial physical and biological research -----	.5	2.8
7996	Amusement parks -----	7.2	7.8	8732	Commercial economic, sociological, and educational research -----	9.2	11.1
7997	Membership sports and recreation clubs -----	33.3	16.0	8734	Testing laboratories -----	2.8	.6
7999, 84	Amusement and recreation services, including museums, n.e.c. -----	25.7	7.1	874	Management and public relations services -----	13.9	7.1
7999 pt.	Concession operators of amusement devices and rides -----	94.9	–	8741	Management services -----	22.9	15.3
7999 pt., 84	Carnivals, circuses, and fairs -----	4.9	17.7	8742	Management consulting services -----	28.6	12.2
	Other recreation and amusements, including museums -----	26.8	6.3	8743	Public relations services -----	42.1	17.2
				8744	Facilities support management services -----	.1	1.4
				8748	Business consulting services, n.e.c. -----	57.0	4.8
				89	Services, n.e.c. -----	36.6	6.7

¹Includes receipts information obtained from administrative records of other Federal agencies.

²Includes receipts information which was imputed based on historic company ratios or administrative records or on industry averages.

Table E-2. Firms Exempt From Federal Income Tax

[Includes only establishments with payroll. For meaning of abbreviations and symbols, and for more information on reliability of data, see introductory text. For explanation of terms and comparability of 1987 and 1992 censuses, see appendix A]

SIC code	Kind of business or operation	Percent of revenue —		SIC code	Kind of business or operation	Percent of revenue —	
		From administrative records ¹	Estimated ²			From administrative records ¹	Estimated ²
	Total	3.8	2.8	823, 4, 9	Selected educational services	(D)	(D)
7032, 704	Camps and membership lodging	24.7	22.6	83	Social services	23.5	17.1
792, 7991 pt., 7997, 7999 pt., 84	Selected amusement, recreation, and related services	15.8	7.3	835	Child day care services	14.4	34.5
8011 pt.; 8021 pt.; 805, 6, 8, 9	Selected health services5	1.0	832, 3, 6, 9	Other social services	24.6	14.9
8011 pt., 8021 pt., 805	Clinics of doctors of medicine and dentists	1.4	3.0	832	Individual and family social services	28.8	16.6
806	Hospitals	—	.1	833	Job training and vocational rehabilitation services	15.1	6.9
8062	General medical and surgical hospitals	—	.1	836	Residential care	24.1	23.3
8063, 9	Specialty hospitals	—	—	839	Social services, n.e.c.	23.4	10.9
808, 9	Other health services	12.8	17.2	861, 2, 4, 9	Selected membership organizations	26.4	12.9
8111 pt.	Legal aid societies and similar legal services	(D)	(D)	861	Business associations	30.0	13.7
				864	Civic, social, and fraternal associations	32.3	18.5
				862, 9	Other membership organizations	18.0	6.6
				873, 4 ex.	Research, testing, and consulting services, except facilities support management services	6.5	2.1
				8744			
				873	Research, development, and testing services	1.7	2.7
				874 ex.	Management and public relations services, except facilities support management services	14.0	1.0
				8744			

¹Includes revenue information obtained from administrative records of other Federal agencies.

²Includes revenue information which was imputed based on historic company ratios or administrative records or on industry averages.

Appendix F. Geographic Notes

ALABAMA

Arab is in Cullman and Marshall Counties; it annexed into Cullman County in July 1988.

Birmingham is in Jefferson and Shelby Counties; it annexed into Shelby County in February 1986, but this change was not submitted to the Bureau of the Census until March 1988. In January 1987, Roosevelt City disincorporated and was annexed by Birmingham.

Boaz is in Etowah and Marshall Counties.

Childersburg is in Shelby and Talladega Counties; it annexed into Shelby County in November 1990.

Decatur is in Limestone and Morgan Counties; it annexed into Limestone County in October 1986, but this change was not submitted to the Bureau of the Census until February 1987.

Dothan is in Dale, Henry, and Houston Counties; it annexed into Henry County in August 1990.

Enterprise is in Coffee and Dale Counties.

Glencoe is in Calhoun and Etowah Counties.

Haleyville is in Marion and Winston Counties; it annexed into Marion County in November 1987.

Hoover is in Jefferson and Shelby Counties.

Huntsville is in Limestone and Madison Counties.

Leeds is in Jefferson, St. Clair, and Shelby Counties.

Madison is in Limestone and Madison Counties.

Oxford is in Calhoun and Talladega Counties.

Phenix City is in Lee and Russell Counties.

Piedmont is in Calhoun and Cherokee Counties.

Prattville is in Autauga and Elmore Counties.

Southside is in Calhoun and Etowah Counties.

Sumiton is in Jefferson and Walker Counties.

Tallassee is in Elmore and Tallapoosa Counties.

Vestavia Hills is in Jefferson and Shelby Counties; it annexed into Shelby County in August 1990.

Winfield is in Fayette and Marion Counties.

Appendix G.

Establishments in Business Any Time During Year and Establishments in Business at End of Year for the State: 1992 and 1987

Table G-1. Firms Subject to Federal Income Tax

[Includes only establishments with payroll. For meaning of abbreviations and symbols, see introductory text. For explanation of terms and comparability of 1987 and 1992 censuses, see appendix A]

SIC code	Kind of business or operation	Establishments in business —			
		Any time during year		At end of year	
		1992	1987	1992	1987
	Total	22 982	20 474	21 072	18 922
70 ex. 704	Hotels, rooming houses, camps, and other lodging places (except membership lodging)	545	547	503	512
	Hotels and motels	490	487	451	454
7011	Hotels	150	151	142	139
7011 pt.	Hotels, 25 guestrooms or more	128	121	121	114
7011 pt.	Hotels, less than 25 guestrooms	22	30	21	25
7011 pt.	Motels, motor hotels, and tourist courts	340	336	309	315
7011 pt.	Motels, tourist courts	296	304	267	286
7011 pt.	Motor hotels	44	32	42	29
702, 3	Other lodging places	55	60	52	58
702	Rooming and boarding houses	14	15	13	15
703	Camps and recreational vehicle parks	41	45	39	43
72	Personal services	2 981	2 907	2 671	2 656
721	Laundry, cleaning, and garment services	871	805	792	739
7211	Power laundries, family and commercial*	40	30	39	28
7213	Linen supply*	17	15	16	14
7215	Coin-operated laundries and drycleaning	172	191	151	172
7216	Drycleaning plants, except rug cleaning*	418	384	381	365
7217	Carpet and upholstery cleaning	100	79	88	67
7218	Industrial launderers*	23	22	23	21
7212, 9	Other laundry, cleaning, and garment services*	101	84	94	72
722	Photographic studios, portrait	210	174	202	168
723, 4	Beauty and barber shops	1 276	1 378	1 138	1 255
723	Beauty shops	1 211	1 280	1 076	1 163
724	Barber shops	65	98	62	92
725	Shoe repair shops and shoeshine parlors	43	45	40	40
726	Funeral service and crematories	239	214	219	206
729	Miscellaneous personal services	342	291	280	248
7291	Tax return preparation services	130	142	109	120
7299	Miscellaneous personal services, n.e.c.	212	149	171	128
73	Business services	3 316	2 728	3 001	2 495
731	Advertising	200	186	183	172
7311	Advertising agencies	140	116	127	107
7312	Outdoor advertising services	22	24	21	22
7313	Radio, television, publishers' advertising representatives	17	16	15	15
7319	Advertising, n.e.c.	21	30	20	28
732	Consumer credit reporting agencies, mercantile reporting agencies, and adjustment and collection agencies	93	97	84	90
7322	Adjustment and collection services	63	52	59	47
7323	Credit reporting services	30	45	25	43
733	Mailing, reproduction, commercial art and photography, and stenographic services	201	191	182	173
7331	Direct mail advertising services	31	29	27	27
7334	Photocopying and duplicating services	49	43	45	39
7335, 6	Commercial photography, art, and graphics	79	74	70	66
7335	Commercial photography	28	29	25	29
7336	Commercial art and graphic design	51	45	45	37
7338	Secretarial and court reporting services	42	45	40	41
734	Services to dwellings and other buildings	769	656	681	579
7342	Disinfecting and pest control services	249	236	230	214
7349	Building cleaning and maintenance services, n.e.c.	520	420	451	365
735	Miscellaneous equipment rental and leasing	435	389	398	358
7352	Medical equipment rental and leasing	62	46	58	44
7353	Heavy construction equipment rental and leasing	59	53	54	49
7359	Equipment rental and leasing, n.e.c.	314	290	286	265
736	Personnel supply services	308	211	277	191
7361	Employment agencies	86	102	77	92
7363	Help supply services	222	109	200	99

See footnotes at end of table.

Table G-1. Firms Subject to Federal Income Tax — Con.

[Includes only establishments with payroll. For meaning of abbreviations and symbols, see introductory text. For explanation of terms and comparability of 1987 and 1992 censuses, see appendix A.]

SIC code	Kind of business or operation	Establishments in business —			
		Any time during year		At end of year	
		1992	1987	1992	1987
73	Business services — Con.				
737	Computer programming, data processing, and other computer related services -----	513	338	468	324
7371, 2, 3	Computer programming, prepackaged software, and integrated systems -----	322	194	300	187
7371	Computer programming services -----	200	136	186	131
7372	Prepackaged software -----	54	26	49	24
7373	Computer integrated systems -----	68	32	65	32
7374, 5, 6	Data processing services -----	89	69	82	64
7374, 5	Computer processing, information retrieval -----	83	60	77	56
7376	Computer facilities management services -----	6	9	5	8
7377, 8, 9	Computer rental and leasing, maintenance, and related services, n.e.c. -----	102	75	86	73
7377	Computer rental and leasing -----	6	7	5	6
7378	Computer maintenance and repair -----	64	42	55	41
7379	Computer related services, n.e.c. -----	32	26	26	26
738	Miscellaneous business services -----	797	660	728	608
7381, 2	Detective agencies and protective services -----	209	178	190	160
7381	Detective, guard, and armored car services -----	175	152	157	135
7382	Security systems services -----	34	26	33	25
7383	News syndicates -----	3	6	3	6
7384	Photofinishing laboratories* -----	69	63	67	57
7389	Business services, n.e.c. -----	516	413	468	385
7389 pt.	Sign painting shops -----	33	25	33	25
7389 pt.	Interior designing -----	86	66	78	63
7389 pt.	Telephone answering services -----	33	42	26	36
7389 pt.	Other business services -----	364	280	331	261
75	Automotive repair, services, and parking -----	2 471	2 124	2 224	1 950
751	Automotive rental and leasing, without drivers -----	164	169	152	160
7513	Truck rental and leasing, without drivers -----	78	89	72	84
7514, 5	Passenger car rental and leasing -----	86	73	80	69
7519	Utility trailer and recreational vehicle rental -----	—	—	—	7
752	Automobile parking -----	51	41	45	41
753	Automotive repair shops -----	1 980	1 720	1 784	1 574
7532	Top, body, and upholstery repair shops and paint shops -----	560	488	493	449
7532 pt.	Top and body repair shops -----	507	446	448	412
7532 pt.	Paint shops -----	53	42	45	37
7538	General automotive repair shops -----	978	795	884	719
7538 pt.	General automotive repair shops, except diesel -----	870	713	782	643
7538 pt.	Diesel repair shops -----	108	82	102	76
7533, 4, 6, 7, 9	Other automotive repair shops -----	442	437	407	406
7533	Automotive exhaust system repair shops -----	66	55	59	51
7534	Tire retreading and repair shops -----	42	50	39	46
7536	Automotive glass replacement shops -----	70	55	65	51
7537	Automotive transmission repair shops -----	125	124	115	112
7539	Automotive repair shops, n.e.c. -----	139	153	129	146
7539 pt.	Radiator repair -----	36	46	33	43
7539 pt.	Brake, front end, and wheel alignment -----	48	52	45	49
7539 pt.	Automotive electrical and fuel system services -----	47	42	43	41
7539 pt.	Other automotive repair shops, n.e.c. -----	8	13	8	13
754	Automotive services, except repair -----	276	194	243	175
7542	Carwashes -----	153	135	128	122
7549	Automotive services, except repair and carwashes -----	123	59	115	53
76	Miscellaneous repair services -----	1 169	1 081	1 056	991
762	Electrical repair shops -----	365	332	331	304
7622	Radio and television repair shops -----	114	137	105	123
7623, 9	Other electrical and electronic repair shops -----	251	195	226	181
7623	Refrigeration and air-conditioning service and repair shops -----	56	62	50	56
7629	Electrical and electronic repair shops, n.e.c. -----	195	133	176	125
763	Watch, clock, and jewelry repair -----	15	19	13	16
764	Reupholstery and furniture repair -----	118	118	105	105
769	Miscellaneous repair and related services -----	671	612	607	566
7692	Welding repair -----	88	107	76	97
7694	Armature rewinding shops -----	73	69	68	61
7699	Repair shops and related services, n.e.c. -----	510	436	463	408
78, 79, 84	Amusement and recreation services, including motion pictures and museums -----	1 275	1 068	1 149	980
781, 2	Motion picture production, distribution, and services -----	48	48	38	44
783	Motion picture theaters -----	67	83	66	66
7832	Motion picture theaters, except drive-in -----	66	77	65	60
7833	Drive-in motion picture theaters -----	1	6	1	6
784	Video tape rental -----	381	304	340	280
792	Theatrical producers (except motion picture), bands, orchestras, and entertainers -----	38	34	36	33
7922	Theatrical producers (except motion picture) and miscellaneous theatrical services -----	10	7	10	7
7929	Bands, orchestras, actors, and other entertainers and entertainment groups -----	28	27	26	26
793	Bowling centers -----	40	40	37	39

See footnotes at end of table.

Table G-1. Firms Subject to Federal Income Tax – Con.

[Includes only establishments with payroll. For meaning of abbreviations and symbols, see introductory text. For explanation of terms and comparability of 1987 and 1992 censuses, see appendix A]

SIC code	Kind of business or operation	Establishments in business –			
		Any time during year		At end of year	
		1992	1987	1992	1987
78, 79, 84	Amusement and recreation services, including motion pictures and museums—Con.				
79 ex. 792, 3, 84	Commercial sports and other amusement and recreation services, including museums	701	559	632	518
794	Commercial sports	42	29	38	27
7941	Professional sports clubs, managers, promoters	11	3	9	3
7948	Racing, including track operation	31	26	29	24
79 ex. 792, 3, 4; 84	Other amusement and recreation services, including museums	659	530	594	491
791	Dance studios, schools, and halls	95	70	86	68
7991	Physical fitness facilities	126	106	107	91
7992	Public golf courses	38	21	35	21
7993	Coin-operated amusement devices	55	46	52	45
7996	Amusement parks	8	7	7	6
7997	Membership sports and recreation clubs	106	102	101	97
7999, 84	Amusement and recreation services, including museums, n.e.c.	231	178	206	163
80	Health services	5 519	5 105	5 241	4 809
801	Offices and clinics of doctors of medicine	2 611	2 527	2 470	2 387
8011 pt.	Offices of doctors of medicine	2 554	2 456	2 416	2 320
8011 pt.	General medical clinics	57	71	54	67
802	Offices and clinics of dentists	1 331	1 308	1 284	1 251
803	Offices and clinics of doctors of osteopathy	32	13	29	11
804	Offices and clinics of other health practitioners	734	547	696	518
8041	Offices and clinics of chiropractors	282	227	265	215
8042	Offices and clinics of optometrists	229	182	219	172
8043	Offices and clinics of podiatrists	49	44	47	42
8049	Offices and clinics of health practitioners, n.e.c.	174	94	165	89
805	Nursing and personal care facilities	212	225	202	200
8051	Skilled nursing care facilities	187	180	179	163
8052	Intermediate care facilities	11	26	10	18
8059	Nursing and personal care facilities, n.e.c.	14	19	13	19
806	Hospitals	42	48	42	44
807, 8, 9	Other health services	557	437	518	398
807	Medical and dental laboratories	242	211	228	191
8071	Medical laboratories	116	73	105	66
8072	Dental laboratories	126	138	123	125
808	Home health care services	142	69	129	65
809	Miscellaneous health and allied services, n.e.c.	173	157	161	142
8092	Kidney dialysis centers	32	26	32	23
8093	Specialty outpatient facilities, n.e.c.	102	77	90	74
8099	Health and allied services, n.e.c.	39	54	39	45
81	Legal services	1 979	1 734	1 839	1 608
823, 4, 9	Selected educational services	131	126	112	120
823	Libraries	2	1	2	1
824	Vocational schools	64	76	53	75
829	Schools and educational services, n.e.c.	65	49	57	44
83	Social services	914	618	798	560
835	Child day care services	650	493	571	448
832, 3, 6, 9	Other social services	264	125	227	112
87 ex. 8733	Engineering, accounting, research, management, and related services (except noncommercial research organizations)	2 589	2 242	2 394	2 070
871	Engineering, architectural, and surveying services	886	792	828	745
8711	Engineering services	537	450	501	421
8712	Architectural services	202	183	189	172
8713	Surveying services	147	159	138	152
872	Accounting, auditing, and bookkeeping services	992	882	909	806
873 ex. 8733	Research, development, and testing services (except noncommercial research organizations)	144	106	137	96
8731	Commercial physical and biological research	56	34	54	31
8732	Commercial economic, sociological, and educational research	27	32	26	27
8734	Testing laboratories	61	40	57	38
874	Management and public relations services	567	462	520	423
8741	Management services	188	149	179	138
8742	Management consulting services	239	209	220	186
8743	Public relations services	30	23	26	22
8744	Facilities support management services	11	7	11	7
8748	Business consulting services, n.e.c.	99	74	84	70
89	Services, n.e.c.	93	194	84	171

Table G-2. Firms Exempt From Federal Income Tax

[Includes only establishments with payroll. For meaning of abbreviations and symbols, see introductory text. For explanation of terms and comparability of 1987 and 1992 censuses, see appendix A]

SIC code	Kind of business or operation	Establishments in business —			
		Any time during year		At end of year	
		1992	1987	1992	1987
	Total	2 376	1 947	2 281	1 859
7032, 704	Camps and membership lodging	46	49	42	48
792, 7991 pt., 7997, 7999 pt., 84	Selected amusement, recreation, and related services	190	151	178	145
792	Theatrical producers (except motion picture), bands, orchestras, and entertainers	24	17	22	17
7991 pt., 7997	Gymnasiums, athletic clubs, and membership sports and recreation clubs	131	109	122	103
7999 pt. 84	Fairs	5	3	4	3
	Museums, art galleries, and botanical and zoological gardens	30	22	30	22
8011 pt.; 8021 pt.; 805, 6, 8, 9	Selected health services	333	261	327	256
8011 pt., 8021 pt.	Clinics of doctors of medicine and dentists	80	29	78	26
805	Nursing and personal care facilities	33	22	30	22
806	Hospitals	98	104	98	104
808, 9	Other health services	122	106	121	104
808	Home health care services	33	29	33	29
809	Miscellaneous health and allied services, n.e.c.	89	77	88	75
8111 pt.	Legal aid societies and similar legal services	23	25	23	25
823, 4, 9	Selected educational services	60	41	56	38
83	Social services	824	630	804	606
835	Child day care services	178	144	170	134
832, 3, 6, 9	Other social services	646	486	634	472
861, 2, 4, 9	Selected membership organizations	843	752	797	706
861	Business associations	201	167	194	163
864	Civic, social, and fraternal associations	468	420	439	385
862, 9	Other membership organizations	174	165	164	158
873, 4 ex. 8744	Research, testing, and consulting services, except facilities support management services	57	38	54	35
873	Research, development, and testing services	31	25	29	23
8731	Commercial physical and biological research	4	4	4	4
8732	Commercial economic, sociological, and educational research	4	2	4	1
8733	Noncommercial research organizations	20	17	19	16
8734	Testing laboratories	3	2	2	2
874 ex. 8744	Management and public relations services, except facilities support management services	26	13	25	12

Publication Program

1992 CENSUS OF SERVICE INDUSTRIES

Publications of the 1992 Census of Service Industries containing data on service industries establishments in the United States are described below. Publication order forms for specific reports may be obtained from any Department of Commerce district office or from Data User Services Division, Customer Services, Bureau of the Census, Washington, DC 20233-8300. The first results were issued in press releases. Final detailed statistics are issued in separate paperbound reports and compact disc-read only memory (CD-ROM).

Final Reports

Geographic area series—52 reports (SC92-A-1 to -52)

A separate paperbound report containing data for establishments with payroll is published for each State, the District of Columbia, and the United States. For establishments of firms subject to Federal income tax, each State report presents general statistics on number of establishments, receipts, payroll, and employment, by varied service classifications, for the State, metropolitan areas (MA's), counties, and places with 350 service establishments or more, by kind of business. Greater kind-of-business detail is shown for larger areas. In addition, for places with 2,500 inhabitants or more and for all counties, statistics are provided on number of establishments and receipts for 10 major kind-of-business groups. For establishments of firms exempt from Federal income tax, each State report presents statistics on number of establishments, revenue, payroll, and employment by varied service classifications, for the State and MA's. Greater kind-of-business detail is shown for larger areas.

The United States Summary report presents data for the United States as a whole for establishments with payroll of firms subject to Federal income tax, as well as those exempt from Federal income tax, for detailed kind-of-business classifications. Statistics on number of establishments and receipts/revenue are also shown for States and MA's by kind of business.

For each State, the District of Columbia, and the United States, 1992 data are provided on receipts/revenue and employees per establishment and on receipts/revenue and payroll per employee. Comparative statistics showing percent changes in receipts/expenses and payroll between 1987 and 1992 also are shown.

Nonemployer statistics series—1 report (SC92-N-1)

This report includes data by kind of business for all establishments, establishments with payroll, and establishments without payroll for the United States and States. Also presented are statistics for establishments without payroll including number of establishments and receipts/revenue by varied service classifications for MA's.

Similar data for counties and places with 2,500 inhabitants or more are available on electronic media only.

Subject series—5 reports (SC92-S-1 to -5)

The *Establishment and Firm Size* report (SC92-S-1) presents data for establishments with payroll, based on size of establishment, size of company or firm, and legal form of organization. Establishment statistics are presented by receipts/revenue size and by employment size; statistics for firms, by receipts/revenue size (including concentration by largest firms), by employment size, and by number of establishments operated (single units and multiunits). Statistics are presented by kind of business on the number of establishments, receipts/revenue, payroll, and employment for the United States.

The *Capital Expenditures, Depreciable Assets, and Operating Expenses* report (SC92-S-2) presents data for firms with payroll for the United States by major kind of business. Operating expenses include annual payroll, supplemental labor costs, purchased services, etc. Receipts data also are provided.

Three other reports (*Hotels, Motels, and Other Lodging Places* (SC92-S-3), *Sources of Receipts or Revenue* (SC92-S-4), and *Miscellaneous Subjects* (SC92-S-5)) present data for the United States as a whole and, where feasible, for States and MA's.

Electronic Media

All data included in the printed reports are available on CD-ROM. The CD-ROM's provide the same information found in the final reports as well as additional information not published in the final reports, such as ZIP Code statistics available from series SC92-Z, and nonemployer data for counties and places from series SC92-N. Electronic media products are available for users who wish to summarize, rearrange, or process large amounts of data. These products, with corresponding technical documentation, are sold by Data User Services Division, Customer Services, Bureau of the Census, Washington, DC 20233-8300.

OTHER ECONOMIC CENSUS REPORTS

Data on retail trade, wholesale trade, financial, insurance, real estate, construction industries, manufactures, mineral industries, transportation, communications, utilities, enterprise statistics, minority-owned business enterprises, and women-owned businesses also are available from the 1992 Economic Census. A separate series of reports covers the census of outlying areas—Puerto Rico, Virgin Islands of the United States, Guam, and the Northern Marianas. Separate announcements describing these reports are available free of charge from Data User Services Division, Customer Services, Bureau of the Census, Washington, DC 20233-8300.